

**GAME DAY INFORMATION**

**#11 WILLIAM AND MARY "TRIBE" (0-1) AT VMI "KEYDETS" (1-0)**

**Kickoff:** 1 p.m., Saturday, Sept. 10, 2005  
**Site:** Alumni Memorial Field (10,000, Natural Grass)  
**TV:** None  
**Radio:** 12:30 p.m. - The Tribe Football Radio Network will broadcast today's game across the Commonwealth of Virginia. The veteran broadcast duo of Jay Colley (play-by-play) and Bob Sheeran (color) will call the action. For a complete listing of the Tribe Football Radio Network, see page seven.  
**All-Time Series:** W&M leads 47-33-2  
**Last Meeting:** The Tribe won, 42-6, on Sept. 25, 2004.

**FIRST AND 10**

State-rivals William and Mary and the Virginia Military Institute meet Saturday for the 62nd consecutive season and the 83rd time overall in Lexington. The Tribe, ranked 11th in the latest Sports Network Top 25, will be looking for its 20th-straight victory over the Keydets in the ninth-longest annual series in the I-AA ranks. W&M holds a 47-33-2 all-time advantage over the Institute, and the Tribe has not lost at Alumni Memorial Field since 1985. The College will also be looking for its first victory of the young 2005 season, after falling in its season-opener, 36-24, last Thursday night at Marshall. Saturday's game is W&M's second of three consecutive road contests to open the season, as the Tribe will open Atlantic 10 play next weekend at Rhode Island. VMI enters Saturday's date with a 1-0 ledger after downing Davidson, 33-0, this past weekend in Lexington. The victory was VMI's first shutout since blanking Richmond 14-0 on October 23, 1982.

**IN THE SPOTLIGHT**

**THIS WEEK'S FEATURED ATHLETE:**



**#59  
 PATRICK MULLOY  
 SENIOR, CENTER**

All-conference candidate Patrick Mulloy has started 22 consecutive games at center for the Tribe. To read more about the centerpiece of the Tribe offensive line, see page 11.

**TABLE OF CONTENTS**

W&M Quick Facts..... 2  
 Depth Charts..... 2  
 How They Stack Up..... 2  
 Tale of the Tape..... 2  
 Statistical Leaders..... 2  
 National Spotlight: All-Americans ..... 3  
 Head Coach Jimmye Laycock..... 4  
 Atlantic 10 Information ..... 5  
 Team Notes ..... 5  
 The Last Meeting ..... 6  
 More Atlantic 10 Information..... 6  
 W&M Media Information ..... 7  
 National Rankings..... 9  
 In the Spotlight: Pat Mulloy..... 11  
 The Tribe in 2005 ..... 11  
 W&M Alphabetical Roster ..... 12  
 W&M Numerical Roster ..... 14  
 2005 Game-by-game Starters..... 14  
 The Last Time It Happened ..... 15  
 W&M Single-Game Highs ..... 16  
 Opponent Single-Game Highs ..... 17  
 W&M Single-Game Records..... 18  
 All-time Offensive Performances..... 19  
 W&M Scoring Drives Chart..... 20  
 W&M in the Red-Zone ..... 21  
 Tribe Honor Roll ..... 21  
 2005 Game-by-Game Results ..... 22  
 Quarterback Club Players of the Week ..... 23

#11 William and Mary			VMI		
Date	Opponent	Score/Time	Date	Opponent	Score/Time
Sept. 1	at Marshall	L, 24-36	Sept. 3	DAVIDSON	W, 33-0
<b>Sept. 10</b>	<b>at VMI</b>	<b>1:00 PM</b>	<b>Sept. 10</b>	<b>WILLIAM AND MARY</b>	<b>1:00 PM</b>
Sept. 17	*at Rhode Island	12:00 PM	Sept. 17	at Duke	1:00 PM
Sept. 24	LIBERTY	1:00 PM	Sept. 24	LEHIGH	1:00 PM
Oct. 8	*NEW HAMPSHIRE	1:00 PM	Oct. 1	*at Liberty	12:00 PM
Oct. 15	*at Northeastern	2:00 PM	Oct. 8	*CHARLESTON SOUTHERN	1:00 PM
Oct. 22	*TOWSON	1:00 PM	Oct. 15	at Wofford	1:30 PM
Oct. 29	*at Villanova	6:00 PM	Oct. 22	*GARDNER-WEBB	12:00 PM
Nov. 5	*JAMES MADISON	7:00 PM	Oct. 29	*at Coastal Carolina	12:30 PM
Nov. 12	*DELAWARE	1:00 PM	Nov. 5	at Richmond	3:00 PM
Nov. 19	*at Richmond	1:00 PM	Nov. 19	THE CITADEL	1:00 PM
*A10 conference game			*Big South Game		

**HEAD COACHES**

Jimmye Laycock (W&M, 1970)	Cal McCombs (The Citadel, 1967)
W&M Record 170-114-2 (26th year)	VMI Record 17-52 (Seventh year)
Career Record 170-114-2 (26th year)	Career Record 17-52 (Seventh year)
vs. VMI 22-3	vs. W&M 0-6

**MEDIA CONTACTS**

<b>W&amp;M SPORTS INFORMATION</b>	<b>VMI SPORTS INFORMATION</b>
<b>SID</b> - Pete Clawson	<b>SID</b> - Wade Branner
<b>Phone</b> - (757) 221-3369	<b>Phone</b> - (540) 464-7515
<b>Email</b> - pmclaw@wm.edu	<b>Email</b> - brannerwh@vmi.edu
<b>Fax</b> - (757) 221-3412	<b>Fax</b> - (540) 464-7583
<b>Web</b> - www.TribeAthletics.com	<b>Web</b> - www.vmikeydets.com





# DEPTH CHARTS



### OFFENSE

WR	33	Josh Lustig	SR	5-9	175
		2 Elliott Mack	RF	6-0	188
LT	75	Michael Grenz	SR	6-3	285
		67 Brent Cochran	SO	6-5	300
LG	65	Matt Ridjaneck	SR	6-4	275
		70 Jonathan Shafran	RF	6-3	280
C	59	Patrick Mulloy	SR	6-4	315
		51 Tim Kelley	SO	6-2	290
RG	68	Cody Morris	JR	6-4	285
		53 Luke Hiteshew	RF	6-1	287
RT	71	Brad Stewart	SO	6-3	300
		79 Michael Grant	RF	6-5	305
TE	40	Adam Bratton	SR	6-4	250
or		85 Matt Trinkle	JR	6-5	260
WR	27	Joe Nicholas	SO	6-3	211
		3 Joe Marianacci	RF	6-1	186
QB	10	Mike Potts	SO	6-4	224
or		18 Jake Phillips	RF	6-3	208
TB	9	Elijah Brooks	JR	5-9	210
		28 DeBrian Holmes	RF	5-9	180
or		5 Tony Viola	SO	6-1	217
FB	46	Matt Otey	SO	5-11	230
		23 Trevor McLaurin	JR	5-11	230

### DEFENSE

DE	97	Adam O'Connor	SR	6-8	275
		95 Jerome Griffin	SR	6-1	240
DT	77	Brian Williamson	JR	6-3	281
		74 Brandon Pugh	SO	6-2	261
DT	58	Larry Pendleton	SR	6-3	285
		57 Brian Neely	JR	6-4	298
DE	94	Josh Wright	JR	6-3	246
		93 Jonas Watson	SR	6-2	228
ILB	34	Thad Wheeler	SR	6-1	216
		39 T.J. O'Neill	SO	6-1	238
OLB	44	Josh Rutter	RF	6-3	228
		69 William Turner	SO	6-1	240
OLB	55	Ryan Nickell	JR	6-2	210
		50 Todd Reyher	RF	6-0	214
CB	22	Stephen Cason	SR	6-0	210
		13 David Page	SO	5-9	180
SS	35	Jonathan Shaw	SR	6-0	198
		29 Zach Stout	JR	6-0	190
FS	21	James Miller	SR	6-1	200
		6 Brandon Burrow	SO	5-11	180
CB	8	Alan Wheeling	JR	5-9	180
or		24 Richard Riley	JR	6-2	185

### SPECIAL TEAMS

PK	25	Greg Kuehn	SR	6-3	215
HO	14	Christian Taylor	JR	6-5	205
P	91	Blair Pritchard	JR	5-11	230
or		15 Corey Davis	JR	6-1	190
LS	34	Thad Wheeler	SR	6-1	216
SS	75	Michael Grenz	SR	6-3	285
KR	33	Josh Lustig	SR	5-9	175
		22 Stephen Cason	SR	6-0	210
PR	33	Josh Lustig	SR	5-9	175

### HOW THEY STACK UP

CATEGORY	W&M (A10)	VMI (BIG SO.)
Scoring Offense	24.0 (5)	✓ 33.0
Rushing Offense	155.0 (4)	✓ 207.0
Passing Offense	174.0 (5)	✓ 147.0
Had Intercepted	1 (3)	1
Total Offense	359.0 (6)	✓ 354.0
Turnover Margin	-1.00 (7)	
3rd Down Efficiency	46.2 (4)	✓ 69.2
Scoring Defense	36.0 (8)	✓ 0.0
Rushing Defense	103.0 (3)	✓ 44.0
Passing Defense	313.0 (8)	✓ 115.0
Total Defense	416.0 (7)	✓ 159.0

### OFFENSE

LT	71	Robert Brown	SO	6-6	300
		65 Justin Chetney	SO	6-4	240
LG	70	Jeremy Ward	SR	6-4	300
		58 Chip Chace	RF	6-2	265
C	50	Matt Dowler	SR	6-3	260
		76 Chris Duane	RF	6-2	260
RG	63	Adam Reel	SO	6-3	260
		77 Brain Duncan	SR	6-3	290
RT	73	Jeff Marcey	RF	6-4	265
		77 Frank Ellis	FR	6-7	230
TE	83	John Fox	SR	6-2	225
		90 Travis Ludden	RF	6-3	230
WR	32	Gary Price	SR	5-10	185
		1 Chris Gilliland	JR	6-0	185
WR	7	Zohn Burden	JR	6-3	200
		14 Kirk Monteleone	SR	6-1	205
RB	38	Sean Mizzer	SR	5-9	195
		30 Nat Jackson	SO	5-11	190
QB	4	Jonathan Wilson	JR	6-1	220
		18 Terrel Allen	RF	6-0	200
FB	11	Mike Maleski	SR	5-11	215
		46 Andrew Walton	JR	5-11	225

### DEFENSE

RAM	97	Eric Hall	JR	6-1	235
		17 Sean Moore	SR	6-4	245
T	13	Vicheal Foxx	SR	6-4	280
		91 Terrell Golgen	SR	6-3	250
NT	91	Terrell Golgen	SR	6-3	250
		95 Jack Herzog	JR	6-2	270
DE	99	Charlie Liesfeld	JR	6-4	235
		52 Vic Rosen	SO	6-1	245
MLB	94	Justin Huggard	SR	6-2	220
		8 Keashawn Artis	SO	6-2	215
SLB	51	Todd Baldwin	SR	6-2	225
		55 Ryan Anderson	FR	6-1	215
BAN	24	Marcus Barnes	SR	6-3	205
		48 Jacob Rochester	FR	5-10	195
LCB	21	Titus Green	SR	5-9	180
		5 Jamaal Walton	JR	5-10	185
SS	15	Kamau Hull	SR	6-1	190
		5 Jamaal Walton	JR	5-10	185
FS	9	Robert Mason	SR	6-2	200
		3 Marcus Brown	SO	6-0	180
RCB	23	Grant Harris	SR	5-11	185
		3 Marcus Brown	SO	6-0	180

### SPECIAL TEAMS

P	12	Adam Peters	JR	6-1	215
PK/K	41	Barrett Way	SO	5-9	170
H	12	Adam Peters	JR	6-1	215
		4 Jonathan Wilson	JR	6-1	215
LS	90	Travis Ludden	RF	6-3	230
		88 Tommy Lloyd	SO	6-5	230
KOR	38	Sean Mizzer	SR	5-9	195
PR	38	Sean Mizzer	SR	5-9	195
		32 Gary Price	SR	5-10	185

### TALE OF THE TAPE

#### TRIBE vs. KEYDETS

Pos.	W&M	VMI	Pos.
WR & TE	6-2/224	6-0/189	DB
OF Backs	6-1/218	6-2/217	LB
OL & TE	6-4/282	6-3/250	DL
DL	6-4/272	6-4/268	OL/TE
LB	6-2/218	5-11/210	OF Backs
DB	6-0/195	6-1/203	WR/TE

\* Averages reflect those of starters only.

## TRIBE QUICK FACTS

### COLLEGE INFORMATION

Location: ..... Williamsburg, Va.  
 Founded: ..... 1693  
 Enrollment: ..... 5,700  
 Nickname: ..... Tribe  
 Colors: ..... Green, Gold and Silver  
 President: ..... Gene R. Nichol (OK State, 1973)  
 Athletics Director: ..... Terry Driscoll (BC, 1969)  
 School Website: ..... www.wm.edu

### FOOTBALL INFORMATION

First Season: ..... 1893  
 All-Time Record: ..... 495-485-41  
 Stadium: ..... Zable Stadium  
 Capacity: ..... 12,259  
 Surface: ..... Natural grass  
 All-Time Record at Zable: ..... 185-102-6  
 Bowl/Playoff Appearances: .. 12 (7 in D I-AA)  
 Bowl/Playoff Record: ..... 7-7 (6-7 in D I-AA)  
 Conference: ..... Atlantic 10 (Southern)  
 Head Coach: ..... Jimmye Laycock (See page 5)  
 Alma Mater: ..... W&M, 1970  
 Offensive Formation: ..... Pro-style  
 Defensive Formation: ..... Multiple 4-3  
 Lettermen Ret./Lost: ..... 30/11  
 Off. Starters Ret./Lost: ..... 8/3  
 Def. Starters Ret./Lost: ..... 9/2  
 Spec. Starters Ret./Lost: ..... 1/0  
**Captains: Josh Lustig, Travis McLaurin, Pat Mulloy, Adam O'Connor**

### 2004 IN REVIEW

Overall Record: ..... 11-3  
 A10 Record: ..... 7-1  
 A10 Finish: ..... Tie-First, Southern Division  
 Home: ..... 7-1  
 Away: ..... 4-2  
 Postseason: ..... NCAA Semifinals  
 Final Ranking: ..... No. 3

## TEAM LEADERS


### #11 WILLIAM AND MARY

Rushing - Brooks (28 att., 149 yds, 5.3 avg.)  
 Passing - Potts (30-16-1, 164 yds, 2 TD)  
 Receiving - Lustig(4 rec., 44 yds)  
 Punt Ret. - n/a  
 Kick Ret. - Cason (2 for 51 yds, 25.5 avg.)  
 Kicking - Kuehn (1-1 FG, long 47; 3-3 PAT)  
 Punting - Pritchard (40.0 avg., 46 long, 1 In-20)  
 Tackles - Rutter (16 total, 4 solo)  
 Sacks - Watson (1.0 for 2 yards)  
 TFL - Wright(1.0 for 10 yards)  
 INT - Allen (1 for no return)  
 Pass Brks - Cason, Riley 1

### VMI

Rushing - Mizzer (27 att., 129 yds, TD, 4.8 avg.)  
 Passing - Wilson (18-15-1, 147 yds, TD)  
 Receiving - Burden (6 rec., 55 yds, 9.2 avg.)  
 Punt Ret. - Mizzer (1 for 7 yds, 7.0 avg.)  
 Kick Ret. - Green (1 for 21 yds, 21.0 avg.)  
 Kicking - Way (2-2 FG, 30 long; 2-3 PAT)  
 Punting - Peters (43.0 avg., 43 long, 1 inside 20)  
 Tackles - Huggard (10 total, 4 solo)  
 Sacks - Three with 1.0  
 TFL - Moore (2.0 for 11 yards)  
 INT - Hull (1 for 3 yards)  
 Pass Brks - Four with (1)

# NATIONAL SPOTLIGHT: ALL-AMERICANS GREG KUEHN AND ADAM O'CONNOR



## Greg Kuehn

A returning All-American, Greg Kuehn started the 2005 season off in mid-season form, drilling a 47-yard field goal in the season-opener Thursday night at Marshall ... The kick surpassed his season-long of 46 yards a year ago and brought his career total to 47 ... With 47 career field goals, Kuehn now stands one shy of second-place Brian Shallcross (1994-97) on the W&M all-time list and the Atlantic 10 career chart ... Steve Christie (1986-89) holds the W&M career record with 57, while former Hofstra kicker Chris Onorato holds the A10 record with 50 ... Kuehn also nailed three extra points against Marshall, bringing his career total to 126, two shy of the

W&M career record of 128, held by Shallcross ... **2004:** Named A10 Special Teams Player of the Year and a Second Team All-America pick by the Sports Network ... Also a third team AP All-American and First Team All-A10 selection... Named to first team honors by both the Atlantic 10 and VaSID ... Led all of I-AA with 19 field goals ... Established a school record with 99 consecutive successful extra-point attempts, a streak that dated back to 2002, before missing in the playoffs against Delaware ... Shattered previous mark of 50 consecutive made PATs held by Brett Sterba ... Tied for the league lead and ranked fourth nationally with an average of 1.36 field goals per game ... Converted 57 of 58 PAT tries overall ... **Potomac Falls High School:** Three-year letterwinner at kicker for coach Wes Driskill ... Named honorable mention all-state in his senior season ... Selected first-team All-Loudon County by the Washington Post ... Set school records for field goals in a season (7), field goals in a career (13), extra points in a career (75) and touchdowns in a season (39) ... Lettered four times in soccer ... **Personal:** Son of Sydney and Dr. Thomas Kuehn ... Enjoys playing the guitar, rock climbing, snowboarding and kayaking ... Majoring in biology and computer science ... Spent summer as research assistant working with DNA analysis ... Born September 15, 1982.

### Kuehn's Career Kicking Stats

Year	G	FGA	FGM	Long	XPA	XPM	Pts.
2002	11	21	14	51	39	36	78
2003	10	18	13	49	30	30	69
2004	14	28	19	46	58	57	114
2005	1	1	1	47	3	3	6
<b>Totals</b>	<b>36</b>	<b>68</b>	<b>47</b>	<b>51</b>	<b>130</b>	<b>126</b>	<b>267</b>

### W&M Career Field Goals List

- 57, Steve Christie, 1986-89
- 48, Brian Shallcross, 1994-97
- 47, Greg Kuehn, 2002-**

### W&M Career Extra Points List


- 128, Brian Shallcross, 1994-97
- 126, Greg Kuehn, 2002-**

### Atlantic 10 Career Field Goals List

- 50, Chris Onorato (Hofstra), 2000-2004
- 48, Brian Shallcross (W&M), 1994-97
- 47, Greg Kuehn (W&M), 2002-**

### Atlantic 10 Career Extra Points List

- 167, Sean Leach (UD), 1994-97
- 148, Casey Hannon (VU), 1998-2001
- 145, Chris Onorato (HU), 2000-04
- 142, Mark Kiefer (VU), 1994-97
- 140, Miro Kesic (NU), 2002-
- 136, Mke Morello (BU), 1991-04
- 128, Brian Shallcross (W&M), 1994-97
- 126, Greg Kuehn (W&M), 2002-**
- 124, Adam James (VU), 2002-



## Adam O'Connor

Returning All-American defensive end Adam O'Connor recorded three total tackles in the season-opening loss at Marshall Thursday and was credited with two quarterback hurries ... Team quad-captain and a preseason all-league selection ... **2004:** Asserted himself as one of the league's dominant pass rushers, gaining Third Team AP All-America and Second Team All-A10 status ... Tied for second in the league with 8.0 sacks and ranked fifth with 15.5 TFL ... Finished the year with 53 total tackles and added nine quarterback hurries and a fumble recovery ... Recorded at least 1.0 TFL 10 of 14 games, including the final six ... Earned A10 De-

fensive Player of the Week honors after registering 3.0 sacks against Villanova ... Three sacks against the Wildcats were just 0.5 shy of the W&M single-game record held by Luke Cullinane (3.5) ... Had five total tackles, including a sack and 1.5 TFL, and forced a fumble against VMI ... Tallied eight tackles in the win over Northeastern, including a critical sack on the first play of overtime to earn defensive player of the week honors from the coaching staff ... Made a season-high nine total tackles, 1.5 TFL, in a win at James Madison ... **Ragsdale High School:** Two-year letterwinner at defensive end and offensive line for coach Tommy Norwood ... Twice named all-conference at both offensive and defensive line ... Recorded 105 tackles and five sacks in his senior year ... Also lettered in baseball, basketball and track ... **Personal:** Son of Janice and Bob O'Connor ... Enjoys working out, playing golf and watching movies in his spare time ... Majoring in history ... Born January 27, 1983.

### O'Connor's Career Defensive Stats

Year	G/S	T	A	Total	TFL/Yds	Sack/Yds	QBH	FF
2002	11/0	13	13	26	2/-6	0/0	6	0
2003	10/10	32	23	55	12/-52	6/-35	28	2
2004	14/14	26	27	53	15.5/-62	8/-45	9	1
2005	1/1	0	3	3	0/0	0/0	2	0
<b>Totals</b>	<b>36/25</b>	<b>71</b>	<b>66</b>	<b>137</b>	<b>29.5/-120</b>	<b>14/-80</b>	<b>45</b>	<b>3</b>



(Above) Adam O'Connor brings down Marshall running back Ahmad Bradshaw Thursday. O'Connor finished with three total tackles and two quarterback hurries.

(Left) Greg Kuehn sizes up his 47-yard field goal attempt Thursday night at Marshall. The reigning A10 Special Teams Player of the Year brought his career field goal total to 47 with the kick, three shy of the Atlantic 10 career record.

TRIBE HEAD COACH

# JIMMYE LAYCOCK



Comments from Monday's Atlantic 10 football coaches conference call.

**Comments on Thursday's 36-24 loss at Division I-A Marshall.**

I thought we played hard, and I thought we competed. Obviously, we made too many mistakes that kept us from winning the ball

game, but I think there were a lot of positives that came out of the game. We can see a lot of things we need to work on. But, we competed, we played hard, and we gave ourselves a chance to win.

**At first look, do you get the same sense you did last year against North Carolina [49-38 loss in 2004 season-opener], in terms of a confidence boost?**

It's a different team this year with a different makeup. And, Marshall was a different setting, obviously. We felt good about some of the things that came out of the game. I was pleased we were able to run the football as well as we did, and I think that is something we really need to do this year. Defensively, I thought we played the run pretty well. I thought our kicking game was pretty good. We covered kicks well, and we did a nice job overall. Those are the kinds of things that maybe you don't expect when you're going in against a 1-A team. To come out and feel pretty good about those areas is good. There are a few things we didn't take advantage of, in [Marshall turnover and missed field goal]. We had turnovers, but we made it worse by turning it over [in the red zone]. That is really disappointing, and preventing the mistakes that led to the turnovers are what we have to get better at.

**Updates on injury situations.**

- Sophomore wide receiver Joe Nicholas  
We will find out if he gets clearance from the doctor on Tuesday. If he gets clearance from the doctor, he will be back.

- Senior linebacker Thad Wheeler  
Same situation as Nicholas. We're still waiting on the doctors to finish tests and evaluate the situation. I do not know if he'll be ready or not.

- Sophomore quarterback Mike Potts  
Potts had a minor ankle injury in the game, but I anticipate him being ready to play.

- Senior guard Ryan Lumm  
Ryan Lumm is out for the season. He underwent surgery on his ankle.

**Comments on sophomore quarterback Mike Potts' first-career start.**

I thought he was good in some areas, and I think he has some areas he needs to improve in. He needs to protect the football a little better, but he made some good throws. We also had some drops that we can't have. I thought he handled himself very well. He made some very good decisions and some good throws, but he was a little inconsistent. That is something we're go-

ing to continue to work on. For a first game, though, I thought it was fine.

**You mentioned you were surprised at the effectiveness of your running game. What was the surprise, and who shined there?**

When you're going against a I-A team that is physical and athletic like Marshall, we weren't sure how well we could run it. I thought the offensive line did a very good job the entire game. [Senior] Patrick Mulloy, at center, had an excellent game. Overall, I thought the offensive line played very well, not only in the running game but in pass protection as well. I thought [junior running back] Elijah Brooks, at the tail-back position, really stepped it up [career-high 149 rushing yards]. Elijah had a very good pre-season, and we were anticipating him playing a lot, but he carried it more and played more than we thought he would [against Marshall]. We planned to divide the carries with the other backs, but Elijah was running so well and making cuts, we stuck with him. I think it was a solid combination of the offensive line's play and Elijah running very well.

**Do you see something different with Brooks this year? Has he improved significantly?**

I think he's healthier. He had a nagging knee injury most of last year, but he has recovered. He probably lost a little weight as well. He's got himself in great shape, and that combination is paying off for him. Plus, he has a year of experience in our program. I think all those things together, and the noticeable preseason he had are paying off. He's a little quicker, and he's seeing things well. He's holding up well, and he is running hard.

**Comments on Saturday's opponent, VMI.**

Well, it's always a big game with VMI because of the interstate rivalry. VMI is a tough place to play with the corps of cadets and the excitement they bring. But, this VMI team is the most-experienced I think I've ever seen. They have just about everybody back, and they have a quarterback [Sophomore Jonathan Wilson], who missed last year but is back in their lineup. VMI has a very experienced, veteran team with an outstanding quarterback. They were very impressive in the opening win against Davidson. They completely dominated that game, so we better improve upon what we did Thursday night.

**Where do you need the most improvement?**

I think consistency on both sides of the ball. Defensively, we need to improve on our pass rush and our pass coverage. That is somewhere we really have to get better. Offensively, we need to get more consistent in our passing game, and I think we need to catch better. We need to be more decisive with our routes. The quarterbacks have to make reads a little bit better, and we have to take care of the football better.

**THE JIMMYE LAYCOCK ERA**

(1980-present)

170-114-2 (Career Record)

Year	Record	Postseason
1980	2-9	
1981	5-6	
1982	3-8	
<b>1983</b>	<b>6-5</b>	
<b>1984</b>	<b>6-5</b>	
<b>1985</b>	<b>7-4</b>	
<b>1986</b>	<b>9-3</b>	<b>NCAA Playoffs</b>
1987	5-6	
<b>1988</b>	<b>6-4-1</b>	<b>Epson Ivy Bowl</b>
<b>1989</b>	<b>8-3-1</b>	<b>NCAA Playoffs</b>
<b>1990</b>	<b>10-3</b>	<b>NCAA Playoffs</b>
1991	5-6	
<b>1992</b>	<b>9-2</b>	<b>Epson Ivy Bowl</b>
<b>1993</b>	<b>9-3</b>	<b>NCAA Playoffs</b>
<b>1994</b>	<b>8-3</b>	
<b>1995</b>	<b>7-4</b>	
<b>1996</b>	<b>10-3</b>	<b>NCAA Playoffs</b>
<b>1997</b>	<b>7-4</b>	
<b>1998</b>	<b>7-4</b>	
<b>1999</b>	<b>6-5</b>	
2000	5-6	
<b>2001</b>	<b>8-4</b>	<b>NCAA Playoffs</b>
<b>2002</b>	<b>6-5</b>	
2003	5-5	
<b>2004</b>	<b>11-3</b>	<b>NCAA Playoffs</b>
2005	0-1	

Winning Seasons in Bold

**LAYCOCK IN I-AA PLAYOFFS**

1986	Delaware, 17-51 (L)
1989	Furman, 10-24 (L)
1990	Massachusetts, 38-0 (W) Central Florida, 38-52 (L)
1993	McNeese State, 28-34 (L)
1996	Jackson State, 45-6 (W) Northern Iowa, 35-38 (L)
2001	Appalachian State, 27-40 (L)
2004	Hampton, 42-35 (W) Delaware, 44-38 2 OT (W) James Madison, 34-48 (L)

**LAYCOCK VS. THE ATLANTIC 10**

Team	W	L	T
Delaware	11	14	0
Hofstra	2	1	0
James Madison	12	13	0
Maine	5	1	0
Massachusetts	4	5	0
New Hampshire	8	2	0
Northeastern	9	2	0
Rhode Island	9	1	0
Richmond	19	6	0
Towson	2	0	0
Villanova	9	5	1



### 2004 ATLANTIC 10 FINAL STANDINGS

SOUTH	A-10	Overall
James Madison	0-0	1-0
Towson	0-0	1-0
Delaware	0-0	0-0
Villanova	0-0	0-0
<b>William and Mary</b>	<b>0-0</b>	<b>0-1</b>
Richmond	0-1	0-1

NORTH	A-10	Overall
Massachusetts	1-0	1-0
New Hampshire	0-0	1-0
Rhode Island	0-0	1-0
Hofstra	0-0	0-0
Northeastern	0-0	0-1
Maine	0-0	0-1

### AROUND THE ATLANTIC 10 THIS WEEK

Saturday, Sept. 10		
Massachusetts at Colgate		12 PM
<b>William and Mary at VMI</b>		<b>1 PM</b>
Richmond at Lafayette		1 PM
Northeastern at Youngstown State		4 PM
Rhode Island at Central Connecticut State		5 PM
Hofstra at Albany		6 PM
William Penn at Maine		6 PM
Lock Haven at Towson		6 PM
Villanova at Rutgers		6 PM
Lehigh at Delaware		7 PM
James Madison at Coastal Carolina		7 PM

### W&M'S ATLANTIC 10 RANKING (OF 9)

Total Offense	6th	359.0
Passing Offense	5th	204.0
Rushing Offense	4th	155.0
Scoring Offense	5th	24.0
Pass Efficiency	6th	113.5
Third-down Conversion	4th	46.2
Fourth-down Conversion	T-4th	0/0
Red Zone Offense	6th	.750
Sacks Against	T-4th	2
Total Defense	7th	416.0
Passing Defense	8th	313.0
Rushing Defense	3rd	103.0
Scoring Defense	8th	36.0
Pass Defense Efficiency	9th	150.5
Sacks	T-6th	1
Turnover Margin	T-7th	-1.00
Punting	5th	28.7
Kickoff Returns	2nd	25.0
Punt Returns	T-7th	0.0
Kickoff Coverage	7th	20.2
Penalties	2nd	18.0
Field Goals	T-1st	1.00
PAT Kicking	T-1st	1.00
Time of Possession	5th	30:18

### W&M INDIVIDUALS IN THE A-10 TOP 10

Rushing	Brooks	1st	149.0
Pass AVG	Potts	5th	164.0
Total Offense	Potts	7th	154.0
	Brooks	8th	149.0
Pass Efficiency	Potts	6th	114.6
Punting	Pritchard	3rd	40.0
Kickoff Returns	Cason	5th	25.5
	Lustig	6th	24.5
Scoring	Kuehn	T-9th	6.0
Scoring (Kick)	Kuehn	T-4th	6.0
Scoring (TDs)	Brooks	T-6th	6.0
	Viola	T-6th	6.0
	Otey	T-6th	6.0
All Purpose	Brooks	4th	176.0
Receiving AVG	Bratton	10th	64.0
FG AVG	Kuehn	T-2nd	1.00
PAT Pct.	Kuehn	T-1st	100.0
Tackles/Game	Rutter	2nd	16.0
Sacks	Watson	T- 4th	1.0
Fumbles Forced	Watson	T-1st	1
Interceptions	Allen	T-3rd	1
Fumbles Recovered	Nickell	T-2nd	1

## WILLIAM AND MARY GAME NOTES

Game 2 - at VMI - Sept. 10, 2005

### THE W&M-VMI SERIES

Big South.

**Serious History:** Few schools can boast such long and storied histories as the College of William and Mary (founded in 1693) and the Virginia Military Institute (founded in 1839). This same history can be applied to the football programs, as each has sponsored a team for the better part of the last century. The two schools have met on the gridiron 82 times, including at least once a year for the last 62 seasons, including 2005.

The 62 consecutive games are the ninth longest, uninterrupted series currently being contested in the I-AA ranks. The Tribe has won 19-consecutive games in the series, which stands as the second longest winning streak in an active uninterrupted series in the I-AA rank (the longest being Grambling's 28-straight wins over Prairie View).

**Laycock and McCombs:** Tribe head coach Jimmy Laycock and VMI's Cal McCombs will be leading their teams into battle on Saturday, but in 1973-74, they were on the same sideline as coaches at The Citadel. McCombs was the team's wide receivers coach, while Laycock coached the offensive backfield at the time. The 1973 team finished 3-8 under future NFL coach Bobby Ross, while the 1974 squad went 4-7. Coincidentally, both seasons featured a loss to William and Mary and a loss to VMI.

**VMI Connections:** First-year Tribe assistant coach Brent Barth is a 2003 graduate of VMI, where he was as three-time All-Southern conference punter and a two-time All-American at the position for the Keydets.

Current assistant head coach and offensive line coach Bob Solderitch had a two-year stint as an assistant at VMI (1994-95), overseeing both the offensive and defensive lines.

VMI assistant Greg Shockley is in first season in Lexington, after spending the 2004 season as tight ends and special teams coach at W&M.

Sophomore running back Tony Viola's brother, Andy, is in his redshirt freshman season at VMI.

### TEAM NOTES

**Give Me Five:** With five wins this season, the Tribe can reach the 500-win mark in total victories for the program. William and Mary enters the VMI game with an all-time record of 495-485-11 (in 110 previous seasons of football).

**Big South Battles:** The Keydets are in their third season of play in the five-team Big South Conference, after ending their long-time run in the Southern Conference. Saturday's game is the first of two Big-South battles for the Tribe this season, as Liberty will visit Williamsburg for Family Weekend on Sept. 24, which is also W&M's home opener. W&M defeated both VMI and Liberty last season, bringing the Tribe's record to a perfect 3-0 against teams from the

**Frequently Asked Question:** If a general poll of the most commonly asked question that comes into the W&M Sports Information Department were taken, one that would surely emerge in the top three would be:

"What is next year's Division I-A game?"

Well, for those inquiring minds, here for the first time is the College's tentative I-A slate going out for the next six seasons:

- 2006 - Maryland
- 2007 - Virginia Tech
- 2008 - NC State
- 2009 - Virginia
- 2010 - North Carolina
- 2011 - Virginia

**Familiar Faces, New Places:** During spring workouts, linebackers coach Matt McLeod was promoted to defensive coordinator. Also, Scott Boone, an offensive assistant in 2004, has taken over the secondary. Together, the pair brings more than 29 years of coaching experience to the Tribe's defense.

In the offseason, Laycock welcomed three new assistants to the program in **Chris Willetts** ('02), who handles tight ends and special teams, **Brent Barth**, an offensive and special teams assistant, and **Wes Dodson**, a defensive assistant. Also, Mike Bonfiglio joined the defensive staff as a volunteer assistant at the start of fall camp.

**Road Warriors:** Saturday's contest at VMI marks the Tribe's second road game of the season, after falling at Marshall, 36-24 last week. Also, in a scheduling quirk, the College's conference opener at Rhode Island next weekend is the 10th consecutive year W&M has opened its conference play on the road.

And while no one is counting, 2005 will mark the 11th-straight season (since 1993) that the Tribe has more road games (six) than home games (five) on its schedule.

**Did You Know?:** William and Mary's game at Virginia Military marks the second of three road games to start the season for the College. Amazingly, the Tribe has started three of the last five seasons with three road games (also in 2001 and 2003). Perhaps even harder to believe is the fact that since joining the Atlantic 10 in 1993, the Tribe has only had one season (1998) in which it didn't play two of its first three games on the road.

**Jersey Number Changes:** As usual during the offseason, several players have switched jersey numbers. Here is a list of those changes:

Player	'05 #	'04 #
Elliott Mack	2	86
Joe Marianacci	3	16
Tony Viola	5	30
Brandon Burrow	6	84

David Page	13	38
Graham Falbo	45	62
Josh Larkins	99	61

next closest opponent (Richmond, 49.5).  
The 2005 campaign has started no different, as the Tribe drew only four flags on Thursday night at Marshal for a total of 18 yards.

**Back for More:** This fall head coach Jimmie Laycock returned four players who earned all-conference honors in 2004, which is one less than New Hampshire, Massachusetts and Hofstra for the most returning all-league performers from 2004. Leading the way for the Tribe is first team place kicker Greg Kuehn, who is one of eight offensive first teamers around the league back in 2005. Joining Kuehn for the Tribe are junior offensive guard Cody Morris (Second Team), senior defensive end Adam O'Connor (Second Team) and senior defensive back Stephen Cason (Second Team). The College had nine total all-league citations in 2004, which trailed only James Madison and New Hampshire, both with 10.

In fact, since 1993 when W&M joined the Yankee Conference, which later became the Atlantic 10, no school has had more all-conference selections than the Tribe's 117. For comparison's sake, only Delaware is in the same ballpark with 106 all-league award winners in that same span, while James Madison has had 89 and Massachusetts has had 79.

**No Flags on the Play:** One of the trademarks of Laycock's program over the years has been discipline, both off the field and on it, and the 2004 season was no different, as W&M once again was the least penalized team in the A10. In fact, despite playing 14 total games, the Tribe was penalized only 64 times last season, the lowest mark in the league. W&M's average of 39.2 penalty yards per game was the lowest in the conference, a full 10 yards fewer than the

**Play It Again, Sam:** William and Mary will play host to 2004 playoff opponents James Madison and Delaware on consecutive weekends (Nov. 5 and 12th) this season. The Dukes have never played back-to-back games in Williamsburg since the two starting meeting as conference opponents in 1993. In fact, one has to go back to the 1978-1979 seasons to find the last time JMU made consecutive appearances in Zable. The Blue Hens last played consecutive games in Zable over the 1986-87 seasons, when it faced the same scenario, as it made a playoff appearance in Williamsburg, then returned the next season for a regular season contest.

After W&M ran the table at Zable during the 2004 regular season, and won its first two playoff games at the friendly confines of Cary Field, the Dukes, with their memorable semifinal win, remain the last team to defeat the College in Zable. JMU's 24-17 win on 10/18/2003 was the last home loss for the Tribe, before the College ripped off nine-straight victories leading up to last season's semifinal.

**Light It Up:** Speaking of the Nov. 5 contest with James Madison, the W&M Athletics Department officially released on Tuesday that the game will start at 7 p.m. Construction on permanent lights at Zable Stadium is expected to begin soon, and the Nov. 5 game will be the first-ever regular season night game played at Zable Stadium.



**A10 PREDICTED ORDER OF FINISH**

NORTHERN	SOUTHERN
1. Massachusetts (12)	1. James Madison (16)
New Hampshire (14)	2. Delaware (6)
3. Hofstra (4)	3. <b>William &amp; Mary</b> (6)
4. Maine	4. Villanova (2)
5. Northeastern	5. Richmond
6. Rhode Island	6. Towson

(first place votes)

**LAST WEEK'S RESULTS**

\*Massachusetts 19, Richmond 6  
**Marshall 36, William and Mary 24**  
Towson 29, Morgan State 26  
James Madison 56, Lock Haven 0  
New Hampshire 17, UC Davis 13  
Rhode Island 34, Fordham 20  
Georgia Southern 41, Northeastern 38 (OT)  
Nebraska 25, Maine 7

**LAST WEEK'S A10 PLAYERS OF THE WEEK**

OFFENSE: David Ball, UNH, WR  
DEFENSE: Brandon Smith, UMASS, DB  
SPECIAL TEAMS: Alex Broomfield, NU, KR/PR  
ROOKIE: Anthony Orio, NU, QB

**A10 IN THE NATIONAL POLLS - (SEPT. 5)**

Sports Network	ESPN/USA Today (Pre)
1. James Madison	1. James Madison
7. New Hampshire	8. New Hampshire
10. Delaware	9. William and Mary
11. William & Mary	10. Delaware
15. Massachusetts	16. Massachusetts
24. Hofstra	

**TOP 10 CAREER A-10 COACHING VICTORIES**

1. Bill Bowes (UNH, 1972-98)	97
2. "Tubby" Raymond (UD, 1966-01)	89
3. <b>Andy Talley (VU, 1985- )</b>	<b>81</b>
4. <b>Jimmie Laycock (W&amp;M, 1993- )</b>	<b>65</b>
5. Jim Reid (UMass, 1986-91, UR, 95-03)	61
6. <b>Jack Cosgrove (UM, 1993- )</b>	<b>43</b>
7. Tom Jackson (UC, 1983-93)	42
8. Hal Westerman (UM, 1951-66)	41
Vic Fusia (UMass, 1961-70)	41
10. Bob Griffin (URI, 1976-92)	37

Active Coaches in Bold

**ALL-TIME CONFERENCE STANDINGS**

Team	Conf. Record	Pct.
Delaware	108-45-0	.706
<b>William &amp; Mary</b>	<b>65-33-0</b>	<b>.663</b>
Massachusetts	202-118-4	.630
Villanova	81-58-0	.583
<i>Connecticut</i>	<i>158-115-10</i>	<i>.576</i>
James Madison	51-48-0	.515
New Hampshire	163-161-10	.503
Hofstra	16-19-0	.457
<i>Boston U.</i>	<i>143-177-7</i>	<i>.448</i>
Maine	146-182-7	.446
Northeastern	40-59-0	.404
Richmond	60-94-0	.390
Rhode Island	118-214-7	.358
<i>Vermont</i>	<i>27-63-2</i>	<i>.304</i>
Towson	0-8-0	.000

Former members in italics

**THE LAST MEETING**

**William and Mary 42, VMI 6**

WILLIAMSBURG (9/25/04) - All-American candidate Lang Campbell threw for 137 yards and a pair of touchdowns in the first half to surpass the 3,000-yard mark for his career, as W&M used four second-quarter touchdowns and another outstanding defensive effort to knock off state-rival VMI, 42-6, in front of 8,101 fans at Zable Stadium.

Playing on his 23rd birthday, Campbell went over the 3,000-yard plateau in the first quarter and went on to complete 11-of-15 passes for 160 yards to move into ninth place (3,136) on the College's career passing yardage list. With two TD passes, Campbell also moved into eighth place (28) on the career list at W&M.

The Tribe defense forced four turnovers for the second time this season (UNC) and held the Keydets to 197 total yards, the first time a W&M defense surrendered fewer than 200 total yards since a season-opening win at UMass in 2001 (146). Dating back to a 9-7 win at UNH on Sept. 18, W&M has not allowed a touchdown for over seven consecutive quarters, a feat that has not been accomplished since 1995.

Sophomore linebacker Ryan Nickell recorded interceptions on consecutive VMI offensive plays from scrimmage, while all-conference linebacker Travis McLaurin and Chris Ndubueze each had six tackles and defensive end Adam O'Connor recorded five stops, a sack and three quarterback hurries.

Senior tailback Jon Smith led the Tribe ground game with 52 yards and two TDs, as he inched closer to 2,000 rushing yards for his career (1,899).

	1	2	3	4	Final
VMI	0	6	0	0	6
William & Mary	0	28	7	7	42

**Scoring Summary**

Qtr	Team	Score	Time
2nd	W&M	Smith 2 run (Kuehn kick)	14:56
	W&M	Brooks 6 run (Kuehn kick)	12:42
	VMI	FG Way 28	7:35
	W&M	Thompson 13 pass from Campbell (Kuehn kick)	3:58
	W&M	Nicholas 27 pass from Campbell (Kuehn kick)	2:52
	VMI	FG Way 39	0:42
3rd	W&M	Smith 1 run (Kuehn kick)	9:23
4th	W&M	Taylor 4 pass from Potts (Kuehn kick)	6:20



*Jon Smith ('04) escapes a VMI tackler in W&M's 42-6 victory last season. Smith ran for two TDs in the contest..*

## MEDIA CENTER

### WILLIAM AND MARY ON THE RADIO

Stretching over 150 miles across Virginia, the William and Mary radio network is the gateway to all of the Tribe's football action over the air. Veteran broadcast team Jay Colley (play-by-play) and Bob Sheeran (color) will once again relay the excitement of Tribe football over the airways on Saturdays. In addition to your local stations, all Tribe football and men's basketball games can be heard via the W&M athletics web site, [www.TribeAthletics.com](http://www.TribeAthletics.com).

#### W&M Radio Network Affiliates

WMBG	740 AM	Williamsburg
WSRV	92.3 FM	Williamsburg
WBRG	1050 AM	Lynchburg
WTOX	1480 AM	Richmond

You can also catch head coach Jimmye Laycock each Tuesday morning from 7:40 a.m. to 8:00 a.m. on Mornings with Big Al on Richmond's WXGI ESPN 950 AM.

### A-10 COACHES CONFERENCE CALL

Every Monday, the A-10 will conduct a teleconference from 10 a.m.-12:10 p.m. (eastern time) with each of its head football coaches. Each coach will have a ten-minute slot to discuss his team and answer questions from the media. Members of the media are strongly encouraged to participate. For the access number, call Pete Clawson (757) 221-3369. Below is the schedule:

10:00	Atlantic 10 Update
10:10	Dave Clawson, Richmond
<b>10:20</b>	<b>Jimmye Laycock, W&amp;M</b>
10:30	Andy Talley, Villanova
10:40	Rocky Hager, Northeastern
10:50	Mickey Matthews, JMU
11:00	Jack Cosgrove, Maine
11:10	Don Brown, Massachusetts
11:20	Tim Stowers, Rhode Island
11:30	K.C. Keeler, Delaware
11:40	Sean McDonnell, UNH
11:50	Joe Gardi, Hofstra
12:00	Gordy Combs, Towson

### W&M WEEKLY PRESS CONFERENCE

A press conference with head coach Jimmye Laycock will be held Tuesday's prior to a Saturday game at noon at the Hospitality House in Williamsburg. Interviews with players will follow the luncheon. Please confirm your attendance with Pete Clawson at least 24 hours in advance at (757) 221-3369 or [pmclaw@wm.edu](mailto:pmclaw@wm.edu).

### A-10 PRESS BOX PHONE NUMBERS

Delaware	302-831-6199/302-831-2186
Hofstra	516-463-5247
James Madison	540-568-6521
Maine	207-581-1049
Massachusetts	413-545-3550
New Hampshire	603-862-2585
Northeastern	617-566-5956
Rhode Island	401-874-4616
Richmond	804-355-6110
Towson	410-704-3102
Villanova	610-519-5290
William & Mary	757-221-3414

## TEAM OFFENSIVE NOTES

**Did You Know?:** William and Mary has not had a running back record back-to-back 100-yard afternoons since the ninth and 10th games of the 2003 season, when then-freshman tailback Delmus Coley sprinted to 100-plus outings vs. Hofstra and New Hampshire, respectively. Coley is also the last Tribe player to record 20+ carries on consecutive weeks, as well (same two games).

William and Mary had only two individual 100-yard rushing performances during the entire 2004 season, as Jon Smith gained 113 yards at Towson, while Brooks went for 120 vs. Hampton in the first round of the NCAA Playoffs.

**Notable Firsts:** The following are some interesting firsts that took place in the Tribe's season opener at Marshall:

- Sophomore QB Mike Potts made his first collegiate start.
- Redshirt freshman WR Joe Marianacci made his first career catch (nine-yard reception in the third quarter)
- True freshmen D.J. McAulay (WR) and Mike Pigram (LB) saw action making them the first true freshman to see game action for the College since current all-conference guard Cody Morris played in the first game of the 2003 season (at Western Michigan).
- Redshirt freshman Josh Rutter (linebacker) and Marianacci (WR) each made starts in their first game of collegiate action. The last Tribe player to start in the first game he played was current corner Richard Riley, opened the 2003 season as the first-team corner vs. Western Michigan.
- Redshirt freshman safety Kevin Allen recorded the first interception of his career in the second quarter. The turnover led to a Tribe touchdown.
- Sophomore tailback Tony Viola scored his first collegiate touchdown on his first collegiate reception. His catch put the Tribe up by a point midway through the third quarter (24-23). Fullback Matt Otey and wide receiver John Taylor each accomplished the feat last season.
- Sophomore punter Blair Pritchard did a solid job in his first action as a punter, averaging 40.0 yds/att on his four efforts at Marshall. Junior Corey Davis also attempted his first two career punts and averaged 32.0.

**Holding Their Own:** In the last 12 games against I-A opponents, W&M has posted some impressive offensive numbers, including Thursday night's contest at Marshall. W&M gained 174 yards on the ground against the Herd, but wound up with a net of 155. Leading the way was junior tailback Elijah Brooks, who ran for a career-high 149 yards on 28 attempts. The Tribe also gained 204 yards through the air, led by sophomore Mike Potts who tossed for 164 yards and two scores on 16-of-30 passing. Figuring in the numbers from Marshall, the Tribe has averaged 306.4 yards per game against I-A opponents, including 215.1 yards a game through the air, and



*Sophomore running back Tony Viola scores his first career TD Thursday at Marshall on an 18-yard pass from Mike Potts.*

20.2 points per outing. Here is look at some of W&M's top performances against I-A opponents in the last 12 games:

Rush. Yds	Opponent	Year
180	East Carolina	2001
158	W. Michigan	2003
158	Temple	1998
<b>155</b>	<b>Marshall</b>	<b>2005</b>

Pass. Yds	Opponent	Year
322	North Carolina	2004
318	Central Florida	1996
292	East Carolina	2001
284	N.C. State	1999

Total Off.	Opponent	Year
472	East Carolina	2001
442	North Carolina	2004
418	Central Florida	1996
402	Temple	1998

**A Tradition of Quarterbacks:** Longevity isn't the only measure of success for the Tribe's QBs, as since joining the Atlantic 10 Football conference in 1993, a William and Mary quarterback has earned some variety of all-conference honor in nine of the 12 seasons, including each the last seven-straight campaigns.

Going hand-in-hand with the postseason honors is the fact that in seven of the 12 seasons in league play, a Tribe QB has turned in the conference's top QB efficiency rating.

## TEAM DEFENSIVE NOTES

**Stepping Up:** Although the result was another painful loss to a Division I-A opponent on Thursday at Marshall, the Tribe faithful certainly witnessed an improved defensive operation, compared to the 2004 season-opener at North Carolina. Perhaps the most telling sign came on third-down situations, where the Herd converted just three of 11 third-down chances. In 2004, UNC gained a new set of downs on 10 of its 12 third-down chances.

In the second half, the Tribe defense al-

lowed only one Marshall offensive touchdown and 110 total offensive yards. In fact, in the third quarter alone, the Tribe yielded just eight total yards of offense, as W&M rallied from a 23-10 halftime deficit to take a 24-23 lead. The Herd had two possessions in the third quarter, one ending with a punt after a three-and-out, the other ending when senior defensive end Jonas Watson forced a fumble that was recovered by junior linebacker Ryan Nickell.

Another big improvement came in the Tribe's rush defense, as W&M allowed 103 total rushing yards at Marshall, an average of 3.4 yards per attempt, compared to 341 total rushing yards for the Tar Heels last season, an average of 7.6 yards per attempt. Here is a closer look at the defensive numbers against the Tribe's last two I-A opponents:

Marshall ('05)	Category	UNC ('04)
4	Offensive TDs	7
416	Total Offense	575
103	Rush Yards	341
313	Pass Yards	234
3-11	Third Down Conversions	10-12
2	Turnovers	4
4	Punts	2
5.9	Average Gain/play	8.3
3.4	Average Gain/rush	7.6

**Take it Away:** Another positive for the defense to take away from Thursday's loss at Marshall was the two turnovers the Tribe caused. Redshirt freshman safety Kevin Allen stepped in front of a pass in the second quarter and recorded his first career interception. The turnover gave W&M possession at the Herd 27-yard line and led to Matt Otey's fumble recovery in the end zone for a touchdown, which knotted the score at 10-10.

The Tribe's second forced turnover came in the third quarter, when senior defensive end Jonas Watson hit MU quarterback Bernie Morris behind the line of scrimmage, jarring the ball loose and into the hands of junior linebacker Ryan Nickell. Watson was credited with



Redshirt freshman linebacker Josh Rutter recorded 16 total tackles Thursday night at Marshall in his first-career start.

a sack on the play as well.

**Getting Fresh:** In addition to Rutter, three other redshirt freshmen and one true freshman saw the field for the first time on Thursday at Marshall, while a Tribe veteran, junior defensive lineman Brian Neely, assumed his new role on the defensive side for the first time.

The other two redshirt freshmen to see action were cornerback Derek Cox and safety Kevin Allen. Cox recorded a solo tackle, while Allen, as mentioned, registered the first interception of his career and added an assisted tackle.

True freshman linebacker Michael Pigram, an all-state selection at Hopewell High School last fall, saw snaps on Thursday as well and was credited with three total tackles.

Neely asserted his role in the defensive tackle rotation and was a key player in the Tribe's success in stopping the Marshall running attack (103 yards), as he recorded a pair of tackles.

### INDIVIDUAL OFFENSIVE NOTES

**Brooks A Baller:** One of the first buzzes out of the College's preseason drills was the improved speed and quickness of junior tailback Elijah Brooks.

The one-time Kent State transfer made a positive impact on the team's successes in 2004 by contributing 661 rushing yards and an additional 211 receiving (on 26 catches) in his first season on campus.

But, if the early returns are any indication, the 5-9, 210-pounder out of Maryland's DeMatha High has only given a glimpse what's to come. After spending the off-season rehabbing a knee injury that had nagged at his effectiveness in 2004, Brooks came out at Marshall and ran with authority, slashing the Herd for 149 yards on a bruising 28 totes (an average of 5.3 yds/att). While the majority of his damage was done between the tackles, Brooks did find success bouncing plays to the outside and showed a good burst to find the edge of Marshall defense. Split equally between the first and second halves, Brooks remained strong the entire 60 minutes, as he carried 14 times before the break for 71 yards and came out after the intermission and ran for 79 yards on his final 14 rushes.

The following are some notes on Brooks' opening day performance:

- His 28 carries are the most for a Tribe back in a single game since Jon Smith hauled the ball 32 times vs. New Hampshire in 2002. For comparison's sake, the College's heaviest workload for a back last season was Smith's 23 rushes in the ankle deep mud at New Hampshire (for 63 yards).
- His 149 rushing yards were the most for a W&M back since Smith gained 198 vs. UNH in 2002.
- His 149 rushing yards are the most for a Tribe back in a season opener since Robert Green gained 180 vs. the Citadel in 1990.
- His 149 rushing yards are the most for a Tribe back vs. an I-A opponent since Rob Green went for 181 yards (on 25 carries) vs. Navy in 1991.



Junior tailback Elijah Brooks runs over a Marshall defender Thursday night en route to a career-high 149 rushing yards.

- By grabbing three passes for 27 yards, including a 19-yard TD reception, Brooks has now caught at least one pass in every regular season game he has played at the College (12-straight). The only career game Brooks has not recorded a reception in was the Tribe's national semi-final contest vs. JMU.

- Brooks established career highs for rushing yards (149), total yards (176), carries (28) and caught his first TD pass.

**Moving Company:** One of the team's off-season focuses was on improving the running game. Outstanding William and Mary Offensive Line Coach Bob Solderitch and the staff challenged the front, which featured four returning veterans, to be more physical and effective in its run blocking. It certainly appears as if the men in the trenches responded to the task, as the College's offensive front was dominant at times vs. I-A Marshall. Even with the loss of two-year starter, senior guard Ryan Lumm, on the first play of the second half, the Tribe still powered out 155 rushing yards (on 37 total attempts) and produced 359 total yards.

Senior center and team quad-captain Pat Mulloy led the charges, as he could be spotted leveling defenders both at the line of scrimmage and down field. One defining two-play example came in the first series of the second half, as he hustled down field on a swing pass to WR Josh Lustig and de-cleated a defensive back which opened an alley for a 12-yard gain. The next snap saw Mulloy completely level a Herd linebacker with a peel back block on a broken reverse attempt, preventing a double-digit loss in yards for the College.

Despite never having earned all-conference recognition, Mulloy has played at an elite level in each of the last three seasons and brings more than four-years of starting experience to his position. He enters the year completely healthy and should be a strong candidate for post-season honors in 2005.

**Emergency Service:** When left guard Ryan



**SPORTS NETWORK I-AA TOP 25  
SEPTEMBER 5, 2005**

Team (First Place Votes)	2005 Record	PR
1. James Madison (75)	1-0	1
2. Furman (19)	1-0	2
3. Montana (6)	1-0	3
4. Southern Illinois (3)	1-0	5
5. Georgia Southern	1-0	6
6. Eastern Washington (1)	0-1	4
7. New Hampshire	1-0	7
8. Western Kentucky	1-0	8
9. Northwestern State	1-0	11
10. Delaware	0-0	10
<b>11. William and Mary</b>	<b>0-1</b>	<b>9</b>
12. Northern Iowa	1-0	12
13. Hampton	1-0	13
14. Lehigh	1-0	14
15. Massachusetts	1-0	15
16. Montana State	0-1	18
17. Sam Houston State	1-0	16
18. Harvard (1)	0-0	19
19. Cal Poly	0-1	17
20. North Dakota State	1-0	22
21. Jacksonville State	0-1	20
22. Wofford	1-0	21
23. Texas State	1-0	23
24. Hofstra	0-0	24
25. Appalachian State	1-0	NR

**ESPN/USA TODAY I-AA TOP 25  
PRESEASON POLL**

Team (First Place Votes)	2004 Record	PR
1. James Madison (24)	13-2	1
2. Furman (3)	10-3	5
3. Montana (5)	12-3	2
4. Eastern Washington (6)	9-4	7
5. Southern Illinois (1)	10-2	9
6. Georgia Southern	9-3	10
7. Western Kentucky	9-3	11
8. New Hampshire	10-3	6
9. William and Mary	11-3	3
10. Delaware	9-4	8
11. Northwestern State	8-4	17
12. Northern Iowa	7-4	25
13. Hampton	10-2	12
14. Lehigh	9-3	14
15. Sam Houston State	11-3	4
16. Massachusetts	6-5	NR
17. Cal Poly	9-2	15
18. Montana State	6-5	NR
19. Wofford	8-3	18
20. Harvard	10-0	13
21. Jacksonville State	9-2	16
22. North Dakota State	8-3	23
23. Grambling	6-5	NR
24. South Carolina State	9-2	22
25. Alabama State	10-2	20

**W&M IN THE RANKINGS IN 2005**

Week	Sports Network	ESPN-USA Today
Pre.	9	9
Sept. 5	11	--
Sept. 12		
Sept. 19		
Sept. 26		
Oct. 3		
Oct. 10		
Oct. 17		
Oct. 24		
Oct. 31		
Nov. 7		
Nov. 14		
Nov. 21		
Final		

Lumm suffered a broken leg on the first play of the second half, senior Matt Ridjaneck came off the bench and made a seamless transition from the reserve ranks to first-team performer. The Tribe's o-line didn't miss a beat and proceeded to power consecutive scoring drives of 80- and 62-yards.

Lumm's injury most likely spells the end of his playing career, but it does provide Ridjaneck, his close friend, the first opportunity to start at William and Mary. The 6-4, 285-pound product of Monaca, PA participated on 81 offensive snaps last season and has been one of the hardest workers in the team's off-season training regime.

**Did You Know?:** The College has not had an offensive lineman miss a start since center Pat Mulloy injured his ankle in preseason camp prior to the 2003 season. He missed the first three games of that season and then started the last seven. William and Mary had gone 21-straight games without an offensive lineman missing a start.

**Under Center:** Sophomore Mike Potts had a solid outing in his first career start for the College, but it was not without its bumps and bruises. The 6-4, 224 native of Middletown, DE had a difficult first half, completing just four of his 11 attempts for 42 yards. Also included in this half was a sprained ankle that forced him to miss the final two series before the break. But Potts shook off both the injury and the slow start to come out and lead a pair of crisp scoring drives to start the third quarter. Over the course of the two series, the Tribe offense and the hard running of Brooks had the Herd completely on its heels. Potts took advantage of the opportunity by hitting on nine of his 12 attempts for 92 yards. Included in this total were touchdown passes of 19- and 18-yards, respectively.

Potts ended the game with 164 passing yards, hitting on 16 of his 30 passing attempts. He offset his one interception of the afternoon with the two touchdown passes.

As expected, redshirt freshman Jake Phillips also saw his first collegiate game action. He turned a potential sack into a 22-yard connection with tight end Adam Bratton on his first snap from scrimmage and eventually helped move the team to the Marshall 32-yard line. Unfortunately, this drive was stalled when the Tribe fumbled at the MU 25-yard line. Phillips ended his afternoon with two completions in five attempts for 40 yards.

**Good Ending:** Senior tight end Adam Bratton got his season off to a strong start at Marshall by pulling down three spirals for a team-high 64 yards. His evening included plays of 34, 22 and 12 yards.

This continued what has been something of a hot-streak for the native of Williamsport, PA, as he ended last season recording catches in the last seven consecutive games. In this season ending spurt, Bratton gained 196 yards on 14 grabs and scored four TDs.

Bratton and fellow end, junior Matt Trinkle, were sure-handed targets who did an excellent job of finding room underneath the Herd



*Senior guard Matt Ridjaneck came on for injured starter Ryan Lumm in the second half. The offensive line paved the way for Brooks' career night.*

coverages. Trinkle matched Bratton's catch total, ending the game with three catches for 12 yards.

**Familiar Face:** With standout sophomore Joe Nicholas forced to miss the game with an internal injury, senior team quad-captain Josh Lustig was the only receiver on the roster who had started a collegiate game. Past Lustig, who missed all but two games of last season with an ankle injury, the only other Tribe wide out who had played a snap of college football was sure-handed junior John Taylor. Two redshirt freshman in Joe Marianacci and Elliott Mack and true freshman D.J. McAulay rounded out the five-man receiving rotation for the College.

Lustig ended the game with a team-high four catches for 44 yards and also contributed 49 yards on two kick returns.

**Hard to Do:** William and Mary sophomore fullback Matt Otey ended the game with no carries, catches, rushes, returns or total yards of any variety, yet managed to record a touchdown. With the Tribe facing a first a goal from the Marshall four-yard line, QB Mike Potts set to scrambling around the right end and was heading for the end zone when he was dealt a severe blow by a Herd defensive back just shy of the goal line. The hit knocked the football loose and it rolled into the end zone, where a hustling and alert Otey covered it to record the Tribe's first TD of the season.

**Early Returns:** Based on Thursday's season-opener at Marshall, the Tribe will have two big-play threats returning kickoffs this season. Senior wide receiver Josh Lustig is back in action after missing the final 12 games of the 2004 season with a leg injury and will handle the return duties alongside senior corner Stephen Cason. Lustig, who returned six kicks for a total of 135 yards (22.5 avg) in last year's opener at UNC, tallied 49 yards on two returns at Marshall with most of the damage coming on a 35-yard return in the second quarter. Cason returned

two kicks against the Herd as well, totalling 51 yards, including a long of 28. After the first weekend of the season, Cason's average of 25.5 yards per kickoff return ranks fifth in the Atlantic 10, while Lustig is next in sixth (24.5).

### INDIVIDUAL DEFENSIVE NOTES

**A Tall Order:** Undoubtedly, the main focus of opposing offensive line coaches this season will be to slow down All-American defensive end Adam O'Connor. Standing at 6-8, he will at the very least be the first Tribe defender noticed when the huddle breaks.

He is off to a good start in 2005, having recorded three total tackles and a pair of quarterback hurries in the season-opener against Marshall.

In 2004, O'Connor gained Third Team All-America honors from the *Associated Press* after racking up eight sacks, the second-best total in the Atlantic 10. A preseason all-league pick, the Greensboro, N.C. native finished the 2004 campaign with 53 total tackles, 15.5 TFLs, which ranked fifth in the A10, nine quarterback hurries, two pass breakups, a forced fumble and a fumble recovery. His eight sacks are the most by a Tribe player since Luke Cullinane pulled down a school-record 12 quarterbacks in 1996.

O'Connor was also named the Atlantic 10 Defensive Player of the Week on Nov. 7, for his efforts in the Tribe's crucial 37-29 victory over Villanova. O'Connor wreaked havoc in the Wildcats' backfield all afternoon, as he recorded three sacks in the contest, which was just a half-sack short of a W&M single-game record. The single-game record for sacks stands at 3.5, set by Cullinane in 1996, coincidentally against Villanova. O'Connor had five total tackles, all solo, and added another quarterback hurry against the Wildcats.

**Dynamite Debut:** In his first career start Thursday night, redshirt freshman linebacker Josh Rutter had an impressive debut, recording a game-high 16 total tackles. Four of Rutter's stops were solos. Rutter was also named the coaching staff's special teams player of the week for his work on kick coverage, which included four total tackles.

**Good Debut x Two:** Along with Rutter, redshirt freshman safety Kevin Allen made his collegiate debut Thursday at Marshall and wasted no time getting his name in the box score.


Already leading 10-3 midway through the second quarter, the Herd intercepted a Tribe pass in the end zone for a touchdown, halting a six-play, 25-yard drive, which could have tied the game. On the second play of Marshall's ensuing possession, Allen dove in front of Herd quarterback Bernie Morris' pass to the left side at the MU 27-yard line and recorded his first career interception and the first forced turnover of the season for the Tribe defense.

W&M marched 27 yards on six plays on the resulting possession and knotted the score, 10-10, when Matt Otey recovered a fumble in the end zone.

Allen, who primarily played as part of the Tribe's nickel package, also recorded a tackle in the contest.

**Back at it:** Senior defensive end Jonas Watson had a big hand in the Tribe's defensive effort Thursday at Marshall. On a second-and-11 in the third quarter, Watson chased down Herd quarterback Bernie Morris from behind and forced a fumble that was recovered by Ryan Nickell at the Marshall 34-yard line. The hit occurred behind the line of scrimmage, so Watson was also credited with a sack and TFL, the unit's first of the season. For Watson, it was picking up right where he left off the 2004 season, when he registered 6.5 sacks which stood as the seventh-best total in the A10. Watson totalled 9.5 TLFs on the campaign, the third-best tally on the team, recovered a fumble and added four quarterback hurries.

**Trial by fire:** Over the last three seasons, the Tribe's punting duties were solidified by all-conference standout Mike Mesi ('04), but with the graduation of Mesi in the spring, the battle for the starting nod at punter has continued into the regular season. Junior Corey Davis, a converted wide receiver, and classmate Blair Pritchard are competing for the job. Davis handled the Tribe's first two punts Thursday at Marshall, averaging 32.0 yards per kick with a long of 38. Pritchard came on and took the Tribe's final four punts of the evening and averaged 40.0 yards per punt with a long of 46 yards. Pritchard also dropped one kick inside the Herd 20-yard line.



*Junior corner Richard Riley was named the coaching staff's defensive player of the week for the Marshall game for his outstanding coverage in the secondary.*



# IN THE SPOTLIGHT: PAT MULLOY, SR., OL

**Where were you born?:** Amityville, NY (Long Island)

**Did you hear any stories about the house involved with the Amityville Horror?:** I grew up being told the stories were true. The actual house was just a block away from ours.

**What brought you to W&M?:** A bunch of my cousins went here and the school has a great combination of academics and athletics.

**Favorite modern invention?:** Television

**Favorite musical group:** Breaking Benjamin

**What is the last book you've read?:** Phil Hellmuth's book on poker

**Favorite movie of the summer:** Batman Begins

**Favorite restaurant in Williamsburg:** Paul's Deli

**Favorite food:** Surf and turf

**Favorite summer job:** Working promotions at summer concerts

**Worst summer job:** Brick laying in the summer heat ... I had a great boss, but the work was very hard and hot.

**What is the job you are least likely to take?:** Politics

**What is the job you'd most like to get?:** F.B.I.

**Who was your favorite sports athlete when you were young?:** Darryl Strawberry

**Favorite sport to watch other than football?:** Poker, if that is a sport

**What is your next best sport to play, other than football?:** Baseball

**Who lightens the mood in the locker room the easiest?:** Elijah Brooks

**Who eats the most among the lineman?:** Brad Stewart

**Who is the best dancer amongst the lineman?:** Definitely Mike Grenz

**Which teammate could have played another sport in college?:** Brad Stewart, shot put

**Hardest class you've taken at W&M:** Art History

**Favorite class:** Abnormal Psychology

**What is your favorite part of being a player at W&M?:** Unity of the team

**What is the hardest?:** Time commitment

**Does the offensive line have a pre-game ritual?:** The starting o-line gets its own table at the pre-game meal.

**Do you have a pre-test ritual?:** Scrambling through the notes one last time

**What is your preferred writing implement on essay tests?:** Pen

**Which teammate will have the most interesting job 10 years from today?:** Mike Grenz, he will be working with the environment in some way.

**If you could play any other position, what would it be?:** Running back, because I would know where all the holes are.

**Favorite recreational sport:** Golf ... I used to ski, but I don't think my body could take it anymore.

**What is your best skill, outside of football?:** I am a good handyman

**What was the last thing you made from scratch?:** My poker table

**Which player is the toughest practice player you've faced?:** Chad Richards ('02), a former all-conference defensive tackle

## THE TRIBE IN 2005

Overall: 0-1  
 At home: ..... 0-0  
 Away: ..... 0-1  
 On grass: ..... 0-0  
 On turf: ..... 0-1

A-10 overall: ..... 0-0  
 A-10 home: ..... 0-0  
 A-10 road: ..... 0-0

By Month:  
 September: ..... 0-1  
 October: ..... 0-0  
 November: ..... 0-0  
 December: ..... 0-0

When scoring first ..... 0-0  
 When opponent scores first ..... 0-1  
 When scoring 20+ points ..... 0-1  
 When scoring less than 20 points ..... 0-0  
 When leading at half ..... 0-0  
 When trailing at half ..... 0-1  
 When tied at half ..... 0-0  
 When leading after 3 qtrs ..... 0-0  
 When trailing after 3 qtrs ..... 0-1  
 When tied after 3 qtrs ..... 0-0  
 When out-passing opponent ..... 0-0  
 When out-rushing opponent ..... 0-1  
 When out-gaining opp. (total off.) ..... 0-0  
 When out-gained by opp ..... 0-1  
 With 35+ passing attempts ..... 0-1  
 With less than 35 passing attempts ..... 0-0  
 With 30+ rushing attempts ..... 0-1  
 With less than 30 rush attempts ..... 0-0  
 When leading TOP ..... 0-1  
 When trailing TOP ..... 0-0  
 With an individual 100-yd rusher ..... 0-1  
 With an individual 200-yd passer ..... 0-0  
 With an individual 100-yd receiver ..... 0-0  
 With opponent 100-yd rusher ..... 0-0  
 With opponent 200-yd passer ..... 0-1  
 With opponent 100-yd receiver ..... 0-1  
 When leading turnover ratio ..... 0-0  
 When trailing turnover ratio ..... 0-1



*Senior center Pat Mulloy is an all-conference candidate and the anchor of an offensive line that led the way for Elijah Brooks' career-high 149 rushing yards at Marshall Thursday night.*

# 2005 WILLIAM AND MARY ALPHABETICAL ROSTER

No.	Name	Cl.	Pos.	Ht.	Wt.	High School	Hometown
41	Alexander, Sheldon	Fr.	WR	6-1	200	Woodberry Forest	Gordonsville, VA
36	Allen, Kevin	RF	DB	6-2	195	Highland Springs	Richmond, VA
16	Archer, R.J.	Fr.	QB	6-2	198	Albemarle	Earlysville, VA
86	Atchison, Andrew	So.	TE	6-7	235	Albemarle	Charlottesville, VA
64	Bowles, Jason	So.	DL	6-1	228	Phoebus	Hampton, VA
88	Boykin, Obie	RF	DB	6-3	190	Surry County	Williamsburg, VA
40	Bratton, Adam	Sr.	TE	6-4	250	Montoursville	Montoursville, PA
9	Brooks, Elijah	Jr.	RB	5-9	210	DeMatha	Largo, MD
6	Burrow, Brandon	So.	DB	5-11	180	Colonial Heights	Colonial Heights, VA
49	Bynum, Raphael	Fr.	FB/LB	5-9	230	North Stafford	Stafford, VA
31a	Canty, Major	Fr.	RB	5-11	205	Tennessee	Bristol, TN
22	Cason, Stephen	Sr.	DB	6-0	210	James River	Richmond, VA
67	Cochran, Brent	So.	OL	6-5	300	South Lakes	Reston, VA
32	Coley, Delmus	Jr.	RB	5-8	195	Floyd Kellam	Virginia Beach, VA
37	Cox, Derek	RF	DB	6-1	185	J.H. Rose	Winterville, NC
15	Davis, Corey	Jr.	P/WR	6-1	195	Deep Creek	Chesapeake, VA
45	Falbo, Graham	So.	FB	6-0	250	Westfield	Centreville, VA
60	Ferebee, Melvin	Fr.	DL	6-1	240	Hampton Roads Academy	Hampton, VA
73	Ferrante, John	Fr.	OL	6-6	305	Urbana	Frederick, MD
79	Grant, Michael	RF	OL	6-5	305	Notre Dame	Wrightstown, NJ
75	Grenz, Michael	Sr.	OL	6-3	285	Wayne Hills	Wayne, NJ
95	Griffin, Jr., Jerome	Sr.	DL	6-1	240	Crestwood	Sumter, SC
76	Haley, Michael	RF	OL	6-1	265	Great Bridge	Chesapeake, VA
43	Herbert, Cortenous	Fr.	DL	6-3	260	Northwest	Germantown, MD
53	Hiteshew, Luke	RF	OL	6-1	287	Mount St. Joseph	Baltimore, MD
28	Holmes, DeBrian	RF	RB	5-9	180	Woodside	Fort Eustis, VA
56a	Horvath, Ryan	So.	LB	6-1	220	Midlothian	Midlothian, VA
80	Houff, David	RF	WR	6-1	187	Blacksburg	Blacksburg, VA
78	Ilardo, Chris	Fr.	OL	6-3	280	St. Paul's School	Baltimore, MD
17	Jackson, Paris	So.	WR	6-2	200	Westfield	Centreville, VA
42	Johnson, Fred	Fr.	DB	6-1	190	St. Christopher's	Richmond, VA
92	Jones, Ryan	So.	DL	6-3	252	Blacksburg	Blacksburg, VA
51	Kelley, Tim	So.	OL	6-2	290	Watkins Memorial	Pataskala, OH
25	Kuehn, Greg	Sr.	PK	6-3	215	Potomac Falls	Potomac Falls, VA
7	Lanning, Brian	Fr.	WR	6-0	180	Frederick	Frederick, MD
99	Larkins, Josh	RF	DL	6-2	300	Toms River North	Toms River, NJ
38	Letcavage, Andrew	Fr.	LB	6-1	205	Mt. Carmel Area	Kulpmont, PA
72	Lissemore, Sean	Fr.	DL	6-4	245	Dumont	Dumont, NJ
63	Lumm, Ryan	Sr.	OL	6-3	280	Santa Margarita	Mission Viejo, CA
33	Lustig, Josh	Sr.	WR	5-9	175	Cathedral Prep	Erie, PA
2	Mack, Elliott	RF	WR	6-0	188	Delbarton	Irvington, NJ
3	Marianacci, Joe	RF	WR	6-0	186	Wyoming Area	West Pittston, PA
47	McAulay, D.J.	Fr.	WR	5-11	170	Westminster School	New Haven, CT
62	McCutcheon, Thomas	Fr.	OL	6-5	330	Deep Creek	Chesapeake, VA
52	McLaurin, Travis	Sr.	LB	5-11	240	Thomas McKean	Wilmington, DE
23	McLaurin, Trevor	Jr.	RB	5-11	230	Thomas McKean	Wilmington, DE
54	McMurrer, Peter	Fr.	LB	5-11	220	Centreville	Clifton, VA
21	Miller, James	Sr.	DB	6-1	200	Lake Taylor	Norfolk, VA
87	Mitchell, Trey	RF	PK	5-10	165	Radford	Radford, VA
19	Molenaar, Brett	Fr.	QB	6-4	208	Coast Union	Cambria, CA
61	Moore, Christopher	Fr.	OL	6-1	260	Amherst County	Madison Heights, VA
68	Morris, Cody	Jr.	OL	6-4	285	Hazelton Area	Jeansville, PA
4	Muldrow, Leonard	Jr.	DB	5-9	180	Ocean Lakes	Virginia Beach, VA
59	Mulloy, Patrick	Sr.	OL	6-4	315	Salesianum	West Chester, PA
82	Muro, Evan	RF	TE	6-6	246	Warwick	Newport News, VA

<b>No.</b>	<b>Name</b>	<b>Cl.</b>	<b>Pos.</b>	<b>Ht.</b>	<b>Wt.</b>	<b>High School</b>	<b>Hometown</b>
56	Muse, C.J.	Fr.	OL	6-4	310	Lexington	Lexington, SC
57	Neely, Brian	Jr.	DL	6-4	298	Lee Davis	Mechanicsville, VA
27	Nicholas, Joe	So.	WR	6-3	211	Hazleton Area	Sugarloaf, PA
55	Nickell, Ryan	Jr.	LB	6-2	210	Tabb	Yorktown, VA
30	Nickerson, Matt	Fr.	RB	5-9	176	Woodson	Fairfax Station, VA
90	O'Brien, Eric	RF	DL	6-1	268	Delone Catholic	Abbottstown, PA
97	O'Connor, Adam	Sr.	DL	6-8	275	Ragsdale	Greensboro, NC
39	O'Neill, T.J.	So.	LB	6-1	238	Tabor Academy	Duxbury, MA
46	Otey, Matt	So.	FB	5-11	230	Hershey	Hershey, PA
13	Page, David	So.	DB	5-9	180	Cardinal Mooney	Sarasota, FL
26	Parrott, LeVince	Jr.	FB	5-10	225	Lafayette	Williamsburg, VA
84	Pate, Brian	Fr.	K/P	5-10	160	Massaponax	Fredericksburg, VA
58	Pendleton, Larry	Sr.	DL	6-3	285	Booker T. Washington	Norfolk, VA
81	Phillips, Brett	RF	WR	6-2	185	Seattle Prep	Seattle, WA
18	Phillips, Jacob	RF	QB	6-3	208	Bath County	Warm Springs, VA
48	Pigram, Michael	Fr.	RB/LB	5-10	218	Hopewell	Hopewell, VA
10	Potts, Michael	So.	QB	6-4	224	Middletown	Middletown, DE
91	Pritchard, Blair	Jr.	K/P	5-11	230	Atlee	Mechanicsville, VA
74	Pugh, Brandon	So.	DL	6-2	261	Indian River	Chesapeake, VA
96	Pulley, Daniel	Fr.	DL	6-3	262	Atlantic Shores Christian	Chesapeake, VA
50	Reyher, Todd	RF	LB	6-0	214	Lafayette	Williamsburg, VA
65	Ridjaneck, Matt	Sr.	OL	6-4	275	Center	Monaca, PA
24	Riley, Richard	Jr.	DB	6-2	185	Gaithersburg	Gaithersburg, MD
89	Robertson, Eric	Fr.	WR	6-2	180	Albemarle	Barboursville, VA
44	Rutter, Josh	RF	LB	6-3	228	Francis Scott Key	Union Bridge, MD
70	Shafran, Jonathan	RF	OL	6-3	255	Langley	Great Falls, VA
35	Shaw, Jonathan	Sr.	DB	6-0	198	Lake Brantley	Altamonte Springs, FL
31	Slye, Cedric	Jr.	DB	5-10	183	St. John's	Washington, D.C.
71	Stewart, Brad	So.	OL	6-3	300	Bethel Park	Bethel Park, PA
29	Stout, Zachary	Jr.	DB	6-0	190	Lee Davis	Mechanicsville, VA
14	Taylor, Christian	Jr.	QB	6-5	205	Grafton	Yorktown, VA
11	Taylor, John	Jr.	WR	6-3	210	St. Albans	Washington, D.C.
66	Tracy, Adrian	Fr.	LB	6-4	230	Potomac Falls	Sterling, VA
85	Trinkle, Matt	Jr.	TE	6-5	260	Allentown C. Catholic	Whitehall, PA
83	Troester, Jordan	Jr.	TE	6-2	240	New Kent	Providence Forge, VA
69	Turner, William	So.	LB	6-1	240	Franklin County	Wirtz, VA
98	Varno, Rob	Fr.	DE	6-5	210	Hoggard	Wilmington, NC
5	Viola, Tony	So.	RB	6-1	217	Stonewall Jackson	Broadway, VA
93	Watson, Jonas	Sr.	DL	6-2	228	Bethel	Hampton, VA
34	Wheeler, Thad	Sr.	LB	6-1	216	Sequoyah	Canton, GA
8	Wheeling, Alan	Jr.	DB	5-9	180	Pulaski County	Dublin, VA
77	Williamson, Brian	Jr.	DL	6-3	281	Whiteville	Nakina, NC
94	Wright, Josh	Jr.	DL	6-3	246	Amherst County	Madison Heights, VA

# 2005 WILLIAM AND MARY NUMERICAL ROSTER

No.	Name	Pos.	No.	Name	Pos.
2	Mack, Elliott	WR	52	McLaurin, Travis	LB
3	Marianacci, Joe	WR	53	Hiteshew, Luke	OL
4	Muldrow, Leonard	DB	54	McMurrer, Peter	LB
5	Viola, Tony	RB	55	Nickell, Ryan	LB
6	Burrow, Brandon	DB	56	Muse, C.J.	OL
7	Lanning, Brian	WR	56a	Horvath, Ryan	LB
8	Wheeling, Alan	DB	57	Neely, Brian	OL
9	Brooks, Elijah	RB	58	Pendleton, Larry	DL
10	Potts, Michael	QB	59	Mulloy, Patrick	OL
11	Taylor, John	WR	60	Ferebee, Melvin	OL
13	Page, David	DB	61	Moore, Christopher	OL
14	Taylor, Christian	QB	62	McCutcheon, Thomas	OL
15	Davis, Corey	P/WR	63	Lumm, Ryan	OL
16	Archer, R.J.	QB	64	Bowles, Jason	DL
17	Jackson, Paris	WR	65	Ridjaneck, Matt	OL
18	Phillips, Jacob	QB	66	Tracy, Adrian	OL
19	Molenaar, Brett	QB	67	Cochran, Brent	OL
21	Miller, James	DB	68	Morris, Cody	OL
22	Cason, Stephen	DB	69	Turner, William	LB
23	McLaurin, Trevor	RB	70	Shafran, Jonathan	OL
24	Riley, Richard	DB	71	Stewart, Brad	OL
25	Kuehn, Greg	PK	72	Lissemore, Sean	OL
26	Parrott, LeVince	FB	73	Ferrante, John	OL
27	Nicholas, Joe	WR	74	Pugh, Brandon	DL
28	Holmes, DeBrian	RB	75	Grenz, Michael	OL
29	Stout, Zachary	DB	76	Haley, Michael	OL
30	Nickerson, Matt	RB	77	Williamson, Brian	DL
31	Slye, Cedric	DB	78	Ilardo, Chris	OL
31a	Canty, Major	RB	79	Grant, Michael	OL
32	Coley, Delmus	RB	80	Houff, David	WR
33	Lustig, Josh	WR	81	Phillips, Brett	WR
34	Wheeler, Thad	LB	82	Muro, Evan	TE
35	Shaw, Jonathan	DB	83	Troester, Jordan	TE
36	Allen, Kevin	DB	84	Pate, Brian	PK/P
37	Cox, Derek	DB	85	Trinkle, Matt	TE
38	Letcavage, Andrew	LB	86	Atchison, Andrew	TE
39	O'Neill, T.J.	LB	87	Mitchell, Trey	PK
40	Bratton, Adam	TE	88	Boykin, Obie	DB
41	Alexander, Sheldon	WR	89	Robertson, Eric	WR
42	Johnson, Fred	DB	90	O'Brien, Eric	DL
43	Herbert, Cortenous	DL	91	Pritchard, Blair	P/K
44	Rutter, Josh	LB	92	Jones, Ryan	DL
45	Falbo, Graham	FB	93	Watson, Jonas	DL
46	Otey, Matt	RB	94	Wright, Josh	DL
47	McAulay, D.J.	WR	95	Griffin, Jerome	DL
48	Pigram, Michael	RB/LB	96	Pulley, Daniel	DL
49	Bynum, Raphael	LB	97	O'Connor, Adam	DL
50	Reyher, Todd	LB	98	Varno, Rob	DE
51	Kelley, Tim	OL	99	Larkins, Josh	DL

## 2005 GAME-BY-GAME STARTERS

	Marshall	VMI	URI	Liberty	UNH	Northeastern	Towson	Villanova	JMU	Delaware	Richmond
QB	Potts										
TB	Brooks										
FB	Trinkle*										
WR	Lustig										
WR	Marianacci										
TE	Bratton										
LT	Grenz										
LG	Lumm										
C	Mulloy										
RG	Morris										
RT	Stewart										
DE	Wright										
DE	O'Connor										
DT	Pendleton										
DT	Williamson										
LB	Rutter										
LB	Wheeler										
LB	Nickell										
SS	Shaw										
FS	Miller										
CB	Cason										
CB	Wheeling										

\*Started with two tight ends and no FB.

# THE LAST TIME IT HAPPENED IN TRIBE FOOTBALL

## TEAM

Shut out an opponent .....	34-0, at VMI, 9/8/01
Was shut out.....	0-14, at Delaware, 11/1/97
Consecutive shutouts .....	at NU (32-0), at UNH (39-0), 1995
Scored 90+ points .....	95-0, vs. Bridgewater, 1931
Scored 80-89 points .....	81-0, vs. Bridgewater, 1930
Scored 70-79 points .....	77-0, vs. Bridgewater, 1932
Scored 60-69 points .....	62-31, vs. VMI, 9/14/02
Scored 50-59 points .....	59-21, vs. Richmond, 11/22/03
Consecutive 50+ games .....	at NU (53), vs. VU (51), 1993
Consecutive 40+ games.....	vs. Hampton (42), vs. UD (44), 2004
Passed for 400+ yards.....	426, vs. NU, 10/28/00
Passed for 300-399 yards.....	315, vs. JMU, 12/10/04
<b>Passed for 200-299 yards .....</b>	<b>204, vs. Marshall, 9/1/05</b>
Rushed for 400+ yards.....	433, vs. Villanova, 10/23/99
Rushed for 300-399 yards.....	353, at VMI, 10/23/99
Rushed for 200-299 yards.....	298, vs. Hampton, 11/27/04
Rushed/Passed for 200+ yards .....	vs. Hampton, 11/27/04 (298 rush, 294 pass)
Had 600+ yds of total offense.....	609, vs. VMI, 9/14/02
Had 500-599 yds of total offense.....	500, vs. UD, 12/4/04
Had two players rush for 100 yards .....	vs. URI, 10/7/95
Had two players with 100+ rec. yds .....	vs. NU, 10/2/04
Held opp. under 50 rush yards.....	49, vs. VMI, 9/25/04
Held opp. under 50 pass yards.....	44, vs. URI, 11/9/02
Held opp. under 100 yards total off.....	82, at Bucknell, 9/21/96
Allowed 600+ yards of total off.....	638, at WMU, 9/6/03
Allowed 500-599 yards total off .....	575, at UNC, 9/4/04
Was held under 50 rush yards.....	30, at UD, 10/23/04
Was held under 50 pass yards.....	30, vs. Boston, 9/19/92
Was held under 100 yards total offense.....	None post 1981
Blocked a punt .....	vs. URI, 10/16/04
Blocked a field goal .....	vs. UR, 40-yard att., 11/20/04
Returned a blocked punt for TD.....	at URI, 12 yds, 9/7/96
Had a punt blocked .....	at Delaware, 10/23/04
Had a blocked punt returned for TD .....	vs. Villanova, 11/11/00
Returned a punt for TD.....	at Richmond, 69 yds, 11/22/03
Returned a kickoff for TD .....	vs. Hampton, 92 yds, 11/27/04
Returned an INT for TD .....	vs. UD, 62 yds, 12/4/04
Returned a fumble for TD .....	at URI, 0 yds, 10/25/03
Had a punt returned for TD.....	vs. JMU, 70 yds, 10/18/03
Had a kickoff returned for TD.....	vs. HU, 93 yds, 11/27/04
Had an int. returned for TD .....	vs. JMU, 69 yds, 12/10/04
<b>Had a fumble returned for TD .....</b>	<b>vs. Marshall, 70 yds, 9/1/05</b>
Recorded a safety .....	vs. Villanova, 11/6/04
Surrendered a safety .....	at Northeastern, 9/20/03
Scored a defensive TD .....	vs. Delaware, 12/4/04
Scored a special teams TD.....	vs. Hampton, 11/27/04
Scored defensive and special teams TD.....	at UR, 11/21/03
Won in overtime .....	(2 OTs) 44-38 vs. Delaware, 12/4/04
Lost in overtime .....	31-34, at JMU, 11/16/02

**Bold happened last season.**  
**Bold Italic happened last game.**

## INDIVIDUAL

Passed for 400+ yds.....	426, D. Corley vs. NU, 10/28/00
Passed for 300-399 yds.....	315, L. Campbell, vs. JMU, 12/10/04
Passed for 200-299 yds.....	294, L. Campbell, vs. HU, 11/27/04
Passed for 6 TDs .....	S. Knight, vs. Maine, 11/6/93
Passed for 5 TDs .....	None
Passed for 4 TDs .....	L. Campbell, vs. Richmond, 11/20/04
Passed for 3 TDs .....	L. Campbell, vs. JMU, 12/10/04
<b>Passed for 2 TDs.....</b>	<b>M. Potts, at Marshall, 9/1/05</b>
Completed 30+ att.....	30, L. Campbell, vs. JMU, 12/10/04
Completed 20-29 att .....	23, L. Campbell, vs. HU, 11/27/04
QB pass/rush for 100 yds .....	D. Corley, at VU, 11/11/00 (247 pass, 107 rush)
QB had 2 pass / 2 rush TDs.....	L. Campbell, at UNC, 9/4/04 (2 pass, 2 rush)
QB had pass and rush TDs.....	L. Campbell, vs. JMU, 12/10/04 (3 pass, 1 rush)
Rushed for 200+ yds.....	201, A. Porch, at UConn, 10/18/97
Rushed for 150-199 yds.....	198, J. Smith, at UNH, 10/19/02
<b>Rushed for 100-149 yds .....</b>	<b>149, E. Brooks vs. Marshall, 9/1/05</b>
Two players rush for 100 yards .....	vs. URI, 10/7/95 (Troy Keen (158) and Derek Fitzgerald (140))
Two players with 100+ receiving yds .....	vs. NU, 10/2/04 Dominique Thompson (157) and Joe Nicholas (111)
Had 30+ carries .....	32, J. Smith, at UNH, 10/19/02
<b>Had 20-29 carries.....</b>	<b>28, E. Brooks, at Marshall, 9/1/05</b>
Rushed for 4 TDs.....	Blocker-Bodley, vs. VMI, 10/2/93
Rushed for 3 TDs.....	J. Smith, vs. Villanova, 11/6/04
Rushed for 2 TDs.....	J. Smith, vs. Delaware, 12/4/04
Had 200+ yds rec.....	244, D. Thompson, at UD, 10/23/04
Had 150-199 yds rec.....	185, D. Thompson, vs. UD, 12/4/04
Had 100-149 yds rec.....	119, J. Nicholas, vs. JMU, 12/10/04
Had 10+ receptions .....	11, J. Nicholas, vs. UD, 12/4/04
Had 4 TD receptions .....	D. Thompson, at UD, 10/23/04
Had 3 TD receptions .....	R. Musinski, at Delaware, 10/4/03
Had 2 TD receptions .....	J. Nicholas, vs. UD, 12/4/04
Ret. a KO for TD.....	D. Thompson, 92 yds, vs HU, 11/27/04
Ret. a punt for TD .....	M. Bobo, 69 yds, at UR, 11/21/03
Ret. a blocked punt for TD .....	S. McDermott, at URI, 9/7/96
Blocked a FG.....	B. Williamson, 39 att., vs. VU, 11/6/04
Blocked a punt .....	Cra. Patterson, vs. URI, 10/16/04
Ret. a fumble for TD .....	A. O'Connor, 0 yds, at URI, 10/25/03
Ret. an INT for TD .....	S. Cason, 62 yds, vs. UD, 12/4/04
Made 4 FGs .....	B. Sterba, vs. NU, 10/28/01
Made 3 FGs .....	G. Kuehn, at Liberty, 10/9/04
Kicked a 50+ FG .....	51, G. Kuehn, vs. UD, 9/28/02
<b>Kicked a 40-49 FG .....</b>	<b>47, G. Kuehn, vs. Marshall, 9/1/05</b>
2-point run .....	L. Campbell, vs. JMU, 12/10/04
2-point reception .....	J. Nicholas, vs. NU, 10/2/04

**Bold happened this season.**  
**Bold italic happened last game.**

# WILLIAM AND MARY SINGLE-GAME HIGHS

## INDIVIDUAL GAME HIGHS

**Pass Attempts:** ..... 30, M. Potts vs. Marshall, Sept. 1  
**Pass Completions:** ..... 16, M. Potts vs. Marshall, Sept. 1  
**Passing Yards:** ..... 164, M. Potts vs. Marshall, Sept. 1  
**Passing TDs:** ..... 2, M. Potts vs. Marshall, Sept. 1  
**Rushing Attempts:** ..... 28, E. Brooks vs. Marshall, Sept. 1  
**Rushing Yards:** ..... 149, E. Brooks vs. Marshall, Sept. 1  
**Rushing TDs:** ..... 1, M. Otey vs. Marshall, Sept. 1  
**Receptions:** ..... 4, J. Lustig vs. Marshall, Sept. 1  
**Receiving Yards:** ..... 64, A. Bratton vs. Marshall, Sept. 1  
**Receiving TDs:** ..... 1, E. Brooks and T. Viola vs. Marshall, Sept. 1  
**Total Offensive Yards:** ..... 176, E. Brooks vs. Marshall, Sept. 1  
**All-Purpose Yards:** ..... 176, E. Brooks vs. Marshall, Sept. 1  
**Total Points:** ..... 6, 4 players vs. Marshall, Sept. 1  
**Points Kicking:** ..... 6, G. Kuehn vs. Marshall, Sept. 1  
**Points Rushing:** ..... 6, M. Otey vs. Marshall, Sept. 1  
**Points Receiving:** ..... 6, E. Brooks and T. Viola vs. Marshall, Sept. 1  
**Field Goals Made:** ..... 1, G. Kuehn vs. Marshall, Sept. 1  
**Field Goals Attempted:** ..... 1, G. Kuehn vs. Marshall, Sept. 1  
**PATs Attempted:** ..... 3, G. Kuehn vs. Marshall, Sept. 1  
**PATs Made:** ..... 3, G. Kuehn vs. Marshall, Sept. 1  
**Punts:** ..... 4, B. Pritchard vs. Marshall, Sept. 1  
**Punting Yards:** ..... 160, B. Pritchard vs. Marshall, Sept. 1  
**Punting Average:** ..... 40.0, B. Pritchard vs. Marshall, Sept. 1  
**Punt Returns:** ..... 0  
**Punt Return Yards:** ..... 0  
**Kickoff Returns:** ..... 2, S. Cason and J. Lustig vs. Marshall, Sept. 1  
**Kickoff Return Yards:** ..... 51, S. Cason vs. Marshall, Sept. 1  
**Kickoff Return Avg:** ..... 25.5, S. Cason vs. Marshall, Sept. 1  
**Interceptions:** ..... 1, K. Allen vs. Marshall, Sept. 1  
**Interception Yards:** ..... 0  
**Tackles:** ..... 16, J. Rutter vs. Marshall, Sept. 1  
**Solo Tackles:** ..... 4, J. Rutter vs. Marshall, Sept. 1  
**Tackles for loss:** ..... 1, J. Wright vs. Marshall, Sept. 1  
**Sacks:** ..... 1.0, J. Watson vs. Marshall, Sept. 1  
**Pass Breakups:** ..... 1, S. Cason and R. Riley vs. Marshall, Sept. 1

Bold - Happened Last Game

## TEAM GAME HIGHS

**Pass Attempts:** ..... 35 vs. Marshall, Sept. 1  
**Pass Completions:** ..... 18 vs. Marshall, Sept. 1  
**Passing Yards:** ..... 204 vs. Marshall, Sept. 1  
**Passing TDs:** ..... 2 vs. Marshall, Sept. 1  
**Yards Per Pass:** ..... 5.8 vs. Marshall, Sept. 1  
**Rushing Attempts:** ..... 37 vs. Marshall, Sept. 1  
**Rushing Yards:** ..... 155 vs. Marshall, Sept. 1  
**Rushing TDs:** ..... 1 vs. Marshall, Sept. 1  
**Yards Per Rush:** ..... 4.2 vs. Marshall, Sept. 1  
**Total Yards:** ..... 359 vs. Marshall, Sept. 1  
**Points Scored:** ..... 24 vs. Marshall, Sept. 1  
**TDs Scored:** ..... 3 vs. Marshall, Sept. 1  
**Total Plays:** ..... 72 vs. Marshall, Sept. 1  
**Field Goals Made:** ..... 1 vs. Marshall, Sept. 1  
**Field Goals Attempted:** ..... 1 vs. Marshall, Sept. 1  
**PATs Attempted:** ..... 3 vs. Marshall, Sept. 1  
**PATs Made:** ..... 3 vs. Marshall, Sept. 1  
**Punts:** ..... 6 vs. Marshall, Sept. 1  
**Punting Yards:** ..... 224 vs. Marshall, Sept. 1  
**Punting Average:** ..... 37.3 vs. Marshall, Sept. 1  
**Punt Returns:** ..... 0  
**Punt Return Yards:** ..... 0  
**Kickoff Returns:** ..... 4 vs. Marshall, Sept. 1  
**Kickoff Return Yards:** ..... 100 vs. Marshall, Sept. 1  
**Kickoff Return Average:** ..... 25.0 vs. Marshall, Sept. 1  
**Interceptions:** ..... 1 vs. Marshall, Sept. 1  
**Interception Yards:** ..... 0  
**Forced Fumbles:** ..... 1 vs. Marshall, Sept. 1  
**Fumble Return Yards:** ..... 0  
**Forced Turnovers:** ..... 2 vs. Marshall, Sept. 1  
**Turnovers:** ..... 3 vs. Marshall, Sept. 1  
**Sacks:** ..... 0  
**First Downs:** ..... 21 vs. Marshall, Sept. 1  
**Third Down Conv. %:** ..... 46% vs. Marshall, Sept. 1  
**Fourth Down Conversion %:** ..... 0  
**Penalties:** ..... 4 vs. Marshall, Sept. 1  
**Penalty Yards:** ..... 18 vs. Marshall, Sept. 1  
**Possession Time:** ..... 30:18 vs. Marshall, Sept. 1

Bold - Happened Last Game

# 2005 TRIBE STATISTICAL LEADERS

Opponent	Pass Att.	Pass Yards	Rushes	Rush.Yds	Receptions	Rec.Yds.	Tackles	TFLs	Sacks
at MU	30, Potts	164, Potts	28, Brooks	149, Brooks	4, Lustig	64, Bratton	16, Rutter	1.0, Wright, Watson	1.0 Watson
at VMI									
at URI									
LU									
UNH									
at NU									
TU									
at VU									
JMU									
UD									
at UR									



# 2005 OPPONENT SINGLE-GAME HIGHS

## INDIVIDUAL GAME HIGHS

Pass Attempts: ..... 23, B. Morris (Marshall), Sept. 1  
 Pass Completions: ..... 15, B. Morris (Marshall), Sept. 1  
 Passing Yards: ..... 215, B. Morris (Marshall), Sept. 1  
 Passing TDs: ..... 3, B. Morris (Marshall), Sept. 1  
 Rushing Attempts: ..... 15, A. Bradshaw (Marshall), Sept. 1  
 Rushing Yards: ..... 72, A. Bradshaw (Marshall), Sept. 1  
 Rushing TDs: ..... 1, A. Bradshaw (Marshall), Sept. 1  
 Receptions: ..... 7, W. Hargrove (Marshall), Sept. 1  
 Receiving Yards: ..... 125, W. Hargrove (Marshall), Sept. 1  
 Receiving TDs: ..... 1, 3 players (Marshall), Sept. 1  
 Total Offensive Yards: ..... 145, A. Bradshaw (Marshall), Sept. 1  
 All Purpose Yards: ..... 149, A. Bradshaw (Marshall), Sept. 1  
 Total Points: ..... 6, 6 players (Marshall), Sept. 1  
 Points Kicking: ..... 6, I. O'Connor (Marshall), Sept. 1  
 Points Rushing: ..... 6, A. Bradshaw (Marshall), Sept. 1  
 Points Receiving: ..... 6, 3 players (Marshall), Sept. 1  
 Field Goals Made: ..... 1, I. O'Connor (Marshall), Sept. 1  
 Field Goals Attempted: ..... 2, I. O'Connor (Marshall), Sept. 1  
 PATs Attempted: ..... 4, I. O'Connor (Marshall), Sept. 1  
 PATs Made: ..... 3, I. O'Connor (Marshall), Sept. 1  
 Punts: ..... 4, M. Biagi (Marshall), Sept. 1  
 Punting Yards: ..... 133, M. Biagi (Marshall), Sept. 1  
 Punting Average: ..... 33.2, M. Biagi (Marshall), Sept. 1  
 Punt Returns: ..... 3, C. Small (Marshall), Sept. 1  
 Punt Return Yards: ..... 25, C. Small (Marshall), Sept. 1  
 Kickoff Returns: ..... 3, C. Hawkins (Marshall), Sept. 1  
 Kickoff Return Yards: ..... 59, C. Hawkins (Marshall), Sept. 1  
 Kickoff Return Average: ..... 19.7, C. Hawkins (Marshall), Sept. 1  
 Interceptions: ..... 1, W. Smith (Marshall), Sept. 1  
 Interception Yards: ..... 0  
 Tackles: ..... 13, C. Keyes (Marshall), Sept. 1  
 Solo Tackles: ..... 5, C. Keyes and D. Thornton (Marshall), Sept. 1  
 Tackles for loss: ..... 1, 3 players (Marshall), Sept. 1  
 Sacks: ..... 1, S. Greer (Marshall), Sept. 1  
 Pass Breakups: ..... 1, 5 players (Marshall), Sept. 1

Bold - Happened Last Game

## TEAM GAME HIGHS

Pass Attempts: ..... 40, Marshall, Sept. 1  
 Pass Completions: ..... 26, Marshall, Sept. 1  
 Passing Yards: ..... 313, Marshall, Sept. 1  
 Passing TDs: ..... 3, Marshall, Sept. 1  
 Yards Per Pass: ..... 7.8, Marshall, Sept. 1  
 Rushing Attempts: ..... 30, Marshall, Sept. 1  
 Rushing Yards: ..... 103, Marshall, Sept. 1  
 Rushing TDs: ..... 1, Marshall, Sept. 1  
 Yards Per Rush: ..... 3.4, Marshall, Sept. 1  
 Total Yards: ..... 416, Marshall, Sept. 1  
 Points Scored: ..... 36, Marshall, Sept. 1  
 Touchdowns Scored: ..... 5, Marshall, Sept. 1  
 Total Plays: ..... 70, Marshall, Sept. 1  
 Field Goals Made: ..... 1, Marshall, Sept. 1  
 Field Goals Attempted: ..... 2, Marshall, Sept. 1  
 PATs Attempted: ..... 4, Marshall, Sept. 1  
 PATs Made: ..... 3, Marshall, Sept. 1  
 Punts: ..... 4, Marshall, Sept. 1  
 Punting Yards: ..... 133, Marshall, Sept. 1  
 Punting Average: ..... 33.2, Marshall, Sept. 1  
 Punt Returns: ..... 5, Marshall, Sept. 1  
 Punt Return Yards: ..... 52, Marshall, Sept. 1  
 Kickoff Returns: ..... 4, Marshall, Sept. 1  
 Kickoff Return Yards: ..... 81, Marshall, Sept. 1  
 Kickoff Return Average: ..... 20.3, Marshall, Sept. 1  
 Interceptions: ..... 1, Marshall, Sept. 1  
 Interception Yards: ..... 0  
 Forced Fumbles: ..... 4, Marshall, Sept. 1  
 Fumble Return Yards: ..... 75, Marshall, Sept. 1  
 Forced Turnovers: ..... 3, Marshall, Sept. 1  
 Turnovers: ..... 2, Marshall, Sept. 1  
 Sacks: ..... 2, Marshall, Sept. 1  
 First Downs: ..... 24, Marshall, Sept. 1  
 Third Down Conversion %: ..... 27%, Marshall, Sept. 1  
 Fourth Down Conversion %: ..... 0  
 Penalties: ..... 1, Marshall, Sept. 1  
 Penalty Yards: ..... 5, Marshall, Sept. 1  
 Possession Time: ..... 29:42, Marshall, Sept. 1

Bold - Happened Last Game

## W&M LONGEST PLAYS OF THE SEASON

Rush: ..... 16 yds, E. Brooks vs. Marshall, Sept. 1  
 Rushing TD: ..... 0 yds, M. Otey vs. Marshall, Sept. 1  
 Pass: ..... 34 yds, M. Potts to A. Bratton at Marshall, Sept. 1  
 Passing TD: ..... 19, M. Potts to E. Brooks at Marshall, Sept. 1  
 Punt Return: ..... 0  
 Kickoff Ret: ..... 35, J. Lustig vs. Marshall, Sept. 1  
 INT Return: ..... 0  
 Punt: ..... 46, B. Pritchard vs. Marshall, Sept. 1  
 Field Goal: ..... 47 yds, G. Kuehn at Marshall, Sept. 1  
 Drive: ..... 80 yds, 12 plays, 4:31, TD, at Marshall, Sept. 1

\*ties longest pass play in W&M history.

Bold - Happened Last Game

## OPPONENT LONGEST PLAYS OF THE SEASON

Rush: ..... 12 yds, A. Bradshaw (Marshall), Sept. 1  
 Rushing TD: ..... 5 yds, A. Bradshaw (Marshall), Sept. 1  
 Pass: ..... 66 yds, J. Skinner to W. Hargrove (Marshall), Sept. 1  
 Passing TD: ..... 52 yds, B. Morris to A. Bradshaw (Marshall), Sept. 1  
 Punt Return: ..... 23 yds, C. Royal (Marshall), Sept. 1  
 Kickoff Return: ..... 27 yds, C. Hawkins (Marshall), Sept. 1  
 INT Return: ..... 0  
 Punt: ..... 42 yds, M. Biagi (Marshall), Sept. 1  
 Field Goal: ..... 28 yds, I. O'Connor (Marshall), Sept. 1  
 Drive: ..... 84 yds, 11 plays, 4:13, TD, (Marshall), Sept. 1

Bold - Happened Last Game

# WILLIAM AND MARY SINGLE-GAME RECORDS

## INDIVIDUAL RECORDS

### SCORING

#### Most Points

36, Bill Palese vs. Bridgewater, 1931

#### Most Touchdowns

6, Bill Palese vs. Bridgewater, 1931

#### Most PATs

8, Terry Regan vs. Davidson, 1972

**8, Greg Kuehn vs. VMI, 2002**

#### Most Field Goals

4, Chris Dawson vs. Lehigh, 1992

4, Brian Shallcross vs. VU, 1995

4, Brett Sterba vs. Northeastern, 2000

### TOTAL OFFENSE

#### Most Yards

454, David Corley vs. Northeastern, 2000

### RUSHING

#### Rush Attempts

37, Wes Meeteer vs. Davidson, 1969

37, Troy Keen vs. Northeastern, 1994

37, Derek Fitzgerald vs. Penn, 1995

#### Rushing Yards

257, Phil Mosser vs. Ohio Wesl., 1970

### PASSING

#### Pass Attempts

53, Lang Campbell vs. UD, 2004

52, Mike Cook vs. UNH, 1998

#### Completions

35, Dave Murphy vs. Rutgers, 1983

#### Passing Yards

426, David Corley vs. Northeastern, 2000

#### Touchdown Passes

6, Shawn Knight vs. Maine, 1993

### RECEIVING

#### Receptions

13, Rich Musinski vs. URI, 2003

13, Glen Bodnar vs. Colgate, 1984

#### Receiving Yards

244, Dominique Thompson at UD, 2004

240, Dave Conklin vs. VMI, 1997

#### TD Receptions

4, Dominique Thompson at UD, 2004

4, Vito Ragazzo vs. WFU, 1949

4, Corey Ludwig vs. Maine, 1993

### SACKS

3.5, Luke Cullinane vs. VU, 1996

### INTERCEPTIONS

4, Jack Bruce vs. Richmond, 1947

## INDIVIDUAL LONG PLAYS

#### Rush from scrimmage

95 yds, John Truehart vs. Elon, 1934

#### Pass Completion

87 yds, Lang Campbell to Dominique Thompson at Delaware, 2004

87 yds, Dan Henning to Tom Scott vs. Navy, 1961

#### Punt

77 yds, Russell Brown, 1972

77 yds, Joe Agee, 1975

77 yds, Jack Freeman, 1942

#### Punt Return

101 yds, Dale Worrall vs. Bridgewater, 1932

#### Kickoff Return

100 yds, Dick Pawlewicz vs. UVA, 1974

#### Run With Fumble

91 yds, Meb Davis vs. Columbia, 1926

#### Run with Interception

93 yds, Marvin Graham vs. Virginia Tech, 1946

#### Field Goal

53 yds, Steve Christie vs. ETSU, 1987

53 yds, Steve Christie vs. UVA, 1988

53 yds, Brett Sterba vs. Delaware, 2000

## TEAM RECORDS

#### Most Points Scored

95, vs. Bridgewater, 1931

#### Most Points Allowed

93, by Delaware, 1915

#### Most Yards Gained

681, vs. Richmond, 1991

#### Most Plays

100, vs. Virginia Tech, 1971

#### Rushing Yards

453, vs. Ohio Wesleyan, 1970

433, vs. Villanova, 1993

419, vs. Delaware, 1973

417, vs. Richmond, 1974

413, vs. VMI, 1993

#### Pass Attempts

55, vs. Virginia Tech, 1971

#### Pass Completions

35, vs. Rutgers, 1983

#### Passing Yards

498, vs. VMI, 1997

426, vs. Northeastern, 2000

414, vs. Miami (Ohio), 1982

412, vs. JMU, 1985

403, vs. East Carolina, 1981

#### First Downs

36, vs. VMI, 1991

36, vs. VMI, 1993

#### Most Interceptions

6, vs. Wake Forest, 1947

#### Best Defense Against the Run

-39 yds, vs. Colgate, 1988

-39 yds, vs. Villanova, 1996

-11 yds, Quantico, 1967

-6 yds, vs. Villanova, 1993

#### Best Defense Against the Pass

9 yds, vs. UMass, 1995

9 yds, vs. East Carolina, 1980

9 yds, vs. Appalachian State, 1976

10 yds, vs. Furman, 1999

11 yds, vs. VMI, 1993

#### Active players in bold.

# WILLIAM AND MARY ALL-TIME OFFENSIVE PERFORMANCES

## TOP PASSING PERFORMANCES

- 426, Dave Corley vs. NU, 10/28/00
- 406, Stan Yagiello vs. JMU, 9/28/85
- 401, David Murphy at Marshall, 11/5/83
- 399, Chris Garrity at ECU, 11/14/81
- 385, Greg DeGennaro at Bucknell, 9/20/86
- 383, Kenny Lambiotte vs. Colgate, 9/6/86
- 381, Mike Cook at N. Iowa, 12/7/96\*
- 378, L. Campbell vs. NU, 10/2/04
- 373, M. Cook vs. UNH, 10/24/98
- 368, L. Campbell at LU, 10/9/04
- 360, D. Murphy vs. Rutgers, 10/22/83
- 355, L. Campbell at Delaware, 10/23/04
- 352, M. Cook at Ga. Southern, 9/6/97
- 346, D. Corley vs. VMI, 9/14/02
- 345, Chris Hakel vs. Delaware, 9/14/91  
345, S. Yagiello vs. Norfolk St., 9/14/85
- 342, L. Campbell vs. Delaware, 12/4/04\*
- 339, M. Cook vs. Hampton, 10/31/98
- 329, C. Garrity vs. Richmond, 11/21/81
- 326, D. Corley vs. Delaware, 9/28/02

## TOP RUSHING PERFORMANCES

- 257, Phil Mosser at Ohio Wes., 10/3/70
- 219, Derek Fitzgerald vs. Penn., 10/14/95
- 201, Alvin Porch at UConn., 10/18/97
- 198, Jon Smith at UNH, 10/19/02
- 189, D. Fitzgerald at NU, 9/16/95  
189, D. Fitzgerald vs. Villanova, 10/23/93
- 186, A. Porch vs. Boston, 9/27/97
- 183, A. Porch vs. Delaware, 11/2/96
- 181, Robert Green at Navy, 9/21/91
- 180, R. Green at Citadel, 9/8/90
- 177, Tyrone Shelton vs. ETSU, 11/4/89  
177, Hameen Ali vs. Delaware, 10/10/98
- 173, A. Porch vs. Richmond, 11/15/97
- 172, Bill Bowman vs. WFU, 9/19/53
- 171, Jim Kruis vs. Navy, 10/16/76
- 170, Troy Keen at Furman, 9/17/94
- 165, R. Green vs. VMI, 10/13/90
- 164, T. Shelton at Furman, 11/3/90  
164, Keith Fimian vs. Virginia, 9/18/76
- 159, A. Porch vs. JMU, 10/11/97

## TOP RECEIVING PERFORMANCES

- 244, Dom. Thompson at UD, 10/23/04
- 240, David Conklin at VMI, 9/13/97
- 226, Mike Sutton at Marshall, 11/5/83
- 221, Dom. Thompson at LU, 10/9/04
- 211, Kurt Wrigley vs. UR, 11/21/81
- 198, Ron Gilliam vs. JMU, 9/28/85
- 195, Chris Rosier at UConn., 10/18/97
- 194, Rich Musinski vs. Delaware, 9/28/02
- 191, R. Musinski at URI, 10/25/03
- 185, D. Thompson vs. UD, 12/4/04\*
- 184, C. Rosier at URI, 10/7/00
- 183, Glenn Bodnar at Colgate, 11/10/84
- 182, Dave Szydluk vs. JMU, 9/28/85
- 168, C. Rosier at JMU, 10/28/00
- 164, R. Musinski vs. UNH, 9/29/01
- 162, D. Conklin vs. UConn., 11/14/98
- 161, R. Musinski at UMass, 9/1/01
- 158, Harry Mehre vs. Lehigh, 9/17/88
- 157, Corey Ludwig at Delaware, 9/11/93  
157, Domin. Thompson vs. NU, 10/2/04

## MOST 200-YARD PASSING GAMES

- |     |    |                 |           |
|-----|----|-----------------|-----------|
| 1.  | 31 | David Corley    | 1998-2002 |
| 2.  | 24 | Chris Hakel     | 1987-1991 |
| 3.  | 22 | Mike Cook       | 1994-1998 |
| 4.  | 20 | Stan Yagiello   | 1982-1985 |
| 5.  | 18 | Lang Campbell   | 2001-2004 |
| 6.  | 13 | Shawn Knight    | 1990-1994 |
| 7.  | 7  | Kenny Lambiotte | 1985-1986 |
| 7   | 7  | David Murphy    | 1981-1983 |
| 9.  | 6  | Craig Argo      | 1986-1989 |
| 10. | 4  | Chris Garrity   | 1979-1981 |

## MOST 100-YARD RUSHING GAMES

- |            |          |                     |                     |
|------------|----------|---------------------|---------------------|
| 1.         | 19       | Derek Fitzgerald    | 1991-1995           |
| 2.         | 15       | Robert Green        | 1988-1991           |
| 3.         | 14       | Alvin Porch         | 1993-1997           |
| 4.         | 11       | Jim Kruis           | 1975-1977           |
| 5.         | 10       | Troy Keen           | 1992-1995           |
| 6.         | 9        | Tyrone Shelton      | 1987-1990           |
| 7.         | 7        | Michael Clemons     | 1983-1986           |
| 8.         | 5        | Jon Smith           | 2001-2004           |
|            | 5        | Hameen Ali, III     | 1996-2000           |
| 10.        | 4        | Komlan Lonegran     | 1998-2001           |
| <b>11.</b> | <b>3</b> | <b>Delmus Coley</b> | <b>2003-present</b> |

## MOST 100-YARD RECEIVING GAMES

- |     |    |                    |           |
|-----|----|--------------------|-----------|
| 1.  | 21 | Rich Musinski      | 1999-2003 |
| 2.  | 12 | David Conklin      | 1995-1999 |
| 3.  | 8  | Chris Rosier       | 1996-2000 |
|     | 8  | Mark Compher       | 1987-1990 |
| 5.  | 7  | Josh Whipple       | 1992-1996 |
| 6.  | 6  | Ron Gilliam        | 1983-1985 |
| 6   | 6  | Corey Ludwig       | 1989-1993 |
| 6   | 6  | Dominique Thompson | 2001-2004 |
| 9.  | 5  | Terry Hammons      | 1991-1995 |
|     | 5  | Mike Sutton        | 1981-1983 |
| 11. | 4  | Harry Mehre        | 1985-1988 |
|     | 4  | Jeff Sanders       | 1982-1984 |
|     | 4  | Dave Szydluk       | 1984-1987 |
|     | 4  | Mike Tomlin        | 1990-1994 |
|     | 4  | Kurt Wrigley       | 1980-1982 |

# WILLIAM AND MARY 2005 SEASON PERFORMANCES

### Top Passing Performances

- 164 Mike Potts vs. MU ..... Sept. 1
- 40 Jake Phillips vs. MU ..... Sept. 1

### 200-yard Passing Games

### 300-yard Passing Games

### Top Rushing Performances

- 149 Elijah Brooks vs. MU ..... Sept. 1
- 11 Trevor McLaurin vs. MU ..... Sept. 1
- 6 Jake Phillips vs. MU ..... Sept. 1
- 3 Tony Viola vs. MU ..... Sept. 1

### 100-yard Rushing Games

- Elijah Brooks

### Top Receiving Performances

- 64 Adam Bratton vs. MU ..... Sept. 1
- 44 Josh Lustig vs. MU ..... Sept. 1
- 27 Elijah Brook vs. MU ..... Sept. 1
- 27 Joe Marianacci vs. MU ..... Sept. 1
- 18 Tony Viola vs. MU ..... Sept. 1
- 12 Matt Trinkle vs. MU ..... Sept. 1
- 12 John Taylor vs. MU ..... Sept. 1

### 100-yard Receiving Games

# TRIBE 2005 SCORING DRIVES CHART

<b>Opponent</b>	<b>Obtained</b>	<b>Plays</b>	<b>Yards</b>	<b>TOP</b>	<b>Result</b>	<b>Quarter</b>	<b>Play</b>
Marshall	Kickoff	5	42	1:05	FG	First	Kuehn 47-yard field goal
Marshall	Interception	6	27	2:58	TD	Second	Otey fumble recovery in the end zone
Marshall	Kickoff	12	80	4:31	TD	Third	Potts 19-yard pass to Brooks
Marshall	Punt	11	62	5:40	TD	Third	Potts 18-yard pass to Viola

# TRIBE FOOTBALL HONOR ROLL

## 2005 PRESEASON

### Preseason All-Atlantic 10

Cody Morris, OL  
Greg Kuehn, PK  
Stephen Cason, DB  
Adam O'Connor, DE

### Preseason All-America

Greg Kuehn - Second Team Offense  
*Sports Network*

Cody Morris - Third Team Offense  
*I-AA.org*

### Preseason Team Rankings

*Sports Network* - No. 9  
*I-AA.org* - No. 12  
Sagarin - No. 7 in I-AA, No. 95 overall  
Don Hansen - No. 9

## 2004 IN REVIEW

### First Team All-Atlantic 10

Lang Campbell, QB  
Greg Kuehn, PK

### Second Team All-Atlantic 10

Dominique Thompson, WR  
Cody Morris, OL  
Stephen Cason, DB  
Adam O'Connor, DL

### Third Team All-Atlantic 10

Jon Smith, TB  
Chris Ndubueze, LB  
Mike Mesii, P

### ESPN/USA Today

*I-AA Offensive Player of the Week*  
Dominique Thompson, Oct. 25

### National Team Rankings/Ratings

*Sports Network* Final Top 25  
W&M #3

### I-AA.org AGS Top 25

W&M #7

### I-AA.org Gridiron Power Index

W&M #2 - Final Ranking

### Don Hansen Gazette Top 40

W&M #6

### USA Today Sagarin Rating

W&M #3 in I-AA, #50 overall



*In his first-career start, sophomore quarterback Mike Potts led the Tribe on three scoring drives through the red zone. Potts completed 16-of-30 pass attempts for 164 yards and two touchdowns.*

## TRIBE IN THE RED-ZONE

Opponent	WM In Red Zone	WM TDs	WM FGs	WM FGs Missed	WM No Score	WM RZ Score %
Marshall	4	3	0	0	1	.750
VMI						
Rhode Island						
Liberty						
New Hampshire						
Northeastern						
Towson						
Villanova						
James Madison						
Delaware						
Richmond						
<b>SEASON</b>	<b>4</b>	<b>3</b>	<b>0</b>	<b>0</b>	<b>1</b>	<b>.750</b>

### OPPONENTS IN THE RED-ZONE

Opponent	Opp. In Red Zone	Opp. TDs	Opp. FGs	Opp. FGs Missed	Opp. No Score	Opp. RZ Score %
Marshall	3	2	1	0	0	100.0
VMI						
Rhode Island						
Liberty						
New Hampshire						
Northeastern						
Towson						
Villanova						
James Madison						
Delaware						
Richmond						
<b>SEASON</b>	<b>3</b>	<b>2</b>	<b>1</b>	<b>0</b>	<b>0</b>	<b>100.0</b>

# WILLIAM AND MARY GAME-BY-GAME - 2005

## MU 36, #9 W&M 24

HUNTINGTON, WV (9/1/05) -- Junior tailback Elijah Brooks ran for a career-high 149 yards, but Marshall used a game-breaking 70-yard fumble return for a touchdown late in the third quarter to rally for a 36-24 victory over William and Mary at Edwards Stadium.

The Tribe led 24-23 after a pair of touchdown tosses from sophomore quarterback Mike Potts, who was making his first-career start, in the third period and was on the move again deep in MU territory, when Herd linebacker Matt Coach picked up a Potts fumble and raced 70 yards for a touchdown.

After W&M's next drive stalled, the Herd put it away with an 11-play, 84-yard drive capped by Bernie Morris' third touchdown pass of the contest, a 12-yard hook-up with Hiram Moore.

Brooks gained 149 yards on 28 carries, surpassing his previous career mark of 120 set last season at Towson and hauled in a 19-yard scoring reception from Potts that pulled W&M with 23-17 at the 10:29 mark of the third.

After junior linebacker Ryan Nickell recovered a fumble at the Herd 30-yard line that was forced by senior defensive end Jonas Watson, Potts connected with redshirt freshman Tony Viola for an 18-yard touchdown pass, the first of Viola's career, to give W&M its first lead of the game.

Redshirt freshman linebacker Josh Rutter, in his first career start, paced the defense with 16 total tackles, while classmate Kevin Allen recorded the first interception of his career in the first half.

	1	2	3	4	Final
William and Mary	3	7	14	0	24
Marshall	10	13	6	7	36

### Scoring Summary

Qtr	Team	Score	Time
1st	MU	FG O'Connor 28	13:37
	W&M	FG Kuehn 47	12:27
	MU	Bradshaw 5 run (O'Connor kick)	5:38
2nd	W&M	Otey 0 FR (Kuehn kick)	7:30
	MU	Bradshaw 52 pass from Morris (O'Connor kick)	5:38
	MU	Lauzon 25 pass from Morris (O'Connor kick)	1:32
3rd	W&M	Brooks 19 pass from Potts (Kuehn kick)	10:29
	W&M	Viola 18 pass from Potts (Kuehn kick)	3:03
	MU	Couch 70 fumble return (pass failed)	1:08
4th	MU	Moore 12 pass from Morris (O'Connor kick)	9:46

	W&M	MU
First Downs	21	24
Rushes - Yards	37-155	30-103
Att-Cmp-Int	35-181-1	40-26-1
Pass Yards	204	313
Total Offense	359	416
Total Plays	72	70
Fumbles - Lost	4-2	1-1
3rd Down Conv.	6-13	3-11
Penalties - Yards	4-18	1-5
Sacks by - Yards	1-2	2-11
Time of Possession	30:18	29:42

### Rushing

W&M: Brooks 28-149, McLaurin 2-11, Phillips 1-6, Viola 1-3, McAulay 1--4, Potts 4--14, Otey 0-0 (TD).  
 MU: Bradshaw 15-72 (TD), Morris 7-23, Small 5-9, Morris 1-6.

### Passing

W&M: Potts 30-16-1 164 (2 TD), Phillips 5-2-0 40.  
 MU: Morris 23-15-1 215 (3 TD), Skinner 17-11 98.

### Receiving

W&M: Lustig 4-44, Bratton 3-64, Brooks 3-27 (TD), Trinkle 3-12, Marianacci 2-27, Taylor 2-12, Viola 1-18 (TD).  
 MU: Hargrove 7-125, Bradshaw 6-73 (TD), Moore 5-56 (TD), Lauzon 5-55 (TD), Morris 1-12, Mullins 1-2, Skinner 1--10.

### Defense

W&M: Rutter 16 (4 solo, .5 TFL), Shaw 10 (.5 TFL), Nickell 7 (FR), O'Neill 7, Miller 7, Wright 5 (TFL), Watson 1 (Sack, FF)

Attendance: 25,102

# QUARTERBACK CLUB PLAYERS OF THE WEEK

For the Week of: Sept. 5 - Marshall Game

## OFFENSE




**ELIJAH BROOK, JR, RB**

Brooks racked up a career-high 149 rushing yards on 28 carries Thursday night at Marshall ... He added three catches for 27 yards, including a 19-yard TD reception from Mike Potts ... Brooks surpassed his previous career-best of 120 yards, set last season against Hampton.

### Previous Winners:

Marshall - Sept. 1  
Elijah Brooks, JR, TB  
28 car., career-high 149 rush yards, 3 rec., 27 yards, TD

## DEFENSE



**RICHARD RILEY, SR, DB**

Riley blanketed the Herd's top receivers throughout the night was suffocating one-on-one coverage ... He saved a potential big play in the second half, racing over to break up pass.

### Previous Winners:

Marshall - Sept. 1  
Richard Riley, SR, DB  
PBU

## SPECIAL TEAMS



**JOSH RUTTER, RF, LB**

Rutter recorded four total tackles on kick coverage in first collegiate game ... On the evening, Rutter recorded 16 total tackles, making his first career start at linebacker.

### Previous Winners:

Marshall - Spet. 1  
Josh Rutter, RF, LB  
16 TT, 4 solo

2005 William and Mary Football  
 William and Mary Overall Team Statistics (as of Sep 05, 2005)  
 All games

TEAM STATISTICS	WM	OPP
-----		
SCORING.....	24	36
Points Per Game.....	24.0	36.0
FIRST DOWNS.....	21	24
Rushing.....	10	5
Passing.....	11	17
Penalty.....	0	2
RUSHING YARDAGE.....	155	103
Yards gained rushing.....	174	112
Yards lost rushing.....	19	9
Rushing Attempts.....	37	30
Average Per Rush.....	4.2	3.4
Average Per Game.....	155.0	103.0
TDs Rushing.....	1	1
PASSING YARDAGE.....	204	313
Att-Comp-Int.....	35-18-1	40-26-1
Average Per Pass.....	5.8	7.8
Average Per Catch.....	11.3	12.0
Average Per Game.....	204.0	313.0
TDs Passing.....	2	3
TOTAL OFFENSE.....	359	416
Total Plays.....	72	70
Average Per Play.....	5.0	5.9
Average Per Game.....	359.0	416.0
KICK RETURNS: #-YARDS.....	4-100	4-81
PUNT RETURNS: #-YARDS.....	0-0	5-52
INT RETURNS: #-YARDS.....	1-0	1-0
KICK RETURN AVERAGE.....	25.0	20.2
PUNT RETURN AVERAGE.....	0.0	10.4
INT RETURN AVERAGE.....	0.0	0.0
FUMBLES-LOST.....	4-2	1-1
PENALTIES-YARDS.....	4-18	1-5
Average Per Game.....	18.0	5.0
PUNTS-YARDS.....	6-224	4-133
Average Per Punt.....	37.3	33.2
Net punt average.....	28.7	33.2
TIME OF POSSESSION/GAME.....	30:18	29:42
3RD-DOWN CONVERSIONS.....	6/13	3/11
3rd-Down Pct.....	46%	27%
4TH-DOWN CONVERSIONS.....	0/0	0/0
4th-Down Pct.....	0%	0%
SACKS BY-YARDS.....	0-0	2-11
MISC YARDS.....	0	75
TOUCHDOWNS SCORED.....	3	5
FIELD GOALS-ATTEMPTS.....	1-1	1-2
PAT-ATTEMPTS.....	3-3	3-4
ATTENDANCE.....	0	25102
Games/Avg Per Game.....	0/0	1/25102
Neutral Site Games.....		0/0

SCORE BY QUARTERS	1st	2nd	3rd	4th	Total
-----	---	---	---	---	---



2005 William and Mary Football  
 William and Mary Overall Individual Statistics (as of Sep 05, 200  
 All games

RUSHING	GP-GS	Att	Gain	Loss	Net	Avg	TD	Long	Avg/G
Elijah Brooks	1-0	28	150	1	149	5.3	0	16	149.0
Trevor McLaurin	1-0	2	11	0	11	5.5	0	6	11.0
Jacob Phillips	1-0	1	6	0	6	6.0	0	6	6.0
Tony Viola	1-0	1	3	0	3	3.0	0	3	3.0
Matt Otey	1-0	0	0	0	0	0.0	1	0	0.0
D.J. McAulay	1-0	1	0	4	-4	-4.0	0	0	-4.0
Mike Potts	1-0	4	4	14	-10	-2.5	0	3	-10.0
Total.....	1	37	174	19	155	4.2	1	16	155.0
Opponents.....	1	30	112	9	103	3.4	1	12	103.0

PASSING	GP-GS	Effic	Att-Cmp-Int	Pct	Yds	TD	Lng	Avg/G
Mike Potts	1-0	114.59	30-16-1	53.3	164	2	34	164.0
Jacob Phillips	1-0	107.20	5-2-0	40.0	40	0	22	40.0
Total.....	1	113.53	35-18-1	51.4	204	2	34	204.0
Opponents.....	1	150.48	40-26-1	65.0	313	3	66	313.0

RECEIVING	GP-GS	No.	Yds	Avg	TD	Long	Avg/G
Josh Lustig	1-0	4	44	11.0	0	13	44.0
Adam Bratton	1-0	3	64	21.3	0	34	64.0
Elijah Brooks	1-0	3	27	9.0	1	19	27.0
Matt Trinkle	1-0	3	12	4.0	0	6	12.0
Joe Marianacci	1-0	2	27	13.5	0	18	27.0
John Taylor	1-0	2	12	6.0	0	18	12.0
Tony Viola	1-0	1	18	18.0	1	18	18.0
Total.....	1	18	204	11.3	2	34	204.0
Opponents.....	1	26	313	12.0	3	66	313.0

PUNT RETURNS	No.	Yds	Avg	TD	Long
Total.....	0	0	0.0	0	0
Opponents.....	5	52	10.4	0	23

INTERCEPTIONS	No.	Yds	Avg	TD	Long
Kevin Allen	1	0	0.0	0	0
Total.....	1	0	0.0	0	0
Opponents.....	1	0	0.0	0	0

KICK RETURNS	No.	Yds	Avg	TD	Long
Stephen Cason	2	51	25.5	0	28
Josh Lustig	2	49	24.5	0	35
Total.....	4	100	25.0	0	35
Opponents.....	4	81	20.2	0	27

FUMBLE RETURNS	No.	Yds	Avg	TD	Long
Total.....	0	0	0.0	0	0
Opponents.....	2	75	37.5	1	70

2005 William and Mary Football  
 William and Mary Overall Individual Statistics (as of Sep 05, 2005)  
 All games

SCORING	TD	FGs	----- PATs -----					DXP	Saf	Points
			Kick	Rush	Rcv	Pass				
Greg Kuehn	0	1-1	3-3	0-0	0	0-0	0	0	6	
Matt Otey	1	0-0	0-0	0-0	0	0-0	0	0	6	
Tony Viola	1	0-0	0-0	0-0	0	0-0	0	0	6	
Elijah Brooks	1	0-0	0-0	0-0	0	0-0	0	0	6	
Total.....	3	1-1	3-3	0-0	0	0-0	0	0	24	
Opponents.....	5	1-2	3-4	0-0	0	0-1	0	0	36	

TOTAL OFFENSE	G	Plays	Rush	Pass	Total	Avg/G
Mike Potts	1	34	-10	164	154	154.0
Elijah Brooks	1	28	149	0	149	149.0
Jacob Phillips	1	6	6	40	46	46.0
Trevor McLaurin	1	2	11	0	11	11.0
Tony Viola	1	1	3	0	3	3.0
D.J. McAulay	1	1	-4	0	-4	-4.0
Total.....	1	72	155	204	359	359.0
Opponents.....	1	70	103	313	416	416.0

FIELD GOALS	FGM-FGA	Pct	01-19	20-29	30-39	40-49	50-99	Lg	Blk
Greg Kuehn	1-1	100.0	0-0	0-0	0-0	1-1	0-0	47	0

FG SEQUENCE	William and Mary	OPPONENTS
Marshall	(47)	(28),52

Numbers in (parentheses) indicate field goal was made.

PUNTING	No.	Yds	Avg	Long	TB	FC	I20	I
Blair Pritchard	4	160	40.0	46	0	0	1	
Corey Davis	2	64	32.0	38	0	0	0	
Total.....	6	224	37.3	46	0	0	1	
Opponents.....	4	133	33.2	42	0	2	2	

KICKOFFS	No.	Yds	Avg	TB	OB
Greg Kuehn	5	317	63.4	0	1
Total.....	5	317	63.4	0	1
Opponents.....	7	441	63.0	3	0

2005 William and Mary Football  
 William and Mary Overall Individual Statistics (as of Sep 05, 200  
 All games

ALL PURPOSE	G	Rush	Rec	PR	KOR	IR	Tot	Avg/G
Elijah Brooks	1	149	27	0	0	0	176	176.0
Josh Lustig	1	0	44	0	49	0	93	93.0
Adam Bratton	1	0	64	0	0	0	64	64.0
Stephen Cason	1	0	0	0	51	0	51	51.0
Joe Marianacci	1	0	27	0	0	0	27	27.0
Tony Viola	1	3	18	0	0	0	21	21.0
John Taylor	1	0	12	0	0	0	12	12.0
Matt Trinkle	1	0	12	0	0	0	12	12.0
Trevor McLaurin	1	11	0	0	0	0	11	11.0
Jacob Phillips	1	6	0	0	0	0	6	6.0
D.J. McAulay	1	-4	0	0	0	0	-4	-4.0
Mike Potts	1	-10	0	0	0	0	-10	-10.0
Total.....	1	155	204	0	100	0	459	459.0
Opponents.....	1	103	313	52	81	0	549	549.0

2005 William and Mary Football  
 William and Mary Overall Defensive Statistics (as of Sep 05, 200  
 All games

DEFENSIVE LEADERS	GP	-----Tackles-----			TFL/Yds	-Sacks-	---Pass Def---			-Fumbles-		Blkd	
		Solo	Ast	Total			No-Yds	Int-Yds	BrUp	QBH	Rcv-Yds	FF	Kick
44 Josh Rutter	1	4	12	16	0.5-0	.	.	.	.	.	.	.	.
35 Jonathan Shaw	1	3	7	10	0.5-1	.	.	.	.	.	.	.	.
39 TJ O'Neill	1	2	5	7	.	.	.	.	.	.	.	.	.
55 Ryan Nickell	1	3	4	7	0.5-0	.	.	.	.	1-0	.	.	.
21 James Miller	1	2	5	7	0.5-1	.	.	.	.	.	.	.	.
94 Josh Wright	1	2	3	5	1.0-10	.	.	.	.	.	.	.	.
22 Stephen Cason	1	1	4	5	.	.	.	1	.	.	.	.	.
58 Larry Pendleton	1	.	4	4	.	.	.	.	.	.	.	.	.
8 Alan Wheeling	1	2	2	4	.	.	.	.	.	.	.	.	.
97 Adam O'Connor	1	.	3	3	.	.	.	.	2	.	.	.	.
85 Matt Trinkle	1	2	1	3	.	.	.	.	.	.	.	.	.
48 Michael Pigram	1	.	3	3	.	.	.	.	.	.	.	.	.
34 Thad Wheeler	1	2	1	3	.	.	.	.	.	.	.	.	.
77 Bri.Williamson	1	1	1	2	.	.	.	.	.	.	.	.	.
13 David Page	1	1	1	2	.	.	.	.	.	.	.	.	.
57 Brian Neely	1	.	2	2	.	.	.	.	.	.	.	.	.
23 Trevor McLaurin	1	1	1	2	.	.	.	.	.	.	.	.	.
36 Kevin Allen	1	.	1	1	.	.	1-0	.	.	.	.	.	.
11 John Taylor	1	.	1	1	.	.	.	.	.	.	.	.	.
37 Derek Cox	1	1	.	1	.	.	.	.	.	.	.	.	.
4 Leonard Muldrow	1	.	1	1	.	.	.	.	.	.	.	.	.
93 Jonas Watson	1	1	.	1	1.0-2	1.0-2	.	.	.	.	1	.	.
24 Richard Riley	1	.	.	.	.	.	.	1	.	.	.	.	.
Total.....	1	28	62	90	4-14	0-0	1-0	2	2	1-0	1	.	.
Opponents.....	1	28	58	86	5-22	2-11	1-0	5	3	2-75	4	.	.