



GAME DAY INFORMATION

#7 WILLIAM AND MARY "TRIBE" (1-1, 0-0) AT RHODE ISLAND "RAMS" (2-0, 0-0)

Kickoff: 12 p.m., Saturday, Sept. 17, 2005

Site: Meade Stadium (5,180, Natural Grass) in Kingston, R.I.

TV: Atlantic 10 Television Network - Locally on Comcast SportsNet Mid-Atlantic and Fox College Sports. CSTV will air a tape-delayed broadcast at 4 p.m. **(For a complete list of markets see page seven).** Bob Picozzi (play-by-play) and Scott Brunner (color) will call the action.

Radio: 11:30 p.m. - The Tribe Football Radio Network will broadcast today's game across the Commonwealth of Virginia. The veteran broadcast duo of Jay Colley (play-by-play) and Bob Sheeran (color) will call the action. For a complete listing of the Tribe Football Radio Network, see page seven.

All-Time Series: W&M leads 9-1

Last Meeting: The Tribe won, 31-24, on Oct. 16, 2004 in Williamsburg.

FIRST AND 10

William and Mary travels to Rhode Island on Saturday for the Atlantic 10 conference-opener for both teams. Coming off its impressive 41-7 victory over VMI, the seventh-ranked Tribe plays its third consecutive road game to start the season and opens its league schedule away from Zable Stadium for the 10th-straight season. W&M is 6-6 in A10 openers under head coach Jimmye Laycock with only two of the contests being played in Williamsburg. The College opened the 2004 A10 season with a 9-7 victory at New Hampshire, which was ranked 10th in the nation at the time. W&M owns a 9-1 all-time record against Rhode Island with the only loss coming in 2002 (34-31) at Meade Stadium. The Rams are 2-0 under sixth-year head man Tim Stowers after downing Central Connecticut State, 56-10, last week. URI's option attack leads the conference in rushing yards per game (335.0), and the Rams rank second in the A10 in scoring offense (45.0)

IN THE SPOTLIGHT

THIS WEEK'S FEATURED ATHLETE:

#40

**ADAM BRATTON
SENIOR, TIGHT END**

All-conference candidate Adam Bratton has caught at least one pass in each of his last nine games dating back to last season. Bratton has four catches for 90 yards in the Tribe's two games this season.

TABLE OF CONTENTS

W&M Quick Facts..... 2
 Depth Charts..... 2
 How They Stack Up..... 2
 Tale of the Tape..... 2
 Statistical Leaders..... 2
 National Spotlight: All-Americans 3
 Head Coach Jimmye Laycock..... 4
 Atlantic 10 Information 5
 Team Notes..... 5
 The Last Meeting..... 6
 More Atlantic 10 Information..... 6
 W&M Media Information 7
 National Rankings..... 9
 In the Spotlight: Adam Bratton..... 11
 The Tribe in 2005 11
 W&M Alphabetical Roster 12
 W&M Numerical Roster 14
 2005 Game-by-game Starters..... 14
 The Last Time It Happened 15
 W&M Single-Game Highs 16
 Opponent Single-Game Highs 17
 W&M Single-Game Records..... 18
 All-time Offensive Performances..... 19
 W&M Scoring Drives Chart..... 20
 W&M in the Red-Zone 21
 Tribe Honor Roll 21
 2005 Game-by-Game Results 22
 Quarterback Club Players of the Week 23

#7 William and Mary

Rhode Island

Date	Opponent	Score/Time	Date	Opponent	Score/Time
Sept. 1	at Marshall	L, 24-36	Sept. 3	FORDHAM	W, 34-20
Sept. 10	at VMI	W, 41-7	Sept. 10	at Central Connecticut	W, 56-10
Sept. 17	*at Rhode Island	12:00 PM	Sept. 17 *WILLIAM AND MARY	12:00 PM	
Sept. 24	LIBERTY	1:00 PM	Sept. 24	*at Massachusetts	6:00 PM
Oct. 8	*NEW HAMPSHIRE	1:00 PM	Oct. 1	at Brown	1:00 PM
Oct. 15	*at Northeastern	2:00 PM	Oct. 8	*TOWSON	12:00 PM
Oct. 22	*TOWSON	1:00 PM	Oct. 15	*at New Hampshire	12:00 PM
Oct. 29	*at Villanova	6:00 PM	Oct. 22	*at Villanova	3:00 PM
Nov. 5	*JAMES MADISON	7:00 PM	Oct. 29	*HOFSTRA	12:00 PM
Nov. 12	*DELAWARE	1:00 PM	Nov. 12	*at Maine	2:00 PM
Nov. 19	*at Richmond	1:00 PM	Nov. 19	*NORTHEASTERN	12:00 PM
*A10 conference game			*A10 Conference Game		

HEAD COACHES

Jimmye Laycock (W&M, 1970)	Tim Stowers (Auburn, 1980)
W&M Record 171-114-2 (26th year)	URI Record 24-35 (Sixth year)
Career Record 171-114-2 (26th year)	Career Record 75-58 (12th year)
vs. URI 9-1	vs. W&M 1-4

MEDIA CONTACTS

W&M SPORTS INFORMATION

SID - Pete Clawson
Phone - (757) 221-3369
Email - pmclaw@wm.edu
Fax - (757) 221-3412
Web - www.TribeAthletics.com

URI SPORTS INFORMATION

SID - Mike Ballweg
Phone - (401) 874-2401
Email - mballweg@uri.edu
Fax - (401) 874-5354
Web - www.GoRhody.com





OFFENSE

WR 33 Josh Lustig SR 5-9 175
2 Elliott Mack RF 6-0 188
LT 67 Brent Cochran SO 6-5 300
70 Jonathan Shafran RF 6-3 280
LG 75 Michael Grenz SR 6-3 285
56 C.J. Muse FR 6-4 310
C 59 Patrick Mulloy SR 6-4 315
51 Tim Kelley SO 6-2 290
RG 68 Cody Morris JR 6-4 285
53 Luke Hiteshew RF 6-1 287
RT 71 Brad Stewart SO 6-3 300
79 Michael Grant RF 6-5 305
TE 40 Adam Bratton SR 6-4 250
or 85 Matt Trinkle JR 6-5 260
WR 27 Joe Nicholas SO 6-3 211
3 Joe Marianacci RF 6-1 186
QB 10 Mike Potts SO 6-4 224
or 18 Jake Phillips RF 6-3 208
TB 9 Elijah Brooks JR 5-9 210
28 DeBrian Holmes RF 5-9 180
or 5 Tony Viola SO 6-1 217
FB 46 Matt Otey SO 5-11 230
23 Trevor McLaurin JR 5-11 230

DEFENSE

DE 97 Adam O'Connor SR 6-8 275
95 Jerome Griffin SR 6-1 240
DT 77 Brian Williamson JR 6-3 281
74 Brandon Pugh SO 6-2 261
DT 58 Larry Pendleton SR 6-3 285
57 Brian Neely JR 6-4 298
DE 94 Josh Wright JR 6-3 246
93 Jonas Watson SR 6-2 228
ILB 34 Thad Wheeler SR 6-1 216
39 T.J. O'Neill SO 6-1 238
OLB 44 Josh Rutter RF 6-3 228
69 William Turner SO 6-1 240
OLB 55 Ryan Nickell JR 6-2 210
50 Todd Reyher RF 6-0 214
CB 22 Stephen Cason SR 6-0 210
37 Derek Cox RF 6-1 185
SS 35 Jonathan Shaw SR 6-0 198
29 Zach Stout JR 6-0 190
FS 21 James Miller SR 6-1 200
6 Brandon Burrow SO 5-11 180
CB 8 Alan Wheeling JR 5-9 180
or 24 Richard Riley JR 6-2 185

SPECIAL TEAMS

PK 25 Greg Kuehn SR 6-3 215
HO 14 Christian Taylor JR 6-5 205
P 91 Blair Pritchard JR 5-11 230
15 Corey Davis JR 6-1 190
LS 34 Thad Wheeler SR 6-1 216
SS 75 Michael Grenz SR 6-3 285
KR 33 Josh Lustig SR 5-9 175
22 Stephen Cason SR 6-0 210
PR 33 Josh Lustig SR 5-9 175

HOW THEY STACK UP

Table with 3 columns: CATEGORY, W&M (A10), URI (A10). Rows include Scoring Offense, Rushing Offense, Passing Offense, etc.

OFFENSE

LT 72 Shamel Lewis JR 6-2 250
59 Damien Gresko SO 6-2 235
LG 66 Drew Owens SO 6-1 275
73 Mike Cummings SO 6-2 320
C 71 Steve Moll SO 6-3 260
77 Kane Crume JR 6-2 280
RG 63 Andre Douglas RF 6-5 260
60 Antal Keszthelyi RF 6-3 270
RT 57 Mark Stolte SO 6-2 252
76 Fran Dempsey RF 6-2 275
AB 05 Jerell Jones JR 5-8 225
23 Andrew Varner RF 5-10 170
BB 22 Chad Campbell JR 6-0 212
37 Joe Casey FR 5-10 200
AB 21 Calvin Poole SR 5-9 190
09 Jeff West SR 5-8 180
QB 07 Jayson Davis SR 6-0 190
10 Marcel Roberson FR 5-9 180
X 08 Jordan Bowers SR 5-10 185
82 Nick Delgrasso FR 6-5 215
Z 84 Keith Brown SR 5-11 190
80 Ryan Jefferson RF 5-10 162

DEFENSE

LE 44 Keith Peacock SR 6-1 230
95 Dan Heffron JR 6-1 225
NG 58 Nick Levy SO 6-1 265
97 Jon Hines JR 6-5 255
RT 55 Chad Waltrip JR 6-1 265
98 Mike Paino SR 6-2 250
RE 52 Pat O'Niell SR 6-3 220
54 Kev. Johnson-Henry RF 6-1 215
SLB 31 Adam Elmore SO 6-3 200
34 Chris Duncan JR 6-0 210
MLB 56 Steve Marrella JR 6-2 247
51 Larry Brantley SO 6-1 215
WLB 19 Mizraim Farley JR 6-0 220
50 Jeff Ball RF 6-0 220
LCB 01 Rod Chance SR 5-10 180
02 Virgil Gray JR 5-10 180
FS 03 Raquan Owen JR 6-1 190
24 Adrian Priden SO 6-3 200
SS 04 Andre Anderson SR 6-0 185
42 Alfonso Dormu FR 5-11 215
RCB 06 Ki'Ameer Johnson JR 6-1 185
20 Josh Mason FR 5-10 190

SPECIAL TEAMS

P 17 Bryan Giannecchini SO 5-10 170
26 Shawn Leonard FR 6-1 190
PK 16 Colin Gallagher JR 6-0 195
17 Bryan Giannecchini SO 5-10 170
LS 88 Kyle Edwards JR 6-6 240
PR 5 Jerell Jones JR 5-8 170
1 Rod Chance SR 5-10 180
KR 5 Jerell Jones JR 5-8 170
1 Rod Chance SR 5-10 180
H 8 Jordan Bowers SR 5-10 185

TALE OF THE TAPE

TRIBE vs. RAMS

Table with 4 columns: Pos., W&M, URI, Pos. Rows include WR & TE, OF Backs, OL & TE, DL, LB, DB, Wing Backs.

TRIBE QUICK FACTS

COLLEGE INFORMATION

Location: Williamsburg, Va.
Founded: 1693
Enrollment: 5,700
Nickname: Tribe
Colors: Green, Gold and Silver
President: Gene R. Nichol (OK State, 1973)
Athletics Director: Terry Driscoll (BC, 1969)
School Website: www.wm.edu

FOOTBALL INFORMATION

First Season: 1893
All-Time Record: 496-485-41
Stadium: Zable Stadium
Capacity: 12,259
Surface: Natural grass
All-Time Record at Zable: 185-102-6
Bowl/Playoff Appearances: 12 (7 in D I-AA)
Bowl/Playoff Record: 7-7 (6-7 in D I-AA)
Conference: Atlantic 10 (Southern)
Head Coach: Jimmye Laycock (See page 5)
Alma Mater: W&M, 1970
Offensive Formation: Pro-style
Defensive Formation: Multiple 4-3
Lettermen Ret./Lost: 30/11
Off. Starters Ret./Lost: 8/3
Def. Starters Ret./Lost: 9/2
Spec. Starters Ret./Lost: 1/0
Captains: Josh Lustig, Travis McLaurin, Pat Mulloy, Adam O'Connor

2004 IN REVIEW

Overall Record: 11-3
A10 Record: 7-1
A10 Finish: Tie-First, Southern Division
Home: 7-1
Away: 4-2
Postseason: NCAA Semifinals
Final Ranking: No. 3

TEAM LEADERS


#7 WILLIAM AND MARY

Rushing - Brooks (46 att., 243 yds, 5.3 avg., TD)
Passing - Phillips (26-19-1, 242 yds, TD)
Receiving - Nicholas (7 rec., 107 yds, 15.3 avg.)
Punt Ret. - Lustig (3 for 37 yards, 12.3 avg.)
Kick Ret. - Cason (3 for 48 yds, 16.0 avg.)
Kicking - Kuehn (3-3 FG, long 47; 8-8 PAT)
Punting - Pritchard (49.8 avg., 46 long, 2 In-20)
Tackles - Rutter (25 total, 8 solo)
Sacks - Watson (2.5 for 11 yards)
TFL - Watson (2.5 for 11 yards)
INT - Cason (2 for 57 yards, TD)
Pass Brks - Cason, Miller, Riley, Cox (1)

RHODE ISLAND

Rushing - Casey (30 att., 200 yds, 6.7 avg., TD)
Passing - Davis (19-8-0, 213 yds, TD)
Receiving - Brown (3 rec., 122 yds, 40.7 avg., TD)
Punt Ret. - Chance (4 for 42 yds, 10.5 avg.)
Kick Ret. - Jones (4 for 165 yds, 41.3 avg.)
Kicking - Gallagher (1-2 FG, 51 long; 11-11 PAT)
Punting - Giannecchini (32.7 avg., 47 long, 2 In-20)
Tackles - Farley (13 total, 6 solo)
Sacks - Waltrip (2.0 for 14 yards)
TFL - Levy (3.0 for 10)
INT - Owen (1 for 20 yards)
Pass Brks - Johnson (2)

NATIONAL SPOTLIGHT: ALL-AMERICANS GREG KUEHN AND ADAM O'CONNOR



Greg Kuehn

All-American Greg Kuehn kicked a pair of field goals in Saturday's win over VMI, bringing his career total to 49 ... Kuehn now ranks second on the W&M career field goals list and second on the Atlantic 10 career field goals list (See lists below) ... Kuehn also nailed five PATs, breaking the school record for career extra points ... With his next point, Kuehn will tie Steve Christie's school record for career points (279) ... **2004:** Named A10 Special Teams Player of the Year and a Second Team All-America pick by the Sports Network ... Also a third team AP All-American and First Team All-A10 selection... Named to first team honors by both the Atlantic

10 and VaSID ... Led all of I-AA with 19 field goals ... Established a school record with 99 consecutive successful extra-point attempts, a streak that dated back to 2002, before missing in the playoffs against Delaware ... Shattered previous mark of 50 consecutive made PATs held by Brett Sterba ... Tied for the league lead and ranked fourth nationally with an average of 1.36 field goals per game ... Converted 57 of 58 PAT tries overall ... **Potomac Falls High School:** Three-year letterwinner at kicker for coach Wes Driskill ... Named honorable mention all-state in his senior season ... Selected first-team All-Loudon County by the Washington Post ... Set school records for field goals in a season (7), field goals in a career (13), extra points in a career (75) and touchdowns in a season (39) ... Lettered four times in soccer ... **Personal:** Son of Sydney and Dr. Thomas Kuehn ... Enjoys playing the guitar, rock climbing, snowboarding and kayaking ... Majoring in biology and computer science ... Spent summer as research assistant working with DNA analysis ... Born September 15, 1982.

Year	G	FGA	FGM	Long	XPA	XPM	Pts.
2002	11	21	14	51	39	36	78
2003	10	18	13	49	30	30	69
2004	14	28	19	46	58	57	114
2005	2	3	3	47	8	8	17
Totals	37	70	49	51	135	131	278

W&M Career Scoring List

- 279, Steve Christie, 1986-89
- 278, Greg Kuehn, 2002-**

W&M Career Field Goals List

- 57, Steve Christie, 1986-89
- 49, Greg Kuehn, 2002-**
- 48, Brian Shallcross, 1994-97

W&M Career Extra Points List

- 131, Greg Kuehn, 2002-**
- 128, Brian Shallcross, 1994-97

Atlantic 10 Career Field Goals List

- 50, Chris Onarato (Hofstra), 2000-2004
- 49, Greg Kuehn (W&M), 2002-**

Atlantic 10 Career Extra Points List

- 167, Sean Leach (UD), 1994-97
- 148, Casey Hannon (VU), 1998-2001
- 145, Chris Onarato (HU), 2000-04
- 142, Mark Kiefer (VU), 1994-97
- 141, Miro Kesic (NU), 2002-
- 136, Mike Morello (BU), 1991-04
- 131, Greg Kuehn (W&M), 2002-**



Adam O'Connor

Returning All-American defensive end Adam O'Connor registered his first sack of the season on Saturday against VMI ... O'Connor sacked VMI quarterback Jonathan Willson on fourth-and-nine from the Tribe 32, ending the Keydets' first drive of the second half ... O'Connor finished with four total tackles and 1.5 TFL ... In the season-opener at Marshall, O'Connor recorded three total tackles and was credited with two quarterback hurries ... **2004:** Asserted himself as one of the league's dominant pass rushers, gaining Third Team AP All-America and Second Team All-A10 status ... Tied for second in the league with 8.0 sacks and ranked fifth with 15.5

TFL ... Finished the year with 53 total tackles and added nine quarterback hurries and a fumble recovery ... Recorded at least 1.0 TFL 10 of 14 games, including the final six ... Earned A10 Defensive Player of the Week honors after registering 3.0 sacks against Villanova ... Three sacks against the Wildcats were just 0.5 shy of the W&M single-game record held by Luke Cullinane (3.5) ... Had five total tackles, including a sack and 1.5 TFL, and forced a fumble against VMI ... Tallied eight tackles in the win over Northeastern, including a critical sack on the first play of overtime to earn defensive player of the week honors from the coaching staff ... Made a season-high nine total tackles, 1.5 TFL, in a win at James Madison ... **Ragsdale High School:** Two-year letterwinner at defensive end and offensive line for coach Tommy Norwood ... Twice named all-conference at both offensive and defensive line ... Recorded 105 tackles and five sacks in his senior year ... Also lettered in baseball, basketball and track ... **Personal:** Son of Janice and Bob O'Connor ... Enjoys working out, playing golf and watching movies in his spare time ... Majoring in history ... Born January 27, 1983.

Year	G/S	T	A	Total	TFL/Yds	Sack/Yds	QBH	FF
2002	11/0	13	13	26	2/-6	0/0	6	0
2003	10/10	32	23	55	12/-52	6/-35	28	2
2004	14/14	26	27	53	15.5/-62	8/-45	9	1
2005	2/2	2	5	7	1.5/-8	1/-8	2	0
Totals	37/26	73	68	141	31.0/-128	15/-88	45	3



(Above) Adam O'Connor records his first sack of the 2005 season, bringing down VMI quarterback Jonathan Willson in the third quarter Saturday.

(Left) Greg Kuehn drills his 49th-career field goal as time expires in the first half Saturday at VMI. Kuehn is one field goal shy of the Atlantic 10 career record held by Chris Onarato.

TRIBE HEAD COACH

JIMMYE LAYCOCK



Comments from Monday's Atlantic 10 football coaches conference call.

Comments on Saturday's 41-7 victory over VMI.

Well, we were glad to get a win. You always want to get that first win of the season. I

was pleased with our effort, and I thought we played hard. We competed against a very good VMI team. I thought our guys made plays, and we were able to run the football effectively. We had solid defense, and we had some plays in the kicking game. I think it was a solid all-around effort.

Comments on A10 Defensive Player of the Week [senior cornerback] Stephen Cason and A10 Rookie of the Week [redshirt freshman quarterback] Jake Phillips.

Stephen had two interceptions, one for a touchdown, but he could have had three. If [senior free safety] James Miller hadn't deflected a pass, Stephen would have picked off a third pass. [Cason] really played well, and he made a great run on that interception return for the touchdown. Jake got his first start at quarterback because [sophomore quarterback] Mike Potts was banged up [ankle injury]. Jake played very well. He ran the offense well, executed well and he made good decisions. For his first start, I thought he was fine.

With Phillips' performance on Saturday [17 for 21, 202 yards, TD], who will start at quarterback this weekend at Rhode Island?

Well, I don't know right now. We are going to evaluate as the week plays out and see what kind of shape Mike's ankle is in tonight. They'll both get work in practice, and we'll see how the week plays out.

Comments on the experience and play of the offensive line.

They have done a good job. We have been hit with some injuries, with [senior left guard] Ryan Lumm going down for the season [leg], and then [senior left guard] Matt Ridjaneck getting hurt Saturday. Ridjaneck will be out this week. We are banged up, but I think they've done an excellent job. [Senior] Pat Mulloy at center is playing very, very well, and I think he is the one who keeps them all together. He is the leader up front. I think overall our offensive line has really improved from last year. The line has become a complete offensive line, as opposed to just being solid

in pass protection like last season. The line has been able to move defenses around, and [junior running back] Elijah Brooks has run the ball well.

Comments on the passing game and the return of sophomore wide receiver Joe Nicholas.

Jake found the wide-outs that were open and did a fine job of getting them the ball. Having Joe back out there helped too because he understands our offense. Joe is a big target, so he is easy for our quarterback to see. He can make the tough catches. He made a couple of tough ones as he was getting hit on Saturday. He is a physical receiver and having him really helped us.

Comments on the running game and ball carriers other than starter Elijah Brooks.

We were able to play all of them [Redshirt freshman DeBrian Holmes, sophomore Tony Viola and junior Trevor McLaurin]. It's a situation where they all want to play, but they're not going to get a whole lot of reps. They're going to make the best of the time they're in. DeBrian Holmes made some great moves on the screen passes. I think Trevor McLaurin ran hard and busted some tackles. [McLaurin] probably had more broken tackles than anybody. Tony Viola had some great plays, including one nice long run. I think [the three] guys are practicing and preparing well. We are going to do what we can to rotate them all into the game.

Comments on this week's conference-opener at Rhode Island.

Well, last year we played them here [in Williamsburg], and they out-gained us and out-played us in a lot of respects. But, we were able to come out with a win. I'm not really sure how we did it. Rhode Island is a very physical team, and they present a problem with the option. They have [senior] Jayson Davis back, an experienced quarterback with the ability to run the option. For our defense to prepare for the option in one week is a tough task. They're on a roll at 2-0, and they're making things happen. I expect it to be a real tough game.

Comments on the Rhode Island defense.

They have a lot of people back, and I think they have about eight starters returning on defense. It's always tough for us to run the ball against them because they are so physical.

THE JIMMYE LAYCOCK ERA

(1980-present)

171-114-2 (Career Record)

Year	Record	Postseason
1980	2-9	
1981	5-6	
1982	3-8	
1983	6-5	
1984	6-5	
1985	7-4	
1986	9-3	NCAA Playoffs
1987	5-6	
1988	6-4-1	Epson Ivy Bowl
1989	8-3-1	NCAA Playoffs
1990	10-3	NCAA Playoffs
1991	5-6	
1992	9-2	Epson Ivy Bowl
1993	9-3	NCAA Playoffs
1994	8-3	
1995	7-4	
1996	10-3	NCAA Playoffs
1997	7-4	
1998	7-4	
1999	6-5	
2000	5-6	
2001	8-4	NCAA Playoffs
2002	6-5	
2003	5-5	
2004	11-3	NCAA Playoffs
2005	1-1	

Winning Seasons in Bold

LAYCOCK IN I-AA PLAYOFFS

1986	Delaware, 17-51 (L)
1989	Furman, 10-24 (L)
1990	Massachusetts, 38-0 (W)
	Central Florida, 38-52 (L)
1993	McNeese State, 28-34 (L)
1996	Jackson State, 45-6 (W)
	Northern Iowa, 35-38 (L)
2001	Appalachian State, 27-40 (L)
2004	Hampton, 42-35 (W)
	Delaware, 44-38 2 OT (W)
	James Madison, 34-48 (L)

LAYCOCK VS. THE ATLANTIC 10

Team	W	L	T
Delaware	11	14	0
Hofstra	2	1	0
James Madison	12	13	0
Maine	5	1	0
Massachusetts	4	5	0
New Hampshire	8	2	0
Northeastern	9	2	0
Rhode Island	9	1	0
Richmond	19	6	0
Towson	2	0	0
Villanova	9	5	1



2005 ATLANTIC 10 FINAL STANDINGS

SOUTH	A-10	Overall
Towson	0-0	2-0
Delaware	0-0	1-0
William and Mary	0-0	1-1
James Madison	0-0	1-1
Villanova	0-0	0-1
Richmond	0-1	0-2

NORTH	A-10	Overall
Massachusetts	1-0	1-1
Rhode Island	0-0	2-0
New Hampshire	0-0	1-0
Hofstra	0-0	1-0
Maine	0-0	1-1
Northeastern	0-0	0-2

AROUND THE ATLANTIC 10 THIS WEEK

Saturday, Sept. 17

***William and Mary at Rhode Island 12 PM**

*New Hampshire at Towson	3 PM
*Richmond at Maine	6 PM
Delaware State at James Madison	6 PM
Albany at Massachusetts	6 PM
*Northeastern at Villanova	7 PM
West Chester at Delaware	7 PM
Stony Brook at Hofstra	7 PM

*Atlantic 10 Conference Game

W&M'S ATLANTIC 10 RANKING

Total Offense	7th	414.0
Passing Offense	9th	203.0
Rushing Offense	4th	211.0
Scoring Offense	6th	32.5
Pass Efficiency	7th	133.9
Third-down Conversion	4th	47.8
Fourth-down Conversion	T-1st	1-1
Red Zone Offense	3rd	.889
Sacks Against	T-4th	2
Total Defense	7th	416.0
Passing Defense	8th	313.0
Rushing Defense	3rd	103.0
Scoring Defense	8th	36.0
Pass Defense Efficiency	9th	150.5
Sacks	6th	4
Turnover Margin	T-7th	-0.50
Punting	9th	30.1
Kickoff Returns	10th	19.4
Punt Returns	5th	12.3
Kickoff Coverage	10th	22.0
Penalties	4th	36.5
Field Goals	T-1st	1.00
PAT Kicking	T-1st	1.00
Time of Possession	4th	30:10

W&M INDIVIDUALS IN THE A-10 TOP 10

Rushing	Brooks	1st	121.5
Total Offense	Phillips	10th	133.5
Pass Efficiency	Potts	3rd	156.3
Punting	Pritchard	3rd	39.8
Scoring	Kuehn	7th	8.5
Scoring (Kick)	Kuehn	1st	8.5
Scoring (TDs)	Brooks	T-7th	6.0
All Purpose	Brooks	4th	137.5
Punt Return AVG	Lustig	3rd	12.3
FG AVG	Kuehn	2nd	1.50
PAT Pct.	Kuehn	T-1st	100.0
Interceptions	Cason	T-2nd	2
	Allen	T-5th	1
Tackles/Game	Rutter	4th	12.5
Sacks	Watson	3rd	2.5
	O'Connor	T-9th	1.0
Fumbles Forced	Watson	T-1st	1
Fumbles Recovered	Nickell	T-2nd	1
Passes Defended	Cason	T-1st	3

WILLIAM AND MARY GAME NOTES

Game 3 - at Rhode Island - Sept. 17, 2005

TEAM NOTES

With a Win Over URI, W&M Would ...

- Start the season with two wins in the first three games for only the third time in the last seven seasons. The last two times W&M has gone 2-1 to start a slate, it ended the year in the playoffs (2001 and 2004).
- Stand as the 10th win in the last 11 games vs. the Rams
- Be the fourth-straight win as part of the A10 Game of the Week package ... Last loss on the A10 Network came in 21-18 loss to Richmond in the last game of the 2000 season.
- Have won six of its last seven conference road games (only road conference loss last season was at Delaware, 31-28).
- Leave the program just three win shy of its 500th all-time.
- Bring the College into its home opener (Sept. 24 vs. Liberty) as a top 10 program for the first time since the 1997 season. That year saw the Tribe open the year by beating Hampton University 31-6 as the fourth ranked team in the nation.

Unprecedented Interest: While the Tribe's home opener is still over a week away, the William and Mary Athletics Department has broken the single-season record for season ticket sales. As of last Wednesday, Sept. 7th, the College has sold a total of 2,555 season tickets, surpassing the previous record of 2,532 set in 1971 (Lou Holtz's last season on campus). While the number is still expected to grow over the next two working weeks, the 2005 total is already 583 higher than last season's total sales of 1,972.

Did You Know?: William and Mary will open up its conference schedule on the road for the 10th consecutive year. The Tribe hasn't hosted its conference opener since bringing James Madison to Williamsburg in 1995.

Fun with Numbers: With the assumption being made that every season W&M has had a 50% chance of hosting its first conference game ... the chances of the Tribe being on the road for the span of 10-straight years is .089%, or less than one in 1,000.

All's Well that Starts Well: Since starting conference play 12 years ago, William and Mary has fashioned a 6-6 record in league openers. In the six seasons the Tribe has won its first conference game, the team has averaged better than eight wins in the

campaign (8.8). In the six years the College has lost its conference opener, it averaged just six wins.

Kicking Off in Kingston: While on the subject of conference openers, no place has hosted more for the College than the University of Rhode Island, including Williamsburg's Zable Stadium. Since joining the conference in 1993, the Tribe has opened at URI three times (with 2005 being the fourth). W&M has played at home to start the slate only two times.

But, to this point, the Rams hospitality has been more than accommodating, as William and Mary is 3-0 in those games.

Did You Know?: Over the last 10 meetings with URI, William and Mary has averaged 29.8 pts/game vs. Rhode Island. The fewest points the Tribe has put on the board is 21 in the 1998 conference opener, in which the Tribe pulled out a hard-fought 21-13 win.

Closing in on a Century of Excellence: The game Saturday will mark William and Mary Head Coach Jimmie Laycock's 99th career league game. Laycock is currently in fourth on the league's all-time wins listing with 65. He trails only Villanova's Andy Tally career total of 81 wins (accumulated in 139 career games) among active coaches.

Hard to Believe: Looking at the difference in total offensive yards from Saturday's win at VMI (W&M 469, VMI 280) and the fact each time ran the same number of plays, its hard to believe that the time possession was nearly identical, as the Tribe held only a four-second advantage (30:02 - 29:58).

Frequently Asked Question: If a general poll of the most commonly asked question that comes into the W&M Sports Information Department were taken, one that would surely emerge in the top three would be:

"What is next year's Division I-A game?"

Well, for those inquiring minds, here for the first time is the College's tentative I-A slate going out for the next six seasons:

- 2006 - Maryland
- 2007 - Virginia Tech
- 2008 - NC State
- 2009 - Virginia
- 2010 - North Carolina
- 2011 - Virginia

OFFENSIVE NOTES

Keen on Kuehn: By hitting on all five extra points and both field goal attempts (of 26 and 36 yards) in the team's 41-7 win at Virginia Military Institute, All-American place-kicker Greg Kuehn is already in mid-season form.

As the reigning A10 Special Teams Player of the Year, Kuehn has not disappointed in the early going of the 2005 season, as he has been true on all 11 of his placement kicks thus far (three field goals, eight extra points).

Kuehn has been strikingly consistent in his three-previous years as the team's starting place-kicker, as he has never hit on less than 67% of his field goal attempts in any single season. He has a career conversion rate of 69%.

His conversion rate on extra points is even more impressive, as he has knocked through 97% of his career attempts (123 of 127), including 109 of the last 110.

The 6-3, 200-pound native of Potomac Falls, VA already has secured his legacy as one of the program's premier special team's performers, and has several career records, both school and conference, within his grasp. The following is a look at just a few:

- Kuehn currently has 278 career points, just one point shy of tying Steve Christie's school career record of 279, set between

the 1985-89 seasons.

- He already is the A10's all-time leader in points by a kicker, surpassing former Tribe great Brian Shallcross, who amassed 272 points between the 1994-97 seasons. (Note that the Tribe was not in a league during Christie's playing career)

- He sits just one career field goal from breaking Chris Onorato's (Hofstra) conference record of 50. His second of two field goals on Saturday, vs. VMI, moved him into sole possession of second-place, past Shallcross' career total of 48. He trails Christie's school record of 57 by eight.

- With eight extra-points already this season, he moved his career total to 131 and has passed current Villanova place-kicker Adam Jones into seventh-place on the league's all-time charts in that category. His fourth extra-point vs. VMI moved him past Shallcross and into first place on the Tribe's career PAT listings.

- He already is the College's career record holder for consecutive extra points, as he had run up 99-straight PATs without a miss until hitting the upright in the team's NCAA Quarterfinal win over Delaware. He has not missed an extra point in regular season play since the seventh game of the 2002 season (at Northeastern), a total of 92-straight.

Did You Know?: That Greg Kuehn has the chance to become the first place-kicker in the history of the A10 Conference to



A10 PREDICTED ORDER OF FINISH

NORTHERN	SOUTHERN
1. Massachusetts (12)	1. James Madison (16)
New Hampshire (14)	2. Delaware (6)
3. Hofstra (4)	3. William & Mary (6)
4. Maine	4. Villanova (2)
5. Northeastern	5. Richmond
6. Rhode Island	6. Towson

(first place votes)

LAST WEEK'S RESULTS

William and Mary 41, VMI 7
 Delaware 34, Lehigh 33 (OT)
 Hofstra 36, Albany 7
 Coastal Carolina 31, James Madison 27
 Maine 28, William Penn 0
 Colgate 17, Massachusetts 14
 Youngstown State 35, Northeastern 14
 Rhode Island 56, Central Connecticut State 10
 Towson 70, Lock Haven 0
 Rutgers 38, Villanova 6

LAST WEEK'S A10 PLAYERS OF THE WEEK

OFFENSE: Omar Cuff, UD, RB

DEFENSE: **Stephen Cason, W&M, DB**

SPECIAL TEAMS: Justin Anselmo, URI, LB

Michael Bland, URI, DB

ROOKIE: **Jake Phillips, W&M, QB**

A10 IN THE NATIONAL POLLS - (SEPT. 5)

Sports Network	ESPN/USA Today (Pre)
1. James Madison	1. James Madison
7. New Hampshire	8. New Hampshire
10. Delaware	9. William and Mary
11. William & Mary	10. Delaware
15. Massachusetts	16. Massachusetts
24. Hofstra	

TOP 10 CAREER A-10 COACHING VICTORIES

1. Bill Bowes (UNH, 1972-98)	97
2. "Tubby" Raymond (UD, 1966-01)	89
3. Andy Talley (VU, 1985-)	81
4. Jimmie Laycock (W&M, 1993-)	65
5. Jim Reid (UMass, 1986-91, UR, 95-03)	61
6. Jack Cosgrove (UM, 1993-)	43
7. Tom Jackson (UC, 1983-93)	42
8. Hal Westerman (UM, 1951-66)	41
Vic Fusia (UMass, 1961-70)	41
10. Bob Griffin (URI, 1976-92)	37

Active Coaches in Bold

ALL-TIME CONFERENCE STANDINGS

(Through 9/10)

Team	Conf. Record	Pct.
Delaware	108-45-0	.706
William & Mary	65-33-0	.663
Massachusetts	202-118-4	.630
Villanova	81-58-0	.583
<i>Connecticut</i>	<i>158-115-10</i>	<i>.576</i>
James Madison	51-48-0	.515
New Hampshire	163-161-10	.503
Hofstra	16-19-0	.457
<i>Boston U.</i>	<i>143-177-7</i>	<i>.448</i>
Maine	146-182-7	.446
Northeastern	40-59-0	.404
Richmond	60-94-0	.390
Rhode Island	118-214-7	.358
<i>Vermont</i>	<i>27-63-2</i>	<i>.304</i>
Towson	0-8-0	.000

Former members in italics

THE LAST MEETING

#16 William and Mary 31, Rhode Island 24

WILLIAMSBURG (10/16/04) - All-American candidate, senior quarterback Lang Campbell threw a pair of first-quarter TD passes to sophomore tight end Matt Trinkle and later rushed for another score, as the 16th-ranked Tribe held off Rhode Island, 31-24, in front of Homecoming crowd of 8,774 at Zable Stadium.

With the game tied at 24-24, sophomore tailback Elijah Brooks plowed into the end zone from two yards out with just over eight minutes remaining for the decisive points. Brooks led the Tribe ground attack with 54 yards on 12 carries, while senior Jon Smith surpassed the 2,000-yard mark for his career (2,027) with 36 yards on 13 attempts.

Campbell completed 20-of-27 passes for 192 yards, and Trinkle recorded a career-high seven catches for a personal-best 51 yards. With two TD passes, Campbell moved into seventh place on the W&M career list (31), while also moving into seventh place on the W&M career passing yardage list (4,074).

Junior linebacker Thad Wheeler registered a career-high 16 tackles filling in for starter Travis McLaurin, who was hampered by a knee injury suffered on the first URI series. Fellow linebacker Chris Ndubueze made 14 total stops, and junior safety James Miller was in on 13 total tackles to give the Tribe three players in double-digit tackles.

With the win, W&M won its fifth consecutive game overall and its seventh-straight conference game dating back to last season. It was also the Tribe's eighth consecutive win over a Division I-AA opponent, dating back to 2003.

	1	2	3	4	Final
Rhode Island	7	3	7	7	24
#16 William & Mary	14	3	7	7	31

Scoring Summary

Qtr	Team	Score	Time
1st	URI	Hill 52 pass from Davis (Giannecchini kick)	12:18
	W&M	Trinkle 3 pass from Campbell (Kuehn kick)	6:03
	W&M	Trinkle 3 pass from Campbell (Kuehn kick)	0:07
2nd	URI	FG Giannecchini 29	6:21
	W&M	FG Kuehn 28	0:04
3rd	URI	Davis 6 run (Giannecchini kick)	11:45
	W&M	Campbell 4 run (Kuehn kick)	6:54
4th	URI	Davis 1 run (Giannecchini kick)	12:19
	W&M	Brooks 2 run (Kuehn kick)	8:09



Matt Trinkle caught a pair of touchdown passes in the Homecoming victory over Rhode Island in 2004.

MEDIA CENTER

ATLANTIC 10 TELEVISION NETWORK

Saturday's game at URI will be televised on the A10 TV Network with Bob Picozzi and Scott Brunner calling the action. Here is a listing of A10 TV Network carriers and their corresponding markets. Check your local listings for broadcast information in these areas.

Station	Markets
CSN PA	Southeast PA, NJ, DE
CSN West	Sacramento, CA
CSN Mid-Atlantic	South of D.C.
MSG	NY, NJ, Southern CT
Fox College Sports	National
Cox 3	Rhode Island
WGSR	Winston-Salem, NC
WRWB	Rochester, NY
NESN	MA, CT, RI, VT, NH, ME
Time Syracuse	Syracuse, NY
WRCX	Dayton, OH
CSTV	National

WILLIAM AND MARY ON THE RADIO

Stretching over 150 miles across Virginia, the William and Mary radio network is the gateway to all of the Tribe's football action over the air. Veteran broadcast team Jay Colley (play-by-play) and Bob Sheeran (color) will once again relay the excitement of Tribe football over the airways on Saturdays. In addition to your local stations, all Tribe football and men's basketball games can be heard via the W&M athletics web site, www.TribeAthletics.com.

W&M Radio Network Affiliates

WMBG	740 AM	Williamsburg
WSRV	92.3 FM	Williamsburg
WBRG	1050 AM	Lynchburg
WTOX	1480 AM	Richmond

You can also catch head coach Jimmie Laycock each Tuesday morning from 7:40 a.m. to 8:00 a.m. on Mornings with Big Al on Richmond's WXGI ESPN 950 AM.

A-10 COACHES CONFERENCE CALL

Every Monday, the A-10 will conduct a teleconference from 10 a.m.-12:10 p.m. (eastern time) with each of its head football coaches. Each coach will have a ten-minute slot to discuss his team and answer questions from the media. Members of the media are strongly encouraged to participate. For the access number, call Pete Clawson (757) 221-3369.

W&M WEEKLY PRESS CONFERENCE

A press conference with head coach Jimmie Laycock will be held Tuesday's prior to a Saturday game at noon at the Hospitality House in Williamsburg. Interviews with players will follow the luncheon. Please confirm your attendance with Pete Clawson at least 24 hours in advance at (757) 221-3369 or pmclaw@wm.edu.

A-10 PRESS BOX PHONE NUMBERS

(Home teams only 9/17)

Delaware	302-831-6199/302-831-2186
Hofstra	516-463-5247
James Madison	540-568-6521
Maine	207-581-1049
Massachusetts	413-545-3550
Rhode Island	401-874-4616
Towson	410-704-3102
Villanova	610-519-5290

earn all-conference recognition in all four seasons of his career. Only six players at any position have accomplished the feat since 1995.

Rushing Ahead: Junior tailback Elijah Brooks followed a stellar, season-opening 28-carry, 149-yard effort vs. Marshall University with an equally impressive 18 rush, 94-yard afternoon at VMI. The performance pushed his season total to a league-high 243 yards and his average of 121.5 yds/game also leads the conference.

Much like his bruising performance vs. Marshall, Brooks did the majority of his damage between the tackles vs. the Keydets, running behind the excellent blocking of senior center Pat Mulloy, who earned the team's Offensive Player of the Game honors for his efforts. Brooks scored his first rushing TD on the young season with a six-yard rumble in the third quarter.

His 243 rushing yards in two games accounts for nearly 35% of his entire 14 game total in 2004 (661 yards).

Staying Strong: Despite losing starting right guard Ryan Lumm for the year in the season opener vs. Marshall, the Tribe's offensive front of Mulloy, seniors Mike Grenz (T) and Matt Ridjaneck (G), junior guard Cody Morris and sophomore tackle Brad Stewart took control of the line of scrimmage early in the contest Saturday vs. VMI. The Tribe commanded the clock as well, as it held nearly a seven minute advantage in time of possession in the first quarter (10:52/4:08) and ran for 109 yards on just 19 attempts.

The squad ended with 267 rushing yards and has now powered out 422 rushing yards on the season. It wasn't until the eighth and ninth games of last season that the College churned out consecutive 150-yard efforts.

Did You Know?: William and Mary has had four different players score via the ground in the first two games of 2005. It went the entire 14 game 2004 schedule with only three players finding paydirt (graduated seniors Jon Smith, TB: 15; and Lang Campbell, QB: 8; and Brooks, 5) on the ground.

We Got Your Back(s): Coming into the 2005 season, Tribe running backs coach Steven Jerry knew that he had a large stable of talent at his disposal. Brooks has been the headliner, as expected, but the competition for the No. 2 position has carried into the season. While Brooks carried the majority of the load in the season



Junior Trevor McLaurin rushed for 53 yards on seven carries Saturday at VMI. He scored on a 1-yard TD run in the fourth quarter.

opener at Marshall, VMI got to experience just how much depth the Tribe has at the featured position this past Saturday, as four backs made significant contributions.

The following is a quick thumbnail look at what proved to be a standard setting afternoon for the Tribe reserves:

- Sophomore Tony Viola: Set career highs in yards (65) and carries (10) Nearly equaled his entire 2004 output (12 carries for 72 yards).
- Junior Trevor McLaurin: Had a bruising 53 yards on seven carries ... Scored his first touchdown since the last game of the 2003 season (at Richmond) on a one-yard run in the fourth quarter ... The game was a redemption of sorts, as he sustained a knee injury vs. VMI in the third game of last year that cost him the remainder of his '04 season.
- Redshirt Freshman DeBrian Holmes: Recorded his first career touches and ended the game with 28 yards on six carries and added an additional 28 yards on three catches ... Scored his first career touchdown on a slick 18-yard catch and run in the fourth quarter.

Possible First?: In the 12 years the Tribe has been affiliated with the A10 Conference, no Tribe back as won the league's rushing title. William and Mary has had at least one player lead the league in passing, receiving, scoring, interceptions, punt returns and pass efficiency.

Out of Character: The Tribe has committed five turnovers in the first two games, which was almost the entire total for the 2004 season (when the school recorded

an NCAA record-low seven miscues in 11 games). William and Mary went the entire 11-game regular season schedule without committing two turnovers in the same game.

Passing Fancy: With week one starter Mike Potts on the bench nursing an ankle injury, redshirt freshman Jake Phillips had the opportunity to make his first collegiate start. The athletic 6-3, 208 pound native of Bath County, VA played in front of a large contingent of hometown fans that made the short 20-mile journey east to Lexington and did not disappoint. Phillips looked to have the command of a veteran, as he completed 17 of his 21 attempts for 202 yards and a score.

The following is a quick glance at his afternoon's achievements:

- 10 of his 17 completions were for first downs
- Scored his first career TD on a one-yard plunge on a fourth and goal from the VMI one-yard line, putting an exclamation point on the Tribe's game-opening 14-play, 87-yard drive.
- Helped lead the team to four TDs and one field goal in five red zone opportunities.
- Ended the first half by running the two minute drill to near perfection. Led team on a six-play, 53-yard scoring drive in just 73 seconds by completing two of three pass attempts for 33 yards and running for an additional 18 yards on two carries. Kuehn made the drive count on the scoreboard, as he was true on a 39-yard attempt as the gun sounded the end of the half.
- Showed excellent vision in the pocket, as he moved the ball around to eight dif-



Redshirt freshman DeBrian Holmes scored his first-career touchdown Saturday on a 19-yard reception in the fourth quarter.

ferent receivers.


- First career TD pass came on a slick fourth-quarter 19-yard connection with DeBrian Holmes.
- Ended the game with four carries for 19 yards and no sacks.

Notable Firsts: The following are some interesting firsts that took place in the Tribe's season opener at Marshall:

- Sophomore QB Mike Potts made his first collegiate start.
- Redshirt freshman WR Joe Marianacci made his first career catch (nine-yard reception in the third quarter)
- True freshmen D.J. McAulay (WR) and Mike Pigram (LB) saw action making them the first true freshman to see game action for the College since current all-conference guard Cody Morris played in the first game of the 2003 season (at Western Michigan).
- Redshirt freshman Josh Rutter (linebacker) and Marianacci (WR) each made starts in their first game of collegiate action. The last Tribe player to start in the first game he played was current corner Richard Riley, opened the 2003 season as the first-team corner vs. Western Michigan.
- Redshirt freshman safety Kevin Allen recorded the first interception of his career in the second quarter. The turnover led to a Tribe touchdown.
- Sophomore tailback Tony Viola scored his first collegiate touchdown on his first collegiate reception. His catch put the Tribe up by a point midway through the third quarter (24-23). Fullback Matt Otey and wide receiver John Taylor each accomplished the feat last season.
- Sophomore punter Blair Pritchard did a solid job in his first action as a punter, averaging 40.0 yds/att on his four efforts at Marshall. Junior Corey Davis also attempted his first two career punts and averaged 32.0.

A Tradition of Quarterbacks: Longevity isn't the only measure of success for the Tribe's QBs, as since joining the Atlantic 10 Football conference in 1993, a William and Mary quarterback has earned some variety of all-conference honor in nine of the 12 seasons, including each the last seven-straight campaigns.

Going hand-in-hand with the post-season honors is the fact that in seven of the 12 seasons in league play, a Tribe QB has turned in the conference's top QB efficiency rating.



Redshirt freshman quarterback Jake Phillips was named A10 Rookie of the Week after throwing for 202 yards and a touchdown Saturday at VMI.

DEFENSIVE NOTES

Halftime Adjustments: Based on the Tribe's first two contests of the 2005 season, it's safe to say first-year defensive coordinator Matt McLeod is a master of halftime adjustments because the W&M defense has flat out shut down its first two opponents in the third quarter.

In the season-opener at Division I-A Marshall, the Thundering Herd had two offensive possessions in the third quarter that resulted in a grand total of eight yards. After W&M pulled to within 23-17 with a touchdown on the opening drive of the second half, the defense forced Marshall to punt after three plays gained three yards.

W&M took a 24-23 advantage on its ensuing series, and with the momentum now clearly swinging in the Green and Gold's favor, the defense maintained the pressure. Marshall quarterback Bernie Morris started the next Herd drive with two incomplete passes and on third down dropped back to pass again, but Tribe senior defensive end Jonas Watson caught Morris behind the line of scrimmage and jarred the ball loose, resulting in a sack and forced fumble that was recovered by junior linebacker Ryan Nickell.

Unfortunately, W&M would turn it back over on the resulting possession, with Marshall returning a fumble 70 yards for a go-ahead touchdown which ultimately led to a 36-24 victory.

Last week at VMI, the Keydets had many more opportunities in the third quarter, and more success moving the ball, but failed to crack the scoreboard. With the Tribe leading 20-7 at the half, VMI had an opportunity to get back in the game,

**SPORTS NETWORK I-AA TOP 25
SEPTEMBER 12, 2005**

Team (First Place Votes)	2005 Record	PR
1. Southern Illinois (79)	2-0	4
2. Western Kentucky (4)	2-0	8
3. New Hampshire (5)	1-0	7
4. Montana (8)	1-1	3
5. Eastern Washington (10)	0-1	6
6. Delaware (4)	1-0	10
7. William and Mary (1)	1-1	11
8. James Madison	1-1	1
9. Northern Iowa (1)	2-0	12
10. Furman	1-1	2
11. Montana State (1)	1-1	16
12. North Dakota State (1)	2-0	20
13. Hampton	2-0	13
14. Georgia Southern	1-1	5
15. Northwestern State	1-1	9
16. Lehigh	1-1	14
17. Coastal Carolina (1)	2-0	NR
18. Cal Poly	1-1	19
19. Harvard (1)	0-0	18
20. Texas State	2-0	23
21. McNeese State (1)	1-0	NR
22. Western Carolina	2-0	NR
23. Hofstra	1-0	24
24. Sam Houston State	1-1	17
25. Massachusetts	1-1	15

**ESPN/USA TODAY I-AA TOP 25
SEPTEMBER 12, 2005**

Team (First Place Votes)	2005 Record	PR
1. Southern Illinois (37)	2-0	5
2. Western Kentucky (6)	2-0	7
3. Eastern Washington (4)	0-1	4
4. New Hampshire	1-0	8
5. Montana (2)	1-1	3
6. Delaware (2)	1-0	10
7. William and Mary	1-1	9
8. James Madison	1-1	1
9. Northern Iowa	2-0	12
10. Furman (1)	1-1	2
11. Montana State	1-1	18
12. Hampton	2-0	13
13. North Dakota State	2-0	22
14. Georgia Southern	1-1	6
15. Coastal Carolina	2-0	NR
16. Northwestern State	1-1	11
17. Lehigh	1-1	14
Cal Poly	1-1	17
19. Harvard	0-0	20
20. Texas State	2-0	NR
21. Western Carolina	2-0	NR
22. McNeese State	1-0	NR
23. Sam Houston State	1-1	15
24. Hofstra	1-0	NR
25. South Carolina State	2-0	24

W&M IN THE RANKINGS IN 2005

Week	Sports Network	ESPN-USA Today
Pre.	9	9
Sept. 5	11	--
Sept. 12	7	7
Sept. 19		
Sept. 26		
Oct. 3		
Oct. 10		
Oct. 17		
Oct. 24		
Oct. 31		
Nov. 7		
Nov. 14		
Nov. 21		
Final		

and the Keydets appeared headed in that direction with a nine-play, 31-yard march into W&M territory. But after a pair of incomplete passes and a 1-yard run by VMI quarterback Jonathan Wilson, the Keydets faced a fourth-and-nine at the Tribe 32. On fourth down, Wilson went to pass but was dropped by senior All-American defensive end Adam O'Connor for an 8-yard loss and a turnover on downs.

VMI's next three possessions in the third quarter all resulted in punts, including one three-and-out. Despite controlling the ball for over 12 minutes of the third quarter, VMI gained only 75 yards on 25 plays.

Here is a closer look at the Tribe's opponent's third-quarter drives:

Team	Plays-Yards	Time	Result
MU	3-3	1:38	Punt
MU	3-5	0:17	Fumble
VMI	9-31	2:29	Downs
VMI	7-34	3:44	Punt
VMI	3-2	1:37	Punt
VMI	6-8	3:22	Punt

On that Note: Continuing on the second-half play of the Tribe defense, the unit's performance in the fourth quarters of each game has been solid as well. In fact, W&M has surrendered only one offensive touchdown in 30 minutes of second-half football this season. That number could be seriously test this week, as URI has done most of its damage in its first two games in the second half. The Rams have scored 57 of its 90 points this after halftime, including a 35-spot on Central Connecticut State last week.

Road Block: With eight returning starters, the makeup of the Tribe defense is very similar to 2004 edition. And, although its first two opponents this season were different, one of the major improvements on the defensive side has been against the run. In the Tribe's 2004 season-opener alone, UNC gained 341 rushing yards, an average of 7.6 yards per attempt, had a pair of 100-yard rushers and scored five rushing touchdowns. In the 2005 opener at Marshall, W&M surrendered only 103 rushing yards on 30 attempts, an average of 3.4 yards per carry and yielded one rushing score.

The success continued last week at VMI, as the Keydets managed a net of 110 rushing yards on 37 attempts, an average of 3.0 yards per tote. Through two games, the Tribe has allowed 213 rushing yards, 3.2 yards per attempt and just one rushing touchdown, compared to 464 rushing yards, 5.3 yards per attempt and six rushing touchdowns in 2004.



Senior defensive end Jonas Watson has recorded 2.5 sacks and forced a fumble in the Tribe's first two games this season.

Again, these numbers will be put to the test on Saturday against URI, as the Rams bring the league's top rushing offense into the contest, averaging 335.0 yards per game with their option attack.

Here is a look at the Tribe's run defense through its first two games this season, against last season:

Stat	2005	2004
Rush Att.	67	87
Rush Yards	213	464
Yds/Att.	5.3	3.2
Rushing TDs	1	6

Added Bonus: The Tribe defense provided some scoring of its own on Saturday with senior corner Stephen Cason's 57-yard interception return for a touchdown in the second quarter. It wasn't that long ago when Cason scored the Tribe's last defensive touchdown, as he returned a pick 62 yards for a score last season against Delaware in the quarterfinals of the NCAA I-AA Championship. That is certainly a trend McLeod and the W&M faithful would welcome, as one would have had to go all the way back to the 2003 season finale, when James Miller returned an interception for a touchdown against Richmond, to find the last Tribe defensive touchdown before Cason's score against the Blue Hens last year. Here is a quick look at the Tribe's last five defensive touchdowns:

Date	Opp.	Score
9/10/05	VMI	S. Cason 57-yard INT return
12/10/04	UD*	S. Cason 62-yard INT return
11/22/03	UR	J. Miller 77-yard INT return
10/25/03	URI	A. O'Connor fumble recovery in the end zone
10/12/02	Hofstra	B. Parker 26-yard INT return

Take It Away: With Cason's two interceptions Saturday at VMI, the Tribe has now forced four turnovers in its two games, the same number of turnovers W&M had caused through two games last season. The difference, however, is all four turnovers through two games last season came in the opener at UNC, as the Tribe recovered three fumbles and intercepted one pass against the Tar Heels. In the 2005 opener, W&M recovered a fumble and recorded an interception in the loss at Marshall.

O'Connor on the Board: Senior All-American defensive end Adam O'Connor, who led the Tribe and ranked second in the Atlantic 10 with eight sacks in 2004, recorded his first sack of the season on Saturday at VMI. With VMI facing a fourth-and-nine at the Tribe 32 on the opening of the second half, O'Connor killed the drive with his first sack, resulting in a turnover on downs for the Keydets. Trailing 20-7, VMI had covered 40 yards on nine plays and threatened to climb back into the contest, before O'Connor dropped Keydets' quarterback Jonathan Wilson for an 8-yard loss. O'Connor finished with four total tackles, including another assisted TFL.

In 2004, O'Connor gained Third Team All-America honors and was named a pre-season all-league pick over the summer. The Greensboro, N.C. native finished the 2004 campaign with 53 total tackles, 15.5 TFLs, which ranked fifth in the A10, nine quarterback hurries, two pass breakups, a forced fumble and a fumble recovery. His eight sacks are the most by a Tribe player since Luke Cullinane pulled down a school-record 12 quarterbacks in 1996.

Dynamite Debut: Redshirt freshman linebacker Josh Rutter continued the impressive start to his collegiate career on Saturday, leading the Tribe in tackles for the second-straight week with nine total stops. Rutter, the starter at weak-side linebacker, made four solo tackles against the Keydets and was credited with one TFL. He ranks fourth in the A10 in tackles per game, averaging 12.5 stops through the Tribe's first two games.

In his first career start last week at Marshall, Rutter recorded a game-high 16 total tackles, four of which were solos. Rutter was also named the coaching staff's special teams player of the week for his work on kick coverage, which included four total tackles.

Emerging Star: Senior defensive end Jonas Watson has taken advantage of an increased number of snaps in the Tribe's first two games, and the 6-2, 228-speedster

has responded with at least one sack in each contest. On Saturday, Watson ended the Keydets' second offensive possession with his second sack of the season, resulting in a 7-yard loss and a three-and-out. Watson later added an assisted sack, as he and sophomore tackle Brandon Pugh combined to take down VMI quarterback Jonathan Wilson in the second half. Watson also played a key role in stuffing the VMI running attack, registering eight total tackles in the contest, including the 1.5 sacks.

In the opener at Marshall, Watson chased down Herd quarterback Bernie Morris from behind in the third quarter and forced a fumble that was recovered by Ryan Nickell at the Marshall 34-yard line. The hit occurred behind the line of scrimmage, so Watson was also credited with a sack and TFL, the unit's first of the season.

The impressive start has not been unexpected, as Watson registered 6.5 sacks in 2004, which stood as the seventh-best total in the A10. Watson totalled 9.5 TFLs on the campaign, the third-best tally on the team, recovered a fumble and added four quarterback hurries.

Youth Movement: Although the Tribe returned a stable of veteran starters and reserves, several youngsters, in addition to Rutter, have had an impact through the first two games. On Saturday at VMI, red-shirt freshman defensive back Derek Cox recorded three solo tackles and blocked a punt in the third quarter. It was the Tribe's first blocked punt since the Homecoming win over Rhode Island in 2004. Redshirt freshman defensive tackle Josh Larkins registered a career-high seven total tackles, including one TFL, while sophomore tackle Brandon Pugh finished with two total stops and a half-sack. True freshman linebacker Michael Pirgram saw action for the second-straight week and made three total tackles. Last week in the opener at Marshall, redshirt freshman safety Kevin Allen recorded an interception in his first-career game, while Pirgram was in on three tackles.

Take Two: Senior all-conference corner Stephen Cason was named the A10 Defensive Player of the Week on Sunday after intercepting a pair of passes in the Tribe's win at VMI.

Cason intercepted VMI quarterback Jonathan Wilson at the Tribe 2-yard line on the Keydets' first possession of the game, preserving a 7-0 lead at the time. On VMI's third series, Cason picked off Wilson again at the W&M 43 and raced 57 yards for a touchdown to give the Tribe a 17-0 lead in



Senior corner Stephen Cason scores his second-career defensive touchdown on a 57-yard interception return Saturday at VMI.

the second quarter.

The picks were the fifth and sixth of Cason's career, while the touchdown was his second-career interception return for a score, with the first coming in W&M's NCAA Quarterfinal victory over Delaware in 2004. Cason added seven total tackles, including five solos, in the victory Saturday.

After missing the entire 2003 season rehabbing a career-threatening neck injury, Cason rebounded to grab second team all-league accolades in 2004 on the strength of 74 total tackles, 7.5 TFLs and 2.5 sacks.

Cason turned in perhaps the biggest play of the season in the quarterfinal win over Delaware on Dec. 4, intercepting UD quarterback Sonny Riccio on the first play of the fourth quarter and racing 62 yards for a touchdown. The score cut the Tribe's deficit to 31-17, and W&M went on to force overtime and ultimately prevail in two extra frames.



IN THE SPOTLIGHT: ADAM BRATTON SR., TE

Hometown: Williamsport, PA

Have you been to a Little League World Series?: All the time ... It was the thing to do up there.

Did you ever dream of playing in one?: I've never played a day of baseball in my life.

Who do you live with?: Lumm, Ridjaneck, TJ O'Neal and John Taylor

Who does all the cleaning?: Definitely Ridjaneck and myself.

What is your favorite show?: King of Queens

Favorite modern invention: Internet

What song has been played most on your iPod?: Dead Cell, Papa Roach

Favorite Artist: Breaking Benjamin

Last book you've read: Just finished *Angels and Demons* and the *DeVinci Code* (Dan Brown)

Favorite summer job: Worked a basketball camp, counseling five and six year olds

Worst summer job: Working at a lumber yard during the Williamsburg summer heat.

What job are you least likely to take upon graduation?: Information Technology.

What job are you hoping to have?: Opening and owning a gym.

Who was your favorite athlete when you were a kid?: Ken Griffey, Jr.

Favorite sport to watch, other than football: College basketball

Sport you are best at, other than football: Basketball

Who keeps things relaxed in the locker room?: Either Travis McLaurin, or Matt Trinkle. Matt's one liners are always good for a laugh.

Which teammate could play a sport, other than football at the College level?: Matt Trinkle, basketball

What was the hardest class you've taken at William and Mary?: Believe it or not, it was my freshman seminar ... Environmental Business Law and Regulation

Favorite Class: Motor Learning with Dr. Cole.

What is your favorite part of playing football at William and Mary: Being able to cut lose on the field

What is your pregame routine?: Put towel over my head and listen to SlipKnot

What one moment sticks out from last season?: Playing under the lights ... and the idea that the students were going to rush the field and tear the goal posts down.

Who is the best dressed player on the team?: Pat Mulloy

Which teammate will have the most interesting job, 10 years from today?: Josh Wright, I am certain 10 years from now he will be a very different person doing something nobody would expect. What that will be, I don't know, but it'll be interesting.

Do you have a pre-test ritual?: Pray.

When you are taking an essay test, which do you prefer, pen or pencil?: I go with a blue pen.

What was the last thing you've made from scratch?: A birthday cake for my friend.

What is your best skill off the football field?: Bocce' ball

Who was the toughest player to face in practice everyday?: Chris Stahl.

What is one thing people would be surprised to find out about you?: I've never gone trick-or-treating - because I am usually celebrating my birthday.

THE TRIBE IN 2005

Overall: 1-1
 At home: 0-0
 Away: 1-1
 On grass: 1-0
 On turf: 0-1

A-10 overall: 0-0
 A-10 home: 0-0
 A-10 road: 0-0

By Month:

September: 1-1
 October: 0-0
 November: 0-0
 December: 0-0

When scoring first 1-0
 When opponent scores first 0-1
 When scoring 20+ points 1-1
 When scoring less than 20 points 0-0
 When leading at half 1-0
 When trailing at half 0-1
 When tied at half 0-0
 When leading after 3 qtrs 1-0
 When trailing after 3 qtrs 0-1
 When tied after 3 qtrs 0-0
 When out-passing opponent 1-0
 When out-rushing opponent 1-1
 When out-gaining opp. (total off.) 1-0
 When out-gained by opp 0-1
 With 35+ passing attempts 0-1
 With less than 35 passing attempts 1-0
 With 30+ rushing attempts 1-1
 With less than 30 rush attempts 0-0
 When leading TOP 1-1
 When trailing TOP 0-0
 With an individual 100-yd rusher 0-1
 With an individual 200-yd passer 1-0
 With an individual 100-yd receiver 1-0
 With opponent 100-yd rusher 0-0
 With opponent 200-yd passer 0-1
 With opponent 100-yd receiver 0-1
 When leading turnover ratio 1-0
 When trailing turnover ratio 0-1



Senior Adam Bratton had this one catch for 26 yards Saturday at VMI. Bratton has four catches for 90 yards this season.

2005 WILLIAM AND MARY ALPHABETICAL ROSTER

No.	Name	Cl.	Pos.	Ht.	Wt.	High School	Hometown
41	Alexander, Sheldon	Fr.	WR	6-1	200	Woodberry Forest	Gordonsville, VA
36	Allen, Kevin	RF	DB	6-2	195	Highland Springs	Richmond, VA
16	Archer, R.J.	Fr.	QB	6-2	198	Albemarle	Earlsville, VA
86	Atchison, Andrew	So.	TE	6-7	235	Albemarle	Charlottesville, VA
64	Bowles, Jason	So.	DL	6-1	228	Phoebus	Hampton, VA
88	Boykin, Obie	RF	DB	6-3	190	Surry County	Williamsburg, VA
40	Bratton, Adam	Sr.	TE	6-4	250	Montoursville	Montoursville, PA
9	Brooks, Elijah	Jr.	RB	5-9	210	DeMatha	Largo, MD
6	Burrow, Brandon	So.	DB	5-11	180	Colonial Heights	Colonial Heights, VA
49	Bynum, Raphael	Fr.	FB/LB	5-9	230	North Stafford	Stafford, VA
31a	Canty, Major	Fr.	RB			Tennessee	Bristol, TN
22	Cason, Stephen	Sr.	DB	6-0	210	James River	Richmond, VA
67	Cochran, Brent	So.	OL	6-5	300	South Lakes	Reston, VA
32	Coley, Delmus	Jr.	RB	5-8	195	Floyd Kellam	Virginia Beach, VA
37	Cox, Derek	RF	DB	6-1	185	J.H. Rose	Winterville, NC
15	Davis, Corey	Jr.	P/WR	6-1	195	Deep Creek	Chesapeake, VA
45	Falbo, Graham	So.	FB	6-0	250	Westfield	Centreville, VA
60	Ferebee, Melvin	Fr.	DL	6-1	240	Hampton Roads Academy	Hampton, VA
73	Ferrante, John	Fr.	OL	6-6	305	Urbana	Frederick, MD
79	Grant, Michael	RF	OL	6-5	305	Notre Dame	Wrightstown, NJ
75	Grenz, Michael	Sr.	OL	6-3	285	Wayne Hills	Wayne, NJ
95	Griffin, Jr., Jerome	Sr.	DL	6-1	240	Crestwood	Sumter, SC
76	Haley, Michael	RF	OL	6-1	265	Great Bridge	Chesapeake, VA
43	Herbert, Cortenous	Fr.	DL	6-3	260	Northwest	Germantown, MD
53	Hiteshew, Luke	RF	OL	6-1	287	Mount St. Joseph	Baltimore, MD
28	Holmes, DeBrian	RF	RB	5-9	180	Woodside	Fort Eustis, VA
56	Horvath, Ryan	So.	LB	6-1	220	Midlothian	Midlothian, VA
80	Houff, David	RF	WR	6-1	187	Blacksburg	Blacksburg, VA
78	Ilardo, Chris	Fr.	OL	6-3	280	St. Paul's School	Baltimore, MD
17	Jackson, Paris	So.	WR	6-2	200	Westfield	Centreville, VA
42	Johnson, Fred	Fr.	DB	6-1	190	St. Christopher's	Richmond, VA
92	Jones, Ryan	So.	DL	6-3	252	Blacksburg	Blacksburg, VA
51	Kelley, Tim	So.	OL	6-2	290	Watkins Memorial	Pataskala, OH
25	Kuehn, Greg	Sr.	PK	6-3	215	Potomac Falls	Potomac Falls, VA
7	Lanning, Brian	Fr.	WR	6-0	180	Frederick	Frederick, MD
99	Larkins, Josh	RF	DL	6-2	300	Toms River North	Toms River, NJ
38	Letcavage, Andrew	Fr.	LB	6-1	205	Mt. Carmel Area	Kulpmont, PA
72	Lissemore, Sean	Fr.	DL	6-4	245	Dumont	Dumont, NJ
63	Lumm, Ryan	Sr.	OL	6-3	280	Santa Margarita	Mission Viejo, CA
33	Lustig, Josh	Sr.	WR	5-9	175	Cathedral Prep	Erie, PA
2	Mack, Elliott	RF	WR	6-0	188	Delbarton	Irvington, NJ
3	Marianacci, Joe	RF	WR	6-0	186	Wyoming Area	West Pittston, PA
47	McAulay, D.J.	Fr.	WR	5-11	170	Westminster School	New Haven, CT
62	McCutcheon, Thomas	Fr.	OL	6-5	330	Deep Creek	Chesapeake, VA
52	McLaurin, Travis	Sr.	LB	5-11	240	Thomas McKean	Wilmington, DE
23	McLaurin, Trevor	Jr.	RB	5-11	230	Thomas McKean	Wilmington, DE
54	McMurrer, Peter	Fr.	LB	5-11	220	Centreville	Clifton, VA
21	Miller, James	Sr.	DB	6-1	200	Lake Taylor	Norfolk, VA
87	Mitchell, Trey	RF	PK	5-10	165	Radford	Radford, VA
19	Molenaar, Brett	Fr.	QB	6-4	208	Coast Union	Cambria, CA
61	Moore, Christopher	Fr.	OL	6-1	260	Amherst County	Madison Heights, VA
68	Morris, Cody	Jr.	OL	6-4	285	Hazelton Area	Jeansville, PA
4	Muldrow, Leonard	Jr.	DB	5-9	180	Ocean Lakes	Virginia Beach, VA
59	Mulloy, Patrick	Sr.	OL	6-4	315	Salesianum	West Chester, PA
82	Muro, Evan	RF	TE	6-6	246	Warwick	Newport News, VA

No.	Name	Cl.	Pos.	Ht.	Wt.	High School	Hometown
56	Muse, C.J.	Fr.	OL	6-4	310	Lexington	Lexington, SC
57	Neely, Brian	Jr.	DL	6-4	298	Lee Davis	Mechanicsville, VA
27	Nicholas, Joe	So.	WR	6-3	211	Hazleton Area	Sugarloaf, PA
55	Nickell, Ryan	Jr.	LB	6-2	210	Tabb	Yorktown, VA
30	Nickerson, Matt	Fr.	RB	5-9	176	Woodson	Fairfax Station, VA
90	O'Brien, Eric	RF	DL	6-1	268	Delone Catholic	Abbottstown, PA
97	O'Connor, Adam	Sr.	DL	6-8	275	Ragsdale	Greensboro, NC
39	O'Neill, T.J.	So.	LB	6-1	238	Tabor Academy	Duxbury, MA
72	Oliver, Justin	So.	OL	6-4	295	Gettysburg	Fairfield, PA
46	Otey, Matt	So.	FB	5-11	230	Hershey	Hershey, PA
13	Page, David	So.	DB	5-9	180	Cardinal Mooney	Sarasota, FL
26	Parrott, LeVince	Jr.	FB	5-10	225	Lafayette	Williamsburg, VA
84	Pate, Brian	Fr.	K/P	5-10	160	Massaponax	Fredericksburg, VA
58	Pendleton, Larry	Sr.	DL	6-3	285	Booker T. Washington	Norfolk, VA
81	Phillips, Brett	RF	WR	6-2	185	Seattle Prep	Seattle, WA
18	Phillips, Jacob	RF	QB	6-3	208	Bath County	Warm Springs, VA
48	Pigram, Michael	Fr.	RB/LB	5-10	218	Hopewell	Hopewell, VA
10	Potts, Michael	So.	QB	6-4	224	Middletown	Middletown, DE
91	Pritchard, Blair	Jr.	K/P	5-11	230	Atlee	Mechanicsville, VA
74	Pugh, Brandon	So.	DL	6-2	261	Indian River	Chesapeake, VA
96	Pulley, Daniel	Fr.	DL	6-3	262	Atlantic Shores Christian	Chesapeake, VA
50	Reyher, Todd	RF	LB	6-0	214	Lafayette	Williamsburg, VA
65	Ridjaneck, Matt	Sr.	OL	6-4	275	Center	Monaca, PA
24	Riley, Richard	Jr.	DB	6-2	185	Gaithersburg	Gaithersburg, MD
89	Robertson, Eric	Fr.	WR	6-2	180	Albemarle	Barboursville, VA
44	Rutter, Josh	RF	LB	6-3	228	Francis Scott Key	Union Bridge, MD
70	Shafran, Jonathan	RF	OL	6-3	255	Langley	Great Falls, VA
35	Shaw, Jonathan	Sr.	DB	6-0	198	Lake Brantley	Altamonte Springs, FL
31	Slye, Cedric	Jr.	DB	5-10	183	St. John's	Washington, D.C.
71	Stewart, Brad	So.	OL	6-3	300	Bethel Park	Bethel Park, PA
29	Stout, Zachary	Jr.	DB	6-0	190	Lee Davis	Mechanicsville, VA
14	Taylor, Christian	Jr.	QB	6-5	205	Grafton	Yorktown, VA
11	Taylor, John	Jr.	WR	6-3	210	St. Albans	Washington, D.C.
66	Tracy, Adrian	Fr.	LB	6-4	230	Potomac Falls	Sterling, VA
85	Trinkle, Matt	Jr.	TE	6-5	260	Allentown C. Catholic	Whitehall, PA
83	Troester, Jordan	Jr.	TE	6-2	240	New Kent	Providence Forge, VA
69	Turner, William	So.	LB	6-1	240	Franklin County	Wirtz, VA
98	Varno, Rob	Fr.	DE	6-5	210	Hoggard	Wilmington, NC
5	Viola, Tony	So.	RB	6-1	217	Stonewall Jackson	Broadway, VA
93	Watson, Jonas	Sr.	DL	6-2	228	Bethel	Hampton, VA
34	Wheeler, Thad	Sr.	LB	6-1	216	Sequoyah	Canton, GA
8	Wheeling, Alan	Jr.	DB	5-9	180	Pulaski County	Dublin, VA
77	Williamson, Brian	Jr.	DL	6-3	281	Whiteville	Nakina, NC
94	Wright, Josh	Jr.	DL	6-3	246	Amherst County	Madison Heights, VA

2005 WILLIAM AND MARY NUMERICAL ROSTER

No.	Name	Pos.	No.	Name	Pos.
2	Mack, Elliott	WR	51	Kelley, Tim	OL
3	Marianacci, Joe	WR	52	McLaurin, Travis	LB
4	Muldrow, Leonard	DB	53	Hiteshew, Luke	OL
5	Viola, Tony	RB	54	McMurrer, Peter	LB
6	Burrow, Brandon	DB	55	Nickell, Ryan	LB
7	Lanning, Brian	WR	56	Horvath, Ryan	LB
8	Wheeling, Alan	DB	57	Neely, Brian	OL
9	Brooks, Elijah	RB	58	Pendleton, Larry	DL
10	Potts, Michael	QB	59	Mulloy, Patrick	OL
11	Taylor, John	WR	60	Ferebee, Melvin	OL
13	Page, David	DB	61	Moore, Christopher	OL
14	Taylor, Christian	QB	62	McCutcheon, Thomas	OL
15	Davis, Corey	P/WR	63	Lumm, Ryan	OL
16	Archer, R.J.	QB	64	Bowles, Jason	DL
17	Jackson, Paris	WR	65	Ridjaneck, Matt	OL
18	Phillips, Jacob	QB	66	Tracy, Adrian	OL
19	Molenaar, Brett	QB	67	Cochran, Brent	OL
21	Miller, James	DB	68	Morris, Cody	OL
22	Cason, Stephen	DB	69	Turner, William	LB
23	McLaurin, Trevor	RB	70	Shafran, Jonathan	OL
24	Riley, Richard	DB	71	Stewart, Brad	OL
25	Kuehn, Greg	PK	72	Lissemore, Sean	OL
26	Parrott, LeVince	FB	73	Ferrante, John	OL
27	Nicholas, Joe	WR	74	Pugh, Brandon	DL
28	Holmes, DeBrian	RB	75	Grenz, Michael	OL
29	Stout, Zachary	DB	76	Haley, Michael	OL
30	Nickerson, Matt	RB	77	Williamson, Brian	DL
31	Slye, Cedric	DB	78	Ilardo, Chris	OL
31a	Canty, Major	RB	79	Grant, Michael	OL
32	Coley, Delmus	RB	80	Houff, David	WR
33	Lustig, Josh	WR	81	Phillips, Brett	WR
34	Wheeler, Thad	LB	82	Muro, Evan	TE
35	Shaw, Jonathan	DB	83	Troester, Jordan	TE
36	Allen, Kevin	DB	84	Pate, Brian	PK/P
37	Cox, Derek	DB	85	Trinkle, Matt	TE
38	Letcavage, Andrew	LB	86	Atchison, Andrew	TE
39	O'Neill, T.J.	LB	87	Mitchell, Trey	PK
40	Bratton, Adam	TE	88	Boykin, Obie	DB
41	Alexander, Sheldon	WR	89	Robertson, Eric	WR
42	Johnson, Fred	DB	90	O'Brien, Eric	DL
43	Herbert, Cortenous	DL	91	Pritchard, Blair	P/K
44	Rutter, Josh	LB	92	Jones, Ryan	DL
45	Falbo, Graham	FB	93	Watson, Jonas	DL
46	Otey, Matt	RB	94	Wright, Josh	DL
47	McAulay, D.J.	WR	95	Griffin, Jerome	DL
48	Pigram, Michael	RB/LB	96	Pulley, Daniel	DL
49	Bynum, Raphael	LB	97	O'Connor, Adam	DL
50	Reyher, Todd	LB	98	Varno, Rob	DE
			99	Larkins, Josh	DL

2005 GAME-BY-GAME STARTERS

	Marshall	VMI	URI	Liberty	UNH	Northeastern	Towson	Villanova	JMU	Delaware	Richmond
QB	Potts	Phillips									
TB	Brooks	Brooks									
FB	Trinkle*	Trinkle*									
WR	Lustig	Lustig									
WR	Marianacci	Nicholas									
TE	Bratton	Bratton									
LT	Grenz	Grenz									
LG	Lumm	Ridjaneck									
C	Mulloy	Mulloy									
RG	Morris	Morris									
RT	Stewart	Stewart									
DE	Wright	Wright									
DE	O'Connor	O'Connor									
DT	Pendleton	Pendleton									
DT	Williamson	Williamson									
LB	Rutter	Rutter									
LB	Wheeler	Wheeler									
LB	Nickell	Nickell									
SS	Shaw	Shaw									
FS	Miller	Miller									
CB	Cason	Cason									
CB	Wheeling	Wheeling									

*Started with two tight ends and no FB.

THE LAST TIME IT HAPPENED IN TRIBE FOOTBALL

TEAM

Shut out an opponent	34-0, at VMI, 9/8/01
Was shut out	0-14, at Delaware, 11/1/97
Consecutive shutouts	at NU (32-0), at UNH (39-0), 1995
Scored 90+ points	95-0, vs. Bridgewater, 1931
Scored 80-89 points	81-0, vs. Bridgewater, 1930
Scored 70-79 points	77-0, vs. Bridgewater, 1932
Scored 60-69 points	62-31, vs. VMI, 9/14/02
Scored 50-59 points	59-21, vs. Richmond, 11/22/03
Consecutive 50+ games	at NU (53), vs. VU (51), 1993
Consecutive 40+ games	vs. Hampton (42), vs. UD (44), 2004
Passed for 400+ yards	426, vs. NU, 10/28/00
Passed for 300-399 yards	315, vs. JMU, 12/10/04
Passed for 200-299 yards	202, at VMI, 9/10/05
Rushed for 400+ yards	433, vs. Villanova, 10/23/99
Rushed for 300-399 yards	353, at VMI, 10/23/99
Rushed for 200-299 yards	267, at VMI, 9/10/05
Rushed/Passed for 200+ yards	at VMI, 9/10/05 (267 rush, 202 pass)
Had 600+ yds of total offense	609, vs. VMI, 9/14/02
Had 500-599 yds of total offense	500, vs. UD, 12/4/04
Had two players rush for 100 yards	vs. URI, 10/7/95
Had two players with 100+ rec. yds	vs. NU, 10/2/04
Held opp. under 50 rush yards	49, vs. VMI, 9/25/04
Held opp. under 50 pass yards	44, vs. URI, 11/9/02
Held opp. under 100 yards total off.	82, at Bucknell, 9/21/96
Allowed 600+ yards of total off.	638, at WMU, 9/6/03
Allowed 500-599 yards total off	575, at UNC, 9/4/04
Was held under 50 rush yards	30, at UD, 10/23/04
Was held under 50 pass yards	30, vs. Boston, 9/19/92
Was held under 100 yards total offense	None post 1981
Blocked a punt	at VMI, 9/10/05
Blocked a field goal	vs. UR, 40-yard att., 11/20/04
Returned a blocked punt for TD	at URI, 12 yds, 9/7/96
Had a punt blocked	at Delaware, 10/23/04
Had a blocked punt returned for TD	vs. Villanova, 11/11/00
Returned a punt for TD	at Richmond, 69 yds, 11/22/03
Returned a kickoff for TD	vs. Hampton, 92 yds, 11/27/04
Returned an INT for TD	at VMI, 57 yds, 9/10/05
Returned a fumble for TD	at URI, 0 yds, 10/25/03
Had a punt returned for TD	vs. JMU, 70 yds, 10/18/03
Had a kickoff returned for TD	vs. HU, 93 yds, 11/27/04
Had an int. returned for TD	vs. JMU, 69 yds, 12/10/04
Had a fumble returned for TD	vs. Marshall, 70 yds, 9/1/05
Recorded a safety	vs. Villanova, 11/6/04
Surrendered a safety	at Northeastern, 9/20/03
Scored a defensive TD	at VMI, 9/10/05
Scored a special teams TD	vs. Hampton, 11/27/04
Scored defensive and special teams TD	at UR, 11/21/03
Won in overtime	(2 OTs) 44-38 vs. Delaware, 12/4/04
Lost in overtime	31-34, at JMU, 11/16/02

Bold happened last season.
Bold Italic happened last game.

INDIVIDUAL

Passed for 400+ yds	426, D. Corley vs. NU, 10/28/00
Passed for 300-399 yds	315, L. Campbell, vs. JMU, 12/10/04
Passed for 200-299 yds	202, J. Phillips, at VMI, 9/10/05
Passed for 6 TDs	S. Knight, vs. Maine, 11/6/93
Passed for 5 TDs	None
Passed for 4 TDs	L. Campbell, vs. Richmond, 11/20/04
Passed for 3 TDs	L. Campbell, vs. JMU, 12/10/04
Passed for 2 TDs	M. Potts, at Marshall, 9/1/05
Completed 30+ att.	30, L. Campbell, vs. JMU, 12/10/04
Completed 20-29 att.	23, L. Campbell, vs. HU, 11/27/04
QB pass/rush for 100 yds	D. Corley, at VU, 11/11/00 (247 pass, 107 rush)
QB had 2 pass / 2 rush TDs	L. Campbell, at UNC, 9/4/04 (2 pass, 2 rush)
QB had pass and rush TDs	J. Phillips, at VMI, 9/10/05 (1 pass, 1 rush)
Rushed for 200+ yds	201, A. Porch, at UConn, 10/18/97
Rushed for 150-199 yds	198, J. Smith, at UNH, 10/19/02
Rushed for 100-149 yds	149, E. Brooks vs. Marshall, 9/1/05
Two players rush for 100 yards	vs. URI, 10/7/95 (Troy Keen (158) and Derek Fitzgerald (140))
Two players with 100+ receiving yds	vs. NU, 10/2/04 Dominique Thompson (157) and Joe Nicholas (111)
Had 30+ carries	32, J. Smith, at UNH, 10/19/02
Had 20-29 carries	28, E. Brooks, at Marshall, 9/1/05
Rushed for 4 TDs	Blocker-Bodley, vs. VMI, 10/2/93
Rushed for 3 TDs	J. Smith, vs. Villanova, 11/6/04
Rushed for 2 TDs	J. Smith, vs. Delaware, 12/4/04
Had 200+ yds rec	244, D. Thompson, at UD, 10/23/04
Had 150-199 yds rec	185, D. Thompson, vs. UD, 12/4/04
Had 100-149 yds rec	107, J. Nicholas, at VMI, 9/10/05
Had 10+ receptions	11, J. Nicholas, vs. UD, 12/4/04
Had 4 TD receptions	D. Thompson, at UD, 10/23/04
Had 3 TD receptions	R. Musinski, at Delaware, 10/4/03
Had 2 TD receptions	J. Nicholas, vs. UD, 12/4/04
Ret. a KO for TD	D. Thompson, 92 yds, vs HU, 11/27/04
Ret. a punt for TD	M. Bobo, 69 yds, at UR, 11/21/03
Ret. a blocked punt for TD	S. McDermott, at URI, 9/7/96
Blocked a FG	B. Williamson, 39 att., vs. VU, 11/6/04
Blocked a punt	D. Cox, at VMI, 9/10/05
Ret. a fumble for TD	A. O'Connor, 0 yds, at URI, 10/25/03
Ret. an INT for TD	S. Cason, 57 yds, at VMI, 9/10/05
Made 4 FGs	B. Sterba, vs. NU, 10/28/01
Made 3 FGs	G. Kuehn, at Liberty, 10/9/04
Kicked a 50+ FG	51, G. Kuehn, vs. UD, 9/28/02
Kicked a 40-49 FG	47, G. Kuehn, vs. Marshall, 9/1/05
2-point run	L. Campbell, vs. JMU, 12/10/04
2-point reception	J. Nicholas, vs. NU, 10/2/04

Bold happened this season.
Bold italic happened last game.

WILLIAM AND MARY SINGLE-GAME HIGHS

INDIVIDUAL GAME HIGHS

Pass Attempts: 30, M. Potts vs. Marshall, Sept. 1
Pass Completions: 17, J. Phillips vs. VMI, Sept. 10
Passing Yards: 202, J. Phillips vs. VMI, Sept. 10
 Passing TDs: 2, M. Potts vs. Marshall, Sept. 1
 Rushing Attempts: 28, E. Brooks vs. Marshall, Sept. 1
 Rushing Yards: 149, E. Brooks vs. Marshall, Sept. 1
Rushing TDs: 1, four times, last - Tre. McLaurin vs. VMI, Sept. 10
Receptions: 7, J. Nicholas vs. VMI, Sept. 10
Receiving Yards: 107, J. Nicholas vs. VMI, Sept. 10
Receiving TDs: 1, three times, last - D. Holmes vs. VMI, Sept. 10
Total Offensive Yards: 221, J. Phillips vs. VMI, Sept. 10
 All-Purpose Yards: 176, E. Brooks vs. Marshall, Sept. 1
Total Points: 11, G. Kuehn vs. VMI, Sept. 10
Points Kicking: 11, G. Kuehn vs. VMI, Sept. 10
Points Rushing: .. 6, four times, last - Tre. McLaurin vs. VMI, Sept. 10
Points Receiving: .. 6, three times, last - D. Holmes vs. VMI, Sept. 10
Field Goals Made: 2, G. Kuehn vs. VMI, Sept. 10
Field Goals Attempted: 2, G. Kuehn vs. VMI, Sept. 10
PATs Attempted: 5, G. Kuehn vs. VMI, Sept. 10
PATs Made: 5, G. Kuehn vs. VMI, Sept. 10
 Punts: 4, B. Pritchard vs. Marshall, Sept. 1
 Punting Yards: 160, B. Pritchard vs. Marshall, Sept. 1
 Punting Average: 40.0, B. Pritchard vs. Marshall, Sept. 1
 Punt Returns: 3, J. Lustig vs. VMI, Sept. 10
Punt Return Yards: 37, J. Lustig vs. VMI, Sept. 10
 Kickoff Returns: 2, S. Cason and J. Lustig vs. Marshall, Sept. 1
 Kickoff Return Yards: 51, S. Cason vs. Marshall, Sept. 1
 Kickoff Return Avg: 25.5, S. Cason vs. Marshall, Sept. 1
Interceptions: 2, S. Cason vs. VMI, Sept. 10
Interception Yards: 57, S. Cason vs. VMI, Sept. 10
 Tackles: 16, J. Rutter vs. Marshall, Sept. 1
Solo Tackles: 5, S. Cason vs. VMI, Sept. 10
Tackles for loss: 1.5, J. Watson, A. O'Connor vs. VMI, Sept. 10
Sacks: 1.5, J. Watson vs. VMI, Sept. 10
Pass Breakups: 1, four times, last - D. Cox vs. VMI, Sept. 10

Bold - Happened Last Game

TEAM GAME HIGHS

Pass Attempts: 35 vs. Marshall, Sept. 1
 Pass Completions: 18 vs. Marshall, Sept. 1
 Passing Yards: 204 vs. Marshall, Sept. 1
 Passing TDs: 2 vs. Marshall, Sept. 1
Yards Per Pass: 9.6 vs. VMI, Sept. 10
Rushing Attempts: 46 vs. VMI, Sept. 10
Rushing Yards: 267 vs. VMI, Sept. 10
Rushing TDs: 3 vs. VMI, Sept. 10
Yards Per Rush: 5.8 vs. VMI, Sept. 10
Total Yards: 469 vs. VMI, Sept. 10
Points Scored: 41 vs. VMI, Sept. 10
TDs Scored: 5 vs. VMI, Sept. 10
 Total Plays: 72 vs. Marshall, Sept. 1
Field Goals Made: 2 vs. VMI, Sept. 10
Field Goals Attempted: 2 vs. VMI, Sept. 10
PATs Attempted: 5 vs. VMI, Sept. 10
PATs Made: 5 vs. VMI, Sept. 10
 Punts: 6 vs. Marshall, Sept. 1
 Punting Yards: 224 vs. Marshall, Sept. 1
 Punting Average: 37.3 vs. Marshall, Sept. 1
Punt Returns: 3 vs. VMI, Sept. 10
Punt Return Yards: 37, vs. VMI, Sept. 10
 Kickoff Returns: 4 vs. Marshall, Sept. 1
 Kickoff Return Yards: 100 vs. Marshall, Sept. 1
 Kickoff Return Average: 25.0 vs. Marshall, Sept. 1
Interceptions: 2 vs. VMI, Sept. 10
Interception Yards: 57 vs. VMI, Sept. 10
 Forced Fumbles: 1 vs. Marshall, Sept. 1
 Fumble Return Yards: 0
Forced Turnovers: 2 vs. Marshall, Sept. 1; vs. VMI, Sept. 10
 Turnovers: 3 vs. Marshall, Sept. 1
Sacks: 3 vs. VMI, Sept. 10
First Downs: 25 vs. VMI, Sept. 10
Third Down Conv. %: 50% vs. VMI, Sept. 10
Fourth Down Conversion %: 100% vs. VMI, Sept. 10
Penalties: 7 vs. VMI, Sept. 10
Penalty Yards: 55 vs. VMI, Sept. 10
 Possession Time: 30:18 vs. Marshall, Sept. 1

Bold - Happened Last Game

2005 TRIBE STATISTICAL LEADERS

Opponent	Pass Att.	Pass Yards	Rushes	Rush. Yds	Receptions	Rec. Yds.	Tackles	TFLs	Sacks
at MU	30, Potts	164, Potts	28, Brooks	149, Brooks	4, Lustig	64, Bratton	16, Rutter	1.0, Wright, Watson	1.0, Watson
at VMI	21, Phillips	202, Phillips	18, Brooks	94, Brooks	7, Nicholas	107, Nicholas	9, Rutter	1.5, Watson, O'Connor	1.5, Watson
at URI									
LU									
UNH									
at NU									
TU									
at VU									
JMU									
UD									
at UR									

2005 OPPONENT SINGLE-GAME HIGHS

INDIVIDUAL GAME HIGHS

Pass Attempts: **27, J. Wilson (VMI), Sept. 10**
Pass Completions: **17, J. Wilson (VMI), Sept. 10**
 Passing Yards:215, B. Morris (Marshall), Sept. 1
 Passing TDs:3, B. Morris (Marshall), Sept. 1
Rushing Attempts: **20, S. Mizzer (VMI), Sept. 10**
 Rushing Yards:72, A. Bradshaw (Marshall), Sept. 1
 Rushing TDs: 1, A. Bradshaw (Marshall), Sept. 1
 Receptions:7, W. Hargrove (Marshall), Sept. 1
 Receiving Yards:125, W. Hargrove (Marshall), Sept. 1
Receiving TDs: **1, 4 players, last - T. Ludden (VMI), Sept. 10**
 Total Offensive Yards:238, B. Morris (Marshall), Sept. 1
All Purpose Yards: **150, S. Mizzer (VMI), Sept. 10**
Total Points: **6, 6 players, last - T. Ludden (VMI), Sept. 10**
 Points Kicking:6, I. O'Connor (Marshall), Sept. 1
 Points Rushing: 6, A. Bradshaw (Marshall), Sept. 1
Points Receiving: **6, 4 players, last - T. Ludden (VMI), Sept. 10**
 Field Goals Made:1, I. O'Connor (Marshall), Sept. 1
 Field Goals Attempted:2, I. O'Connor (Marshall), Sept. 1
 PATs Attempted:4, I. O'Connor (Marshall), Sept. 1
 PATs Made:3, I. O'Connor (Marshall), Sept. 1
 Punts: 4, M. Biagi (Marshall), Sept. 1
 Punting Yards: 133, M. Biagi (Marshall), Sept. 1
 Punting Average: 33.2, M. Biagi (Marshall), Sept. 1
 Punt Returns: 3, C. Small (Marshall), Sept. 1
 Punt Return Yards:25, C. Small (Marshall), Sept. 1
Kickoff Returns: **3, C. Hawkins (MU), 9/1; T. Green (VMI), 9/10**
Kickoff Return Yards: **76, T. Green (VMI), Sept. 10**
Kickoff Return Average: **25.3, T. Green (VMI), Sept. 10**
Interceptions: **1, W. Smith (MU), 9/1; T. Green (VMI), 9/10**
 Interception Yards: 0
Tackles: **14, K. Hull (VMI), Sept. 10**
Solo Tackles: **7, K. Hull (VMI), Sept. 10**
Tackles for loss: **2.0, J. Huggard (VMI), Sept. 10**
 Sacks: 1, S. Greer (Marshall), Sept. 1
Pass Breakups: **1, 8 players, last - J. Walton (VMI), Sept. 1**

Bold - Happened Last Game

TEAM GAME HIGHS

Pass Attempts:40, Marshall, Sept. 1
 Pass Completions:26, Marshall, Sept. 1
 Passing Yards:313, Marshall, Sept. 1
 Passing TDs: 3, Marshall, Sept. 1
 Yards Per Pass:7.8, Marshall, Sept. 1
Rushing Attempts: **37, VMI, Sept. 10**
Rushing Yards: **110, VMI, Sept. 10**
 Rushing TDs: 1, Marshall, Sept. 1
 Yards Per Rush:3.4, Marshall, Sept. 1
 Total Yards:416, Marshall, Sept. 1
 Points Scored:36, Marshall, Sept. 1
 Touchdowns Scored: 5, Marshall, Sept. 1
 Total Plays:70, Marshall, Sept. 1
 Field Goals Made: 1, Marshall, Sept. 1
 Field Goals Attempted: 2, Marshall, Sept. 1
 PATs Attempted: 4, Marshall, Sept. 1
 PATs Made: 3, Marshall, Sept. 1
Punts: **5, VMI, Sept. 10**
Punting Yards: **167, VMI, Sept. 10**
Punting Average: **33.4, VMI, Sept. 10**
 Punt Returns: 5, Marshall, Sept. 1
 Punt Return Yards:52, Marshall, Sept. 1
Kickoff Returns: **5, VMI, Sept. 10**
Kickoff Return Yards: **117, VMI, Sept. 10**
Kickoff Return Average: **23.4, VMI, Sept. 10**
Interceptions: **1, Marshall, Sept. 1; VMI, Sept. 10**
 Interception Yards: 0
 Forced Fumbles: 4, Marshall, Sept. 1
 Fumble Return Yards:75, Marshall, Sept. 1
 Forced Turnovers: 3, Marshall, Sept. 1
Turnovers: **2, Marshall, Sept. 1; VMI, Sept. 10**
 Sacks: 2, Marshall, Sept. 1
 First Downs:24, Marshall, Sept. 1
Third Down Conversion %: **50%, VMI, Sept. 10**
Fourth Down Conversion %: **33.3%, VMI, Sept. 10**
Penalties: **1, Marshall, Sept. 1; VMI, Sept. 10**
Penalty Yards: **5, Marshall, Sept. 1; VMI, Sept. 10**
Possession Time: **29:58, VMI, Sept. 10**

Bold - Happened Last Game

W&M LONGEST PLAYS OF THE SEASON

Rush: **20, T. Viola at VMI, Sept. 10**
Rushing TD: **6, E. Brooks at VMI, Sept. 10**
 Pass:34, M. Potts to A. Bratton at Marshall, Sept. 1
Passing TD:19, M. Potts to E. Brooks at Marshall, Sept. 1
 **19, J. Phillips to D. Holmes at VMI, Sept. 10**
Punt Return: **17, J. Lustig at VMI, Sept. 10**
 Kickoff Ret:35, J. Lustig at Marshall, Sept. 1
INT Return: **57, S. Cason at VMI, Sept. 10**
 Punt:46, B. Pritchard vs. Marshall, Sept. 1
 Field Goal:47 yds, G. Kuehn at Marshall, Sept. 1
Drive: **87 yds, 14 plays, 5:55, TD, at VMI, Sept. 10**

Bold - Happened Last Game

OPPONENT LONGEST PLAYS OF THE SEASON

Rush: **30, C. Hollingsworth (VMI), Sept. 10**
 Rushing TD: 5 yds, A. Bradshaw (Marshall), Sept. 1
 Pass: 66, J. Skinner to W. Hargrove (Marshall), Sept. 1
 Passing TD:52, B. Morris to A. Bradshaw (Marshall), Sept. 1
 Punt Return:23, C. Royal (Marshall), Sept. 1
Kickoff Return: **53, T. Green (VMI), Sept. 10**
 INT Return: 0
Punt: **45, A. Peters (VMI), Sept. 10**
 Field Goal:28 yds, I. O'Connor (Marshall), Sept. 1
 Drive: 84 yds, 11 plays, 4:13, TD, (Marshall), Sept. 1

Bold - Happened Last Game

WILLIAM AND MARY SINGLE-GAME RECORDS

INDIVIDUAL RECORDS

SCORING

Most Points

36, Bill Palese vs. Bridgewater, 1931

Most Touchdowns

6, Bill Palese vs. Bridgewater, 1931

Most PATs

8, Terry Regan vs. Davidson, 1972

8, Greg Kuehn vs. VMI, 2002

Most Field Goals

4, Chris Dawson vs. Lehigh, 1992

4, Brian Shallcross vs. VU, 1995

4, Brett Sterba vs. Northeastern, 2000

TOTAL OFFENSE

Most Yards

454, David Corley vs. Northeastern, 2000

RUSHING

Rush Attempts

37, Wes Meeteer vs. Davidson, 1969

37, Troy Keen vs. Northeastern, 1994

37, Derek Fitzgerald vs. Penn, 1995

Rushing Yards

257, Phil Mosser vs. Ohio Wesl., 1970

PASSING

Pass Attempts

53, Lang Campbell vs. UD, 2004

52, Mike Cook vs. UNH, 1998

Completions

35, Dave Murphy vs. Rutgers, 1983

Passing Yards

426, David Corley vs. Northeastern, 2000

Touchdown Passes

6, Shawn Knight vs. Maine, 1993

RECEIVING

Receptions

13, Rich Musinski vs. URI, 2003

13, Glen Bodnar vs. Colgate, 1984

Receiving Yards

244, Dominique Thompson at UD, 2004

240, Dave Conklin vs. VMI, 1997

TD Receptions

4, Dominique Thompson at UD, 2004

4, Vito Ragazzo vs. WFU, 1949

4, Corey Ludwig vs. Maine, 1993

SACKS

3.5, Luke Cullinane vs. VU, 1996

INTERCEPTIONS

4, Jack Bruce vs. Richmond, 1947

INDIVIDUAL LONG PLAYS

Rush from scrimmage

95 yds, John Truehart vs. Elon, 1934

Pass Completion

87 yds, Lang Campbell to Dominique Thompson at Delaware, 2004

87 yds, Dan Henning to Tom Scott vs. Navy, 1961

Punt

77 yds, Russell Brown, 1972

77 yds, Joe Agee, 1975

77 yds, Jack Freeman, 1942

Punt Return

101 yds, Dale Worrall vs. Bridgewater, 1932

Kickoff Return

100 yds, Dick Pawlewicz vs. UVA, 1974

Run With Fumble

91 yds, Meb Davis vs. Columbia, 1926

Run with Interception

93 yds, Marvin Graham vs. Virginia Tech, 1946

Field Goal

53 yds, Steve Christie vs. ETSU, 1987

53 yds, Steve Christie vs. UVA, 1988

53 yds, Brett Sterba vs. Delaware, 2000

TEAM RECORDS

Most Points Scored

95, vs. Bridgewater, 1931

Most Points Allowed

93, by Delaware, 1915

Most Yards Gained

681, vs. Richmond, 1991

Most Plays

100, vs. Virginia Tech, 1971

Rushing Yards

453, vs. Ohio Wesleyan, 1970

433, vs. Villanova, 1993

419, vs. Delaware, 1973

417, vs. Richmond, 1974

413, vs. VMI, 1993

Pass Attempts

55, vs. Virginia Tech, 1971

Pass Completions

35, vs. Rutgers, 1983

Passing Yards

498, vs. VMI, 1997

426, vs. Northeastern, 2000

414, vs. Miami (Ohio), 1982

412, vs. JMU, 1985

403, vs. East Carolina, 1981

First Downs

36, vs. VMI, 1991

36, vs. VMI, 1993

Most Interceptions

6, vs. Wake Forest, 1947

Best Defense Against the Run

-39 yds, vs. Colgate, 1988

-39 yds, vs. Villanova, 1996

-11 yds, Quantico, 1967

-6 yds, vs. Villanova, 1993

Best Defense Against the Pass

9 yds, vs. UMass, 1995

9 yds, vs. East Carolina, 1980

9 yds, vs. Appalachian State, 1976

10 yds, vs. Furman, 1999

11 yds, vs. VMI, 1993

Active players in bold.

WILLIAM AND MARY ALL-TIME OFFENSIVE PERFORMANCES

TOP PASSING PERFORMANCES

- 426, Dave Corley vs. NU, 10/28/00
- 406, Stan Yagiello vs. JMU, 9/28/85
- 401, David Murphy at Marshall, 11/5/83
- 399, Chris Garrity at ECU, 11/14/81
- 385, Greg DeGennaro at Bucknell, 9/20/86
- 383, Kenny Lambiotte vs. Colgate, 9/6/86
- 381, Mike Cook at N. Iowa, 12/7/96*
- 378, L. Campbell vs. NU, 10/2/04
- 373, M. Cook vs. UNH, 10/24/98
- 368, L. Campbell at LU, 10/9/04
- 360, D. Murphy vs. Rutgers, 10/22/83
- 355, L. Campbell at Delaware, 10/23/04
- 352, M. Cook at Ga. Southern, 9/6/97
- 346, D. Corley vs. VMI, 9/14/02
- 345, Chris Hakel vs. Delaware, 9/14/91
345, S. Yagiello vs. Norfolk St., 9/14/85
- 342, L. Campbell vs. Delaware, 12/4/04*
- 339, M. Cook vs. Hampton, 10/31/98
- 329, C. Garrity vs. Richmond, 11/21/81
- 326, D. Corley vs. Delaware, 9/28/02

TOP RUSHING PERFORMANCES

- 257, Phil Mosser at Ohio Wes., 10/3/70
- 219, Derek Fitzgerald vs. Penn., 10/14/95
- 201, Alvin Porch at UConn., 10/18/97
- 198, Jon Smith at UNH, 10/19/02
- 189, D. Fitzgerald at NU, 9/16/95
189, D. Fitzgerald vs. Villanova, 10/23/93
- 186, A. Porch vs. Boston, 9/27/97
- 183, A. Porch vs. Delaware, 11/2/96
- 181, Robert Green at Navy, 9/21/91
- 180, R. Green at Citadel, 9/8/90
- 177, Tyrone Shelton vs. ETSU, 11/4/89
177, Hameen Ali vs. Delaware, 10/10/98
- 173, A. Porch vs. Richmond, 11/15/97
- 172, Bill Bowman vs. WFU, 9/19/53
- 171, Jim Kruis vs. Navy, 10/16/76
- 170, Troy Keen at Furman, 9/17/94
- 165, R. Green vs. VMI, 10/13/90
- 164, T. Shelton at Furman, 11/3/90
164, Keith Fimian vs. Virginia, 9/18/76
- 159, A. Porch vs. JMU, 10/11/97

TOP RECEIVING PERFORMANCES

- 244, Dom. Thompson at UD, 10/23/04
- 240, David Conklin at VMI, 9/13/97
- 226, Mike Sutton at Marshall, 11/5/83
- 221, Dom. Thompson at LU, 10/9/04
- 211, Kurt Wrigley vs. UR, 11/21/81
- 198, Ron Gilliam vs. JMU, 9/28/85
- 195, Chris Rosier at UConn., 10/18/97
- 194, Rich Musinski vs. Delaware, 9/28/02
- 191, R. Musinski at URI, 10/25/03
- 185, D. Thompson vs. UD, 12/4/04*
- 184, C. Rosier at URI, 10/7/00
- 183, Glenn Bodnar at Colgate, 11/10/84
- 182, Dave Szydluk vs. JMU, 9/28/85
- 168, C. Rosier at JMU, 10/28/00
- 164, R. Musinski vs. UNH, 9/29/01
- 162, D. Conklin vs. UConn., 11/14/98
- 161, R. Musinski at UMass, 9/1/01
- 158, Harry Mehre vs. Lehigh, 9/17/88
- 157, Corey Ludwig at Delaware, 9/11/93
157, Domin. Thompson vs. NU, 10/2/04

MOST 200-YARD PASSING GAMES

- | | | | |
|-----|----|-----------------|-----------|
| 1. | 31 | David Corley | 1998-2002 |
| 2. | 24 | Chris Hakel | 1987-1991 |
| 3. | 22 | Mike Cook | 1994-1998 |
| 4. | 20 | Stan Yagiello | 1982-1985 |
| 5. | 18 | Lang Campbell | 2001-2004 |
| 6. | 13 | Shawn Knight | 1990-1994 |
| 7. | 7 | Kenny Lambiotte | 1985-1986 |
| | 7 | David Murphy | 1981-1983 |
| 9. | 6 | Craig Argo | 1986-1989 |
| 10. | 4 | Chris Garrity | 1979-1981 |

MOST 100-YARD RUSHING GAMES

- | | | | |
|--------------|----|---------------------|---------------------|
| 1. | 19 | Derek Fitzgerald | 1991-1995 |
| 2. | 15 | Robert Green | 1988-1991 |
| 3. | 14 | Alvin Porch | 1993-1997 |
| 4. | 11 | Jim Kruis | 1975-1977 |
| 5. | 10 | Troy Keen | 1992-1995 |
| 6. | 9 | Tyrone Shelton | 1987-1990 |
| 7. | 7 | Michael Clemons | 1983-1986 |
| 8. | 5 | Jon Smith | 2001-2004 |
| | 5 | Hameen Ali, III | 1996-2000 |
| 10. | 4 | Komlan Lonegran | 1998-2001 |
| 11. 3 | | Delmus Coley | 2003-present |

MOST 100-YARD RECEIVING GAMES

- | | | | |
|--------------|----|---------------------|--------------|
| 1. | 21 | Rich Musinski | 1999-2003 |
| 2. | 12 | David Conklin | 1995-1999 |
| 3. | 8 | Chris Rosier | 1996-2000 |
| | 8 | Mark Compher | 1987-1990 |
| 5. | 7 | Josh Whipple | 1992-1996 |
| 6. | 6 | Ron Gilliam | 1983-1985 |
| | 6 | Corey Ludwig | 1989-1993 |
| | 6 | Dominique Thompson | 2001-2004 |
| 9. | 5 | Terry Hammons | 1991-1995 |
| | 5 | Mike Sutton | 1981-1983 |
| 11. | 4 | Harry Mehre | 1985-1988 |
| | 4 | Jeff Sanders | 1982-1984 |
| | 4 | Dave Szydluk | 1984-1987 |
| | 4 | Mike Tomlin | 1990-1994 |
| | 4 | Kurt Wrigley | 1980-1982 |
| 12. 3 | | Joe Nicholas | 2004- |

WILLIAM AND MARY 2005 SEASON PERFORMANCES

Top Passing Performances

- 202 Jake Phillips vs. VMISept. 10
- 164 Mike Potts vs. MUSept. 1
- 40 Jake Phillips vs. MUSept. 1

200-yard Passing Games

- Jake Phillips

300-yard Passing Games

Top Rushing Performances

- 149 Elijah Brooks vs. MUSept. 1
- 94 Elijah Brooks vs. VMISept. 10
- 65 Tony Viola vs. VMISept. 10
- 53 Trevor McLaurin vs. VMISept. 10
- 27 DeBrien Holmes vs. VMISept. 10
- 19 Jake Phillips vs. VMISept. 10
- 11 Trevor McLaurin vs. MUSept. 1
- 9 Joe Marianacci vs. VMISept. 10
- 6 Jake Phillips vs. MUSept. 1
- 3 Tony Viola vs. MUSept. 1

100-yard Rushing Games

- Elijah Brooks

Top Receiving Performances

- 107 Joe Nicholas vs. VMISept. 10
- 64 Adam Bratton vs. MUSept. 1
- 44 Josh Lustig vs. MUSept. 1
- 28 DeBrien Holmes vs. VMISept. 10
- 27 Elijah Brook vs. MUSept. 1
- 27 Joe Marianacci vs. MUSept. 1
- 26 Adam Bratton vs. VMISept. 10
- 18 Tony Viola vs. MUSept. 1
- 12 Matt Trinkle vs. MUSept. 1
- 12 John Taylor vs. MUSept. 1

100-yard Receiving Games

- Joe Nicholas

TRIBE 2005 SCORING DRIVES CHART

Opponent	Obtained	Plays	Yards	TOP	Result	Quarter	Play
Marshall	Kickoff	5	42	1:05	FG	First	Kuehn 47-yard field goal
Marshall	Interception	6	27	2:58	TD	Second	Otey fumble recovery in the end zone
Marshall	Kickoff	12	80	4:31	TD	Third	Potts 19-yard pass to Brooks
Marshall	Punt	11	62	5:40	TD	Third	Potts 18-yard pass to Viola
VMI	Kickoff	14	87	5:55	TD	First	Phillips 1-yard run
VMI	Punt	8	58	3:27	FG	Second	Kuehn 26-yard field goal
VMI	Interception	0	0	0:00	TD	Second	Cason 57-yard INT return
VMI	Punt	6	51	1:13	FG	Second	Kuehn 39-yard field goal
VMI	Punt	4	44	0:47	TD	Third	Brooks 6-yard run
VMI	Punt	10	55	4:05	TD	Fourth	Phillips 19-yard pass to Holmes
VMI	Downs	10	63	5:11	TD	Fourth	McLaurin 1-yard run

TRIBE FOOTBALL HONOR ROLL

2005 SEASON

A10 Defensive Player of the Week
Stephen Cason Sept. 10

A10 Rookie of the Week
Jake Phillips Sept. 10

2005 PRESEASON

Preseason All-Atlantic 10

Cody Morris, OL
Greg Kuehn, PK
Stephen Cason, DB
Adam O'Connor, DE

Preseason All-America

Greg Kuehn - Second Team Offense
Sports Network

Cody Morris - Third Team Offense
I-AA.org

Preseason Team Rankings

Sports Network - No. 9
I-AA.org - No. 12
Sagarin - No. 7 in I-AA, No. 95 overall
Don Hansen - No. 9



Behind all-conference guard Cody Morris and the offensive line, the Tribe punched in four red-zone touchdowns on Saturday at VMI and was a perfect 5-for-5 in the zone with Greg Kuehn's 26-yard field goal.

TRIBE IN THE RED-ZONE

Opponent	WM In Red Zone	WM TDs	WM FGs	WM FGs Missed	WM No Score	WM RZ Score %
Marshall	4	3	0	0	1	.750
VMI	5	4	1	0	0	100.0
Rhode Island						
Liberty						
New Hampshire						
Northeastern						
Towson						
Villanova						
James Madison						
Delaware						
Richmond						
SEASON	9	7	1	0	1	.889

OPPONENTS IN THE RED-ZONE

Opponent	Opp. In Red Zone	Opp. TDs	Opp. FGs	Opp. FGs Missed	Opp. No Score	Opp. RZ Score %
Marshall	3	2	1	0	0	100.0
VMI	1	1	0	0	0	100.0
Rhode Island						
Liberty						
New Hampshire						
Northeastern						
Towson						
Villanova						
James Madison						
Delaware						
Richmond						
SEASON	4	3	1	0	0	100.0

WILLIAM AND MARY GAME-BY-GAME - 2005

MU 36, #9 W&M 24

HUNTINGTON, WV (9/1/05) -- Junior tailback Elijah Brooks ran for a career-high 149 yards, but Marshall used a game-breaking 70-yard fumble return for a touchdown late in the third quarter to rally for a 36-24 victory over William and Mary at Edwards Stadium.

The Tribe led 24-23 after a pair of touchdown tosses from sophomore quarterback Mike Potts, who was making his first-career start, in the third period and was on the move again deep in MU territory, when Herd linebacker Matt Coach picked up a Potts fumble and raced 70 yards for a touchdown.

After W&M's next drive stalled, the Herd put it away with an 11-play, 84-yard drive capped by Bernie Morris' third touchdown pass of the contest, a 12-yard hook-up with Hiram Moore.

Brooks gained 149 yards on 28 carries, surpassing his previous career mark of 120 set last season at Towson and hauled in a 19-yard scoring reception from Potts that pulled W&M with 23-17 at the 10:29 mark of the third.

After junior linebacker Ryan Nickell recovered a fumble at the Herd 30-yard line that was forced by senior defensive end Jonas Watson, Potts connected with redshirt freshman Tony Viola for an 18-yard touchdown pass, the first of Viola's career, to give W&M its first lead of the game.

Redshirt freshman linebacker Josh Rutter, in his first career start, paced the defense with 16 total tackles, while classmate Kevin Allen recorded the first interception of his career in the first half.

	1	2	3	4	Final
William and Mary	3	7	14	0	24
Marshall	10	13	6	7	36

Scoring Summary

Qtr	Team	Score	Time
1st	MU	FG O'Connor 28	13:37
	W&M	FG Kuehn 47	12:27
	MU	Bradshaw 5 run (O'Connor kick)	5:38
2nd	W&M	Otey 0 FR (Kuehn kick)	7:30
	MU	Bradshaw 52 pass from Morris (O'Connor kick)	5:38
	MU	Lauzon 25 pass from Morris (O'Connor kick)	1:32
3rd	W&M	Brooks 19 pass from Potts (Kuehn kick)	10:29
	W&M	Viola 18 pass from Potts (Kuehn kick)	3:03
	MU	Couch 70 fumble return (pass failed)	1:08
4th	MU	Moore 12 pass from Morris (O'Connor kick)	9:46

	W&M	MU
First Downs	21	24
Rushes - Yards	37-155	30-103
Att-Cmp-Int	35-181-1	40-26-1
Pass Yards	204	313
Total Offense	359	416
Total Plays	72	70
Fumbles - Lost	4-2	1-1
3rd Down Conv.	6-13	3-11
Penalties - Yards	4-18	1-5
Sacks by - Yards	1-2	2-11
Time of Possession	30:18	29:42

Rushing

W&M: Brooks 28-149, McLaurin 2-11, Phillips 1-6, Viola 1-3, McAulay 1-4, Potts 4-14, Otey 0-0 (TD).

MU: Bradshaw 15-72 (TD), Morris 7-23, Small 5-9, Morris 1-6.

Passing

W&M: Potts 30-16-1 164 (2 TD), Phillips 5-2-0 40.

MU: Morris 23-15-1 215 (3 TD), Skinner 17-11 98.

Receiving

W&M: Lustig 4-44, Bratton 3-64, Brooks 3-27 (TD), Trinkle 3-12, Marianacci 2-27, Taylor 2-12, Viola 1-18 (TD).

MU: Hargrove 7-125, Bradshaw 6-73 (TD), Moore 5-56 (TD), Lauzon 5-55 (TD), Morris 1-12, Mullins 1-2, Skinner 1-10.

Defense

W&M: Rutter 16 (4 solo, 5 TFL), Shaw 10 (5 TFL), Nickell 7 (FR), O'Neill 7, Miller 7, Wright 5 (TFL), Watson 1 (Sack, FF)

Attendance: 25,102

#11 W&M 41, VMI 7

LEXINGTON, VA (9/10/05) -- Redshirt freshman quarterback Jake Phillips threw for 202 yards and a touchdown and 11th-ranked William and Mary piled up 469 yards of total offense to down VMI, 41-7, in the 83rd all-time meeting between the state schools.

In his first-career start, Phillips completed 17 of 21 pass attempts and hit redshirt freshman tailback DeBrihan Holmes for a 19-yard scoring play in the fourth quarter.

On the mark from the start, Phillips connected on all three of his throws for 33 yards on the Tribe's opening series, leading W&M on an 87-yard march that was capped by Phillips' 1-yard sneak on fourth-and-goal from the 1 to put W&M up 7-0.

Senior corner Stephen Cason pushed the lead to 17-0 in the second with a 57-yard interception return for a touchdown, his second pick of the contest.

After VMI trimmed the advantage to 17-7, senior place-kicker Greg Kuehn nailed a 39-yard field goal as time expired in the first half to give the Tribe a 20-7 advantage at the break. It was Kuehn's second field goal of the game, bringing his career total to 49, which ranks second on the W&M career list and the Atlantic 10 career list.

Junior running back Elijah Brooks led the Tribe ground game for the second-straight week with 94 yards on 18 carries, including a third-quarter 6-yard touchdown scamper that increased the lead to 27-7. Classmate Trevor McLaurin completed the Tribe's scoring with a 1-yard touchdown run with 2:12 remaining.

	1	2	3	4	Final
William and Mary	7	13	7	14	41
VMI	0	7	0	0	7

Scoring Summary

Qtr	Team	Score	Time
1st	W&M	Phillips 1 run (Kuehn kick)	9:05
2nd	W&M	FG Kuehn 26	10:41
	W&M	Cason 57 interception return (Kuehn kick)	7:14
	VMI	Ludden 18 pass from Wilson (Kuehn kick)	4:31
	W&M	FG Kuehn 39	0:00
3rd	W&M	Brooks 6 run (Kuehn kick)	3:42
4th	W&M	Holmes 19 pass from Phillips (Kuehn kick)	11:15
	W&M	McLaurin 1 run (Kuehn kick)	2:12

	W&M	VMI
First Downs	25	17
Rushes - Yards	46-267	37-110
Att-Cmp-Int	21-17-1	30-18-2
Pass Yards	202	170
Total Offense	469	280
Total Plays	67	67
Fumbles - Lost	2-1	0-0
3rd Down Conv.	5-10	7-14
Penalties - Yards	7-55	1-5
Sacks by - Yards	3-18	0-0
Time of Possession	30:02	29:58

Rushing

W&M: Brooks 18-94 (TD), Viola 10-65, McLaurin 7-53 (TD), Holmes 6-27, Phillips 4-19 (TD), Marianacci 1-9.

VMI: Mizzer 20-68, Hollingsworth 4-37, Jackson 6-21, Maleski 1-2, Wilson 6-18.

Passing

W&M: Phillips 21-17-1 202 (TD).

VMI: Wilson 27-17-2 155 (TD), Allen 3-1-0 15.

Receiving

W&M: Nicholas 7-107, Holmes 3-28 (TD), Lustig 2-8, Bratton 1-26, Marianacci 1-11, Trinkle 1-10, Taylor 1-7, Brooks 1-5.

VMI: Burden 5-42, Mizzer 3-31, Price 3-23, Gilliland 3-15, Lloyd 2-26, Ludden 1-18 (TD), Fox 1-15.

Defense


W&M: Rutter 9 (4 solo, TFL), Watson 8 (1.5 sacks), Cason 7 (5 solo, 2 INT, TD), Larkins 7 (TFL), Wheeler 5 (TFL), O'Connor 4 (1.5 TFL, sack), Cox 3 (3 solo, blocked punt)

Attendance: 7,140

QUARTERBACK CLUB PLAYERS OF THE WEEK

For the Week of: Sept. 12 - VMI Game

OFFENSE



PAT MULLOY, SR, OL

Mulloy anchored an offensive line that helped the Tribe rack up 469 total yards of offense against VMI, including 267 on the ground ... The offensive also did not allow a sack in redshirt freshman Jake Phillips' first-career start.

Previous Winners:

Marshall - Sept. 1
Elijah Brooks, JR, TB
28 car., career-high 149 rush yards, 3 rec., 27 yards, TD

VMI - Sept. 10
Pat Mulloy, SR, OL
Tribe offense 469 total yards, 267 rushing.

DEFENSE



STEPHEN CASON, SR, DB

Cason recorded the fifth and sixth interceptions of his career Saturday against VMI, returning the second pick 57 yards for a touchdown ... It was Cason's second-career INT return for a touchdown ... Cason added seven total tackles, including five solo stops.

Previous Winners:

Marshall - Sept. 1
Richard Riley, SR, DB
PBU

VMI - Sept. 10
Stephen Cason, SR, DB
2 INT, 57-yard INT for TD, 7 total tackles, 5 solos

SPECIAL TEAMS



DEREK COX, RF, DB

Cox blocked a VMI punt in the third quarter, becoming the first Tribe player to block a punt since Craig Patterson did it against URI in 2004 ... Cox also recorded three solo tackles and a pass breakup.

Previous Winners:

Marshall - Sept. 1
Josh Rutter, RF, LB
16 TT, 4 solo

VMI - Sept. 10
Derek Cox, RF, DB
Blocked punt, 3 solo tackles, PBU

2005 William and Mary Football
 William and Mary Overall Team Statistics (as of Sep 12, 2005)
 All games

TEAM STATISTICS	WM	OPP
SCORING.....	65	43
Points Per Game.....	32.5	21.5
FIRST DOWNS.....	46	41
Rushing.....	25	10
Passing.....	21	28
Penalty.....	0	3
RUSHING YARDAGE.....	422	213
Yards gained rushing.....	445	243
Yards lost rushing.....	23	30
Rushing Attempts.....	83	67
Average Per Rush.....	5.1	3.2
Average Per Game.....	211.0	106.5
TDs Rushing.....	4	1
PASSING YARDAGE.....	406	483
Att-Comp-Int.....	56-35-2	70-44-3
Average Per Pass.....	7.2	6.9
Average Per Catch.....	11.6	11.0
Average Per Game.....	203.0	241.5
TDs Passing.....	3	4
TOTAL OFFENSE.....	828	696
Total Plays.....	139	137
Average Per Play.....	6.0	5.1
Average Per Game.....	414.0	348.0
KICK RETURNS: #-YARDS.....	5-97	9-198
PUNT RETURNS: #-YARDS.....	3-37	6-62
INT RETURNS: #-YARDS.....	3-57	2-0
KICK RETURN AVERAGE.....	19.4	22.0
PUNT RETURN AVERAGE.....	12.3	10.3
INT RETURN AVERAGE.....	19.0	0.0
FUMBLES-LOST.....	6-3	1-1
PENALTIES-YARDS.....	11-73	2-10
Average Per Game.....	36.5	5.0
PUNTS-YARDS.....	8-303	9-300
Average Per Punt.....	37.9	33.3
Net punt average.....	30.1	29.2
TIME OF POSSESSION/GAME.....	30:10	29:50
3RD-DOWN CONVERSIONS.....	11/23	10/25
3rd-Down Pct.....	48%	40%
4TH-DOWN CONVERSIONS.....	1/1	1/3
4th-Down Pct.....	100%	33%
SACKS BY-YARDS.....	4-20	2-11
MISC YARDS.....	0	75
TOUCHDOWNS SCORED.....	8	6
FIELD GOALS-ATTEMPTS.....	3-3	1-2
PAT-ATTEMPTS.....	8-8	4-5
ATTENDANCE.....	0	32242
Games/Avg Per Game.....	0/0	2/16121
Neutral Site Games.....		0/0

SCORE BY QUARTERS	1st	2nd	3rd	4th	Total
William and Mary....	10	20	21	14	65
Opponents.....	10	20	6	7	43

2005 William and Mary Football
 William and Mary Overall Individual Statistics (as of Sep 12, 200
 All games

RUSHING	GP	Att	Gain	Loss	Net	Avg	TD	Long	Avg/G
Elijah Brooks	2	46	247	4	243	5.3	1	16	121.5
Tony Viola	2	11	68	0	68	6.2	0	20	34.0
Trevor McLaurin	2	9	64	0	64	7.1	1	17	32.0
DeBrian Holmes	2	6	28	1	27	4.5	0	11	13.5
Jacob Phillips	2	5	25	0	25	5.0	1	13	12.5
Joe Marianacci	2	1	9	0	9	9.0	0	9	4.5
Matt Otey	2	0	0	0	0	0.0	1	0	0.0
D.J. McAulay	2	1	0	4	-4	-4.0	0	0	-2.0
Mike Potts	1	4	4	14	-10	-2.5	0	3	-10.0
Total.....	2	83	445	23	422	5.1	4	20	211.0
Opponents.....	2	67	243	30	213	3.2	1	30	106.5

PASSING	GP	Effic	Att-Cmp-Int	Pct	Yds	TD	Lng	Avg/G
Mike Potts	1	114.59	30-16-1	53.3	164	2	34	164.0
Jacob Phillips	2	156.26	26-19-1	73.1	242	1	30	121.0
Total.....	2	133.94	56-35-2	62.5	406	3	34	203.0
Opponents.....	2	131.10	70-44-3	62.9	483	4	66	241.5

RECEIVING	GP	No.	Yds	Avg	TD	Long	Avg/G
Joe Nicholas	1	7	107	15.3	0	30	107.0
Josh Lustig	2	6	52	8.7	0	13	26.0
Adam Bratton	2	4	90	22.5	0	34	45.0
Elijah Brooks	2	4	32	8.0	1	19	16.0
Matt Trinkle	2	4	22	5.5	0	10	11.0
Joe Marianacci	2	3	38	12.7	0	18	19.0
DeBrian Holmes	2	3	28	9.3	1	19	14.0
John Taylor	2	3	19	6.3	0	18	9.5
Tony Viola	2	1	18	18.0	1	18	9.0
Total.....	2	35	406	11.6	3	34	203.0
Opponents.....	2	44	483	11.0	4	66	241.5

PUNT RETURNS	No.	Yds	Avg	TD	Long
Josh Lustig	3	37	12.3	0	17
Total.....	3	37	12.3	0	17
Opponents.....	6	62	10.3	0	23

INTERCEPTIONS	No.	Yds	Avg	TD	Long
Stephen Cason	2	57	28.5	1	57
Kevin Allen	1	0	0.0	0	0
Total.....	3	57	19.0	1	57
Opponents.....	2	0	0.0	0	0

KICK RETURNS	No.	Yds	Avg	TD	Long
Stephen Cason	3	48	16.0	0	28
Josh Lustig	2	49	24.5	0	35
Total.....	5	97	19.4	0	35
Opponents.....	9	198	22.0	0	53

FUMBLE RETURNS	No.	Yds	Avg	TD	Long
Total.....	0	0	0.0	0	0
Opponents.....	2	75	37.5	1	70

2005 William and Mary Football
William and Mary Overall Individual Statistics (as of Sep 12, 200
All games

SCORING	TD	FGs	----- PATs -----						Points
			Kick	Rush	Rcv	Pass	DXP	Saf	
Greg Kuehn	0	3-3	8-8	0-0	0	0-0	0	0	17
Elijah Brooks	2	0-0	0-0	0-0	0	0-0	0	0	12
Jacob Phillips	1	0-0	0-0	0-0	0	0-0	0	0	6
Trevor McLaurin	1	0-0	0-0	0-0	0	0-0	0	0	6
DeBrian Holmes	1	0-0	0-0	0-0	0	0-0	0	0	6
Tony Viola	1	0-0	0-0	0-0	0	0-0	0	0	6
Matt Otey	1	0-0	0-0	0-0	0	0-0	0	0	6
Stephen Cason	1	0-0	0-0	0-0	0	0-0	0	0	6
Total.....	8	3-3	8-8	0-0	0	0-0	0	0	65
Opponents.....	6	1-2	4-5	0-0	0	0-1	0	0	43

TOTAL OFFENSE	G	Plays	Rush	Pass	Total	Avg/G
Jacob Phillips	2	31	25	242	267	133.5
Elijah Brooks	2	46	243	0	243	121.5
Mike Potts	1	34	-10	164	154	154.0
Tony Viola	2	11	68	0	68	34.0
Trevor McLaurin	2	9	64	0	64	32.0
DeBrian Holmes	2	6	27	0	27	13.5
Joe Marianacci	2	1	9	0	9	4.5
D.J. McAulay	2	1	-4	0	-4	-2.0
Total.....	2	139	422	406	828	414.0
Opponents.....	2	137	213	483	696	348.0

FIELD GOALS	FGM-FGA	Pct	01-19	20-29	30-39	40-49	50-99	Lg	Blk
Greg Kuehn	3-3	100.0	0-0	1-1	1-1	1-1	0-0	47	0

FG SEQUENCE	William and Mary	OPPONENTS
Marshall	(47)	(28),52
VMI	(26),(39)	-

Numbers in (parentheses) indicate field goal was made.

PUNTING	No.	Yds	Avg	Long	TB	FC	I20	I
Blair Pritchard	6	239	39.8	46	0	1	2	
Corey Davis	2	64	32.0	38	0	0	0	
Total.....	8	303	37.9	46	0	1	2	
Opponents.....	9	300	33.3	45	0	2	2	

KICKOFFS	No.	Yds	Avg	TB	OB
Greg Kuehn	12	751	62.6	0	1
Total.....	12	751	62.6	0	1
Opponents.....	9	551	61.2	3	0

2005 William and Mary Football
 William and Mary Overall Individual Statistics (as of Sep 12, 200
 All games

ALL PURPOSE	G	Rush	Rec	PR	KOR	IR	Tot	Avg/G
Elijah Brooks	2	243	32	0	0	0	275	137.5
Josh Lustig	2	0	52	37	49	0	138	69.0
Joe Nicholas	1	0	107	0	0	0	107	107.0
Stephen Cason	2	0	0	0	48	57	105	52.5
Adam Bratton	2	0	90	0	0	0	90	45.0
Tony Viola	2	68	18	0	0	0	86	43.0
Trevor McLaurin	2	64	0	0	0	0	64	32.0
DeBrian Holmes	2	27	28	0	0	0	55	27.5
Joe Marianacci	2	9	38	0	0	0	47	23.5
Jacob Phillips	2	25	0	0	0	0	25	12.5
Matt Trinkle	2	0	22	0	0	0	22	11.0
John Taylor	2	0	19	0	0	0	19	9.5
D.J. McAulay	2	-4	0	0	0	0	-4	-2.0
Mike Potts	1	-10	0	0	0	0	-10	-10.0
Total.....	2	422	406	37	97	57	1019	509.5
Opponents.....	2	213	483	62	198	0	956	478.0

2005 William and Mary Football
 William and Mary Overall Defensive Statistics (as of Sep 12, 200
 All games

DEFENSIVE LEADERS	GP	-----Tackles-----			TFL/Yds	-Sacks-	---Pass Def---			-Fumbles-	Blkd	
		Solo	Ast	Total			No-Yds	Int-Yds	BrUp		QBH	Rcv-Yds
44 Josh Rutter	2	8	17	25	1.5-1
35 Jonathan Shaw	2	6	10	16	0.5-1
22 Stephen Cason	2	6	6	12	.	.	2-57	1
93 Jonas Watson	2	2	7	9	2.5-11	2.5-11	1	.
94 Josh Wright	2	3	6	9	1.0-10
21 James Miller	2	2	7	9	1.0-1	.	.	1
39 TJ O'Neill	2	2	6	8
34 Thad Wheeler	2	4	4	8	0.5-1
55 Ryan Nickell	2	3	4	7	0.5-0	.	.	.	1-0	.	.	.
99 Josh Larkins	1	1	6	7	0.5-1
58 Larry Pendleton	2	1	6	7
97 Adam O'Connor	2	2	5	7	1.5-8	1.0-8	.	.	2	.	.	.
48 Michael Pigram	2	1	5	6
8 Alan Wheeling	2	3	2	5
77 Bri.Williamson	2	2	3	5
37 Derek Cox	2	4	.	4	.	.	.	1	.	.	.	1
69 Will. Turner	2	2	2	4
13 David Page	2	2	1	3
57 Brian Neely	2	.	3	3	.	.	.	3
85 Matt Trinkle	2	2	1	3
23 Trevor McLaurin	2	1	1	2
4 Leonard Muldrow	2	.	2	2
11 John Taylor	2	1	1	2
6 Brandon Burrow	2	2	.	2
74 Brandon Pugh	1	.	2	2	0.5-1	0.5-1
36 Kevin Allen	2	.	1	1	.	.	1-0
29 Zachary Stout	2	1	.	1
24 Richard Riley	1	1
Total.....	2	61	108	169	10-35	4-20	3-57	4	2	1-0	1	1
Opponents.....	2	62	114	176	8-26	2-11	2-0	8	3	3-75	5	.