



**GAME DAY INFORMATION**

**#16 WILLIAM AND MARY "TRIBE" (1-2, 0-1 A10) VS. LIBERTY "FLAMES" (1-2, 0-0 BSC)**  
**Kickoff:** 1 p.m., Saturday, Sept. 24, 2005  
**Site:** Cary Field at Zable Stadium (12,174, Natural Grass)  
**TV:** None  
**Radio:** 12:30 p.m. - The Tribe Football Radio Network will broadcast today's game across the Commonwealth of Virginia. The veteran broadcast duo of Jay Colley (play-by-play) and Bob Sheeran (color) will call the action. For a complete listing of the Tribe Football Radio Network, see page seven.  
**All-Time Series:** W&M leads 1-0  
**Last Meeting:** The Tribe won, 37-17, on Oct. 9, 2004 in Lynchburg, Va.

**FIRST AND 10**

After three consecutive road games to start the season, William and Mary plays host to state-rival Liberty Saturday at 1 p.m. in the 2005 home opener. The 16th-ranked Tribe will be taking on Liberty for just the second time, having defeated the Flames 37-17 last season in Lynchburg in the first meeting between the programs. The College will enter Saturday's contest with a 1-2 overall record, 0-1 in Atlantic 10 play after dropping a 48-29 decision at Rhode Island last week in the league-opener for both teams. Liberty will also bring a 1-2 mark to Williamsburg on Saturday, coming off back-to-back shutout defeats after a season-opening 17-6 win over Concord on Sept. 3. The Flames fell to Youngstown State, 42-0, last weekend. Tribe junior running back Elijah Brooks leads the A10 in rushing, averaging 117.7 yards per game. Senior place-kicker Greg Kuehn broke the W&M career scoring record (289) last week with 11 points in the loss, surpassing the previous record of 279 held by Steve Christie (1986-89). Kuehn also now holds the A10 career field goals record (52).

#16 William and Mary			Liberty		
Date	Opponent	Score/Time	Date	Opponent	Score/Time
Sept. 1	at Marshall	L, 24-36	Sept. 3	CONCORD	W, 17-6
Sept. 10	at VMI	W, 41-7	Sept. 10	at Connecticut	L, 0-59
Sept. 17	*at Rhode Island	L, 29-48	Sept. 17	YOUNGSTOWN STATE	L, 0-42
<b>Sept. 24</b>	<b>LIBERTY</b>	<b>1:00 PM</b>	<b>Sept. 24</b>	<b>at William and Mary</b>	<b>1:00 PM</b>
Oct. 8	*NEW HAMPSHIRE	1:00 PM	Oct. 1	*VMI	12:00 PM
Oct. 15	*at Northeastern	2:00 PM	Oct. 8	CHATTANOOGA	7:00 PM
Oct. 22	*TOWSON	1:00 PM	Oct. 15	TOWSON	7:00 PM
Oct. 29	*at Villanova	6:00 PM	Oct. 22	*COASTAL CAROLINA	7:00 PM
Nov. 5	*JAMES MADISON	7:00 PM	Oct. 29	*at Gardner-Webb	6:00 PM
Nov. 12	*DELAWARE	1:00 PM	Nov. 12	*at Charleston Southern	1:30 PM
Nov. 19	*at Richmond	1:00 PM	Nov. 19	at Norfolk State	1:00 PM
*A10 conference game			*Big South Conference Game		

**HEAD COACHES**

Jimmye Laycock (W&M, 1970)	Ken Karcher (Tulane, 1986)
W&M Record 171-115-2 (26th year)	LU Record 21-38 (Sixth year)
Career Record 171-115-2 (26th year)	Career Record 21-38 (Sixth year)
vs. LU 1-0	vs. W&M 0-1

**MEDIA CONTACTS**

**W&M SPORTS INFORMATION**  
**SID** - Pete Clawson  
**Phone** - (757) 221-3369  
**Email** - pmclaw@wm.edu  
**Fax** - (757) 221-3412  
**Web** - www.TribeAthletics.com

**LU SPORTS INFORMATION**  
**SID** - Todd Wetmore  
**Phone** - (434) 582-2292  
**Email** - twetmore@liberty.edu  
**Fax** - (434) 582-2076  
**Web** - www.LibertyFlames.com

**IN THE SPOTLIGHT**

**THIS WEEK'S FEATURED ATHLETE:**

**#58**  
**LARRY PENDLETON**  
**SENIOR, DEFENSIVE TACKLE**

Senior defensive tackle Larry Pendleton has been a three-year contributor on the Tribe's defensive front line and is one of the team's most experience players. For more on Pendleton please see page 11.

**TABLE OF CONTENTS**

- W&M Quick Facts..... 2
- Depth Charts..... 2
- How They Stack Up..... 2
- Tale of the Tape..... 2
- Statistical Leaders..... 2
- National Spotlight: All-Americans..... 3
- Head Coach Jimmye Laycock..... 4
- Atlantic 10 Information..... 5
- Team Notes..... 5
- The Last Meeting..... 6
- More Atlantic 10 Information..... 6
- W&M Media Information..... 7
- National Rankings..... 9
- In the Spotlight: Larry Pendleton..... 11
- The Tribe in 2005..... 11
- W&M Alphabetical Roster..... 12
- W&M Numerical Roster..... 14
- 2005 Game-by-game Starters..... 14
- The Last Time It Happened..... 15
- W&M Single-Game Highs..... 16
- Opponent Single-Game Highs..... 17
- W&M Single-Game Records..... 18
- All-time Offensive Performances..... 19
- W&M Scoring Drives Chart..... 20
- W&M in the Red-Zone..... 21
- Tribe Honor Roll..... 21
- 2005 Game-by-Game Results..... 22
- Quarterback Club Players of the Week..... 23





# DEPTH CHARTS



### OFFENSE

WR	33	Josh Lustig	SR	5-9	175
		2 Elliott Mack	RF	6-0	188
LT	67	Brent Cochran	SO	6-5	300
		70 Jonathan Shafran	RF	6-3	280
LG	75	Michael Grenz	SR	6-3	285
		56 C.J. Muse	FR	6-4	310
C	59	Patrick Mulloy	SR	6-4	315
		51 Tim Kelley	SO	6-2	290
RG	68	Cody Morris	JR	6-4	285
		53 Luke Hiteshew	RF	6-1	287
RT	71	Brad Stewart	SO	6-3	300
		79 Michael Grant	RF	6-5	305
TE	40	Adam Bratton	SR	6-4	250
or		85 Matt Trinkle	JR	6-5	260
WR	27	Joe Nicholas	SO	6-3	211
		3 Joe Marianacci	RF	6-1	186
QB	10	Mike Potts	SO	6-4	224
or		18 Jake Phillips	RF	6-3	208
TB	9	Elijah Brooks	JR	5-9	210
		28 DeBrian Holmes	RF	5-9	180
or		5 Tony Viola	SO	6-1	217
FB	23	Trevor McLaurin	JR	5-11	230
		45 Graham Falbo	SO	6-0	250

### DEFENSE

DE	97	Adam O'Connor	SR	6-8	275
		95 Jerome Griffin	SR	6-1	240
DT	77	Brian Williamson	JR	6-3	281
		74 Brandon Pugh	SO	6-2	261
DT	58	Larry Pendleton	SR	6-3	285
		57 Brian Neely	JR	6-4	298
DE	94	Josh Wright	JR	6-3	246
		93 Jonas Watson	SR	6-2	228
ILB	34	Thad Wheeler	SR	6-1	216
		39 T.J. O'Neill	SO	6-1	238
OLB	44	Josh Rutter	RF	6-3	228
		69 William Turner	SO	6-1	240
OLB	55	Ryan Nickell	JR	6-2	210
		50 Todd Reyher	RF	6-0	214
CB	22	Stephen Cason	SR	6-0	210
		37 Derek Cox	RF	6-1	185
SS	35	Jonathan Shaw	SR	6-0	198
		29 Zach Stout	JR	6-0	190
FS	21	James Miller	SR	6-1	200
		6 Brandon Burrow	SO	5-11	180
CB	8	Alan Wheeling	JR	5-9	180
or		24 Richard Riley	JR	6-2	185

### SPECIAL TEAMS

PK	25	Greg Kuehn	SR	6-3	215
HO	14	Christian Taylor	JR	6-5	205
P	91	Blair Pritchard	JR	5-11	230
		15 Corey Davis	JR	6-1	190
LS	34	Thad Wheeler	SR	6-1	216
SS	75	Michael Grenz	SR	6-3	285
KR	33	Josh Lustig	SR	5-9	175
		22 Stephen Cason	SR	6-0	210
PR	33	Josh Lustig	SR	5-9	175

### HOW THEY STACK UP

CATEGORY	W&M (A10)	LU (BSC)
Scoring Offense	31.3 (7) ✓	5.7 ( )
Rushing Offense	177.0 (5) ✓	84.3 ( )
Passing Offense	223.2 (6) ✓	151.7 ( )
Had Intercepted	2 (5) ✓	3 ( )
Total Offense	410.7 (6) ✓	236.0 ( )
Turnover Margin	0.33 (6) ✓	-0.50 ( )
3rd Down Efficiency	37.1 (8) ✓	16.7 ( )
Scoring Defense	30.3 (11) ✓	35.7 ( )
Rushing Defense	191.3 (11) ✓	213.7 ( )
Passing Defense	233.3 (9) ✓	183.7 ( )
Total Defense	424.7 (10) ✓	397.3 ( )

### OFFENSE

WR	84	Brandon Turner	SO	6-2	170
		86 Darnell Edwards	JR	6-3	200
WR	1	Wynton Jackson	SO	6-1	165
		81 Eugene Rogers	FR	6-0	165
TE	43	Chris Luck	SO	6-5	265
		85 Chris Strokes	SO	6-1	220
LT	69	Kevin Inge	SO	6-4	290
		68 Stephen Sene	JR	6-6	320
LG	54	Britt Stone	RF	6-2	260
		74 Chris Luck	SO	6-5	265
C	55	Mike Godsil	FR	6-2	250
		54 Britt Stone	RF	6-2	260
RG	58	Jarrett Winfrey	JR	6-4	250
		71 Josh Weaver	FR	6-4	265
RT	70	Markus Ferguson	SR	6-0	290
		75 Rhett Parson	JR	6-6	320
WR	10	Lauren Williams	SR	6-3	195
		27 Dominic Bolden	FR	5-10	170
RB	4	Marcus Hamilton	SR	5-10	200
		23 Rajive Otah	JR	5-9	185
QB	11	Brock Farrel	SR	6-0	190
		7 Zach Terrell	FR	6-0	185
or		14 Brock Smith	FR	6-3	240

### DEFENSE

LE	45	Steve Ackley	SO	6-3	250
		99 Dan Hughes	JR	6-2	230
DT	91	Jason Horn	JR	6-1	255
		78 Chris Renick	FR	6-2	330
DT	93	Kevin Richard	RF	6-3	245
		96 Tyler Turner	JR	6-3	240
RE	52	Carlos McWhorter	JR	6-2	240
		95 Chris Parris	FR	6-4	215
SLB	44	Brandon Duke	SO	6-0	210
		32 Ian Childress	FR	6-4	220
MLB	51	Manny Rojas	JR	6-0	220
		59 Weston Lambert	JR	6-2	240
WLB	53	Nick Hursky	FR	6-1	225
		35 Kenneth Kemp	SR	6-0	215
LCB	12	Patrick Calvary	FR	5-9	175
		13 Jared Brogden	SR	5-8	170
SS	31	Shane Lancaster	SR	5-11	205
		5 Pat Dickerson	SO	5-10	195
FS	8	C.J. Moore	SR	6-1	200
		25 Anthony Porter	FR	6-0	185
RCB	29	Josh Wallace	SR	5-11	185
		6 Kevin Moon	JR	5-11	170

### SPECIAL TEAMS

PK	39	Zacry Kolegue	SO	5-10	170
KO	38	Ben Beasley	JR	5-9	175
P	3	Noah Crouch	SR	6-0	185
H	3	Noah Crouch	SR	6-0	185
LS	42	Dan Pope	RF	6-3	205
PR	13	Jared Brogden	SR	5-8	170
		12 Patrick Calvary	FR	5-9	175
KR	21	Chris Green	JR	5-11	180
		23 Rajive Otah	JR	5-9	185

### TALE OF THE TAPE

#### TRIBE vs. FLAMES

Pos.	W&M	Liberty	Pos.
WR & TE	6-2/224	5-11/191	DB
OF Backs	6-1/218	6-0/218	LB
OL & TE	6-4/282	6-2/248	DL
DL	6-4/272	6-4/268	OL
LB	6-2/218	5-11/195	OF Backs
DB	6-0/195	6-3/199	WR/TE

\* Averages reflect those of starters only.

## TRIBE QUICK FACTS

### COLLEGE INFORMATION

Location: ..... Williamsburg, Va.  
 Founded: ..... 1693  
 Enrollment: ..... 5,700  
 Nickname: ..... Tribe  
 Colors: ..... Green, Gold and Silver  
 President: ..... Gene R. Nichol (OK State, 1973)  
 Athletics Director: ... Terry Driscoll (BC, 1969)  
 College Website: ..... www.wm.edu

### FOOTBALL INFORMATION

First Season: ..... 1893  
 All-Time Record: ..... 496-486-41  
 Stadium: ..... Zable Stadium  
 Capacity: ..... 12,259  
 Surface: ..... Natural grass  
 All-Time Record at Zable: ..... 185-102-6  
 Bowl/Playoff Appearances: .. 12 (7 in D I-AA)  
 Bowl/Playoff Record: ..... 7-7 (6-7 in D I-AA)  
 Conference: ..... Atlantic 10 (Southern)  
 Head Coach: ... Jimmye Laycock (See page 5)  
 Alma Mater: ..... W&M, 1970  
 Offensive Formation: ..... Pro-style  
 Defensive Formation: ..... Multiple 4-3  
 Lettermen Ret./Lost: ..... 30/11  
 Off. Starters Ret./Lost: ..... 8/3  
 Def. Starters Ret./Lost: ..... 8/2  
 Spec. Starters Ret./Lost: ..... 1/0  
**Captains: Josh Lustig, Travis McLaurin, Pat Mulloy, Adam O'Connor**

### 2004 IN REVIEW

Overall Record: ..... 11-3  
 A10 Record: ..... 7-1  
 A10 Finish: ..... Tie-First, Southern Division  
 Home: ..... 7-1  
 Away: ..... 4-2  
 Postseason: ..... NCAA Semifinals  
 Final Ranking: ..... No. 3

## TEAM LEADERS

### #16 WILLIAM AND MARY

Rushing - Brooks (64 att., 353 yds, 5.5 avg., 2 TD)  
 Passing - Potts (60-37-1, 375 yds, 3 TD)  
 Receiving - Nicholas (11 rec., 183 yds, 16.6 avg., TD)  
 Punt Ret. - Lustig (3 for 37 yards, 12.3 avg.)  
 Kick Ret. - Cason (6 for 125 yds, 20.8 avg.)  
 Kicking - Kuehn (6-6 FG, long 50; 10-11 PAT)  
 Punting - Pritchard (39.1 avg., 47 long, 3 In-20)  
 Tackles - Rutter (34 total, 14 solo)  
 Sacks - Watson (2.5 for 11 yards)  
 TFL - Watson (2.5 for 11 yards)  
 INT - Cason, Shaw (2)  
 Pass Brks - Cason (2)


### LIBERTY

Rushing - Hamilton (43 att., 174 yds, 4.0 avg., TD)  
 Passing - Farrel (61-33-2, 411 yds, TD)  
 Receiving - Jackson (18 rec., 149 yds, 8.3 avg.)  
 Punt Ret. - Brogden (3 for 30 yds, 10.0 avg.)  
 Kick Ret. - Green (8 for 138 yds, 17.2 avg.)  
 Kicking - Koleague (1-2 FG, 27 long; 2-2 PAT)  
 Punting - Crouch (42.2 avg., 60 long, 7 In-20)  
 Tackles - Duke (31 total, 9 solo)  
 Sacks - Moore, Rojas, Horn, Hughes (1.0)  
 TFL - Horn (3.0 for 10)  
 INT - n/a  
 Pass Brks - Moore, Calvary, Green, Forsetk (1)



# NATIONAL SPOTLIGHT: ALL-AMERICANS

## GREG KUEHN AND ADAM O'CONNOR



### Greg Kuehn

All-American place-kicker Greg Kuehn became the school's career scoring leader on Saturday at Rhode Island, breaking Steve Christie's (186-89) record of 279 career points ... Kuehn tallied 11 points on the afternoon to set the W&M standard at 289 career points ... With three field goals, Kuehn brought his career total to 52, breaking the Atlantic 10 career record for field goals previously held by Chris Onarato (50) ... **2004:** Named A10 Special Teams Player of the Year and a Second Team All-America pick by the Sports Network ... Also a third team AP All-American and First Team All-A10 selection ... Named to first team honors by both the Atlantic

10 and VaSID ... Led all of I-AA with 19 field goals ... Established a school record with 99 consecutive successful extra-point attempts, a streak that dated back to 2002, before missing in the playoffs against Delaware ... Shattered previous mark of 50 consecutive made PATs held by Brett Sterba ... Tied for the league lead and ranked fourth nationally with an average of 1.36 field goals per game ... Converted 57 of 58 PAT tries overall ... **Potomac Falls High School:** Three-year letterwinner at kicker for coach Wes Driskill ... Named honorable mention all-state in his senior season ... Selected first-team All-Loudon County by the Washington Post ... Set school records for field goals in a season (7), field goals in a career (13), extra points in a career (75) and touchdowns in a season (39) ... Lettered four times in soccer ... **Personal:** Son of Sydney and Dr. Thomas Kuehn ... Enjoys playing the guitar, rock climbing, snowboarding and kayaking ... Majoring in biology and computer science ... Spent summer as research assistant working with DNA analysis ... Born September 15, 1982.

Year	G	FGA	FGM	Long	XPA	XPM	Pts.
2002	11	21	14	51	39	36	78
2003	10	18	13	49	30	30	69
2004	14	28	19	46	58	57	114
2005	3	6	6	50	11	10	28
<b>Totals</b>	<b>38</b>	<b>73</b>	<b>52</b>	<b>51</b>	<b>138</b>	<b>133</b>	<b>289</b>

### W&M Career Scoring List

1. 289, Greg Kuehn, 2002-
2. 279, Steve Christie, 1986-89

### W&M Career Field Goals List

1. 57, Steve Christie, 1986-89
2. 52, Greg Kuehn, 2002-
3. 48, Brian Shallcross, 1994-97

### W&M Career Extra Points List

1. 133, Greg Kuehn, 2002-
2. 128, Brian Shallcross, 1994-97

### Atlantic 10 Career Field Goals List

1. 52, Greg Kuehn (W&M), 2002-
2. 50, Chris Onarato (Hofstra), 2000-2004

### Atlantic 10 Career Extra Points List

1. 167, Sean Leach (UD), 1994-97
2. 148, Casey Hannon (VU), 1998-2001
3. 145, Chris Onarato (HU), 2000-04
4. 142, Mark Kiefer (VU), 1994-97
5. 141, Miro Kesic (NU), 2002-
6. 136, Mike Morello (BU), 1991-04
7. 133, Greg Kuehn (W&M), 2002-



### Adam O'Connor

Returning All-American defensive end Adam O'Connor registered his first sack of the season on Sept. 10 against VMI ... O'Connor sacked VMI quarterback Jonathan Wilson on fourth-and-nine from the Tribe 32, ending the Keydets' first drive of the second half ... O'Connor finished with four total tackles and 1.5 TFL ... In the season-opener at Marshall, O'Connor recorded three total tackles and was credited with two quarterback hurries ... **2004:** Asserted himself as one of the league's dominant pass rushers, gaining Third Team AP All-America and Second Team All-A10 status ... Tied for second in the league with 8.0 sacks and ranked fifth with 15.5

TFL ... Finished the year with 53 total tackles and added nine quarterback hurries and a fumble recovery ... Recorded at least 1.0 TFL 10 of 14 games, including the final six ... Earned A10 Defensive Player of the Week honors after registering 3.0 sacks against Villanova ... Three sacks against the Wildcats were just 0.5 shy of the W&M single-game record held by Luke Cullinane (3.5) ... Had five total tackles, including a sack and 1.5 TFL, and forced a fumble against VMI ... Tallied eight tackles in the win over Northeastern, including a critical sack on the first play of overtime to earn defensive player of the week honors from the coaching staff ... Made a season-high nine total tackles, 1.5 TFL, in a win at James Madison ... **Ragsdale High School:** Two-year letterwinner at defensive end and offensive line for coach Tommy Norwood ... Twice named all-conference at both offensive and defensive line ... Recorded 105 tackles and five sacks in his senior year ... Also lettered in baseball, basketball and track ... **Personal:** Son of Janice and Bob O'Connor ... Enjoys working out, playing golf and watching movies in his spare time ... Majoring in history ... Born January 27, 1983.

Year	G/S	T	A	Total	TFL/Yds	Sack/Yds	QBH	FF
2002	11/0	13	13	26	2/-6	0/0	6	0
2003	10/10	32	23	55	12/-52	6/-35	28	2
2004	14/14	26	27	53	15.5/-62	8/-45	9	1
2005	3/3	4	5	9	1.5/-8	1/-8	2	0
<b>Totals</b>	<b>38/27</b>	<b>75</b>	<b>68</b>	<b>143</b>	<b>31.0/-128</b>	<b>15/-88</b>	<b>45</b>	<b>3</b>



(Above) Adam O'Connor chases URI quarterback Jayson Davis on Saturday.

(Left) Greg Kuehn now holds the W&M career scoring record with 289 career points, and the senior All-American also now owns the Atlantic 10 career record for field goals with 52.

TRIBE HEAD COACH

# JIMMYE LAYCOCK



Comments from Monday's Atlantic 10 football coaches conference call.

**Comments on Saturday's 48-29 loss at Rhode Island.**

Well, Rhode Island outplayed us. That is for sure. They got after us and did a nice job. We really struggled defending the option offense, and I think they executed very well and got us off our game. They got us out of our game plan and were able to get some big plays.

**Concerns about defense after the Rhode Island loss.**

I thought we played pretty well defensively against Marshall and VMI, so I hope our problems were just with defending the option offense [of Rhode Island]. I certainly hope we can get better. We lost our starting middle linebacker Thad Wheeler early in the game [irregular heartbeat], and that hurt us as well. But there were some things they did that we had a hard time defending, and there were some things we could have done a lot better. There were times we had players in position and we just didn't execute. We missed some tackles and struggled getting off blocks, so it was kind of a combination of [URI's] execution and us not playing very well.

**Comments on offense in the second half.**

I thought we were a little inconsistent. We moved the ball well at times, but we had some problems protecting the quarterback, more so than we had in the first two games. And that is going to happen when you start juggling starters on the offensive line [Senior left tackle Mike Grenz moved to left guard, and sophomore Brent Cochran made first start at left tackle]. I think the personnel changes finally caught up to us on Saturday.

**Comments on All-American place-kicker Greg Kuehn's possible future in professional football.**

I don't have any doubt Greg has a shot at the next level. But what kind of chance he'll get is for other people to determine, obviously. I think he has the leg strength, the consistency, the accuracy and all the things [a professional team] would want in a kicker.

**Comments on the quarterback situation heading into Saturday's home-opener with Liberty.**

Right now, [sophomore] Mike Potts is our starter. He played three quarters at Rhode Island and did fine. He was hurt by a lack of protection and some dropped passes, but he was fine. Mike will start this weekend against Liberty.

**Comments on the health of the offensive line.**

Well, we won't be 100% healthy again this week [Senior Matt Ridjaneck will miss a second game after sustaining a knee injury at VMI]. We just have to keep developing some younger players and bring them along and get a little better. [The injuries] really showed up on Saturday at Rhode Island. Some of the younger players got valuable experience and they will need to learn from their mistakes and continue to improve on protecting the quarterbacks. We had been doing a great job of protecting the quarterback and running the ball. We were alright in run blocking at Rhode Island, but we were forced to throw the ball more [trailing in the second half].

**Comments on Saturday's opponent Liberty.**

We played Liberty last year for the first time [W, 378-17 in Lynchburg], and they played well and competed. We were able to pull off some big plays last year and beat them. They've played a very tough schedule this season, losing to Youngstown State last week and [Division I-A] Connecticut the previous week. I think they've played some very good competition, and I'm sure its made them better. We don't know Liberty's personnel that well, having only played them once, but I'm sure they will come here ready to play on Saturday.

**Comments on where W&M needs to improve for this week's game.**

We need to get better in a lot of areas. Our receivers need to cut down on the dropped passes and improve on our route running. The offensive line needs to sure up in its pass protection and continue to improve in its run blocking. Defensively, we need to be more fundamentally sound in tackling, taking good angles and breaking down at the ball.

**THE JIMMYE LAYCOCK ERA**

(1980-present)

171-115-2 (Career Record)

Year	Record	Postseason
1980	2-9	
1981	5-6	
1982	3-8	
<b>1983</b>	<b>6-5</b>	
<b>1984</b>	<b>6-5</b>	
<b>1985</b>	<b>7-4</b>	
<b>1986</b>	<b>9-3</b>	<b>NCAA Playoffs</b>
1987	5-6	
<b>1988</b>	<b>6-4-1</b>	<b>Epson Ivy Bowl</b>
<b>1989</b>	<b>8-3-1</b>	<b>NCAA Playoffs</b>
<b>1990</b>	<b>10-3</b>	<b>NCAA Playoffs</b>
1991	5-6	
<b>1992</b>	<b>9-2</b>	<b>Epson Ivy Bowl</b>
<b>1993</b>	<b>9-3</b>	<b>NCAA Playoffs</b>
<b>1994</b>	<b>8-3</b>	
<b>1995</b>	<b>7-4</b>	
<b>1996</b>	<b>10-3</b>	<b>NCAA Playoffs</b>
<b>1997</b>	<b>7-4</b>	
<b>1998</b>	<b>7-4</b>	
<b>1999</b>	<b>6-5</b>	
2000	5-6	
<b>2001</b>	<b>8-4</b>	<b>NCAA Playoffs</b>
<b>2002</b>	<b>6-5</b>	
2003	5-5	
<b>2004</b>	<b>11-3</b>	<b>NCAA Playoffs</b>
2005	1-2	

Winning Seasons in Bold

**LAYCOCK IN I-AA PLAYOFFS**

1986	Delaware, 17-51 (L)
1989	Furman, 10-24 (L)
1990	Massachusetts, 38-0 (W)
	Central Florida, 38-52 (L)
1993	McNeese State, 28-34 (L)
1996	Jackson State, 45-6 (W)
	Northern Iowa, 35-38 (L)
2001	Appalachian State, 27-40 (L)
2004	Hampton, 42-35 (W)
	Delaware, 44-38 2 OT (W)
	James Madison, 34-48 (L)

**LAYCOCK VS. THE ATLANTIC 10**

Team	W	L	T
Delaware	11	14	0
Hofstra	2	1	0
James Madison	12	13	0
Maine	5	1	0
Massachusetts	4	5	0
New Hampshire	8	2	0
Northeastern	9	2	0
Rhode Island	9	2	0
Richmond	19	6	0
Towson	2	0	0
Villanova	9	5	1





### 2005 ATLANTIC 10 FINAL STANDINGS

SOUTH	A-10	Overall
Villanova	1-0	1-1
Richmond	1-0	1-2
Delaware	0-0	2-0
James Madison	0-0	2-1
Towson	0-1	2-1
William and Mary	0-1	1-2

NORTH	A-10	Overall
Rhode Island	1-0	3-0
New Hampshire	1-0	2-0
Massachusetts	1-0	2-1
Hofstra	0-0	2-0
Maine	0-1	1-2
Northeastern	0-1	0-3

### AROUND THE ATLANTIC 10 THIS WEEK

Saturday, Sept. 24	
Dartmouth at New Hampshire	12 PM
*Towson at Northeastern	12:30 PM
<b>Liberty at William and Mary</b>	<b>1 PM</b>
Hofstra at Furman	2 PM
*Rhode Island at Massachusetts	6 PM
Richmond at Vanderbilt	7 PM
Holy Cross at Delaware	7 PM
Pennsylvania at Villanova (Franklin Field)	7 PM
*Atlantic 10 Conference Game	

### W&M'S ATLANTIC 10 RANKING

Total Offense	6th	410.7
Passing Offense	6th	232.7
Rushing Offense	5th	177.0
Scoring Offense	7th	31.3
Pass Efficiency	5th	142.1
Third-down Conversion	8th	37.1
Fourth-down Conversion	T-4th	1-2
Red Zone Offense	1st	91.7
Sacks Against	10th	7
Total Defense	10th	424.7
Passing Defense	9th	233.3
Rushing Defense	9th	191.3
Scoring Defense	11th	30.3
Pass Defense Efficiency	12th	136.3
Sacks	9th	4
Turnover Margin	6th	0.33
Punting	9th	31.4
Kickoff Returns	9th	20.3
Punt Returns	3rd	12.3
Kickoff Coverage	8th	20.4
Penalties	2nd	36.0
Field Goals	T-1st	1.00
PAT Kicking	5th	.909
Time of Possession	7th	30:10

### W&M INDIVIDUALS IN THE A-10 TOP 10

Rushing	Brooks	1st	117.7
Passing	Phillips	10th	108.7
Total Offense	Brooks	10th	118.7
Pass Efficiency	Phillips	3rd	167.6
Punting	Pritchard	5th	39.1
Scoring	Kuehn	7th	9.3
Scoring (Kick)	Kuehn	3rd	9.3
Scoring (TDs)	Brooks	T-6th	6.0
All Purpose	Brooks	3rd	140.7
Punt Return AVG	Lustig	3rd	12.3
FG AVG	Kuehn	T-1st	2.00
FG Pct.	Kuehn	T-1st	100.0
PAT Pct.	Kuehn	T-6th	90.9
Interceptions	Cason	T-2nd	2
	Shaw	T-2nd	2
	Allen	T-8th	1
	Riley	T-8th	1
Tackles/Game	Rutter	3rd	11.3
Sacks	Watson	4th	2.5
Fumbles Forced	Watson	T-1st	1
Fumbles Recovered	Nickell	T-2nd	1
Passes Defended	Cason	T-5th	4

## WILLIAM AND MARY GAME NOTES

Game 4 - vs. Liberty - Sept. 24, 2005

### TEAM NOTES

#### With a Win Over Liberty, W&M Would...

- Prevent the team's first 1-3 start since the 2003 season (when it started the year 1-5).
- Stand as the team's 22nd-straight win over team's currently in the Big South Conference (with 20 of those victories coming against VMI).
- Run its record against I-AA teams from the state of Virginia to 9-2 in the last three years (only losses coming to JMU in 2003 regular season and 2004 playoffs).
- Give head coach Jimmie Laycock his 61st career victory over a team from the state of Virginia.
- Be the team's fifth-win in the last six years (since 2000) in the home opener (only loss coming against UMass in 2003).
- Extend the Tribe's regular season home winning streak to eight games. The last regular season home game the Tribe lost was in 2003, a 24-14 defeat to James Madison.
- Move the Tribe to within three games of the 500 all-time win mark.

**Did You Know?:** William and Mary Head Coach Jimmie Laycock is 18-7, all-time, in home openers. As previously mentioned, he has won four of the last five since the 2000 season and is 9-3 since joining the Atlantic 10 Conference in 1993.

**History Lesson:** William and Mary's last loss at Rhode Island, a 34-31 setback in 2001, spurred a five-game conference-winning streak that culminated with a thrilling 47-44 win against Villanova. The streak powered the College to a share of the conference crown and a place in the NCAA Playoffs.

**Clean Laundry:** Traditionally, officials have been able to keep their flags relatively clean when the Tribe is involved, as W&M has been at, or near, the top of the league in terms of fewest penalties a game for the last seven years. This season is little different, as the College is currently second in the A10 with just over 36.0 yds/gm in penalties.

What may be a little harder to believe is how few times the Tribe's opponents have been flagged. Through three games W&M's opposition has been penalized a grand total of three times for just 25 yards. So far, URI's 15 total penalty yards (on one penalty) dwarfs the two previous opponent's cumulative total (of 10 yards, as Marshall and VMI were flagged just one

apiece for five yards).

**Unprecedented Interest:** As was mentioned in last week's release, the William and Mary Athletics Department has broken the single-season record for season ticket sales. As of last Wednesday, Sept. 14th, the College has sold a total of 2555 season tickets, surpassing the previous record of 2,532 set in 1971 (Lou Holtz's last season on campus). While still expected to grow over the next two working weeks, the 2005 total is already 583 higher than last season's total sales of 1,972.

**Big South Battles:** Saturday's game with Liberty will mark the Tribe's second this season against a Big South opponent, as the Tribe beat VMI, 41-7, on Sept. 10. The Big South is in its fourth year of existence, and Saturday's game will be W&M's fifth-ever contest against a BSC team. The Tribe is 3-0 against VMI since the Keydets joined the Big South in 2002, and 1-0 against Liberty after last season's 37-17 win in Lynchburg. Saturday's match-up is also the Tribe's final non-conference game of the 2005 season.

**Frequently Asked Question:** If a general poll of the most commonly asked question that comes into the W&M Sports Information Department were taken, one that would surely emerge in the top three would be:

"What is next year's Division I-A game?"

Well, for those inquiring minds, here for the first time is the College's tentative I-A slate going out for the next six seasons:

- 2006 – Maryland
- 2007 – Virginia Tech
- 2008 – NC State
- 2009 – Virginia
- 2010 – North Carolina
- 2011 – Virginia

### OFFENSIVE NOTES

**Coincidence or Consistency?:** In three games on the season, the College has taken a total of 206 offensive plays. In the season opener at Marshall, W&M took 72, and the last two weeks have seen the team take 67 offensive snaps against both VMI and Rhode Island.

The numbers have been nearly identical in time of possession as well, as the first game saw W&M control the ball 30:18. The following week, the College possessed the ball 30:02 (vs. VMI), while it held it 30:10 vs. URI.

There has been some significant difference, however, in terms of what the team has done with those snaps. It rolled to a season-high 469 total yards and 41 points vs. VMI, while it 'only' managed 24 points and 359 total yards vs. Marshall. Last week vs. Rhode Island, the team middled the two performances by putting up 29 points and 406 yards of total offense.

**Three and Out:** At first glance, one number that jumped off the post game stat sheet after the team's loss at Rhode Island was the College's 0 for 10 performance on third down conversions. It has been at least 12 years since a Laycock coached team has failed to convert in a third down situation (12 years was as far as the SID could efficiently run the numbers). The research turned up only two games that could compare, a one for 13 third-down performance vs. Delaware in a 14-0 loss in 1997 and a one of 15 performance vs. Northeastern in a 17-12 loss in 1994.

That being said, its relative lack of third down efficiency didn't seem to significantly reduce the team's offensive potency, as W&M posted 29 points, rolled to better than 400 yards of total offense and managed 22 first downs on the afternoon.

**More of the Same:** While the team's offense didn't find success on third-down situations, the same can't be said of red zone opportunities, as the College converted all

three opportunities into points of some kind vs. URI (one touchdown and two field goals). For the season, William and Mary leads the A10 in red zone efficiency, as it has converted on 11 of its 12 ventures inside opponent's 20-yard line. Eight of its 11 scores have been touchdowns.

This number compares very favorably with the team's success of 2004, which saw the College convert 49 of its 52 regular season red zone opportunities into points (36 TDs, 13 FGs).

**Kuehn the King:** By knocking through three field goals vs. Rhode Island, W&M senior place-kicker Greg Kuehn has become the Atlantic 10 Conference's all-time leader in career field goals. His total of 52 broke Hofstra's Chris Onarato's one-year old record total of 50 (set between the 2000-04 seasons).

The reigning A10 Special Teams Player of the Year, Kuehn has not disappointed in the early going of the 2005 season, as he has been true on all six of his field goal attempts and 10 of his 11 extra point attempts.

Kuehn has been strikingly consistent in his three-previous years as the team's starting place-kicker, as he has never hit on less than 67% of his field goal attempts in any single season. He has a career conversion rate of 69%.

His conversion rate on extra points is even more impressive, as he has knocked



**A10 PREDICTED ORDER OF FINISH**

NORTHERN	SOUTHERN
1. Massachusetts (12)	1. James Madison (16)
New Hampshire (14)	2. Delaware (6)
3. Hofstra (4)	3. <b>William &amp; Mary</b> (6)
4. Maine	4. Villanova (2)
5. Northeastern	5. Richmond
6. Rhode Island	6. Towson

(first place votes)

**LAST WEEK'S RESULTS**

\*Rhode Island 48, William and Mary 29  
 \*New Hampshire 62, Towson 21  
 \*Richmond 26, Maine 21  
 \*Villanova 38, Northeastern 20  
 Delaware 42, West Chester 21  
 Hofstra 55, Stony Brook 0  
 James Madison 65, Delaware State 7  
 Massachusetts 40, Albany 0

**LAST WEEK'S A10 PLAYERS OF THE WEEK**

OFFENSE: Ricky Santos, UNH, QB  
 DEFENSE: Lance Gray, UR, LB,  
 Brian Hulea, VU, LB  
 SPECIAL TEAMS: Darrel Young, VU, LB  
 ROOKIE: Joe Casey, URI, RB

**A10 IN THE NATIONAL POLLS**

Sports Network (9/19)	ESPN/USA Today (9/19)
2. New Hampshire	3. New Hampshire
6. Delaware	6. Delaware
7. James Madison	7. James Madison
<b>16. William &amp; Mary</b>	<b>16. William &amp; Mary</b>
17. Hofstra	17. Hofstra
24. Massachusetts	23. Rhode Island
25. Rhode Island	25. Massachusetts

**TOP 10 CAREER A-10 COACHING VICTORIES**

(Through 9/17)

1. Bill Bowes (UNH, 1972-98) .....	97
2. "Tubby" Raymond (UD, 1966-01) .....	89
<b>3. Andy Talley (VU, 1985- ) .....</b>	<b>82</b>
<b>4. Jimmie Laycock (W&amp;M, 1993- ) .....</b>	<b>65</b>
5. Jim Reid (UMass, 1986-91, UR, 95-03) .....	61
<b>6. Jack Cosgrove (UM, 1993- ) .....</b>	<b>43</b>
7. Tom Jackson (UC, 1983-93) .....	42
8. Hal Westerman (UM, 1951-66) .....	41
Vic Fusia (UMass, 1961-70) .....	41
10. Bob Griffin (URI, 1976-92) .....	37

Active Coaches in Bold

**ALL-TIME CONFERENCE STANDINGS**

(Through 9/17)

Team	Conf. Record	Pct.
Delaware	108-45-0	.706
<b>William &amp; Mary</b>	<b>65-34-0</b>	<b>.657</b>
Massachusetts	202-118-4	.630
Villanova	82-58-0	.586
<i>Connecticut</i>	<i>158-115-10</i>	<i>.576</i>
James Madison	51-48-0	.515
New Hampshire	164-161-10	.504
Hofstra	16-19-0	.457
<i>Boston U.</i>	<i>143-177-7</i>	<i>.448</i>
Maine	146-183-7	.445
Northeastern	40-60-0	.400
Richmond	61-94-0	.394
Rhode Island	119-214-7	.360
<i>Vermont</i>	<i>27-63-2</i>	<i>.304</i>
Towson	0-9-0	.000

Former members in italics

**THE LAST MEETING**

**#18 William and Mary 37, Liberty 17**

LYNCHBURG, VA (10/9/04) - Senior All-American candidate Lang Campbell threw for 368 yards, including 221 to senior wide receiver Dominique Thompson, as the 18th-ranked College of William and Mary defeated Liberty, 37-17.

In the first-ever meeting between the schools, Campbell completed 19-of-30 passes to surpass the 300-yard mark for the second time in as many games and the third time this season. Thompson pulled in a career-high 10 catches for a personal-best 221 yards, which ranks as the third-best single-game performance in W&M history behind only David Conklin's 240-yard performance against VMI on Sept. 13, 1997, and Mike Sutton's 226-yard effort at Marshall on Nov. 5, 1983. The College piled up a season-high 498 total yards of offense to the Flames' 264.

Senior Jon Smith carried 19 times for 51 yards and a pair of TDs, while Campbell and sophomore Elijah Brooks each added a score on the ground, as W&M recorded a season-high four rushing TDs.


Junior cornerback Stephen Cason had an outstanding game to pace the defense, sharing team-high honors with eight total tackles, in addition to 1.5 sacks, three pass breakups and 2.5 total tackles for loss. The Tribe defense recorded a season-high seven sacks, led by Jonas Watson's two. All-conference candidate Adam O'Connor registered 1.5 sacks to bring his team-leading total to 4.5.

The win gave W&M its fourth consecutive victory and eighth-straight win over a Division I-AA opponent, dating back to the 2003 season.

	1	2	3	4	Final
#18 William & Mary	10	10	10	7	37
Liberty	3	0	7	7	17

**Scoring Summary**

Qtr	Team	Score	Time
1st	W&M	FG Kuehn 22	8:53
	LU	FG Kolegue 41	5:24
	W&M	Brooks 1 run (Kuehn kick)	1:20
2nd	W&M	Campbell 1 run (Kuehn kick)	11:57
	W&M	FG Kuehn 20	2:56
3rd	W&M	Smith 1 run (Kuehn kick)	11:51
	LU	Gado 2 run (Kolegue kick)	8:48
	W&M	FG Kuehn 28	2:37
4th	W&M	Smith 1 run (Kuehn kick)	3:23
	LU	Hamilton 1 run (Kolegue kick)	0:18



One of Jonas Watson's two sacks last season at Liberty.

## MEDIA CENTER

### WILLIAM AND MARY ON THE RADIO

Stretching over 150 miles across Virginia, the William and Mary radio network is the gateway to all of the Tribe's football action over the air. Veteran broadcast team Jay Colley (play-by-play) and Bob Sheeran (color) will once again relay the excitement of Tribe football over the airways on Saturdays. In addition to your local stations, all Tribe football and men's basketball games can be heard via the W&M athletics web site, [www.TribeAthletics.com](http://www.TribeAthletics.com).

#### W&M Radio Network Affiliates

WMBG	740 AM	Williamsburg
WSRV	92.3 FM	Williamsburg
WBRG	1050 AM	Lynchburg
WTOX	1480 AM	Richmond

You can also catch head coach Jimmye Laycock each Tuesday morning from 7:40 a.m. to 8:00 a.m. on Mornings with Big Al on Richmond's WXGI ESPN 950 AM.

#### A-10 COACHES CONFERENCE CALL

Every Monday, the A-10 will conduct a teleconference from 10 a.m.-12:10 p.m. (eastern time) with each of its head football coaches. Each coach will have a ten-minute slot to discuss his team and answer questions from the media. Members of the media are strongly encouraged to participate. For the access number, call Pete Clawson (757) 221-3369.

#### W&M WEEKLY PRESS CONFERENCE

A press conference with head coach Jimmye Laycock will be held Tuesday's prior to a Saturday game at noon at the Hospitality House in Williamsburg. Interviews with players will follow the luncheon. Please confirm your attendance with Pete Clawson at least 24 hours in advance at (757) 221-3369 or [pmclaw@wm.edu](mailto:pmclaw@wm.edu).

10:00	Atlantic 10 Update
10:10	Dave Clawson, Richmond
<b>10:20</b>	<b>Jimmye Laycock, W&amp;M</b>
10:30	Andy Talley, Villanova
10:40	Rocky Hager, Northeastern
10:50	Mickey Matthews, JMU
11:00	Jack Cosgrove, Maine
11:10	Don Brown, Massachusetts
11:20	Tim Stowers, Rhode Island
11:30	K.C. Keeler, Delaware
11:40	Sean McDonnell, UNH
11:50	Joe Gardi, Hofstra
12:00	Gordy Combs, Towson

#### A-10 PRESS BOX PHONE NUMBERS

Delaware	302-831-6199/302-831-2186
Hofstra	516-463-5247
James Madison	540-568-6521
Maine	207-581-1049
Massachusetts	413-545-3550
New Hampshire	603-862-2585
Northeastern	617-566-5956
Rhode Island	401-874-4616
Richmond	804-355-6110
Towson	410-704-3102
Villanova	610-519-5290
William & Mary	757-221-3414

through 96% of his career attempts (125 of 130), including 111 of the last 113.

The 6-3, 200-pound native of Potomac Falls, VA already has secured his legacy as one of the program's premier special team's performers, and has several career records, both school and conference, within his grasp. The following is a look at just a few:

- He currently has 289 career points, which has pushed him past Steve Christie's previous school career record of 279, set between the 1985-89 seasons.
- He already is the A10's all-time leader in points by a kicker, surpassing former Tribe great Brian Shallcross, who amassed 272 points between the 1994-97 seasons. (note that the Tribe was not in a league during Christie's playing career)
- He needs just five more field goals to pass Steve Christie's school career record of 57.
- With 10 extra-points already this season, he moved his career total to 133 and has passed current Villanova place-kicker Adam Jones into seventh-place on the league's all-time charts in that category. His fourth extra-point vs. VMI in the season's second game moved him past Shallcross and into first place on the Tribe's career PAT listings.
- He already is the College's career record holder for consecutive extra points, as he had run up 99-straight PATs without a miss until hitting the upright in the team's NCAA Quarterfinal win over Delaware.
- His performance vs. URI stands as the seventh time in his career that he has hit three field goals in one game, which also stands as a school record.
- He currently is riding a streak of eight consecutive makes on field goal attempts, dating back to last season. His last miss from the field came on a 33-yard attempt vs. Delaware in the national semi-finals. He hasn't missed a field goal attempt in the regular season since misfiring on his first attempt (from 32 yards) at James Madison – a play he later redeemed himself by making the game-winning 46-yard attempt at the buzzer.

**Did You Know?:** That Greg Kuehn has the chance to become the first place-kicker in the history of the A10 Conference to earn all-conference recognition in all four seasons of his career.

**Punishing Performer:** Through three games of the 2005 season, junior tailback has made a strong impression on opposing defenses, literally. The 5-9, 210-pound product of Largo, MD has made a good living between the tackles in the early going and has rarely shied from contact. Brooks



*Junior running back Elijah Brooks scores on a 2-yard touchdown run Saturday at URI.*

has packaged speed, power and balance to become one of the league's early season surprises. His 113-yard performance vs. URI kept him perched atop the league's individual rushing charts for the third consecutive week, as he is averaging 118.7 yds/game.

He leads the league in both carries (64) and total rushing yards (356), while his 5.6 yds/carry rates second amongst the backs with 40, or more, attempts.

Coupled with his 149-yard season opening effort at I-A Marshall (on a career high 28 carries), Brooks not only has doubled his career 100-yard plus efforts already this season, but has accumulated twice as many 100-yard performances than the team had in 14 games last season.

The vast majority of his this season has been done running behind the stand-out play of senior center Pat Mulloy, who earned the team's Offensive Player of the Game honors vs. VMI.

His 346 rushing yards in three games accounts for more than 50% of his entire 14 game total in 2004 (661 yards).

**In the Numbers:** As was the case with his 149-yard effort vs. Marshall, Brooks' 113-yard performance against the Rams stood as nearly all of the team's net rushing yards. In the two games (both losses), Brooks accounted for 262 of the Tribe's 269 total net rushing yards.

**Did You Know?:** Entering the 2005 season, W&M had won 11-consecutive games when it had at least one individual rush for 100-plus yards. Prior to this season, the team's last loss with a 100-yard rusher was



in the 2001, 34-31, setback at Rhode Island, when then-senior Marcus Howard's 104-yard effort went for naught.

**Possible First?:** In the 12 years the Tribe has been affiliated with the A10 Conference, no Tribe back as won the league's rushing title. William and Mary has had at least one player lead the league in passing, receiving, scoring, interceptions, punt returns and pass efficiency.

**Silver Lining?:** One definite positive to come out of the URI contest is the fact that the Tribe made it through the contest with no significant injuries. The first three games of the season have seen the Tribe have at least one starter miss playing due to injury. Coming into the year, standout sophomore receiver Joe Nicholas was forced to miss the Marshall game with internal injuries suffered in the last pre-season scrimmage. The next two contests made life particularly hard for Tribe Offensive Line Coach Bob Solderitch, whose front five lost the starting left guard in consecutive games, with senior three-year starter Ryan Lumm going down for the season with a broken leg at Marshall and fifth-year senior Matt Ridjaneck falling at VMI with a knee injury that has made him week-to-week.

**Did You Know?:** William and Mary has had four different players score via the ground in the first three games of 2005. It went the entire 14 game 2004 schedule with only three players finding paydirt (graduated seniors Jon Smith, TB: 15; and Lang Campbell, QB: 8; and Brooks, 5) on the ground.



*Senior tight end Adam Bratton leads the team in plays over 20 yards with four and currently is averaging a team-best 17.6 yards per catch.*

**Precision Position:** The College knew there was a tremendous amount of potential at the quarterback position coming into the season, with sophomore Mike Potts emerging as the starter after a tightly contested battle with redshirt freshman Jake Phillips. So far, the potential has translated into production, as each has shown flashes of brilliance.

The last two starts have been particularly telling, as Phillips earned the league's Rookie of the Week honors subbing for an injured Potts two weeks ago vs. VMI by completing 17 of his 21 passes for 202 yards and a touchdown.

After starting the year with a solid 164-yard afternoon vs. I-A Marshall, Potts took his turn against I-AA competition at URI and was equally as impressive in hitting on 20 of 29 attempts for 208 yards and one touchdown, a 49-yard strike to Joe Nicholas in the first quarter. Potts completed passes to six different players on the afternoon and did not throw an interception.


The two have combined to throw 93 total passes, completing 61 (65.5%) for 698 yards. What is perhaps most impressive is the two first year starters have only thrown one interception each, while they have combined for five TD passes (three for Potts). The combined passing yardage numbers are better than all but two of the league's starting QBs and the five TDs trail only JMU's Justin Rascati's total of six. The 98 attempts would rank as the second most amongst league signal callers, while the two interceptions would be the lowest number among the four QBs who have more than 70 attempts.

**Helping Hand:** In the Tribe's season opener at Marshall, the Tribe wide outs combined for eight catches and 83 yards, a number that sophomore Joe Nicholas nearly surpassed himself in the next contest when he pulled down seven spirals for 107 yards.

While the Rams' did a nice job containing the athletic 6-3, 211-pounder, he still managed four grabs for 76 yards, including his first TD catch of the season, a 49-yard strike down the left sideline from fellow sophomore Mike Potts.

Nicholas, who established the team's freshman record for receptions in 2004 with 66 (for 799 yards), has now caught four, or more, passes in 10-straight contests, dating back to last season. He has made at least one catch in 14 of his 16 career games, and in 11-straight contests.

Oddly enough, his last game without at least one reception came against this week's opponent, Liberty.



*Junior wide receiver John Taylor caught four passes for 33 yards in Saturday's loss at Rhode Island.*

**Taylor Made:** Despite not appearing on the College's two-deep, sure-handed junior receiver John Taylor has made it a point to show up on the field. This past Saturday, vs. URI, Taylor set career highs in catches (four) and yards (33).

Making the majority of his appearances as a slot receiver, the 6-3, 210-pound product of Washington, DC's St. Albans High School has already surpassed his entire 14 game output of 2004, as he has contributed seven catches for 52 yards (as compared to four grabs for 46 yards a year ago).

**Battling Bratton:** Senior tight end Adam Bratton has worked himself into one of the league's premier players at his position. The winner of the team's John A. Stewart Award for outstanding performance in off-season workouts, Bratton has taken his game to a new level in 2005. Through three games, his 141 receiving yards is the second highest figure on the squad, while his eight catches ranks him third. This past weekend against Rhode Island, Bratton came down with four receptions for 51 yards.

He currently is leading the team in plays over 20 yards with four and currently is averaging a team-best 17.6 yards per catch.

Bratton has caught at least one pass in 10-straight contests, dating back to last season and has put together multiple catch performances in seven games during that stretch.

**Out of Character:** The Tribe has committed six turnovers in the first three games,



**SPORTS NETWORK I-AA TOP 25  
SEPTEMBER 19, 2005**

Team (First Place Votes)	2005 Record	PR
1. Western Kentucky (40)	2-0	2
2. New Hampshire (24)	2-0	3
3. Southern Illinois (31)	2-1	1
4. Montana (5)	2-1	4
5. Eastern Washington (10)	1-1	5
6. Delaware (4)	2-0	10
7. James Madison	2-1	8
8. North Dakota State (3)	3-0	12
9. Furman	2-1	10
10. Northern Iowa	2-1	9
11. Hampton	3-0	13
12. Cal Poly	2-1	18
13. Lehigh	1-1	16
14. Texas State	2-0	20
15. Harvard (1)	1-0	19
<b>16. William and Mary</b>	<b>1-2</b>	<b>9</b>
17. Hofstra	2-0	23
18. Montana State	1-2	11
19. Western Carolina	2-1	22
20. South Carolina State	3-0	NR
21. Wofford	2-1	NR
22. Appalachian State	2-1	NR
23. Northwestern State	1-2	15
24. Massachusetts	2-1	25
25. Rhode Island	3-0	NR

**ESPN/USA TODAY I-AA TOP 25  
SEPTEMBER 19, 2005**

Team (First Place Votes)	2005 Record	PR
1. Western Kentucky (21)	2-0	2
2. Southern Illinois (14)	2-1	1
3. New Hampshire (10)	2-0	4
4. Montana (2)	2-1	5
5. Eastern Washington (5)	1-1	3
6. Delaware (4)	2-0	6
7. James Madison	2-1	8
8. North Dakota State (1)	3-0	13
9. Furman	2-1	10
10. Hampton	3-0	12
11. Northern Iowa	2-1	9
12. Cal Poly	2-1	17
13. Lehigh	1-1	17
14. Texas State	2-0	20
15. Harvard	1-0	19
<b>16. William and Mary</b>	<b>1-2</b>	<b>7</b>
17. Hofstra	2-0	24
18. Montana State	1-2	11
19. South Carolina State	3-0	25
20. Wofford	2-1	NR
21. Western Carolina	2-1	21
22. Appalachian State	2-1	NR
23. Rhode Island	3-0	NR
24. Northwestern State	1-2	16
25. Massachusetts	2-1	NR

**W&M IN THE RANKINGS IN 2005**

Week	Sports Network	ESPN-USA Today
Pre.	9	9
Sept. 5	11	--
Sept. 12	7	7
Sept. 19	16	16
Sept. 26		
Oct. 3		
Oct. 10		
Oct. 17		
Oct. 24		
Oct. 31		
Nov. 7		
Nov. 14		
Nov. 21		
Final		

which is now just one shy of the entire total for the 2004 season (when the school recorded an NCAA record-low seven miscues in 11 games). William and Mary went the entire 11-game regular season schedule without committing two turnovers in the same game.

**Passing Fancy:** With week one starter Mike Potts on the bench nursing an ankle injury, redshirt freshman Jake Phillips had the opportunity to make his first collegiate start. The athletic 6-3, 208 pound native of Bath County, VA played in front of a large contingent of hometown fans that made the short 20-mile journey east to Lexington and did not disappoint. Phillips looked to have the command of a veteran, as he completed 17 of his 21 attempts for 202 yards and a score.

The following is a quick glance at his afternoon's achievements:

- 10 of his 17 completions were for first downs
- Scored his first career TD on a one-yard plunge on a fourth and goal from the VMI one-yard line, putting an exclamation point on the Tribe's game-opening 14-play, 87-yard drive.
- Helped lead the team to four TDs and one field goal in five red zone opportunities.
- Ended the first half by running the two minute drill to near perfection. Led team on a six-play, 53-yard scoring drive in just 73 seconds by completing two of three pass attempts for 33 yards and running for an additional 18 yards on two carries. Kuehn made the drive count on the scoreboard, as he was true on a 39-yard attempt as the gun sounded the end of the half.
- Showed excellent vision in the pocket, as he moved the ball around to eight different receivers.
- First career TD pass came on a slick fourth-quarter 19-yard connection with DeBrian Holmes.
- Ended the game with four carries for 19 yards and no sacks.

**Notable Firsts:** The following are some interesting firsts that took place in the Tribe's season opener at Marshall:

- Sophomore QB Mike Potts made his first collegiate start.
- Redshirt freshman WR Joe Marianacci made his first career catch (nine-yard reception in the third quarter)
- True freshmen D.J. McAulay (WR) and Mike Pigram (LB) saw action making them the first true freshman to see game action for the College since current all-conference guard Cody Morris played in the first game of the 2003 season (at Western Michigan).



*Sophomore quarterback Mike Potts completed 20-of-29 attempts for 208 yards and a touchdown Saturday at Rhode Island.*

- Redshirt freshman Josh Rutter (linebacker) and Marianacci (WR) each made starts in their first game of collegiate action. The last Tribe player to start in the first game he played was current corner Richard Riley, opened the 2003 season as the first-team corner vs. Western Michigan.
- Redshirt freshman safety Kevin Allen recorded the first interception of his career in the second quarter. The turnover led to a Tribe touchdown.
- Sophomore tailback Tony Viola scored his first collegiate touchdown on his first collegiate reception. His catch put the Tribe up by a point midway through the third quarter (24-23). Fullback Matt Otey and wide receiver John Taylor each accomplished the feat last season.
- Sophomore punter Blair Pritchard did a solid job in his first action as a punter, averaging 40.0 yds/att on his four efforts at Marshall. Junior Corey Davis also attempted his first two career punts and averaged 32.0.

**A Tradition of Quarterbacks:** Longevity isn't the only measure of success for the Tribe's QBs, as since joining the Atlantic 10 Football conference in 1993, a William and Mary quarterback has earned some variety of all-conference honor in nine of the 12 seasons, including each the last seven-straight campaigns.

Going hand-in-hand with the post-season honors is the fact that in seven of the 12 seasons in league play, a Tribe QB has turned in the conference's top QB efficiency rating.

## DEFENSIVE NOTES

**A Developing Trend:** For the third consecutive game, redshirt freshman linebacker Josh Rutter led the Tribe defense in tackles Saturday at Rhode Island in what was just his third-career start. From the weak-side position, the 6-3, 228-pound Union Bridge, Md. product continued the impressive start to his collegiate career, recording nine total tackles. Six of Rutter's stops were solo tackles, and he added one TFL for a loss of a yard.

At VMI on Sept. 10, Rutter made four solo tackles against the Keydets and was again credited with one TFL. He finished the contest with nine total tackles.

In his first career start at Marshall on Sept. 1, Rutter recorded a game-high 16 total tackles, four of which were solos. Rutter was also named the coaching staff's special teams player of the week for his work on kick coverage, which included four total tackles.

After three weeks of the 2005 campaign, Rutter ranks third in the Atlantic 10 in tackles per game, averaging 11.3 stops per outing. In fact, Rutter's total of 34 tackles is the top number by an A10 defender to this point of the season, one better than Northeastern junior linebacker Jamil Young.

**No-Fly Zone:** With three interceptions in Saturday's loss at Rhode Island, the Tribe secondary has continued to hamper opposing aerial attacks by way of turnovers.

In fact, with six interceptions through three games, the defense is already halfway to its entire 2004 total of 12 picks. W&M's six interceptions is tied for the A10 lead with Massachusetts and Maine.

On Saturday, senior strong safety Jon Shaw became the second Tribe defender in as many games to record two interceptions in a game, picking off URI quarterback Jayson Davis on the Rams' first offensive snap and later intercepting a trick-play pass by wide receiver Jerell Jones. The interceptions were Shaw's fourth and fifth career picks, respectively.

Also on Saturday, junior corner Richard Riley registered the first interception of his career, picking off Davis in the second quarter.

Senior corner Stephen Cason was the first to intercept two passes in a game this season, as he turned the trick on Sept. 10 at VMI. Cason returned his second INT 57 yards for a touchdown.

**Added Bonus:** As mentioned, Cason and the Tribe defense provided some scoring of its own at VMI, when the senior corner returned an INT 57 yards for a touchdown in the second quarter. It wasn't that long ago when Cason scored the Tribe's last defensive touchdown, as he returned a pick 62 yards for a score last season against Delaware in the quarterfinals of the NCAA I-AA Championship. That is certainly a trend first-year defensive coordinator Matt McLeod and the W&M faithful would welcome, as one would have had to go all the way back to the 2003 season finale, when James Miller returned an interception for a touchdown against Richmond, to find the last Tribe defensive touchdown before Cason's score against the Blue Hens last year. Here is a quick look at the Tribe's last five defensive touchdowns:

Date	Opp.	Score
9/10/05	VMI	S. Cason 57-yard INT return
12/10/04	UD*	S. Cason 62-yard INT return
11/22/03	UR	J. Miller 77-yard INT return
10/25/03	URI	A. O'Connor fumble recovery in the end zone
10/12/02	Hofstra	B. Parker 26-yard INT return

**Youth Movement:** Although the Tribe returned a stable of veteran starters and reserves, several youngsters, in addition to Rutter, have had an impact through the first two games.


Redshirt freshman safety Kevin Allen recorded four solo tackles Saturday at URI and has one of the Tribe's six interceptions this season, which came in the opener at Marshall.

True freshman linebacker Michael Pigram has seen time in the Tribe's first three games on defense and special teams. On Saturday, Pigram returned two short kick-offs for a total of 21 yards, while also recording one solo tackle. He was credited with three total stops at VMI.

Also at VMI, redshirt freshman defensive back Derek Cox recorded three solo tackles and blocked a punt in the third quarter. It was the Tribe's first blocked punt since the Homecoming win over Rhode Island in 2004.

Redshirt freshman defensive tackle Josh Larkins registered a career-high seven total tackles, including one TFL, at VMI, while sophomore tackle Brandon Pugh finished with two total stops and a half-sack.

**Dialing In:** In his first season as a starter, junior punter Blair Pritchard appears to be hitting his stride, after punting six times for a total of 230 yards, both career-highs Saturday at URI. Pritchard, who was named the coaching staff's special team's player



*Junior Blair Pritchard punted six times for 230 yards, an average of 38.3 yards per kick, Saturday at Rhode Island.*

of the week, recorded a career-long punt of 47 yards and downed one kick inside the URI 20-yard line. He also made a nice open-field solo tackle on punt coverage.

Through three games, Pritchard ranks fifth in the A10 in punting, averaging 39.1 yards per kick. He's downed one punt inside the opponent's 20 in each game.





# IN THE SPOTLIGHT: LARRY PENDLETON, SR., DT

Place of Birth: Norfolk, VA

Roommates: Delmus Coley and Richard Riley

Favorite Modern Invention: Computer

Favorite TV Show: Rap City

Favorite Current Album: John Legend – Get Lifted

Favorite Song: Franchise Boyz, "I Think They Like Me"

What is one skill you possess, outside of football?: Write poetry

Where is your favorite place to read poetry?: www.Poetry.com

What was the name of the last poem you've written?: "Why"

Favorite Summer Job?: Working as a warehouse assistant/beer salesman at Harbor Park in Norfolk

Worst Summer Job?: Coming in and lifting every morning of the summer at 5:30 a.m. with (William and Mary director of speed, strength and conditioning) John Sauer.

What is the last job you could see yourself taking?: Flipping burgers

What is your dream job, at this point?: Being a public or private accountant

Favorite Athlete as a kid: Barry Sanders

What sport are you best at, other than football?: Playing pool or Spades

Are you the best Spades player on the squad?: Yes, no question.

What was your favorite board game as a kid?: Monopoly, hands down. I still play, occasionally

What, if anything, do you have in your room right now from when you were 12, or younger?: A poem I wrote (when I was 12), an old picture of my mother, and my monopoly game.

Favorite video game: Fight Night

Hardest class: Finance

Most enjoyable class: Beginning Acting

If you could star in any role in a major motion picture, what would you choose?: I would be a silent assassin

Do you have a pre-test ritual?: I show up a half-hour early to test and relax

What is the best part of playing football at W&M?: Getting the best education in the country paid for by my scholarship

Hardest part of being a player at W&M: Working out with coach Sauer

If you could play any other position on the field, what would it be?: Punter

Who is the best cook on the team?: [Senior defensive lineman] Jerome Griffin

What's his specialty?: Mashed potatoes

What sport, other than football, would you love to play at the collegiate level?: Golf

What's your handicap?: Well, I've never actually played, so I imagine around 200.

What one thing would people be surprised to learn about you?: That I am a good listener and I actually do talk.

## THE TRIBE IN 2005

Overall: 1-2  
 At home: ..... 0-0  
 Away: ..... 1-2  
 On grass: ..... 1-1  
 On turf: ..... 0-1

A-10 overall: ..... 0-1  
 A-10 home: ..... 0-0  
 A-10 road: ..... 0-1

By Month:  
 September: ..... 1-2  
 October: ..... 0-0  
 November: ..... 0-0  
 December: ..... 0-0

When scoring first ..... 1-1  
 When opponent scores first ..... 0-1  
 When scoring 20+ points ..... 1-2  
 When scoring less than 20 points ..... 0-0  
 When leading at half ..... 1-0  
 When trailing at half ..... 0-2  
 When tied at half ..... 0-0  
 When leading after 3 qtrs ..... 1-0  
 When trailing after 3 qtrs ..... 0-2  
 When tied after 3 qtrs ..... 0-0  
 When out-passing opponent ..... 1-1  
 When out-rushing opponent ..... 1-1  
 When out-gaining opp. (total off.) ..... 1-0  
 When out-gained by opp ..... 0-2  
 With 35+ passing attempts ..... 0-2  
 With less than 35 passing attempts ..... 1-0  
 With 30+ rushing attempts ..... 1-2  
 With less than 30 rush attempts ..... 0-0  
 When leading TOP ..... 1-2  
 When trailing TOP ..... 0-0  
 With an individual 100-yd rusher ..... 0-2  
 With an individual 200-yd passer ..... 1-1  
 With an individual 100-yd receiver ..... 1-0  
 With opponent 100-yd rusher ..... 0-1  
 With opponent 200-yd passer ..... 0-2  
 With opponent 100-yd receiver ..... 0-1  
 When leading turnover ratio ..... 1-1  
 When trailing turnover ratio ..... 0-1



Senior defensive tackle Larry Pendleton recorded two tackles, blocked an extra point and forced a fumble at Rhode Island on Saturday.

# 2005 WILLIAM AND MARY ALPHABETICAL ROSTER

No.	Name	Cl.	Pos.	Ht.	Wt.	High School	Hometown
41	Alexander, Sheldon	Fr.	WR	6-1	200	Woodberry Forest	Gordonsville, VA
36	Allen, Kevin	RF	DB	6-2	195	Highland Springs	Richmond, VA
16	Archer, R.J.	Fr.	QB	6-2	198	Albemarle	Earlsville, VA
86	Atchison, Andrew	So.	TE	6-7	235	Albemarle	Charlottesville, VA
64	Bowles, Jason	So.	DL	6-1	228	Phoebus	Hampton, VA
88	Boykin, Obie	RF	DB	6-3	190	Surry County	Williamsburg, VA
40	Bratton, Adam	Sr.	TE	6-4	250	Montoursville	Montoursville, PA
9	Brooks, Elijah	Jr.	RB	5-9	210	DeMatha	Largo, MD
6	Burrow, Brandon	So.	DB	5-11	180	Colonial Heights	Colonial Heights, VA
49	Bynum, Raphael	Fr.	FB/LB	5-9	230	North Stafford	Stafford, VA
31a	Canty, Major	Fr.	RB			Tennessee	Bristol, TN
22	Cason, Stephen	Sr.	DB	6-0	210	James River	Richmond, VA
67	Cochran, Brent	So.	OL	6-5	300	South Lakes	Reston, VA
32	Coley, Delmus	Jr.	RB	5-8	195	Floyd Kellam	Virginia Beach, VA
37	Cox, Derek	RF	DB	6-1	185	J.H. Rose	Winterville, NC
15	Davis, Corey	Jr.	P/WR	6-1	195	Deep Creek	Chesapeake, VA
45	Falbo, Graham	So.	FB	6-0	250	Westfield	Centreville, VA
60	Ferebee, Melvin	Fr.	DL	6-1	240	Hampton Roads Academy	Hampton, VA
73	Ferrante, John	Fr.	OL	6-6	305	Urbana	Frederick, MD
79	Grant, Michael	RF	OL	6-5	305	Notre Dame	Wrightstown, NJ
75	Grenz, Michael	Sr.	OL	6-3	285	Wayne Hills	Wayne, NJ
95	Griffin, Jr., Jerome	Sr.	DL	6-1	240	Crestwood	Sumter, SC
76	Haley, Michael	RF	OL	6-1	265	Great Bridge	Chesapeake, VA
43	Herbert, Cortenous	Fr.	DL	6-3	260	Northwest	Germantown, MD
53	Hiteshew, Luke	RF	OL	6-1	287	Mount St. Joseph	Baltimore, MD
28	Holmes, DeBrian	RF	RB	5-9	180	Woodside	Fort Eustis, VA
56	Horvath, Ryan	So.	LB	6-1	220	Midlothian	Midlothian, VA
80	Houff, David	RF	WR	6-1	187	Blacksburg	Blacksburg, VA
78	Ilardo, Chris	Fr.	OL	6-3	280	St. Paul's School	Baltimore, MD
17	Jackson, Paris	So.	WR	6-2	200	Westfield	Centreville, VA
42	Johnson, Fred	Fr.	DB	6-1	190	St. Christopher's	Richmond, VA
92	Jones, Ryan	So.	DL	6-3	252	Blacksburg	Blacksburg, VA
51	Kelley, Tim	So.	OL	6-2	290	Watkins Memorial	Pataskala, OH
25	Kuehn, Greg	Sr.	PK	6-3	215	Potomac Falls	Potomac Falls, VA
7	Lanning, Brian	Fr.	WR	6-0	180	Frederick	Frederick, MD
99	Larkins, Josh	RF	DL	6-2	300	Toms River North	Toms River, NJ
38	Letcavage, Andrew	Fr.	LB	6-1	205	Mt. Carmel Area	Kulpmont, PA
72	Lissemore, Sean	Fr.	DL	6-4	245	Dumont	Dumont, NJ
63	Lumm, Ryan	Sr.	OL	6-3	280	Santa Margarita	Mission Viejo, CA
33	Lustig, Josh	Sr.	WR	5-9	175	Cathedral Prep	Erie, PA
2	Mack, Elliott	RF	WR	6-0	188	Delbarton	Irvington, NJ
3	Marianacci, Joe	RF	WR	6-0	186	Wyoming Area	West Pittston, PA
47	McAulay, D.J.	Fr.	WR	5-11	170	Westminster School	New Haven, CT
62	McCutcheon, Thomas	Fr.	OL	6-5	330	Deep Creek	Chesapeake, VA
52	McLaurin, Travis	Sr.	LB	5-11	240	Thomas McKean	Wilmington, DE
23	McLaurin, Trevor	Jr.	RB	5-11	230	Thomas McKean	Wilmington, DE
54	McMurrer, Peter	Fr.	LB	5-11	220	Centreville	Clifton, VA
21	Miller, James	Sr.	DB	6-1	200	Lake Taylor	Norfolk, VA
87	Mitchell, Trey	RF	PK	5-10	165	Radford	Radford, VA
19	Molenaar, Brett	Fr.	QB	6-4	208	Coast Union	Cambria, CA
61	Moore, Christopher	Fr.	OL	6-1	260	Amherst County	Madison Heights, VA
68	Morris, Cody	Jr.	OL	6-4	285	Hazelton Area	Jeansville, PA
4	Muldrow, Leonard	Jr.	DB	5-9	180	Ocean Lakes	Virginia Beach, VA
59	Mulloy, Patrick	Sr.	OL	6-4	315	Salesianum	West Chester, PA
82	Muro, Evan	RF	TE	6-6	246	Warwick	Newport News, VA



<b>No.</b>	<b>Name</b>	<b>Cl.</b>	<b>Pos.</b>	<b>Ht.</b>	<b>Wt.</b>	<b>High School</b>	<b>Hometown</b>
56	Muse, C.J.	Fr.	OL	6-4	310	Lexington	Lexington, SC
57	Neely, Brian	Jr.	DL	6-4	298	Lee Davis	Mechanicsville, VA
27	Nicholas, Joe	So.	WR	6-3	211	Hazleton Area	Sugarloaf, PA
55	Nickell, Ryan	Jr.	LB	6-2	210	Tabb	Yorktown, VA
30	Nickerson, Matt	Fr.	RB	5-9	176	Woodson	Fairfax Station, VA
90	O'Brien, Eric	RF	DL	6-1	268	Delone Catholic	Abbottstown, PA
97	O'Connor, Adam	Sr.	DL	6-8	275	Ragsdale	Greensboro, NC
39	O'Neill, T.J.	So.	LB	6-1	238	Tabor Academy	Duxbury, MA
72	Oliver, Justin	So.	OL	6-4	295	Gettysburg	Fairfield, PA
46	Otey, Matt	So.	FB	5-11	230	Hershey	Hershey, PA
13	Page, David	So.	DB	5-9	180	Cardinal Mooney	Sarasota, FL
26	Parrott, LeVince	Jr.	FB	5-10	225	Lafayette	Williamsburg, VA
84	Pate, Brian	Fr.	K/P	5-10	160	Massaponax	Fredericksburg, VA
58	Pendleton, Larry	Sr.	DL	6-3	285	Booker T. Washington	Norfolk, VA
81	Phillips, Brett	RF	WR	6-2	185	Seattle Prep	Seattle, WA
18	Phillips, Jacob	RF	QB	6-3	208	Bath County	Warm Springs, VA
48	Pigram, Michael	Fr.	RB/LB	5-10	218	Hopewell	Hopewell, VA
10	Potts, Michael	So.	QB	6-4	224	Middletown	Middletown, DE
91	Pritchard, Blair	Jr.	K/P	5-11	230	Atlee	Mechanicsville, VA
74	Pugh, Brandon	So.	DL	6-2	261	Indian River	Chesapeake, VA
96	Pulley, Daniel	Fr.	DL	6-3	262	Atlantic Shores Christian	Chesapeake, VA
50	Reyher, Todd	RF	LB	6-0	214	Lafayette	Williamsburg, VA
65	Ridjaneck, Matt	Sr.	OL	6-4	275	Center	Monaca, PA
24	Riley, Richard	Jr.	DB	6-2	185	Gaithersburg	Gaithersburg, MD
89	Robertson, Eric	Fr.	WR	6-2	180	Albemarle	Barboursville, VA
44	Rutter, Josh	RF	LB	6-3	228	Francis Scott Key	Union Bridge, MD
70	Shafran, Jonathan	RF	OL	6-3	255	Langley	Great Falls, VA
35	Shaw, Jonathan	Sr.	DB	6-0	198	Lake Brantley	Altamonte Springs, FL
31	Slye, Cedric	Jr.	DB	5-10	183	St. John's	Washington, D.C.
71	Stewart, Brad	So.	OL	6-3	300	Bethel Park	Bethel Park, PA
29	Stout, Zachary	Jr.	DB	6-0	190	Lee Davis	Mechanicsville, VA
14	Taylor, Christian	Jr.	QB	6-5	205	Grafton	Yorktown, VA
11	Taylor, John	Jr.	WR	6-3	210	St. Albans	Washington, D.C.
66	Tracy, Adrian	Fr.	LB	6-4	230	Potomac Falls	Sterling, VA
85	Trinkle, Matt	Jr.	TE	6-5	260	Allentown C. Catholic	Whitehall, PA
83	Troester, Jordan	Jr.	TE	6-2	240	New Kent	Providence Forge, VA
69	Turner, William	So.	LB	6-1	240	Franklin County	Wirtz, VA
98	Varno, Rob	Fr.	DE	6-5	210	Hoggard	Wilmington, NC
5	Viola, Tony	So.	RB	6-1	217	Stonewall Jackson	Broadway, VA
93	Watson, Jonas	Sr.	DL	6-2	228	Bethel	Hampton, VA
34	Wheeler, Thad	Sr.	LB	6-1	216	Sequoyah	Canton, GA
8	Wheeling, Alan	Jr.	DB	5-9	180	Pulaski County	Dublin, VA
77	Williamson, Brian	Jr.	DL	6-3	281	Whiteville	Nakina, NC
94	Wright, Josh	Jr.	DL	6-3	246	Amherst County	Madison Heights, VA

# 2005 WILLIAM AND MARY NUMERICAL ROSTER

No.	Name	Pos.	No.	Name	Pos.
2	Mack, Elliott	WR	51	Kelley, Tim	OL
3	Marianacci, Joe	WR	52	McLaurin, Travis	LB
4	Muldrow, Leonard	DB	53	Hiteshew, Luke	OL
5	Viola, Tony	RB	54	McMurrer, Peter	LB
6	Burrow, Brandon	DB	55	Nickell, Ryan	LB
7	Lanning, Brian	WR	56	Horvath, Ryan	LB
8	Wheeling, Alan	DB	57	Neely, Brian	OL
9	Brooks, Elijah	RB	58	Pendleton, Larry	DL
10	Potts, Michael	QB	59	Mulloy, Patrick	OL
11	Taylor, John	WR	60	Ferebee, Melvin	OL
13	Page, David	DB	61	Moore, Christopher	OL
14	Taylor, Christian	QB	62	McCutcheon, Thomas	OL
15	Davis, Corey	P/WR	63	Lumm, Ryan	OL
16	Archer, R.J.	QB	64	Bowles, Jason	DL
17	Jackson, Paris	WR	65	Ridjaneck, Matt	OL
18	Phillips, Jacob	QB	66	Tracy, Adrian	OL
19	Molenaar, Brett	QB	67	Cochran, Brent	OL
21	Miller, James	DB	68	Morris, Cody	OL
22	Cason, Stephen	DB	69	Turner, William	LB
23	McLaurin, Trevor	RB	70	Shafran, Jonathan	OL
24	Riley, Richard	DB	71	Stewart, Brad	OL
25	Kuehn, Greg	PK	72	Lissemore, Sean	OL
26	Parrott, LeVince	FB	73	Ferrante, John	OL
27	Nicholas, Joe	WR	74	Pugh, Brandon	DL
28	Holmes, DeBrian	RB	75	Grenz, Michael	OL
29	Stout, Zachary	DB	76	Haley, Michael	OL
30	Nickerson, Matt	RB	77	Williamson, Brian	DL
31	Slye, Cedric	DB	78	Ilardo, Chris	OL
31a	Canty, Major	RB	79	Grant, Michael	OL
32	Coley, Delmus	RB	80	Houff, David	WR
33	Lustig, Josh	WR	81	Phillips, Brett	WR
34	Wheeler, Thad	LB	82	Muro, Evan	TE
35	Shaw, Jonathan	DB	83	Troester, Jordan	TE
36	Allen, Kevin	DB	84	Pate, Brian	PK/P
37	Cox, Derek	DB	85	Trinkle, Matt	TE
38	Letcavage, Andrew	LB	86	Atchison, Andrew	TE
39	O'Neill, T.J.	LB	87	Mitchell, Trey	PK
40	Bratton, Adam	TE	88	Boykin, Obie	DB
41	Alexander, Sheldon	WR	89	Robertson, Eric	WR
42	Johnson, Fred	DB	90	O'Brien, Eric	DL
43	Herbert, Cortenous	DL	91	Pritchard, Blair	P/K
44	Rutter, Josh	LB	92	Jones, Ryan	DL
45	Falbo, Graham	FB	93	Watson, Jonas	DL
46	Otey, Matt	RB	94	Wright, Josh	DL
47	McAulay, D.J.	WR	95	Griffin, Jerome	DL
48	Pigram, Michael	RB/LB	96	Pulley, Daniel	DL
49	Bynum, Raphael	LB	97	O'Connor, Adam	DL
50	Reyher, Todd	LB	98	Varno, Rob	DE
			99	Larkins, Josh	DL

## 2005 GAME-BY-GAME STARTERS

	Marshall	VMI	URI	Liberty	UNH	Northeastern	Towson	Villanova	JMU	Delaware	Richmond
QB	Potts	Phillips	Potts								
TB	Brooks	Brooks	Brooks								
FB	Trinkle*	Trinkle*	Trinkle*								
WR	Lustig	Lustig	Lustig								
WR	Marianacci	Nicholas	Nicholas								
TE	Bratton	Bratton	Bratton								
LT	Grenz	Grenz	Cochran								
LG	Lumm	Ridjaneck	Grenz								
C	Mulloy	Mulloy	Mulloy								
RG	Morris	Morris	Morris								
RT	Stewart	Stewart	Stewart								
DE	Wright	Wright	Wright								
DE	O'Connor	O'Connor	O'Connor								
DT	Pendleton	Pendleton	Pendleton								
DT	Williamson	Williamson	Williamson								
LB	Rutter	Rutter	Rutter								
LB	Wheeler	Wheeler	Wheeler								
LB	Nickell	Nickell	Nickell								
SS	Shaw	Shaw	Shaw								
FS	Miller	Miller	Miller								
CB	Cason	Cason	Cason								
CB	Wheeling	Wheeling	Wheeling								

\*Started with two tight ends and no FB.



# THE LAST TIME IT HAPPENED IN TRIBE FOOTBALL

## TEAM

Shut out an opponent	34-0, at VMI, 9/8/01
Was shut out	0-14, at Delaware, 11/1/97
Consecutive shutouts	at NU (32-0), at UNH (39-0), 1995
Scored 90+ points	95-0, vs. Bridgewater, 1931
Scored 80-89 points	81-0, vs. Bridgewater, 1930
Scored 70-79 points	77-0, vs. Bridgewater, 1932
Scored 60-69 points	62-31, vs. VMI, 9/14/02
Scored 50-59 points	59-21, vs. Richmond, 11/22/03
Consecutive 50+ games	at NU (53), vs. VU (51), 1993
Consecutive 40+ games	vs. Hampton (42), vs. UD (44), 2004
Passed for 400+ yards	426, vs. NU, 10/28/00
Passed for 300-399 yards	315, vs. JMU, 12/10/04
<b>Passed for 200-299 yards</b>	<b>292, at URI, 9/17/05</b>
Rushed for 400+ yards	433, vs. Villanova, 10/23/99
Rushed for 300-399 yards	353, at VMI, 10/23/99
<b>Rushed for 200-299 yards</b>	<b>267, at VMI, 9/10/05</b>
<b>Rushed/Passed for 200+ yards</b>	<b>at VMI, 9/10/05</b> <b>(267 rush, 202 pass)</b>
Had 600+ yds of total offense	609, vs. VMI, 9/14/02
Had 500-599 yds of total offense	500, vs. UD, 12/4/04
Had two players rush for 100 yards	vs. URI, 10/7/95
Had two players with 100+ rec. yds	vs. NU, 10/2/04
Held opp. under 50 rush yards	49, vs. VMI, 9/25/04
Held opp. under 50 pass yards	44, vs. URI, 11/9/02
Held opp. under 100 yards total off.	82, at Bucknell, 9/21/96
Allowed 600+ yards of total off.	638, at WMU, 9/6/03
<b>Allowed 500-599 yards total off.</b>	<b>578, at URI, 9/17/05</b>
Was held under 50 rush yards	30, at UD, 10/23/04
Was held under 50 pass yards	30, vs. Boston, 9/19/92
Was held under 100 yards total offense	None post 1981
<b>Blocked a punt</b>	<b>at VMI, 9/10/05</b>
Blocked a field goal	vs. UR, 40-yard att., 11/20/04
Returned a blocked punt for TD	at URI, 12 yds, 9/7/96
Had a punt blocked	at Delaware, 10/23/04
Had a blocked punt returned for TD	vs. Villanova, 11/11/00
Returned a punt for TD	at Richmond, 69 yds, 11/22/03
Returned a kickoff for TD	vs. Hampton, 92 yds, 11/27/04
<b>Returned an INT for TD</b>	<b>at VMI, 57 yds, 9/10/05</b>
Returned a fumble for TD	at URI, 0 yds, 10/25/03
Had a punt returned for TD	vs. JMU, 70 yds, 10/18/03
Had a kickoff returned for TD	vs. HU, 93 yds, 11/27/04
Had an int. returned for TD	vs. JMU, 69 yds, 12/10/04
<b>Had a fumble returned for TD</b>	<b>vs. Marshall, 70 yds, 9/1/05</b>
Recorded a safety	vs. Villanova, 11/6/04
Surrendered a safety	at Northeastern, 9/20/03
<b>Scored a defensive TD</b>	<b>at VMI, 9/10/05</b>
Scored a special teams TD	vs. Hampton, 11/27/04
Scored defensive and special teams TD	at UR, 11/21/03
Won in overtime	(2 OTs) 44-38 vs. Delaware, 12/4/04
Lost in overtime	31-34, at JMU, 11/16/02

**Bold happened last season.**  
**Bold Italic happened last game.**

## INDIVIDUAL

Passed for 400+ yds	426, D. Corley vs. NU, 10/28/00
Passed for 300-399 yds	315, L. Campbell, vs. JMU, 12/10/04
<b>Passed for 200-299 yds</b>	<b>211, M. Potts, at URI, 9/17/05</b>
Passed for 6 TDs	S. Knight, vs. Maine, 11/6/93
Passed for 5 TDs	None
Passed for 4 TDs	L. Campbell, vs. Richmond, 11/20/04
Passed for 3 TDs	L. Campbell, vs. JMU, 12/10/04
<b>Passed for 2 TDs</b>	<b>M. Potts, at Marshall, 9/1/05</b>
Completed 30+ att.	30, L. Campbell, vs. JMU, 12/10/04
<b>Completed 20-29 att.</b>	<b>20, M. Potts, at URI, 9/17/05</b>
QB pass/rush for 100 yds	D. Corley, at VU, 11/11/00 (247 pass, 107 rush)
QB had 2 pass / 2 rush TDs	L. Campbell, at UNC, 9/4/04 (2 pass, 2 rush)
<b>QB had pass and rush TDs</b>	<b>J. Phillips, at VMI, 9/10/05</b> <b>(1 pass, 1 rush)</b>
Rushed for 200+ yds	201, A. Porch, at UConn, 10/18/97
Rushed for 150-199 yds	198, J. Smith, at UNH, 10/19/02
<b>Rushed for 100-149 yds</b>	<b>113, E. Brooks at URI, 9/7/05</b>
Two players rush for 100 yards	vs. URI, 10/7/95 (Troy Keen (158) and Derek Fitzgerald (140))
Two players with 100+ receiving yds	vs. NU, 10/2/04 Dominique Thompson (157) and Joe Nicholas (111)
Had 30+ carries	32, J. Smith, at UNH, 10/19/02
<b>Had 20-29 carries</b>	<b>28, E. Brooks, at Marshall, 9/1/05</b>
Rushed for 4 TDs	Blocker-Bodley, vs. VMI, 10/2/93
Rushed for 3 TDs	J. Smith, vs. Villanova, 11/6/04
Rushed for 2 TDs	J. Smith, vs. Delaware, 12/4/04
Had 200+ yds rec	244, D. Thompson, at UD, 10/23/04
Had 150-199 yds rec	185, D. Thompson, vs. UD, 12/4/04
<b>Had 100-149 yds rec</b>	<b>107, J. Nicholas, at VMI, 9/10/05</b>
Had 10+ receptions	11, J. Nicholas, vs. UD, 12/4/04
Had 4 TD receptions	D. Thompson, at UD, 10/23/04
Had 3 TD receptions	R. Musinski, at Delaware, 10/4/03
Had 2 TD receptions	J. Nicholas, vs. UD, 12/4/04
Ret. a KO for TD	D. Thompson, 92 yds, vs HU, 11/27/04
Ret. a punt for TD	M. Bobo, 69 yds, at UR, 11/21/03
Ret. a blocked punt for TD	S. McDermott, at URI, 9/7/96
Blocked a FG	B. Williamson, 39 att., vs. VU, 11/6/04
<b>Blocked a punt</b>	<b>D. Cox, at VMI, 9/10/05</b>
Ret. a fumble for TD	A. O'Connor, 0 yds, at URI, 10/25/03
<b>Had 2+ interceptions</b>	<b>2, J. Shaw, at URI, 9/17/05</b>
<b>Ret. an INT for TD</b>	<b>S. Cason, 57 yds, at VMI, 9/10/05</b>
Made 4 FGs	B. Sterba, vs. NU, 10/28/01
<b>Made 3 FGs</b>	<b>G. Kuehn, at URI, 9/17/05</b>
<b>Kicked a 50+ FG</b>	<b>50, G. Kuehn, at URI, 9/17/05</b>
<b>Kicked a 40-49 FG</b>	<b>47, G. Kuehn, vs. Marshall, 9/1/05</b>
2-point run	L. Campbell, vs. JMU, 12/10/04
2-point reception	J. Nicholas, vs. NU, 10/2/04

**Bold happened this season.**  
**Bold italic happened last game.**

# WILLIAM AND MARY SINGLE-GAME HIGHS

## INDIVIDUAL GAME HIGHS

Pass Attempts: .....30, M. Potts vs. Marshall, Sept. 1; vs. URI, Sept. 17  
**Pass Completions: ..... 21, M. Potts vs. URI, Sept. 17**  
**Passing Yards: .....211, M. Potts vs. URI, Sept. 17**  
 Passing TDs: ..... 2, M. Potts vs. Marshall, Sept. 1  
 Rushing Attempts: .....28, E. Brooks vs. Marshall, Sept. 1  
 Rushing Yards: ..... 149, E. Brooks vs. Marshall, Sept. 1  
**Rushing TDs: ..... 1, five times, last - E. Brooks vs. URI, Sept. 17**  
 Receptions: ..... 7, J. Nicholas vs. VMI, Sept. 10  
 Receiving Yards: ..... 107, J. Nicholas vs. VMI, Sept. 10  
**Receiving TDs: ..... 1, five times, last - E. Mack vs. URI, Sept. 17**  
 Total Offensive Yards: ..... 221, J. Phillips vs. VMI, Sept. 10  
 All-Purpose Yards: ..... 176, E. Brooks vs. Marshall, Sept. 1  
**Total Points: ... 11, G. Kuehn vs. URI, Sept. 17; Kuehn vs. VMI, Sept. 10**  
**Points Kicking: 11, G. Kuehn vs. URI, Sept. 17; Kuehn vs. VMI, Sept. 10**  
**Points Rushing: ..... 6, five times, last - E. Brooks vs. URI, Sept. 17**  
**Points Receiving: ..... 6, five times, last - E. Mack vs. URI, Sept. 17**  
**Field Goals Made: .....3, G. Kuehn vs. URI, Sept. 17**  
**Field Goals Attempted: .....3, G. Kuehn vs. URI, Sept. 17**  
 PATs Attempted: ..... 5, G. Kuehn vs. VMI, Sept. 10  
 PATs Made: ..... 5, G. Kuehn vs. VMI, Sept. 10  
**Punts: .....6, B. Pritchard vs. URI, Sept. 17**  
**Punting Yards: ..... 230, B. Pritchard vs. URI, Sept. 17**  
 Punting Average: .....40.0, B. Pritchard vs. Marshall, Sept. 1  
 Punt Returns: ..... 3, J. Lustig vs. VMI, Sept. 10  
 Punt Return Yards: .....37, J. Lustig vs. VMI, Sept. 10  
**Kickoff Returns: ..... 3, S. Cason vs. URI, Sept. 17**  
**Kickoff Return Yards: .....77, S. Cason vs. URI, Sept. 17**  
**Kickoff Return Avg: ..... 25.6, S. Cason vs. URI, Sept. 17**  
**Interceptions: ..... 2, two times, last- J. Shaw vs. URI, Sept. 17**  
 Interception Yards: ..... 57, S. Cason vs. VMI, Sept. 10  
 Tackles: .....16, J. Rutter vs. Marshall, Sept. 1  
**Solo Tackles: ..... 6, J. Rutter vs. URI, Sept. 17**  
**Tackles for loss: .... 1.5, three times, last- J. Wright vs. URI, Sept. 17**  
 Sacks: ..... 1.5, J. Watson vs. VMI, Sept. 10  
**Pass Breakups: ..... 1, five times, last - S. Cason vs. URI, Sept. 17**

Bold - Happened Last Game

## TEAM GAME HIGHS

**Pass Attempts: ..... 37 vs. URI, Sept. 17**  
**Pass Completions: ..... 26 vs. URI, Sept. 17**  
**Passing Yards: .....292 vs. URI, Sept. 17**  
 Passing TDs: ..... 2 vs. Marshall, Sept. 1  
 Yards Per Pass: .....9.6 vs. VMI, Sept. 10  
 Rushing Attempts: .....46 vs. VMI, Sept. 10  
 Rushing Yards: ..... 267 vs. VMI, Sept. 10  
 Rushing TDs: ..... 3 vs. VMI, Sept. 10  
**Yards Per Rush: ..... 7.9 vs. URI, Sept. 17**  
 Total Yards: ..... 469 vs. VMI, Sept. 10  
 Points Scored: .....41 vs. VMI, Sept. 10  
 TDs Scored: ..... 5 vs. VMI, Sept. 10  
 Total Plays: .....72 vs. Marshall, Sept. 1  
**Field Goals Made: ..... 3 vs. URI, Sept. 17**  
**Field Goals Attempted: ..... 3 vs. URI, Sept. 17**  
 PATs Attempted: ..... 5 vs. VMI, Sept. 10  
 PATs Made: ..... 5 vs. VMI, Sept. 10  
 Punts: ..... 6 vs. Marshall, Sept. 1  
**Punting Yards: .....230 vs. URI, Sept. 17**  
**Punting Average: .....38.3 vs. URI, Sept. 17**  
 Punt Returns: ..... 3 vs. VMI, Sept. 10  
 Punt Return Yards: .....37, vs. VMI, Sept. 10  
**Kickoff Returns: ..... 8 vs. URI, Sept. 17**  
**Kickoff Return Yards: ..... 167 vs. URI, Sept. 17**  
 Kickoff Return Average: ..... 25.0 vs. Marshall, Sept. 1  
**Interceptions: ..... 3 vs. URI, Sept. 17**  
 Interception Yards: .....57 vs. VMI, Sept. 10  
**Forced Fumbles: ..... 2 vs. URI, Sept. 17**  
 Fumble Return Yards: ..... 0  
 Forced Turnovers: ..... 3 vs. URI, Sept. 17  
 Turnovers: ..... 3 vs. Marshall, Sept. 1  
 Sacks: ..... 3 vs. VMI, Sept. 10  
 First Downs: .....25 vs. VMI, Sept. 10  
 Third Down Conv. %: .....50% vs. VMI, Sept. 10  
 Fourth Down Conversion %: ..... 100% vs. VMI, Sept. 10  
 Penalties: ..... 7 vs. VMI, Sept. 10  
 Penalty Yards: .....55 vs. VMI, Sept. 10  
 Possession Time: .....30:18 vs. Marshall, Sept. 1

Bold - Happened Last Game

# 2005 TRIBE STATISTICAL LEADERS

Opponent	Pass Att.	Pass Yards	Rushes	Rush.Yds	Receptions	Rec.Yds.	Tackles	TFLs	Sacks
at MU	30, Potts	164, Potts	28, Brooks	149, Brooks	4, Lustig	64, Bratton	16, Rutter	1.0, Wright, Watson	1.0, Watson
at VMI	21, Phillips	202, Phillips	18, Brooks	94, Brooks	7, Nicholas	107, Nicholas	9, Rutter	1.5, Watson, O'Connor	1.5, Watson
at URI	30, Potts	211, Potts	18, Brooks	110, Brooks	4, four players	76, Nicholas	9, Rutter	1.5, Wright	none
LU									
UNH									
at NU									
TU									
at VU									
JMU									
UD									
at UR									

# 2005 OPPONENT SINGLE-GAME HIGHS

## INDIVIDUAL GAME HIGHS

Pass Attempts:	.....27, J. Wilson (VMI), 9/10
Pass Completions:	.....17, J. Wilson (VMI), 9/10
Passing Yards:	..... 215, B. Morris (Marshall), 9/1
Passing TDs:	..... 3, B. Morris (Marshall), 9/1
Rushing Attempts:	..... 20, S. Mizzer (VMI), 9/10
<b>Rushing Yards:</b>	..... <b>144, J. Casey (URI), 9/17</b>
<b>Rushing TDs:</b>	..... <b>3, J. Davis (URI), 9/17</b>
Receptions:	..... 7, W. Hargrove (Marshall), 9/1
Receiving Yards:	.....125, W. Hargrove (Marshall), 9/1
<b>Receiving TDs:</b>	..... <b>1, 6 players, last - K. Edwards (URI), 9/17</b>
<b>Total Offensive Yards:</b>	..... <b>268, J. Davis (URI), 9/17</b>
<b>All Purpose Yards:</b>	..... <b>164, J. Casey (URI), 9/17</b>
<b>Total Points:</b>	..... <b>18, J. Davis (URI), 9/17</b>
<b>Points Kicking:</b>	..... <b>6, C. Gallagher (URI), 9/17; I. O'Connor (MU), 9/1</b>
<b>Points Rushing:</b>	..... <b>18, J. Davis (URI), 9/17</b>
<b>Points Receiving:</b>	..... <b>6, 6 players, last - K. Edwards (URI), 9/17</b>
Field Goals Made:	..... 1, I. O'Connor (Marshall), 9/1
Field Goals Attempted:	..... 2, I. O'Connor (Marshall), 9/1
<b>PATs Attempted:</b>	..... <b>7, C. Gallagher (URI), 9/17</b>
<b>PATs Made:</b>	..... <b>6, C. Gallagher (URI), 9/17</b>
Punts:	.....4, M. Biagi (Marshall), 9/1
Punting Yards:	..... 133, M. Biagi (Marshall), 9/1
<b>Punting Average:</b>	..... <b>51.0, B. Giannecchini (URI), 9/17</b>
Punt Returns:	..... 3, C. Small (Marshall), 9/1
<b>Punt Return Yards:</b>	..... <b>32, R. Chance (URI), 9/17</b>
<b>Kickoff Returns:</b>	..... <b>4, J. Jones (URI), 9/17</b>
Kickoff Return Yards:	.....76, T. Green (VMI), 9/10
Kickoff Return Average:	..... 25.3, T. Green (VMI), 9/10
Interceptions:	..... 1, W. Smith (MU), 9/1; T. Green (VMI), 9/10
Interception Yards:	..... 0
Tackles:	.....14, K. Hull (VMI), 9/10
<b>Solo Tackles:</b>	..... <b>7, 2 players, last- M. Farley (URI), 9/17</b>
<b>Tackles for loss:</b>	..... <b>3.0, S. Marrella (URI), 9/17</b>
<b>Sacks:</b>	..... <b>2.0, S. Marrella, M. Bland (URI), 9/17</b>
<b>Pass Breakups:</b>	..... <b>2, V. Gray (URI), 9/17</b>

Bold - Happened Last Game

## TEAM GAME HIGHS

Pass Attempts:	.....40, Marshall, 9/1
Pass Completions:	.....26, Marshall, 9/1
Passing Yards:	..... 313, Marshall, 9/1
Passing TDs:	..... 3, Marshall, 9/1
<b>Yards Per Pass:</b>	..... <b>12.8, URI, 9/17</b>
<b>Rushing Attempts:</b>	..... <b>57, URI, 9/17</b>
<b>Rushing Yards:</b>	..... <b>361, URI, 9/17</b>
<b>Rushing TDs:</b>	..... <b>5, URI, 9/17</b>
<b>Yards Per Rush:</b>	..... <b>6.3, URI, 9/17</b>
<b>Total Yards:</b>	..... <b>578, URI, 9/17</b>
<b>Points Scored:</b>	..... <b>48, URI, 9/17</b>
<b>Touchdowns Scored:</b>	..... <b>7, URI, 9/17</b>
<b>Total Plays:</b>	..... <b>74, URI, 9/17</b>
Field Goals Made:	..... 1, Marshall, 9/1
Field Goals Attempted:	..... 2, Marshall, 9/1
<b>PATs Attempted:</b>	..... <b>7, URI, 9/17</b>
<b>PATs Made:</b>	..... <b>6, URI, 9/17</b>
Punts:	.....5, VMI, 9/10
Punting Yards:	..... 167, VMI, 9/10
<b>Punting Average:</b>	..... <b>42.0, URI, 9/17</b>
Punt Returns:	..... 5, Marshall, 9/1
Punt Return Yards:	.....52, Marshall, 9/1
Kickoff Returns:	..... 5, VMI, 9/10
Kickoff Return Yards:	..... 117, VMI, 9/10
Kickoff Return Average:	..... 23.4, VMI, 9/10
Interceptions:	..... 1, Marshall, 9/1; VMI, 9/10
Interception Yards:	..... 0
Forced Fumbles:	..... 4, Marshall, 9/1
Fumble Return Yards:	.....75, Marshall, 9/1
Forced Turnovers:	..... 3, Marshall, 9/1
<b>Turnovers:</b>	..... <b>3, URI, 9/17</b>
<b>Sacks:</b>	..... <b>5, URI, 9/17</b>
<b>First Downs:</b>	..... <b>25, URI, 9/17</b>
<b>Third Down Conversion %:</b>	..... <b>62%, URI, 9/17</b>
<b>Fourth Down Conversion %:</b>	..... <b>100%, URI, 9/17</b>
<b>Penalties:</b>	..... <b>1, Marshall, 9/1; VMI, 9/10; 1, URI, 9/17</b>
<b>Penalty Yards:</b>	..... <b>15, URI, 9/17</b>
Possession Time:	.....29:58, VMI, 9/10

Bold - Happened Last Game

## W&M LONGEST PLAYS OF THE SEASON

<b>Rush:</b>	..... <b>22, E. Brooks at URI, Sept. 17</b>
Rushing TD:	..... 6, E. Brooks at VMI, Sept. 10
<b>Pass:</b>	..... <b>49, M. Potts to J. Nicholas at URI, Sept. 17</b>
<b>Passing TD:</b>	..... <b>49, M. Potts to J. Nicholas at URI, Sept. 17</b>
Punt Return:	..... 17, J. Lustig at VMI, Sept. 10
<b>Kickoff Ret:</b>	..... <b>35, S. Cason at URI, Sept. 17</b>
.....	.....35, J. Lustig at Marshall, Sept. 1
INT Return:	.....57, S. Cason at VMI, Sept. 10
<b>Punt:</b>	..... <b>47, B. Pritchard at URI, Sept. 17</b>
<b>Field Goal:</b>	..... <b>50 yds, G. Kuehn at URI, Sept. 17</b>
<b>Drive:</b>	..... <b>96 yds, 9 plays, 4:02, TD, at URI, Sept. 17</b>

Bold - Happened Last Game

## OPPONENT LONGEST PLAYS OF THE SEASON

Rush:	.....30, C. Hollingsworth (VMI), Sept. 10
<b>Rushing TD:</b>	..... <b>21 yds, J. Casey (URI), Sept. 17</b>
Pass:	..... 66, J. Skinner to W. Hargrove (Marshall), Sept. 1
Passing TD:	.....52, B. Morris to A. Bradshaw (Marshall), Sept. 1
<b>Punt Return:</b>	..... <b>25, R. Chance (URI), Sept. 17</b>
Kickoff Return:	.....53, T. Green (VMI), Sept. 10
INT Return:	.....0
<b>Punt:</b>	..... <b>45, A. Peters (VMI), Sept. 10</b>
Field Goal:	..... 28 yds, I. O'Connor (Marshall), Sept. 1
<b>Drive:</b>	..... <b>87 yds, 7 plays, 1:47, TD, (URI), Sept. 17</b>

Bold - Happened Last Game



# WILLIAM AND MARY SINGLE-GAME RECORDS

## INDIVIDUAL RECORDS

### SCORING

#### Most Points

36, Bill Palese vs. Bridgewater, 1931

#### Most Touchdowns

6, Bill Palese vs. Bridgewater, 1931

#### Most PATs

8, Terry Regan vs. Davidson, 1972

**8, Greg Kuehn vs. VMI, 2002**

#### Most Field Goals

4, Chris Dawson vs. Lehigh, 1992

4, Brian Shallcross vs. VU, 1995

4, Brett Sterba vs. Northeastern, 2000

### TOTAL OFFENSE

#### Most Yards

454, David Corley vs. Northeastern, 2000

### RUSHING

#### Rush Attempts

37, Wes Meeteer vs. Davidson, 1969

37, Troy Keen vs. Northeastern, 1994

37, Derek Fitzgerald vs. Penn, 1995

#### Rushing Yards

257, Phil Mosser vs. Ohio Wesl., 1970

### PASSING

#### Pass Attempts

53, Lang Campbell vs. UD, 2004

52, Mike Cook vs. UNH, 1998

#### Completions

35, Dave Murphy vs. Rutgers, 1983

#### Passing Yards

426, David Corley vs. Northeastern, 2000

#### Touchdown Passes

6, Shawn Knight vs. Maine, 1993

### RECEIVING

#### Receptions

13, Rich Musinski vs. URI, 2003

13, Glen Bodnar vs. Colgate, 1984

#### Receiving Yards

244, Dominique Thompson at UD, 2004

240, Dave Conklin vs. VMI, 1997

#### TD Receptions

4, Dominique Thompson at UD, 2004

4, Vito Ragazzo vs. WFU, 1949

4, Corey Ludwig vs. Maine, 1993

### SACKS

3.5, Luke Cullinane vs. VU, 1996

### INTERCEPTIONS

4, Jack Bruce vs. Richmond, 1947

## INDIVIDUAL LONG PLAYS

#### Rush from scrimmage

95 yds, John Truehart vs. Elon, 1934

#### Pass Completion

87 yds, Lang Campbell to Dominique Thompson at Delaware, 2004

87 yds, Dan Henning to Tom Scott vs. Navy, 1961

#### Punt

77 yds, Russell Brown, 1972

77 yds, Joe Agee, 1975

77 yds, Jack Freeman, 1942

#### Punt Return

101 yds, Dale Worrall vs. Bridgewater, 1932

#### Kickoff Return

100 yds, Dick Pawlewicz vs. UVA, 1974

#### Run With Fumble

91 yds, Meb Davis vs. Columbia, 1926

#### Run with Interception

93 yds, Marvin Graham vs. Virginia Tech, 1946

#### Field Goal

53 yds, Steve Christie vs. ETSU, 1987

53 yds, Steve Christie vs. UVA, 1988

53 yds, Brett Sterba vs. Delaware, 2000

## TEAM RECORDS

#### Most Points Scored

95, vs. Bridgewater, 1931

#### Most Points Allowed

93, by Delaware, 1915

#### Most Yards Gained

681, vs. Richmond, 1991

#### Most Plays

100, vs. Virginia Tech, 1971

#### Rushing Yards

453, vs. Ohio Wesleyan, 1970

433, vs. Villanova, 1993

419, vs. Delaware, 1973

417, vs. Richmond, 1974

413, vs. VMI, 1993

#### Pass Attempts

55, vs. Virginia Tech, 1971

#### Pass Completions

35, vs. Rutgers, 1983

#### Passing Yards

498, vs. VMI, 1997

426, vs. Northeastern, 2000

414, vs. Miami (Ohio), 1982

412, vs. JMU, 1985

403, vs. East Carolina, 1981

#### First Downs

36, vs. VMI, 1991

36, vs. VMI, 1993

#### Most Interceptions

6, vs. Wake Forest, 1947

#### Best Defense Against the Run

-39 yds, vs. Colgate, 1988

-39 yds, vs. Villanova, 1996

-11 yds, Quantico, 1967

-6 yds, vs. Villanova, 1993

#### Best Defense Against the Pass

9 yds, vs. UMass, 1995

9 yds, vs. East Carolina, 1980

9 yds, vs. Appalachian State, 1976

10 yds, vs. Furman, 1999

11 yds, vs. VMI, 1993

#### Active players in bold.

# WILLIAM AND MARY ALL-TIME OFFENSIVE PERFORMANCES

## TOP PASSING PERFORMANCES

- 426, Dave Corley vs. NU, 10/28/00
- 406, Stan Yagiello vs. JMU, 9/28/85
- 401, David Murphy at Marshall, 11/5/83
- 399, Chris Garrity at ECU, 11/14/81
- 385, Greg DeGennaro at Bucknell, 9/20/86
- 383, Kenny Lambiotte vs. Colgate, 9/6/86
- 381, Mike Cook at N. Iowa, 12/7/96\*
- 378, L. Campbell vs. NU, 10/2/04
- 373, M. Cook vs. UNH, 10/24/98
- 368, L. Campbell at LU, 10/9/04
- 360, D. Murphy vs. Rutgers, 10/22/83
- 355, L. Campbell at Delaware, 10/23/04
- 352, M. Cook at Ga. Southern, 9/6/97
- 346, D. Corley vs. VMI, 9/14/02
- 345, Chris Hakel vs. Delaware, 9/14/91  
345, S. Yagiello vs. Norfolk St., 9/14/85
- 342, L. Campbell vs. Delaware, 12/4/04\*
- 339, M. Cook vs. Hampton, 10/31/98
- 329, C. Garrity vs. Richmond, 11/21/81
- 326, D. Corley vs. Delaware, 9/28/02

## TOP RUSHING PERFORMANCES

- 257, Phil Mosser at Ohio Wes., 10/3/70
- 219, Derek Fitzgerald vs. Penn., 10/14/95
- 201, Alvin Porch at UConn., 10/18/97
- 198, Jon Smith at UNH, 10/19/02
- 189, D. Fitzgerald at NU, 9/16/95  
189, D. Fitzgerald vs. Villanova, 10/23/93
- 186, A. Porch vs. Boston, 9/27/97
- 183, A. Porch vs. Delaware, 11/2/96
- 181, Robert Green at Navy, 9/21/91
- 180, R. Green at Citadel, 9/8/90
- 177, Tyrone Shelton vs. ETSU, 11/4/89  
177, Hameen Ali vs. Delaware, 10/10/98
- 173, A. Porch vs. Richmond, 11/15/97
- 172, Bill Bowman vs. WFU, 9/19/53
- 171, Jim Kruis vs. Navy, 10/16/76
- 170, Troy Keen at Furman, 9/17/94
- 165, R. Green vs. VMI, 10/13/90
- 164, T. Shelton at Furman, 11/3/90  
164, Keith Fimian vs. Virginia, 9/18/76
- 159, A. Porch vs. JMU, 10/11/97

## TOP RECEIVING PERFORMANCES

- 244, Dom. Thompson at UD, 10/23/04
- 240, David Conklin at VMI, 9/13/97
- 226, Mike Sutton at Marshall, 11/5/83
- 221, Dom. Thompson at LU, 10/9/04
- 211, Kurt Wrigley vs. UR, 11/21/81
- 198, Ron Gilliam vs. JMU, 9/28/85
- 195, Chris Rosier at UConn., 10/18/97
- 194, Rich Musinski vs. Delaware, 9/28/02
- 191, R. Musinski at URI, 10/25/03
- 185, D. Thompson vs. UD, 12/4/04\*
- 184, C. Rosier at URI, 10/7/00
- 183, Glenn Bodnar at Colgate, 11/10/84
- 182, Dave Szydluk vs. JMU, 9/28/85
- 168, C. Rosier at JMU, 10/28/00
- 164, R. Musinski vs. UNH, 9/29/01
- 162, D. Conklin vs. UConn., 11/14/98
- 161, R. Musinski at UMass, 9/1/01
- 158, Harry Mehre vs. Lehigh, 9/17/88
- 157, Corey Ludwig at Delaware, 9/11/93  
157, Domin. Thompson vs. NU, 10/2/04

## MOST 200-YARD PASSING GAMES

- |     |    |                 |           |
|-----|----|-----------------|-----------|
| 1.  | 31 | David Corley    | 1998-2002 |
| 2.  | 24 | Chris Hakel     | 1987-1991 |
| 3.  | 22 | Mike Cook       | 1994-1998 |
| 4.  | 20 | Stan Yagiello   | 1982-1985 |
| 5.  | 18 | Lang Campbell   | 2001-2004 |
| 6.  | 13 | Shawn Knight    | 1990-1994 |
| 7.  | 7  | Kenny Lambiotte | 1985-1986 |
| 7   | 7  | David Murphy    | 1981-1983 |
| 9.  | 6  | Craig Argo      | 1986-1989 |
| 10. | 4  | Chris Garrity   | 1979-1981 |

## MOST 100-YARD RUSHING GAMES

- |            |          |                      |              |
|------------|----------|----------------------|--------------|
| 1.         | 19       | Derek Fitzgerald     | 1991-1995    |
| 2.         | 15       | Robert Green         | 1988-1991    |
| 3.         | 14       | Alvin Porch          | 1993-1997    |
| 4.         | 11       | Jim Kruis            | 1975-1977    |
| 5.         | 10       | Troy Keen            | 1992-1995    |
| 6.         | 9        | Tyrone Shelton       | 1987-1990    |
| 7.         | 7        | Michael Clemons      | 1983-1986    |
| 8.         | 5        | Jon Smith            | 2001-2004    |
|            | 5        | Hameen Ali, III      | 1996-2000    |
| 10.        | 4        | Komlan Lonegran      | 1998-2001    |
| <b>11.</b> | <b>3</b> | <b>Elijah Brooks</b> | <b>2004-</b> |
|            | <b>3</b> | <b>Delmus Coley</b>  | <b>2003-</b> |

## MOST 100-YARD RECEIVING GAMES

- |            |          |                     |              |
|------------|----------|---------------------|--------------|
| 1.         | 21       | Rich Musinski       | 1999-2003    |
| 2.         | 12       | David Conklin       | 1995-1999    |
| 3.         | 8        | Chris Rosier        | 1996-2000    |
|            | 8        | Mark Compher        | 1987-1990    |
| 5.         | 7        | Josh Whipple        | 1992-1996    |
| 6.         | 6        | Ron Gilliam         | 1983-1985    |
| 6          | 6        | Corey Ludwig        | 1989-1993    |
| 6          | 6        | Dominique Thompson  | 2001-2004    |
| 9.         | 5        | Terry Hammons       | 1991-1995    |
|            | 5        | Mike Sutton         | 1981-1983    |
| 11.        | 4        | Harry Mehre         | 1985-1988    |
|            | 4        | Jeff Sanders        | 1982-1984    |
|            | 4        | Dave Szydluk        | 1984-1987    |
|            | 4        | Mike Tomlin         | 1990-1994    |
|            | 4        | Kurt Wrigley        | 1980-1982    |
| <b>12.</b> | <b>3</b> | <b>Joe Nicholas</b> | <b>2004-</b> |

# WILLIAM AND MARY 2005 SEASON PERFORMANCES

### Top Passing Performances

- |    |     |                       |          |
|----|-----|-----------------------|----------|
| 1. | 211 | Mike Potts vs. URI    | Sept. 17 |
| 2. | 202 | Jake Phillips vs. VMI | Sept. 10 |
| 3. | 164 | Mike Potts vs. MU     | Sept. 1  |
| 4. | 84  | Jake Phillips vs. URI | Sept. 17 |
| 5. | 40  | Jake Phillips vs. MU  | Sept. 1  |

### 200-yard Passing Games

- |   |               |
|---|---------------|
| 1 | Jake Phillips |
| 1 | Mike Potts    |

### 300-yard Passing Games

### Top Rushing Performances

- |     |     |                         |          |
|-----|-----|-------------------------|----------|
| 1.  | 149 | Elijah Brooks vs. MU    | Sept. 1  |
| 2.  | 110 | Elijah Brooks vs. URI   | Sept. 17 |
| 3.  | 94  | Elijah Brooks vs. VMI   | Sept. 10 |
| 4.  | 65  | Tony Viola vs. VMI      | Sept. 10 |
| 5.  | 53  | Trevor McLaurin vs. VMI | Sept. 10 |
| 6.  | 27  | DeBrian Holmes vs. VMI  | Sept. 10 |
| 7.  | 22  | DeBrian Holmes vs. URI  | Sept. 17 |
| 8.  | 19  | Jake Phillips vs. VMI   | Sept. 10 |
| 9.  | 11  | Trevor McLaurin vs. MU  | Sept. 1  |
| 10. | 9   | Joe Marianacci vs. VMI  | Sept. 10 |

### 100-yard Rushing Games

- |   |               |
|---|---------------|
| 2 | Elijah Brooks |
|---|---------------|

### Top Receiving Performances

- |     |     |                        |          |
|-----|-----|------------------------|----------|
| 1.  | 107 | Joe Nicholas vs. VMI   | Sept. 10 |
| 2.  | 76  | Joe Nicholas vs. URI   | Sept. 17 |
| 3.  | 64  | Adam Bratton vs. MU    | Sept. 1  |
| 4.  | 51  | Adam Bratton vs. URI   | Sept. 17 |
| 5.  | 49  | Elliott Mack vs. URI   | Sept. 17 |
| 6.  | 44  | Josh Lustig vs. MU     | Sept. 1  |
| 7.  | 34  | Elijah Brooks vs. URI  | Sept. 17 |
| 8.  | 33  | John Taylor vs. URI    | Sept. 17 |
| 9.  | 28  | DeBrian Holmes vs. VMI | Sept. 10 |
| 10. | 27  | Elijah Brook vs. MU    | Sept. 1  |
|     | 27  | Joe Marianacci vs. MU  | Sept. 1  |

### 100-yard Receiving Games

- |   |              |
|---|--------------|
| 1 | Joe Nicholas |
|---|--------------|

# TRIBE 2005 SCORING DRIVES CHART

Opponent	Obtained	Plays	Yards	TOP	Result	Quarter	Play
Marshall	Kickoff	5	42	1:05	FG	First	Kuehn 47-yard field goal
Marshall	Interception	6	27	2:58	TD	Second	Otey fumble recovery in the end zone
Marshall	Kickoff	12	80	4:31	TD	Third	Potts 19-yard pass to Brooks
Marshall	Punt	11	62	5:40	TD	Third	Potts 18-yard pass to Viola
VMI	Kickoff	14	87	5:55	TD	First	Phillips 1-yard run
VMI	Punt	8	58	3:27	FG	Second	Kuehn 26-yard field goal
VMI	Interception	0	0	0:00	TD	Second	Cason 57-yard INT return
VMI	Punt	6	51	1:13	FG	Second	Kuehn 39-yard field goal
VMI	Punt	4	44	0:47	TD	Third	Brooks 6-yard run
VMI	Punt	10	55	4:05	TD	Fourth	Phillips 19-yard pass to Holmes
VMI	Downs	10	63	5:11	TD	Fourth	McLaurin 1-yard run
Rhode Island	Interception	5	44	0:49	TD	First	Brooks 2-yard run
Rhode Island	Punt	8	96	4:02	TD	First	Nicholas 49-pass from Potts
Rhode Island	Kickoff	7	26	3:12	FG	Second	Kuehn 50-yard field goal
Rhode Island	Interception	8	64	1:18	FG	Second	Kuehn 35-yard field goal
Rhode Island	Kickoff	8	43	4:10	FG	Third	Kuehn 31-yard field goal
Rhode Island	Kickoff	5	64	2:02	TD	Fourth	Mack 31-yard pass from Phillips



# TRIBE FOOTBALL HONOR ROLL

## 2005 SEASON

A10 Defensive Player of the Week  
Stephen Cason                      Sept. 10

A10 Rookie of the Week  
Jake Phillips                      Sept. 10

## 2005 PRESEASON

### Preseason All-Atlantic 10

Cody Morris, OL  
Greg Kuehn, PK  
Stephen Cason, DB  
Adam O'Connor, DE

### Preseason All-America

Greg Kuehn - Second Team Offense  
*Sports Network*

Cody Morris - Third Team Offense  
*I-AA.org*

### Preseason Team Rankings

*Sports Network* - No. 9  
*I-AA.org* - No. 12  
Sagarin - No. 7 in I-AA, No. 95 overall  
Don Hansen - No. 9



*Senior free safety James Miller returned two kickoffs for a total of 63 yards on Saturday at Rhode Island. Miller recorded a long return of 33 yards.*

## TRIBE IN THE RED-ZONE

Opponent	WM In Red Zone	WM TDs	WM FGs	WM FGs Missed	WM No Score	WM RZ Score %
Marshall	4	3	0	0	1	.750
VMI	5	4	1	0	0	100.0
Rhode Island	3	1	2	0	0	100.0
Liberty						
New Hampshire						
Northeastern						
Towson						
Villanova						
James Madison						
Delaware						
Richmond						
<b>SEASON</b>	<b>12</b>	<b>8</b>	<b>3</b>	<b>0</b>	<b>1</b>	<b>.917</b>

### OPPONENTS IN THE RED-ZONE

Opponent	Opp. In Red Zone	Opp. TDs	Opp. FGs	Opp. FGs Missed	Opp. No Score	Opp. RZ Score %
Marshall	3	2	1	0	0	100.0
VMI	1	1	0	0	0	100.0
Rhode Island	4	4	0	0	0	100.0
Liberty						
New Hampshire						
Northeastern						
Towson						
Villanova						
James Madison						
Delaware						
Richmond						
<b>SEASON</b>	<b>8</b>	<b>7</b>	<b>1</b>	<b>0</b>	<b>0</b>	<b>100.0</b>

# WILLIAM AND MARY GAME-BY-GAME - 2005

## MU 36, #9 W&M 24

HUNTINGTON, WV (9/1/05) -- Junior tailback Elijah Brooks ran for a career-high 149 yards, but Marshall used a game-breaking 70-yard fumble return for a touchdown late in the third quarter to rally for a 36-24 victory over William and Mary at Edwards Stadium.

The Tribe led 24-23 after a pair of touchdown tosses from sophomore quarterback Mike Potts, who was making his first-career start, in the third period and was on the move again deep in MU territory, when Herd linebacker Matt Coach picked up a Potts fumble and raced 70 yards for a touchdown.

After W&M's next drive stalled, the Herd put it away with an 11-play, 84-yard drive capped by Bernie Morris' third touchdown pass of the contest, a 12-yard hook-up with Hiram Moore.

Brooks gained 149 yards on 28 carries, surpassing his previous career mark of 120 set last season at Towson and hauled in a 19-yard scoring reception from Potts that pulled W&M with 23-17 at the 10:29 mark of the third.

After junior linebacker Ryan Nickell recovered a fumble at the Herd 30-yard line that was forced by senior defensive end Jonas Watson, Potts connected with redshirt freshman Tony Viola for an 18-yard touchdown pass, the first of Viola's career, to give W&M its first lead of the game.

Redshirt freshman linebacker Josh Rutter, in his first career start, paced the defense with 16 total tackles, while classmate Kevin Allen recorded the first interception of his career in the first half.

	1	2	3	4	Final
William and Mary	3	7	14	0	24
Marshall	10	13	6	7	36

### Scoring Summary

Qtr	Team	Score	Time
1st	MU	FG O'Connor 28	13:37
	W&M	FG Kuehn 47	12:27
	MU	Bradshaw 5 run (O'Connor kick)	5:38
2nd	W&M	Otey 0 FR (Kuehn kick)	7:30
	MU	Bradshaw 52 pass from Morris (O'Connor kick)	5:38
	MU	Lauzon 25 pass from Morris (O'Connor kick)	1:32
3rd	W&M	Brooks 19 pass from Potts (Kuehn kick)	10:29
	W&M	Viola 18 pass from Potts (Kuehn kick)	3:03
	MU	Couch 70 fumble return (pass failed)	1:08
4th	MU	Moore 12 pass from Morris (O'Connor kick)	9:46

	W&M	MU
First Downs	21	24
Rushes - Yards	37-155	30-103
Att-Cmp-Int	35-181-1	40-26-1
Pass Yards	204	313
Total Offense	359	416
Total Plays	72	70
Fumbles - Lost	4-2	1-1
3rd Down Conv.	6-13	3-11
Penalties - Yards	4-18	1-5
Sacks by - Yards	1-2	2-11
Time of Possession	30:18	29:42

### Rushing

W&M: Brooks 28-149, McLaurin 2-11, Phillips 1-6, Viola 1-3, McAulay 1-4, Potts 4-14, Otey 0-0 (TD).

MU: Bradshaw 15-72 (TD), Morris 7-23, Small 5-9, Morris 1-6.

### Passing

W&M: Potts 30-16-1 164 (2 TD), Phillips 5-2-0 40.

MU: Morris 23-15-1 215 (3 TD), Skinner 17-11 98.

### Receiving

W&M: Lustig 4-44, Bratton 3-64, Brooks 3-27 (TD), Trinkle 3-12, Marianacci 2-27, Taylor 2-12, Viola 1-18 (TD).

MU: Hargrove 7-125, Bradshaw 6-73 (TD), Moore 5-56 (TD), Lauzon 5-55 (TD), Morris 1-12, Mullins 1-2, Skinner 1-10.

### Defense

W&M: Rutter 16 (4 solo, 5 TFL), Shaw 10 (5 TFL), Nickell 7 (FR), O'Neill 7, Miller 7, Wright 5 (TFL), Watson 1 (Sack, FF)

Attendance: 25,102

## #11 W&M 41, VMI 7

LEXINGTON, VA (9/10/05) -- Redshirt freshman quarterback Jake Phillips threw for 202 yards and a touchdown and 11th-ranked William and Mary piled up 469 yards of total offense to down VMI, 41-7, in the 83rd all-time meeting between the state schools.

In his first-career start, Phillips completed 17 of 21 pass attempts and hit redshirt freshman tailback DeBrian Holmes for a 19-yard scoring play in the fourth quarter.

On the mark from the start, Phillips connected on all three of his throws for 33 yards on the Tribe's opening series, leading W&M on an 87-yard march that was capped by Phillips' 1-yard sneak on fourth-and-goal from the 1 to put W&M up 7-0.

Senior corner Stephen Cason pushed the lead to 17-0 in the second with a 57-yard interception return for a touchdown, his second pick of the contest.

After VMI trimmed the advantage to 17-7, senior place-kicker Greg Kuehn nailed a 39-yard field goal as time expired in the first half to give the Tribe a 20-7 advantage at the break. It was Kuehn's second field goal of the game, bringing his career total to 49, which ranks second on the W&M career list and the Atlantic 10 career list.

Junior running back Elijah Brooks led the Tribe ground game for the second-straight week with 94 yards on 18 carries, including a third-quarter 6-yard touchdown scamper that increased the lead to 27-7. Classmate Trevor McLaurin completed the Tribe's scoring with a 1-yard touchdown run with 2:12 remaining.

	1	2	3	4	Final
William and Mary	7	13	7	14	41
VMI	0	7	0	0	7

### Scoring Summary

Qtr	Team	Score	Time
1st	W&M	Phillips 1 run (Kuehn kick)	9:05
2nd	W&M	FG Kuehn 26	10:41
	W&M	Cason 57 interception return (Kuehn kick)	7:14
	VMI	Ludden 18 pass from Wilson (Kuehn kick)	4:31
	W&M	FG Kuehn 39	0:00
3rd	W&M	Brooks 6 run (Kuehn kick)	3:42
4th	W&M	Holmes 19 pass from Phillips (Kuehn kick)	11:15
	W&M	McLaurin 1 run (Kuehn kick)	2:12

	W&M	VMI
First Downs	25	17
Rushes - Yards	46-267	37-110
Att-Cmp-Int	21-17-1	30-18-2
Pass Yards	202	170
Total Offense	469	280
Total Plays	67	67
Fumbles - Lost	2-1	0-0
3rd Down Conv.	5-10	7-14
Penalties - Yards	7-55	1-5
Sacks by - Yards	3-18	0-0
Time of Possession	30:02	29:58

### Rushing

W&M: Brooks 18-94 (TD), Viola 10-65, McLaurin 7-53 (TD), Holmes 6-27, Phillips 4-19 (TD), Marianacci 1-9.

VMI: Mizzer 20-68, Hollingsworth 4-37, Jackson 6-21, Maleski 1-2, Wilson 6-18.

### Passing

W&M: Phillips 21-17-1 202 (TD).

VMI: Wilson 27-17-2 155 (TD), Allen 3-1-0 15.

### Receiving

W&M: Nicholas 7-107, Holmes 3-28 (TD), Lustig 2-8, Bratton 1-26, Marianacci 1-11, Trinkle 1-10, Taylor 1-7, Brooks 1-5.

VMI: Burden 5-42, Mizzer 3-31, Price 3-23, Gilliland 3-15, Lloyd 2-26, Ludden 1-18 (TD), Fox 1-15.

### Defense

W&M: Rutter 9 (4 solo, TFL), Watson 8 (1.5 sacks), Cason 7 (5 solo, 2 INT, TD), Larkins 7 (TFL), Wheeler 5 (TFL), O'Connor 4 (1.5 TFL, sack), Cox 3 (3 solo, blocked punt)

Attendance: 7,140

## URI 48, #7 W&M 29

KINGSTON, RI (9/17/05) -- Rhode Island senior quarterback Jayson Davis rushed for three touchdowns and passed for two more to lead the Rams to a 48-29 upset of seventh-ranked William and Mary at Meade Stadium.

Davis ran for scores of 13, 10 and 2 yards, and completed 7-of-15 pass attempts for 197 yards, including touchdown passes of 43 and 41 yards to Keith Brown and Kyle Edwards, respectively, as URI piled up 578 yards of total offense.

W&M senior place-kicker Greg Kuehn became the College's all-time leading scorer with 11 points on the afternoon, kicking field goals of 50, 35 and 31 yards added two extra points. Kuehn surpassed Steve Christie's ('90) record of 278 career points and now holds the mark with 289. Kuehn also broke the Atlantic 10 career field goals record of 50, bringing his career total to 52.

Junior running back Elijah Brooks rushed for 110 yards on 18 carries, his second 100-yard rushing game of the season. Brooks became the first Tribe back to have two 100-yard games since Delmus Coley in 2003.

Sophomore quarterback Mike Potts completed 20-of-29 attempts for 208 yards and a touchdown, a 49-yard scoring play to sophomore Joe Nicholas that gave W&M a 14-0 lead in the first quarter.

	1	2	3	4	Final
William and Mary	14	6	3	6	29
Rhode Island	7	14	13	14	48

### Scoring Summary

Qtr	Team	Score	Time
1st	W&M	Brooks 2 run (Kuehn kick)	11:40
	W&M	Nicholas 49 pass from Potts (Kuehn kick)	5:33
	URI	Brown 43 pass from Davis (Gallagher kick)	3:43
2nd	URI	Davis 13 run (Gallagher run)	14:48
	URI	Davis 10 run (Gallagher run)	12:03
	W&M	FG Kuehn 50	8:44
	W&M	FG Kuehn 35	1:06
3rd	URI	Casey 21 run (kick blocked)	11:10
	W&M	FG Kuehn 31	6:51
	W&M	Edwards 41 pass from Davis (Gallagher kick)	5:23
4th	URI	Davis 2 run (Gallagher kick)	10:02
	URI	Poole 1 run (Gallagher kick)	3:19
	W&M	Mack 31 pass from Phillips (Kuehn kick)	1:12

	W&M	URI
First Downs	21	25
Rushes - Yards	30-109	57-361
Att-Cmp-Int	38-27-0	17-8-3
Pass Yards	295	217
Total Offense	404	578
Total Plays	68	74
Fumbles - Lost	2-1	2-0
3rd Down Conv.	2-12	8-13
Penalties - Yards	3-35	1-15
Sacks by - Yards	0-0	5-31
Time of Possession	30:10	29:50

### Rushing

W&M: Brooks 18-110 (TD), Holmes 4-22, Phillips 3-4, Potts 5-19.

URI: Casey 14-144 (TD), Davis 17-71 (3 TD), Jones 5-55, Campbell 10-47, Poole 3-38 (TD), Brown 1-5, Roberson 2-2, West 1-1.

### Passing

W&M: Potts 30-21-0 211 (TD), Phillips 8-6-0 84 (TD).

URI: Davis 15-7-2 197 (2 TD), Jones 1-0-1, Giannecchini 1-1-0 20.

### Receiving

W&M: Nicholas 4-76 (TD), Bratton 4-51, Taylor 4-33, Mack 3-49 (TD), Brooks 3-34, Lustig 3-20, Trinkle 4-22, Marianacci 1-6, Holmes 1-4.

URI: Poole 3-51, Brown 2-81 (TD), Edwards 1-41 (TD), Bowers 1-24, Casey 1-20.

### Defense


W&M: Rutter 9 (6 solo, TFL), Miller 6, Nickell 5, Shaw 5 (5 solo, 1 INT), Wright 4 (1.5 TFL), Riley 3 (INT), Pendleton 2 (FF, Blk)

Attendance: 3,303

# QUARTERBACK CLUB PLAYERS OF THE WEEK

For the Week of: Sept. 19 - Rhode Island Game

## OFFENSE



**ELIJAH BROOKS, SR, RB**

Brooks rushed for 110 yards a touchdown on 18 carries ... He added three receptions for 34 yards, including a long of 24 ... It was Brooks' second 100-yard rushing game of the season ... He became the first Tribe back with two 100-yard games in a season since 2003.

## DEFENSE



**JON SHAW, SR, SS**

Shaw recorded a pair of interceptions, the fourth and fifth of his career, and added five solo tackles in the loss to URI ... He returned one of the pick's 12 yards.

## SPECIAL TEAMS



**BLAIR PRITCHARD, JR, P**

Pritchard punted six times for 230 yards, both career-highs, and averaged 38.3 yards per punt ... He recorded a career-long punt of 47 yards and downed one kick inside the Ram' 20 ... Also recorded one solo tackle on punt coverage.

### Previous Winners:

Marshall - Sept. 1  
Elijah Brooks, JR, RB  
28 car., career-high 149 rush yards, 3 rec., 27 yards, TD

VMI - Sept. 10  
Pat Mulloy, SR, OL  
Tribe offense 469 total yards, 267 rushing.

URI - Sept. 17  
Elijah Brooks, JR, RB  
18 car., 110 yards, TD, 3 rec., 34 yards

### Previous Winners:

Marshall - Sept. 1  
Richard Riley, SR, DB  
PBU

VMI - Sept. 10  
Stephen Cason, SR, DB  
2 INT, 57-yard INT for TD, 7 total tackles, 5 solos

URI - Sept. 17  
Jon Shaw, SR, SS  
5 solo tackles, 2 interceptions

### Previous Winners:

Marshall - Spet. 1  
Josh Rutter, RF, LB  
16 TT, 4 solo

VMI - Sept. 10  
Derek Cox, RF, DB  
Blocked punt, 3 solo tackles, PBU

URI - Sept. 17  
Blair Pritchard, JR, P  
6 punts, 230 yards, 38.3 AVG, 47 long, 1 inside 20



2005 William and Mary Football  
 William and Mary Overall Team Statistics (as of Sep 22, 2005)  
 All games

TEAM STATISTICS	WM	OPP
SCORING.....	94	91
Points Per Game.....	31.3	30.3
FIRST DOWNS.....	67	66
Rushing.....	31	27
Passing.....	36	34
Penalty.....	0	5
RUSHING YARDAGE.....	531	574
Yards gained rushing.....	588	619
Yards lost rushing.....	57	45
Rushing Attempts.....	113	124
Average Per Rush.....	4.7	4.6
Average Per Game.....	177.0	191.3
TDs Rushing.....	5	6
PASSING YARDAGE.....	701	700
Att-Comp-Int.....	94-62-2	87-52-6
Average Per Pass.....	7.5	8.0
Average Per Catch.....	11.3	13.5
Average Per Game.....	233.7	233.3
TDs Passing.....	5	6
TOTAL OFFENSE.....	1232	1274
Total Plays.....	207	211
Average Per Play.....	6.0	6.0
Average Per Game.....	410.7	424.7
KICK RETURNS: #-YARDS.....	13-264	13-265
PUNT RETURNS: #-YARDS.....	3-37	8-94
INT RETURNS: #-YARDS.....	6-64	2-0
KICK RETURN AVERAGE.....	20.3	20.4
PUNT RETURN AVERAGE.....	12.3	11.8
INT RETURN AVERAGE.....	10.7	0.0
FUMBLES-LOST.....	8-4	3-1
PENALTIES-YARDS.....	14-108	3-25
Average Per Game.....	36.0	8.3
PUNTS-YARDS.....	14-533	12-424
Average Per Punt.....	38.1	35.3
Net punt average.....	31.4	32.2
TIME OF POSSESSION/GAME.....	30:10	29:50
3RD-DOWN CONVERSIONS.....	13/35	18/38
3rd-Down Pct.....	37%	47%
4TH-DOWN CONVERSIONS.....	1/2	3/5
4th-Down Pct.....	50%	60%
SACKS BY-YARDS.....	4-20	7-42
MISC YARDS.....	0	75
TOUCHDOWNS SCORED.....	11	13
FIELD GOALS-ATTEMPTS.....	6-6	1-2
PAT-ATTEMPTS.....	10-11	10-12
ATTENDANCE.....	0	35545
Games/Avg Per Game.....	0/0	3/11848
Neutral Site Games.....		0/0

SCORE BY QUARTERS	1st	2nd	3rd	4th	Total
William and Mary....	24	26	24	20	94
Opponents.....	17	34	19	21	91

2005 William and Mary Football  
 William and Mary Overall Individual Statistics (as of Sep 22, 2005)  
 All games

RUSHING	GP	Att	Gain	Loss	Net	Avg	TD	Long	Avg/G
Elijah Brooks	3	64	359	6	353	5.5	2	22	117.7
Tony Viola	3	11	68	0	68	6.2	0	20	22.7
Trevor McLaurin	3	9	64	0	64	7.1	1	17	21.3
DeBrian Holmes	3	10	50	1	49	4.9	0	14	16.3
Jacob Phillips	3	8	34	13	21	2.6	1	13	7.0
Joe Marianacci	3	1	9	0	9	9.0	0	9	3.0
Matt Otey	3	0	0	0	0	0.0	1	0	0.0
D.J. McAulay	3	1	0	4	-4	-4.0	0	0	-1.3
Mike Potts	2	9	4	33	-29	-3.2	0	3	-14.5
Total.....	3	113	588	57	531	4.7	5	22	177.0
Opponents.....	3	124	619	45	574	4.6	6	30	191.3

PASSING	GP	Effic	Att-Cmp-Int	Pct	Yds	TD	Lng	Avg/G
Mike Potts	2	127.33	60-37-1	61.7	375	3	49	187.5
Jacob Phillips	3	167.60	34-25-1	73.5	326	2	31	108.7
Total.....	3	141.90	94-62-2	66.0	701	5	49	233.7
Opponents.....	3	136.32	87-52-6	59.8	700	6	66	233.3

RECEIVING	GP	No.	Yds	Avg	TD	Long	Avg/G
Joe Nicholas	2	11	183	16.6	1	49	91.5
Josh Lustig	3	9	72	8.0	0	13	24.0
Adam Bratton	3	8	141	17.6	0	34	47.0
Matt Trinkle	3	8	44	5.5	0	10	14.7
Elijah Brooks	3	7	66	9.4	1	24	22.0
John Taylor	3	7	52	7.4	0	18	17.3
Joe Marianacci	3	4	44	11.0	0	18	14.7
DeBrian Holmes	3	4	32	8.0	1	19	10.7
Elliott Mack	3	3	49	16.3	1	31	16.3
Tony Viola	3	1	18	18.0	1	18	6.0
Total.....	3	62	701	11.3	5	49	233.7
Opponents.....	3	52	700	13.5	6	66	233.3

PUNT RETURNS	No.	Yds	Avg	TD	Long
Josh Lustig	3	37	12.3	0	17
Total.....	3	37	12.3	0	17
Opponents.....	8	94	11.8	0	25

INTERCEPTIONS	No.	Yds	Avg	TD	Long
Stephen Cason	2	57	28.5	1	57
Jonathan Shaw	2	12	6.0	0	12
Richard Riley	1	-5	-5.0	0	0
Kevin Allen	1	0	0.0	0	0
Total.....	6	64	10.7	1	57
Opponents.....	2	0	0.0	0	0

KICK RETURNS	No.	Yds	Avg	TD	Long
Stephen Cason	6	125	20.8	0	35
James Miller	2	63	31.5	0	33
Michael Pigram	2	21	10.5	0	11
Josh Lustig	2	49	24.5	0	35
Matt Trinkle	1	6	6.0	0	6
Total.....	13	264	20.3	0	35
Opponents.....	13	265	20.4	0	53

FUMBLE RETURNS	No.	Yds	Avg	TD	Long
Total.....	0	0	0.0	0	0
Opponents.....	2	75	37.5	1	70

**2005 William and Mary Football**  
**William and Mary Overall Individual Statistics (as of Sep 22, 200**  
**All games**

SCORING	----- PATs -----								Points
	TD	FGs	Kick	Rush	Rcv	Pass	DXP	Saf	
Greg Kuehn	0	6-6	10-11	0-0	0	0-0	0	0	28
Elijah Brooks	3	0-0	0-0	0-0	0	0-0	0	0	18
Joe Nicholas	1	0-0	0-0	0-0	0	0-0	0	0	6
Elliott Mack	1	0-0	0-0	0-0	0	0-0	0	0	6
Jacob Phillips	1	0-0	0-0	0-0	0	0-0	0	0	6
Trevor McLaurin	1	0-0	0-0	0-0	0	0-0	0	0	6
DeBrian Holmes	1	0-0	0-0	0-0	0	0-0	0	0	6
Matt Otey	1	0-0	0-0	0-0	0	0-0	0	0	6
Tony Viola	1	0-0	0-0	0-0	0	0-0	0	0	6
Stephen Cason	1	0-0	0-0	0-0	0	0-0	0	0	6
Total.....	11	6-6	10-11	0-0	0	0-0	0	0	94
Opponents.....	13	1-2	10-12	0-0	0	0-1	0	0	91

TOTAL OFFENSE	G	Plays	Rush	Pass	Total	Avg/G
Elijah Brooks	3	64	353	0	353	117.7
Jacob Phillips	3	42	21	326	347	115.7
Mike Potts	2	69	-29	375	346	173.0
Tony Viola	3	11	68	0	68	22.7
Trevor McLaurin	3	9	64	0	64	21.3
DeBrian Holmes	3	10	49	0	49	16.3
Joe Marianacci	3	1	9	0	9	3.0
D.J. McAulay	3	1	-4	0	-4	-1.3
Total.....	3	207	531	701	1232	410.7
Opponents.....	3	211	574	700	1274	424.7

FIELD GOALS	FGM-FGA	Pct	01-19	20-29	30-39	40-49	50-99	Lg	Blk
Greg Kuehn	6-6	100.0	0-0	1-1	3-3	1-1	1-1	51	0

FG SEQUENCE	William and Mary	OPPONENTS
Marshall	(47)	(28),52
VMI	(26),(39)	-
Rhode Island	(51),(35),(31)	-

Numbers in (parentheses) indicate field goal was made.

PUNTING	No.	Yds	Avg	Long	TB	FC	I20	I
Blair Pritchard	12	469	39.1	47	1	1	3	
Corey Davis	2	64	32.0	38	0	0	0	
Total.....	14	533	38.1	47	1	1	3	
Opponents.....	12	424	35.3	60	0	2	4	

KICKOFFS	No.	Yds	Avg	TB	OB
Greg Kuehn	18	1097	60.9	2	1
Total.....	18	1097	60.9	2	1
Opponents.....	17	952	56.0	3	0



2005 William and Mary Football  
 William and Mary Overall Individual Statistics (as of Sep 22, 200  
 All games

ALL PURPOSE	G	Rush	Rec	PR	KOR	IR	Tot	Avg/G
Elijah Brooks	3	353	66	0	0	0	419	139.7
Joe Nicholas	2	0	183	0	0	0	183	91.5
Stephen Cason	3	0	0	0	125	57	182	60.7
Josh Lustig	3	0	72	37	49	0	158	52.7
Adam Bratton	3	0	141	0	0	0	141	47.0
Tony Viola	3	68	18	0	0	0	86	28.7
DeBrian Holmes	3	49	32	0	0	0	81	27.0
Trevor McLaurin	3	64	0	0	0	0	64	21.3
James Miller	3	0	0	0	63	0	63	21.0
Joe Marianacci	3	9	44	0	0	0	53	17.7
John Taylor	3	0	52	0	0	0	52	17.3
Matt Trinkle	3	0	44	0	6	0	50	16.7
Elliott Mack	3	0	49	0	0	0	49	16.3
Michael Pigram	3	0	0	0	21	0	21	7.0
Jacob Phillips	3	21	0	0	0	0	21	7.0
Jonathan Shaw	3	0	0	0	0	12	12	4.0
D.J. McAulay	3	-4	0	0	0	0	-4	-1.3
Richard Riley	3	0	0	0	0	-5	-5	-1.7
Mike Potts	2	-29	0	0	0	0	-29	-14.5
Total.....	3	531	701	37	264	64	1597	532.3
Opponents.....	3	574	700	94	265	0	1633	544.3

2005 William and Mary Football  
 William and Mary Overall Defensive Statistics (as of Sep 22, 200  
 All games

DEFENSIVE LEADERS	GP	-----Tackles-----			TFL/Yds	-Sacks-	---Pass Def---			-Fumbles-		Blkd	
		Solo	Ast	Total			No-Yds	Int-Yds	BrUp	QBH	Rcv-Yds	FF	Kick
44 Josh Rutter	3	14	20	34	2.5-2	.	.	.	.	.	.	.	.
35 Jonathan Shaw	3	11	10	21	1.5-7	.	2-12	.	.	.	.	.	.
21 James Miller	3	5	10	15	1.0-1	.	.	1	.	.	.	.	.
22 Stephen Cason	3	8	7	15	0.5-1	.	2-57	2	.	.	.	.	.
94 Josh Wright	3	6	7	13	2.5-13	.	.	.	.	.	.	.	.
55 Ryan Nickell	3	9	4	13	0.5-0	.	.	.	.	1-0	.	.	.
39 TJ O'Neill	3	3	8	11	.	.	.	.	.	.	.	.	.
93 Jonas Watson	3	3	8	11	2.5-11	2.5-11	.	.	.	.	1	.	.
8 Alan Wheeling	3	7	3	10	.	.	.	.	.	.	.	.	.
97 Adam O'Connor	3	4	5	9	1.5-8	1.0-8	.	.	2	.	.	.	.
34 Thad Wheeler	3	5	4	9	0.5-1	.	.	.	.	.	.	.	.
58 Larry Pendleton	3	2	7	9	.	.	.	.	.	.	1	1	.
77 Bri.Williamson	3	4	4	8	1.0-1	.	.	.	.	.	.	.	.
48 Michael Pigram	3	2	5	7	.	.	.	.	.	.	.	.	.
99 Josh Larkins	1	1	6	7	0.5-1	.	.	.	.	.	.	.	.
13 David Page	3	4	2	6	.	.	.	.	.	.	.	.	.
69 Will. Turner	3	4	2	6	.	.	.	.	.	.	.	.	.
36 Kevin Allen	3	4	1	5	.	.	1-0	.	.	.	.	.	.
57 Brian Neely	3	1	4	5	.	.	.	.	.	.	.	.	.
37 Derek Cox	3	4	.	4	.	.	.	1	.	.	.	1	.
24 Richard Riley	3	3	.	3	.	.	1--5	1	.	.	.	.	.
85 Matt Trinkle	3	2	1	3	.	.	.	.	.	.	.	.	.
6 Brandon Burrow	3	2	.	2	.	.	.	.	.	.	.	.	.
4 Leonard Muldrow	2	.	2	2	.	.	.	.	.	.	.	.	.
29 Zachary Stout	3	2	.	2	.	.	.	.	.	.	.	.	.
11 John Taylor	3	1	1	2	.	.	.	.	.	.	.	.	.
23 Trevor McLaurin	3	1	1	2	.	.	.	.	.	.	.	.	.
74 Brandon Pugh	2	.	2	2	0.5-1	0.5-1	.	.	.	.	.	.	.
33 Josh Lustig	3	1	.	1	.	.	.	.	.	.	.	.	.
25 Greg Kuehn	3	1	.	1	.	.	.	.	.	.	.	.	.
91 Blair Pritchard	3	1	.	1	.	.	.	.	.	.	.	.	.
Total.....	3	115	124	239	15-47	4-20	6-64	5	2	1-0	2	2	.
Opponents.....	3	113	132	245	14-59	7-42	2-0	15	3	4-75	6	.	.