


2004 IN REVIEW



GREG KUEHN
PLACE-KICKER

CAUGHT ON THE CUPOLA

TECHNOLOGY

BY THIS FALL, ALL DORM ROOMS ON CAMPUS WILL BE EQUIPPED WITH WIRELESS INTERNET. CURRENTLY, THERE IS WIRELESS ACCESS IN MOST ON CAMPUS BUILDINGS AND RESIDENCE HALL LOUNGES IN ADDITION TO THE SUNKEN GARDENS AND THE BOOKSTORE (BARNES AND NOBLE).



The 2004 football season was one for the ages at William and Mary, as the program reached unparalleled heights by advancing to the national semifinals for the first time in school history. After winning a share of the Atlantic 10 Conference Championship with a 9-2 regular season record, 7-1 in league play, the Tribe received a national seeding heading into the I-AA playoffs, a designation that would lead to perhaps one of the most significant moments in William and Mary athletics' history.

That moment was a nationally-televised Friday night NCAA semifinal contest against state and conference-rival James Madison at Zable Stadium. It was the first night game played within the confines of the 70-year old campus landmark and the school-record eighth home game of the season. The epic match up produced a sellout, as a more-than-capacity crowd, which included Governor Mark Warner and Senator George Allen, alongside gold-clad W&M students, braved a rain-soaked evening to witness a truly historic night in Virginia college football history.

After spotting the eighth-ranked Dukes a 21-0 first-quarter lead, the Tribe rallied behind national player of the year, Walter Payton Award-winning quarterback Lang Campbell. The All-American senior quarterback rushed for a score and threw a nine-yard TD pass to redshirt freshman Joe Nicholas, and All-American Greg Kuehn kicked a pair of field goals, including a 42-yarder as time expired in the first half, to cut the deficit to 21-20 at the break.

W&M kept the momentum going to start the third, as Campbell hit senior All-American wide receiver Dominique Thompson on a seven-yard strike to give the Tribe its first lead, 26-21. The advantage was short-lived however, as JMU engineered a two-play scoring drive on its next series and took advantage of two costly Tribe turnovers to reel off 27-straight points en route to the victory and eventually the national championship.


The College reached the semifinals with a memorable double-overtime victory over reigning I-AA national champion Delaware in Williamsburg the previous week, in what was the



Dominique Thompson set single-season records for receiving yards (1,585), receptions (79) and all-purpose yards (2,174) in 2004.

first-ever quarterfinal playoff game hosted by W&M. Trailing 31-10 heading into the fourth quarter, junior cornerback Stephen Cason ignited an unforgettable Tribe comeback, as he intercepted a pass on the first play of the quarter and raced 62 yards for a touchdown. Senior Jon Smith rushed for a score and Campbell completed a 15-yard scoring toss to Nicholas with 1:51 remaining to force overtime, tied at 31-31.

In the second extra session, Smith scored on a seven-yard run



W&M captured a share of the Atlantic 10 Championship and the I-64 Trophy with its season-ending victory over archrival Richmond. It was the Tribe's third conference title in the last nine years.

and the Tribe defense held on a fourth-and-goal play from the nine, as the 2004 squad became the first in school history to win 11 games in a season. The victory was also W&M's seventh at Zable Stadium, which matched the school record for home wins in a season.

Tribe football's post season run started with the Green and Gold hosting state rival Hampton in the quarterfinals of the NCAA I-AA playoffs. Those on hand for that afternoon won't soon forget the Tribe's wild 42-35 victory over the Pirates. Sophomore tailback Elijah Brooks ran for a career-high 120 yards and Campbell threw for 294 yards and three touchdowns to lead William and Mary. The Tribe shook off a sluggish start and erased a 13-7 halftime deficit with 35 second-half points and a season-high 592 yards of total offense, including a season-high 298 on the ground, to overcome a determined effort by the Pirates. The second-half fireworks were ignited by Thompson's electrifying 92-yard kick return in the third quarter.

Prior to the unforgettable playoff run, the Tribe had won a share of the Atlantic 10 crown (and its automatic NCAA bid) with its 15th winning season in the last 17 years, and with a 7-1 record in

2004 Results		
Date	Opponent	Results
9/4	at North Carolina	L, 38-49
9/18	*at #10 New Hampshire	W, 9-7
9/25	VMI	W, 42-6
10/2	*#16 NORTHEASTERN	W, 38-35 (OT)
10/9	at Liberty	W, 37-17
10/16	*RHODE ISLAND	W, 31-24
10/23	*at #3 Delaware	L, 28-31
10/30	*at Towson	W, 41-16
11/6	*#19 VILLANOVA	W, 37-29
11/13	*at #4 James Madison	W, 27-24
11/20	*RICHMOND	W, 38-14
11/27	^#11 HAMPTON	W, 42-35
12/4	^#10 DELAWARE	W, 44-38 (2 OT)
12/10	^#8 JAMES MADISON	L, 34-48
*A10 conference game		
^NCAA I-AA Playoffs		

conference contests, the Tribe also posted its 12th-straight .500 or better record in A10 play (every season the College has been a member of the league). Every other conference team has suffered through at least one losing season in league play during this span. The finish was the College's best regular season record since 1996.

Perhaps an indication of the type of year that was in store happened early on in the season-opener, as the Tribe had Atlantic Coast Conference-rival North Carolina on the ropes for much of a hot, humid Carolina afternoon, taking a 31-28 advantage into the fourth quarter against the Tar Heels. Campbell opened the scoring on the Tribe's first possession as he connected with senior wide receiver Josh Lustig for a 46-yard TD pass less than three minutes into the contest. After two Campbell rushing scores, four first-half takeaways by the Tribe defense and a 21-yard field goal by Kuehn as time expired in the first half, the College held a 24-14 lead at the break in front of 43,500 shocked Carolina fans.

The Heels responded with an early third-quarter touchdown pass by Darian Durant, but senior Jon Smith scored on a 2-yard run midway through the frame to push the lead back to 10, 31-21. UNC, however, rode its offensive line and the legs of tailback Ronnie McGill the rest of the way, racking up 341 rushing yards on the day, including 137 by McGill, who tallied three fourth-quarter rushing scores to give the Heels a 49-38, come-from-behind victory.

The following week, the Tribe headed to 10th-ranked New Hampshire for its A10 opener and took on the Wildcats in the driving rains of the remnants of Hurricane Ivan. A week after UNH rookie quarterback Ricky Santos threw for 385 yards and a school-record five touchdown passes in a win over Division I-A Rutgers, the Tribe defense held Santos to 103 yards through the air on 12-for-21 passing, and the Wildcats managed just 226 total yards and only a first-quarter touchdown, as Kuehn kicked field goals of 27, 35 and 21 yards for a hard-fought, 9-7 victory. It was W&M's first win over a ranked opponent since 2002, and the first of many thrilling and victorious Saturday afternoons for the Tribe and its faithful in 2004.

One of the more thrilling Saturday afternoons took place in Harrisonburg on Nov. 13, when the then-10th-ranked Tribe traveled to JMU for a showdown with the fourth-ranked Dukes with first place in the A10 Southern Division on the line. With the score knotted at 24-24 and 38 seconds remaining in regulation, the College gained possession at its 28-yard line after Madison had tied the game with 45 seconds left. With three timeouts in hand, Campbell calmly led the Tribe on a five play, 43-yard drive down to the Dukes' 29-yard line with just five seconds remaining. On what would be the final play of the game, Kuehn drilled a 46-yard field goal that gave the Tribe a 27-24 victory and its first win in Harrisonburg since 1998 and second win over a top-10 team on the road in 2004.

Including UNH and JMU, the Tribe downed five ranked opponents (No. 4 James Madison, 27-24; No. 10 New Hampshire, 9-7; No. 11 Hampton, 42-35; No. 16 Northeastern, 38-35; and No. 19 Villanova, 37-29) for the first time since 1996 with the wins over UNH and JMU coming on the road. Additionally, the Tribe went undefeated at Zable for the first time since 1996, with a stellar 5-0 regular season mark.



Greg Kuehn's right foot helped the Tribe to wins over UNH, Northeastern and James Madison in 2004. Kuehn was named the A10 Special Teams Player of the Year and received multiple All-America honors.

Quarterback Lang Campbell started his postseason parade of accolades by being honored as the A10 Offensive Player of the Year, while junior place-kicker Greg Kuehn was tabbed the league's Special Teams Player of the Year. Campbell was further lauded as he went on to be named a consensus First Team All-American and the winner of the prestigious Walter Payton Award. He earned these lofty praises by fashioning a regular season that included leading the A10 in passing efficiency (and third nationally) with a rating of 164.85. He also topped the A10 in passing yards per game (284.9) and total offense (307.5), while compiling a stellar 21-1 touchdown to interception ratio.

Seven other Tribe players joined Campbell and Kuehn on the all-conference teams with senior wide receiver Dominique Thompson, sophomore offensive lineman Cody Morris, junior defensive lineman Adam O'Connor and junior defensive back Stephen Cason garnering second team honors and senior running back Jon Smith, senior punter Mike Mesi and junior line-backer Chris Ndubueze netting third team honors.

In addition to the athletic success of Laycock's squad, 2004 saw the team recognized for breaking even its own lofty academic standards. The latest NCAA official graduation-rates report showed W&M graduated an impeccable 100% of its football players that entered the program as freshman during the 1997-98 school year. The Tribe carried the highest graduation rate in the conference, leading Richmond (94%) by a full six points. Of the teams ranked in the national top 25, only Furman (81%) was within 20 percentage points of the College. In fact, W&M is one of only four teams in the entire I-AA top 25 to have a graduation rate of 70%, or better. By comparison, the overall graduation rate amongst all schools sponsoring athletics aid for I-AA football is 54%.

TEAM RECORDS

- Wins in a season (11)
- Highest final national ranking (3)
- Tied most home games in a season (8)
- Playoff wins in a season (2)
- Home playoff games in a season (3)
- Playoff games in a season (3)
- Tied most home wins in a season (7)
- Fewest turnovers in an 11-game regular season (7)
- First undefeated home regular season (5-0) since 1996
- Most total yards in season (6,044)
- Most points in season (486)
- Most wins over ranked opponents (6)

INDIVIDUAL RECORDS

Lang Campbell, QB

- Single-season passing yards (3,988)
- Single-season completions (298)
- Single-season TD passes (30)
- Single-season total yards (4,305)
- Single-season combined TDs (38)
- Fewest INTs, regular season (1)
- NCAA Record for lowest INT % (for 11 games, .33)
- Single-game attempts (53)
vs. Delaware (12/4/04)

Dominique Thompson, WR

- Single-season receiving yards (1,585)
- Single-season all-purpose yards (2,174)
- Single-season receptions (79)
- Single-game receiving yards
244 vs. Delaware (10/23/04)
- Single-game receiving TDs
4 vs. Delaware (10/23/04)

Joe Nicholas, WR

- Freshman record for receptions (66)

Greg Kuehn, PK

- Tied Single-season points (114)

Wade Harrell, DE

- Career INTs by defensive lineman (4)

2004 INDIVIDUAL PLAYER AWARDS

Lang Campbell

Walter Payton Award Winner
First Team All-American, AP, AFCA, Sports Network, *Football Gazette*
Atlantic 10 Offensive Player of the Year
ECAC Player of the Year
First Team All-A10
Academic All-A10
A10 Scholar Athlete of the Year
Division I-AA Academic All-Star
Atlantic 10 Offensive Player of the Week - 9/5, 11/14, 11/20

Stephen Cason

Second Team All-Atlantic 10

Corey Davis

Academic All-Atlantic 10



Tailback Jon Smith ended his career with 15 rushing touchdowns and a team-high 784 yards on the ground in 2004. He stands fifth on the W&M career rushing yards chart with 2,546.

Greg Kuehn

Second Team All-American, Sports Network
Third Team All-American, AP, *Football Gazette*
Atlantic 10 Special Teams Player of the Year
First Team All-Atlantic 10
Atlantic 10 Special Teams Player of the Week - 9/19, 10/3

Mike Mesi

Third Team All-Atlantic 10

Cody Morris

Second Team All-Atlantic 10

Chris Ndubueze

Third Team All-Atlantic 10

Ryan Nickell

Academic All-Atlantic 10

Adam O'Connor

Third Team All-American, AP
Second Team All-Atlantic 10
Atlantic 10 Defensive Player of the Week - 11/7

Corey Patterson

Academic All-Atlantic 10

Craig Patterson

Academic All-Atlantic 10

Jon Shaw

Academic All-Atlantic 10

Jon Smith

Third Team All-Atlantic 10

Dominique Thompson

Second Team All-American, AP, *Football Gazette*
Third Team All-American, Sports Network
Second Team All-Atlantic 10
ESPN/USA Today I-AA National Player of the Week - 10/25
Atlantic 10 Offensive Player of the Week - 10/23

Matt Trinkle

Academic All-Atlantic 10



QUARTERBACK CLUB PLAYERS OF THE WEEK

North Carolina O - Lang Campbell D - James Miller S - Greg Kuehn	Rhode Island O - Matt Trinkle D - Thad Wheeler S - Greg Kuehn	Richmond O - Cody Morris D - Jonas Watson S - Mike Mesi
New Hampshire O - Cody Morris D - Chris Ndubueze S - Greg Kuehn	Delaware O - Dominique Thompson D - Chris Ndubueze S - Dominique Thompson	Hampton O - Elijah Brooks D - Jon Shaw S - Dominique Thompson
VMI O - Jon Smith D - Ryan Nickell S - Mike Mesi	Towson O - Patrick Mulloy D - Josh Wright S - Alan Wheeling	Delaware O - Lang Campbell D - Chris Ndubueze S - David Page
Northeastern O - Lang Campbell D - Adam O'Connor S - Greg Kuehn	Villanova O - Lang Campbell D - Adam O'Connor S - Mike Mesi	James Madison O - Joe Nicholas D - James Miller S - Josh Wright
Liberty O - Dominique Thompson D - Stephen Cason S - Tony Viola	James Madison O - Lang Campbell D - James Miller S - Greg Kuehn	



Returning starting free safety James Miller was named the Quarterback Club Defensive Player of the Week on three occasions in 2004 (at UNC, at JMU, vs. JMU). Miller ranked second on the team with 114 total tackles and led the squad with three interceptions.

2004 GAME-BY-GAME STARTERS

	UNC	UNH	VMI	Northeastern	Liberty	URI	Delaware	Towson	Villanova	JMU	Richmond
QB	Campbell	Campbell	Campbell	Campbell	Campbell	Campbell	Campbell	Campbell	Campbell	Campbell	Campbell
TB	Smith	Smith	Smith	Smith	Smith	Smith	Smith	Smith	Smith	Smith	Smith
FB	Trinkle*	Nicholas^	Nicholas^	Nicholas^	Nicholas^	Bratton*	Pitts^	Pitts^	Pitts^	Pitts^	Pitts^
WR	Lustig	Lustig	Pitts	Pitts	Pitts	Nicholas	Nicholas	Nicholas	Nicholas	Nicholas	Nicholas
WR	Thompson	Thompson	Thompson	Thompson	Thompson	Thompson	Thompson	Thompson	Thompson	Thompson	Thompson
TE	Bratton	Bratton	Bratton	Bratton	Trinkle	Trinkle	Trinkle	Trinkle	Bratton	Bratton	Bratton
LT	Witham	Witham	Witham	Witham	Witham	Witham	Witham	Witham	Witham	Witham	Witham
LG	Lumm	Lumm	Lumm	Lumm	Lumm	Lumm	Lumm	Lumm	Lumm	Lumm	Lumm
C	Mulloy	Mulloy	Mulloy	Mulloy	Mulloy	Mulloy	Mulloy	Mulloy	Mulloy	Mulloy	Mulloy
RG	Morris	Morris	Morris	Morris	Morris	Morris	Morris	Morris	Morris	Morris	Morris
RT	Grenz	Grenz	Grenz	Grenz	Grenz	Grenz	Grenz	Grenz	Grenz	Grenz	Grenz
DE	Watson	Wright	Wright	Wright	Wright	Wright	Wright	Wright	Wright	Wright	Wright
DE	O'Connor	O'Connor	O'Connor	O'Connor	O'Connor	O'Connor	O'Connor	O'Connor	O'Connor	O'Connor	O'Connor
DT	McCarthy	McCarthy	McCarthy	McCarthy	McCarthy	McCarthy	McCarthy	McCarthy	McCarthy	McCarthy	McCarthy
DT	Kelly	Pendleton	Pendleton	Pendleton	Kelly	Kelly	Pendleton	Kelly	Kelly	Kelly	Kelly
LB	Ndubueze	Ndubueze	Ndubueze	Ndubueze	Ndubueze	Ndubueze	Ndubueze	Ndubueze	Ndubueze	Ndubueze	Ndubueze
LB	McLaurin	McLaurin	McLaurin	McLaurin	McLaurin	McLaurin	Wheeler	Wheeler	Wheeler	McLaurin	Wheeler
LB	Nickell	Nickell	Nickell	Nickell	Nickell	Nickell	Nickell	Nickell	Nickell	Nickell	Nickell
S	Shaw	Shaw	Shaw	Shaw	Shaw	Shaw	Shaw	Shaw	Shaw	Shaw	Shaw
S	Miller	Miller	Miller	Miller	Miller	Miller	Miller	Miller	Miller	Miller	Miller
CB	Wheeling	Wheeling	Wheeling	Wheeling	Wheeling	Wheeling	Cason	Cason	Cason	Cason	Cason
CB	Riley	Riley	Riley	Riley	Cason	Riley	Riley	Riley	Riley	Riley	Riley
Hampton Delaware JMU											
QB	Campbell	Campbell	Campbell								
TB	Smith	Smith	Smith								
FB	Pitts^	Pitts^	Pitts^								
WR	Nicholas	Nicholas	Nicholas								
WR	Thompson	Thompson	Thompson								
TE	Bratton	Bratton	Bratton								
LT	Witham	Witham	Witham								
LG	Lumm	Lumm	Lumm								
C	Mulloy	Mulloy	Mulloy								
RG	Morris	Morris	Morris								
RT	Grenz	Grenz	Grenz								
DE	Wright	Wright	Wright								
DE	O'Connor	O'Connor	O'Connor								
DT	Kelly	Kelly	Kelly								
DT	McCarthy	McCarthy	McCarthy								
LB	Ndubueze	Ndubueze	Ndubueze								
LB	Wheeler	Wheeler	Wheeler								
LB	Nickell	Nickell	Nickell								
SS	Shaw	Shaw	Shaw								
FS	Miller	Miller	Miller								
CB	Cason	Cason	Cason								
CB	Riley	Riley	Riley								

W&M IN THE RANKINGS IN 2004		
Week	Sports Network	ESPN-USA Today
Pre.	--	RV
Sept. 6	RV	--
Sept. 13	RV	RV
Sept. 20	RV	RV
Sept. 27	RV	RV
Oct. 4	18	18
Oct. 11	16	16
Oct. 18	13	13
Oct. 25	16	15
Nov. 1	13	13
Nov. 8	10	10
Nov. 15	6	6
Nov. 22	6	6
Final	3	No Final Poll



Matt Witham and the entire Tribe front five made every start in 2004.

*Started with two tight ends and no FB. ^Started with 3 receivers and no FB.

UNC 49, W&M 38

CHAPEL HILL, NC (9/4/04) -- Despite career days from Lang Campbell and Josh Lustig and four first-half takeaways, the Tar Heels used three fourth-quarter TDs from Ronnie McGill to rally past the Tribe, 49-38, at Kenan Stadium.

Campbell had the Division I-A North Carolina defense on its "heels" most of the afternoon, throwing for 322 yards and two TDs, including a 46-yard strike to Lustig on the opening possession. Lustig hauled in a career-best 112 yards on six catches. Campbell added a pair of rushing TDs in the first half and Greg Kuehn booted a 21-yard FG as time expired, as the Tribe built a 10-point halftime lead.

Stephen Cason and Alan Wheeling each forced a fumble in the first half, Travis McLaurin recovered two fumbles in the first half, including one he returned 33 yards and Wade Harrell returned his third-career interception 37 yards to set up Kuehn's FG, as W&M forced four turnovers in a game for the first time since 2002 (IU). James Miller, who also recovered a fumble, led the Tribe with 15 tackles.

Dominique Thompson, a NC native, caught six passes for 83 yards and a TD, while Jon Smith added a 2-yard TD run.

	1	2	3	4	Final
William and Mary	14	10	7	7	38
North Carolina	7	7	14	21	49

Scoring Summary

Qtr	Team	Score	Time
1st	W&M	Lustig 46 pass from Campbell (Kuehn kick)	12:29
	UNC	Lewis 12 run (Barth kick)	6:46
	W&M	Campbell 5 run (Kuehn kick)	0:50
2nd	UNC	Scott 8 run (Barth kick)	13:07
	W&M	Campbell 1 run (Kuehn kick)	7:35
	W&M	FG Kuehn 21	0:00
3rd	UNC	Bowman 19 pass from Durant (Barth kick)	11:49
	W&M	Smith 2 run (Kuehn kick)	7:27
	UNC	Mitchell 29 pass from Durant (Barth kick)	1:50
4th	UNC	McGill 4 run (Barth kick)	13:32
	UNC	McGill 10 run (Barth kick)	11:05
	UNC	McGill 7 run (Barth kick)	6:57
	W&M	Thompson 6 pass from Campbell (Kuehn kick)	0:00

	W&M	UNC
First Downs	21	23
Rushes - Yards	31-120	45-341
Att-Cmp-Int	41-23-0	24-14-1
Pass Yards	322	234
Total Offense	442	575
Total Plays	72	69
Fumbles - Lost	0-0	3-3
3rd Down Conv.	5-16	10-12
Penalties - Yards	5-45	3-20
Sacks by - Yards	1-1	0-0
Time of Possession	31:41	28:19

Rushing

W&M: Brooks 9-45, Campbell 6-35 (2 TD), Smith 9-24 (TD), Thompson 1-13, Parrott 1-4, McLaurin 5-1.
UNC: McGill 13-137 (3 TD), Lewis 15-125 (TD), Scott 11-76 (TD), Durant 6-13.

Passing

W&M: Campbell 23-41-0 322 (2 TD).
UNC: Durant 14-24-1 234 (2 TD)

Receiving

W&M: Lustig 6-112 (TD), Thompson 6-83 (TD), Nicholas 4-48, Pitts 2-28, Branton 1-18, McLaurin 1-12, Brooks 1-10, Trinkle 1-6, Parrott 1-5.

UNC: Bowman 6-61 (TD), Phillips 3-65, Holley 2-35, Pollock 1-38, Mitchell 1-29 (TD), Hedgecock 1-6.

Defense

W&M: Miller 15 (8 solo, FR, BrUp), Tra. McLaurin 7 (2 FR), Cason 6 (FF, PBU), Nickell 6 (2 TFL), O'Connor 3 (0.5 sack, 2 QBH), Watson 3 (0.5 sack), Harrell (INT).

Attendance: 43,500

W&M 9, #10 UNH 7

DURHAM, NH (9/18/04) - All-conference kicker Greg Kuehn connected on field goals of 27, 35 and 21 yards and the Tribe defense held the Wildcats' high-powered offense in check, as W&M won its conference-opener, 9-7, over 10th-ranked New Hampshire at rained-soaked Cowell Stadium.

Playing in heavy rains from the remnants of Hurricane Ivan, W&M held UNH to 226 offensive yards, nearly 150 below its average, after yielding 575 yard to North Carolina two weeks prior. It was the fewest yards allowed by a W&M defense since yielding 141 to Massachusetts in the 2001 season-opener.

All-American candidate Lang Campbell and the Tribe offense were efficient in the treacherous conditions, as Campbell threw for 148 yards on 11 for 23 passing and ran for 42 yards on 14 attempts. With 148 passing yards, he moved into 10th place on the W&M career passing list. Senior Jon Smith churned out 63 yards on 23 carries.

Kuehn kicked three field goals for the fourth time in his career, with the last coming in a win over Rhode Island on Oct. 25, 2003.

Chris Ndubueze paced the defense with a career-high 16 tackles, including 10 solo stops. Junior Larry Pendleton tallied seven tackles and a sack, while sophomore Josh Wright, who made his first career start, also recorded a sack.

The win gave W&M its first victory over a ranked opponent since knocking off 15th-ranked Northeastern in Williamsburg on Oct. 26, 2002.

	1	2	3	4	Final
William and Mary	0	3	6	0	9
#10 New Hampshire	7	0	0	0	7

Scoring Summary

Qtr	Team	Score	Time
1st	UNH	Harvey 1 run (McCormack kick)	5:48
2nd	W&M	FG Kuehn 27	0:00
3rd	W&M	FG Kuehn 35	9:41
	W&M	FG Kuehn 21	3:06

	W&M	UNH
First Downs	13	13
Rushes - Yards	48-123	42-123
Att-Cmp-Int	23-11-0	21-12-0
Pass Yards	148	103
Total Offense	271	226
Total Plays	71	63
Fumbles - Lost	2-1	1-0
3rd Down Conv.	5-16	5-16
Penalties - Yards	6-50	2-25
Sacks by - Yards	2-17	4-18
Time of Possession	35:13	24:47

Rushing

W&M: Smith 23-63, Campbell 14-42, Brooks 4-10, McLaurin 3-9, Parrott 1-2, Thompson 1-(-1).

UNH: Harvey 28-75 (TD), Santos 9-35, McCoy 3-12, Bailey 2-1.

Passing

W&M: Campbell 23-11-0 148.

UNH: Santos 21-12-0 103.

Receiving

W&M: Thompson 3-55, Lustig 3-51, Pitts 2-20, Nicholas 1-9, Brooks 1-8, Trinkle 1-5.

UNH: Kreider 4-27, Williams 3-38, Diner 2-21, Ball 1-9, Bailey 1-5, Harvey 1-3.

Defense

W&M: Ndubueze 16 (10 solo), Miller 9 (5 solo), McLaurin 8 (4 solo, TFL), Riley 7 (TFL), McCarthy 7 (TFL), Pendleton 7 (sack), Kelly 5 (TFL), Wright 4 (sack).

Attendance: 3,512

W&M 42, VMI 6

WILLIAMSBURG (9/25/04) - All-American candidate Lang Campbell threw for 137 yards and a pair of touchdowns in the first half to surpass the 3,000-yard mark for his career, as W&M used four second-quarter touchdowns and another outstanding defensive effort to knock off state-rival VMI, 42-6, in front of 8,101 fans at Zable Stadium.

Playing on his 23rd birthday, Campbell went over the 3,000-yard plateau in the first quarter and went on to complete 11-of-15 passes for 160 yards to move into ninth place (3,136) on the College's career passing yardage list. With two TD passes, Campbell also moved into eighth place (28) on the career list at W&M.

The Tribe defense forced four turnovers for the second time this season (UNC) and held the Keydets to 197 total yards, the first time a W&M defense surrendered fewer than 200 total yards since a season-opening win at UMass in 2001 (146). Dating back to a 9-7 win at UNH on Sept. 18, W&M has not allowed a touchdown for over seven consecutive quarters, a feat that has not been accomplished since 1995.

Sophomore linebacker Ryan Nickell recorded interceptions on consecutive VMI offensive plays from scrimmage, while all-conference linebacker Travis McLaurin and Chris Ndubueze each had six tackles and defensive end Adam O'Connor recorded five stops, a sack and three quarterback hurries.

Senior tailback Jon Smith led the Tribe ground game with 52 yards and two TDs, as he inched closer to 2,000 rushing yards for his career (1,899).

	1	2	3	4	Final
VMI	0	6	0	0	6
William & Mary	0	28	7	7	42

Scoring Summary

Qtr	Team	Score	Time
2nd	W&M	Smith 2 run (Kuehn kick)	14:56
	W&M	Brooks 6 run (Kuehn kick)	12:42
	VMI	FG Way 28	7:35
	W&M	Thompson 13 pass from Campbell (Kuehn kick)	3:58
	W&M	Nicholas 27 pass from Campbell (Kuehn kick)	2:52
	VMI	FG Way 39	0:42
3rd	W&M	Smith 1 run (Kuehn kick)	9:23
4th	W&M	Taylor 4 pass from Potts (Kuehn kick)	6:20

	W&M	VMI
First Downs	19	15
Rushes - Yards	45-98	31-49
Att-Cmp-Int	23-15-0	39-19-3
Pass Yards	207	148
Total Offense	305	197
Total Plays	68	70
Fumbles - Lost	1-1	2-1
3rd Down Conv.	8-14	3-17
Penalties - Yards	6-56	8-66
Sacks by - Yards	2-22	3-22
Time of Possession	33:10	26:50

Rushing

W&M: Smith 15-52 (2 TD), McLaurin 8-38, Brooks 12-28 (TD), Parrott 2-7, Campbell 4-5, Potts 1-5, Thompson 1-15.

VMI: Hollingsworth 10-19, Mizzer 9-14, Jackson 4-12, Lyles 2-8, Poldiak 5-3.

Passing

W&M: Campbell 15-11-0 160 (2 TD), Potts 8-4-0 47 (TD).

VMI: Lyles 24-9-3 64, Poldiak 15-10-0 84.

Receiving

W&M: Thompson 4-66 (TD), 2-47 (TD), Davis 2-40, Pitts 2-29, McLaurin 2-6, Parrott 1-13, Taylor 1-4 (TD), Brooks 1-2.

VMI: Burden 5-57, Jackson 4-25, Gilliland 2-22, Monteleone 2-15.

Defense

W&M: McLaurin 6 (4 solo, TFL), Ndubueze 6 (3 solo), O'Connor 5 (sack, FF, 3 QBH), Cason 3 (TFL), Muldrow 3 (.5 TFL), Weston, 2 (sack, 2 TFL, FR), Nickell 2 (2 INT), Miller 2 (INT, PBU), Williamson 1 (.5 TFL).

Attendance: 8,101



W&M 38, #16 NU 35 (OT)

WILLIAMSBURG (10/2/04) - Powered by a career-best 378-yard passing performance by All-American candidate Lang Campbell, the College pulled off a thrilling 38-35 overtime victory over 16th-ranked Northeastern at Zable Stadium.

The decisive points came off the foot of all-conference kicker Greg Kuehn, who nailed a 28-yard FG in the first overtime period. He ended the afternoon converting three of his four FG opportunities.

After the Tribe scored on a 77-yard TD pass from Campbell to Dominique Thompson with 2:34 remaining in the fourth quarter, and also got the two-point conversion on a pass to redshirt freshman receiver Joe Nicholas, W&M had a 35-28 lead. But, NU quarterback Shawn Brady's third TD pass tied the game with 42 seconds remaining and forced OT.

W&M won the toss and elected to play defense first. On the Huskies' first snap, junior Adam O'Connor sacked Brady, and NU eventually missed a 53-yard FG attempt. On the Tribe's OT possession, Nicholas caught a key first-down pass from Campbell on third-and-long, and two plays later Kuehn drilled the game-winner.

Campbell ended the day 22 of 36 for 378 yards, including the score to Thompson. He also ran for a pair of TDs. The 378 passing yards ranks as the eighth-best single-game performance in W&M history, and it was his second game over 300 yards in four contests.

Thompson led the Tribe with a career-high 157 yards on five grabs, while Nicholas hauled in a career-best 111 yards on six catches.

	1	2	3	4	OT	Final
#16 Northeastern	0	14	14	7	0	35
William & Mary	7	7	10	11	3	38

Scoring Summary

Qtr	Team	Score	Time
1st	W&M	Campbell 2 run (Kuehn kick)	4:27
2nd	NU	Parks 27 pass from Brady (Kesic kick)	8:19
	NU	Parks 23 pass from Brady (Kesic kick)	1:53
	W&M	Campbell 2 run (Kuehn kick)	0:27
3rd	W&M	Brooks 4 run (Kuehn kick)	11:06
	NU	West 2 run (Kesic kick)	8:54
	W&M	FG Kuehn 30	5:24
	NU	Murray 1 run (Kesic kick)	2:57
4th	W&M	FG Kuehn 28	6:57
	W&M	Thompson 77 pass from Campbell (Kuehn kick)	2:34
	NU	Mitchell 3 pass from Brady (Kesic kick)	0:42
OT	W&M	FG Kuehn 28	

	W&M	NU
First Downs	20	20
Rushes - Yards	33-96	35-90
Att-Cmp-Int	36-22-1	33-18-1
Pass Yards	378	301
Total Offense	474	391
Total Plays	69	68
Fumbles - Lost	0-0	1-0
3rd Down Conv.	6-14	8-16
Penalties - Yards	3-35	5-57
Sacks by - Yards	1-10	1-11
Time of Possession	31:46	28:14

Rushing

W&M: Brooks 11-45 (TD), Smith 12-41, Campbell 8-9 (2 TD), Parrott 1-2.
 NU: West 12-48 (TD), Murray 13-37 (TD), Gyles 7-15, Brady 2-9.

Passing

W&M: Campbell 36-22-1 378 (TD).
 NU: Brady 33-18-1 301 (3 TD).

Receiving

W&M: Nicholas 6-111, Thompson 5-157 (TD), Trinkle 3-55, Smith 3-14, Brooks 2-31, Davis 1-5, Pitts 1-4, Bratton 1-1.
 NU: Parks 7-170 (2 TD), Mitchell 6-86 (TD), Graham 1-14.

Defense

W&M: O'Connor 8 (1.0 sack, 1.5 TFL), Ndubueze 8 (3 solo, .5 TFL), McLaurin 7 (5 solo), Wheeling 7 (5 solo), Wright 5 (3 solo, 1.5 TFL), Cason 4 (2 solo, 1.0 TFL, PBU), Miller 4 (INT, 2 PBU), Shaw 3 (.5 TFL).

Attendance: 8,267

#18 W&M 37, LU 17

LYNCHBURG, VA (10/9/04) - Senior All-American candidate Lang Campbell threw for 368 yards, including 221 to senior wide receiver Dominique Thompson, as the 18th-ranked College of William and Mary defeated Liberty, 37-17.

In the first-ever meeting between the schools, Campbell completed 19-of-30 passes to surpass the 300-yard mark for the second time in as many games and the third time this season. Thompson pulled in a career-high 10 catches for a personal-best 221 yards, which ranks as the third-best single-game performance in W&M history behind only David Conklin's 240-yard performance against VMI on Sept. 13, 1997, and Mike Sutton's 226-yard effort at Marshall on Nov. 5, 1983. The College piled up a season-high 498 total yards of offense to the Flames' 264.

Senior Jon Smith carried 19 times for 51 yards and a pair of TDs, while Campbell and sophomore Elijah Brooks each added a score on the ground, as W&M recorded a season-high four rushing TDs.

Junior cornerback Stephen Cason had an outstanding game to pace the defense, sharing team-high honors with eight total tackles, in addition to 1.5 sacks, three pass breakups and 2.5 total tackles for loss. The Tribe defense recorded a season-high seven sacks, led by Jonas Watson's two. All-conference candidate Adam O'Connor registered 1.5 sacks to bring his team-leading total to 4.5.

The win gave W&M its fourth consecutive victory and eighth-straight win over a Division I-AA opponent, dating back to the 2003 season.

	1	2	3	4	Final
#18 William & Mary	10	10	10	7	37
Liberty	3	0	7	7	17

Scoring Summary

Qtr	Team	Score	Time
1st	W&M	FG Kuehn 22	8:53
	LU	FG Kolegue 41	5:24
	W&M	Brooks 1 run (Kuehn kick)	1:20
2nd	W&M	Campbell 1 run (Kuehn kick)	11:57
	W&M	FG Kuehn 20	2:56
3rd	W&M	Smith 1 run (Kuehn kick)	11:51
	LU	Gado 2 run (Kolegue kick)	8:48
	W&M	FG Kuehn 28	2:37
4th	W&M	Smith 1 run (Kuehn kick)	3:23
	LU	Hamilton 1 run (Kolegue kick)	0:18

	W&M	LU
First Downs	18	17
Rushes - Yards	43-130	33-61
Att-Cmp-Int	30-19-0	35-18-1
Pass Yards	368	203
Total Offense	498	264
Total Plays	73	68
Fumbles - Lost	1-1	2-1
3rd Down Conv.	9-18	3-15
Penalties - Yards	10-90	3-20
Sacks by - Yards	7-46	0-0
Time of Possession	30:55	28:47

Rushing

W&M: Smith 19-51 (2 TD), Brooks 14-34 (TD), Campbell 8-32 (TD), Nicholas 1-15.
 LU: Gado 20-97 (TD), Johnson 2-8, Hamilton 1-1 (TD), Troth 9--45.

Passing

W&M: Campbell 30-19-0 368.
 LU: Troth 23-11-1 124, Johnson 11-7-0 79, Hamilton 1-0-0.

Receiving

W&M: Thompson 10-221, Pitts 3-46, Smith 2-29, Trinkle 1-34, Troester 1-28, Taylor 1-6, Brooks 1-4.
 LU: Williams 6-94, Hamilton 3-15, Jackson 2-34, Cline 2-21, Gado 2-10, Turner 1-17, Luck 1-8, Grigsby 1-4.

Defense

W&M: Cason 8 (7 solo, 1.5 sack, 2.5 TFL, 3 PBU), McLaurin 8 (FR), Miller 7 (INT), McCarthy 6 (TFL, FF, .5 sack), Nickell 6 (sack, 1.5 TFL), O'Connor 5 (1.5 sack, 2 TFL), Watson 4 (2 sack, 2.5 TFL), Williamson 3 (.5 sack, .5 TFL).

Attendance: 9,603

#16 W&M 31, URI 24

WILLIAMSBURG (10/16/04) - All-American candidate, senior quarterback Lang Campbell threw a pair of first-quarter TD passes to sophomore tight end Matt Trinkle and later rushed for another score, as the 16th-ranked Tribe held off Rhode Island, 31-24, in front of Homecoming crowd of 8,774 at Zable Stadium.

With the game tied at 24-24, sophomore tailback Elijah Brooks plowed into the end zone from two yards out with just over eight minutes remaining for the decisive points. Brooks led the Tribe ground attack with 54 yards on 12 carries, while senior Jon Smith surpassed the 2,000-yard mark for his career (2,027) with 36 yards on 13 attempts.

Campbell completed 20-of-27 passes for 192 yards, and Trinkle recorded a career-high seven catches for a personal-best 51 yards. With two TD passes, Campbell moved into seventh place on the W&M career list (31), while also moving into seventh place on the W&M career passing yardage list (4,074).

Junior linebacker Thad Wheeler registered a career-high 16 tackles filling in for starter Travis McLaurin, who was hampered by a knee injury suffered on the first URI series. Fellow linebacker Chris Ndubueze made 14 total stops, and junior safety James Miller was in on 13 total tackles to give the Tribe three players in double-digit tackles.

With the win, W&M won its fifth consecutive game overall and its seventh-straight conference game dating back to last season. It was also the Tribe's eighth consecutive win over a Division I-AA opponent, dating back to 2003.

	1	2	3	4	Final
Rhode Island	7	3	7	7	24
#16 William & Mary	14	3	7	7	31

Scoring Summary

Qtr	Team	Score	Time
1st	URI	Hill 52 pass from Davis (Giannecchini kick)	12:18
	W&M	Trinkle 3 pass from Campbell (Kuehn kick)	6:03
	W&M	Trinkle 3 pass from Campbell (Kuehn kick)	0:07
2nd	URI	FG Giannecchini 29	6:21
	W&M	FG Kuehn 28	0:04
3rd	URI	Davis 6 run (Giannecchini kick)	11:45
	W&M	Campbell 4 run (Kuehn kick)	6:54
4th	URI	Davis 1 run (Giannecchini kick)	12:19
	W&M	Brooks 2 run (Kuehn kick)	8:09

	W&M	URI
First Downs	19	25
Rushes - Yards	33-97	71-282
Att-Cmp-Int	27-20-0	12-6-0
Pass Yards	192	127
Total Offense	289	409
Total Plays	60	83
Fumbles - Lost	1-0	1-0
3rd Down Conv.	7-12	7-16
Penalties - Yards	2-15	4-45
Sacks by - Yards	0-0	1-6
Time of Possession	28:15	31:45

Rushing

W&M: Smith 13-36, Brooks 12-54 (TD), Campbell 6-10 (TD).
 URI: Ham 32-106, Davis 19-65 (2 TD), Poole 8-73, Jones 6-14, Porter 5-7, Hill 1-17.

Passing

W&M: Campbell 27-20-0 192 (2 TD).
 URI: Davis 12-6-0 127 (TD).

Receiving

W&M: Trinkle 7-51 (2 TD), Thompson 4-58, Pitts 3-27, Brooks 3-26, Nicholas 2-15, Davis 1-15.
 URI: Hill 2-65 (TD), Bowers 2-8, Poole 1-45, West 1-9.

Defense

W&M: Wheeler 16 (2.0 TFL), Ndubueze 14, Miller 13 (.5 TFL), Nickell 9 (2.5 TFL), Shaw 7 (1.0 TFL, PBU), Wright 7 (1.5 TFL), Cason 6 (1.0 TFL).

Attendance: 8,774

2004 GAME-BY-GAME RESULTS

#3 UD 31, #14 W&M 28

NEWARK, DE (10/23/04) - Despite a record-setting performance from senior wide receiver Dominique Thompson and four TD passes from All-American candidate, senior Lang Campbell, the 14th-ranked Tribe dropped a hard-fought 31-28 decision to third-ranked Delaware in front of 22,058 fans at Delaware Stadium.

Thompson set a W&M single-game record with 244 receiving yards, surpassing the previous mark of 240 set by Dave Conklin against VMI in 1997. He also caught all four of Campbell's TD passes, matching a W&M record also held by Vito Ragazzo (1949, vs. WFU) and Corey Ludwig (1993, vs. Maine).

Campbell completed 20 of 30 passes for 355 yards and a career-best four TDs, surpassing the 300-yard mark for the fourth time this season.

The duo connected on scoring plays of 10, 62, 87 and 64 yards with the 87-yard completion tying the longest pass play in W&M history (Dan Henning to Tom Scott vs. Navy, 1961).

W&M scored on its first three possessions and held a 21-7 advantage in front of shocked sellout crowd at the end of one quarter, but the defending I-AA National Champions outscored the Tribe 24-7 to close the game, capped by a 25-yard TD pass from Sonny Riccio to Joseph Bleymaier with 4:41 remaining.

Junior linebacker Chris Ndubueze and junior corner Stephen Cason shared the team-lead with 11 tackles apiece, while sophomore end Josh Wright recorded a career-high 10 stops in the loss.

	1	2	3	4	Final
#14 William & Mary	21	0	0	7	28
#3 Delaware	7	17	0	7	31

Scoring Summary

Qtr	Team	Score	Time
1st	W&M	Thompson 10 pass from Campbell (Kuehn kick)	12:33
	W&M	Thompson 62 pass from Campbell (Kuehn kick)	11:34
	UD	Long 5 pass from Riccio (Shushman kick)	6:12
	W&M	Thompson 87 pass from Campbell (Kuehn kick)	4:26
2nd	UD	Lee 2 run (Shushman kick)	8:33
	UD	FG Shushman 43	5:58
	UD	Lee 2 run (Shushman kick)	0:44
4th	W&M	Thompson 64 pass from Campbell (Kuehn kick)	12:15
	UD	Bleymaier 25 pass from Riccio (Shushman kick)	4:41

	W&M	UD
First Downs	16	26
Rushes - Yards	25-30	46-149
Att-Cmp-Int	30-20-0	40-24-0
Pass Yards	355	302
Total Offense	385	451
Total Plays	55	86
Fumbles - Lost	2-1	0-0
3rd Down Conv.	6-13	10-18
Penalties - Yards	9-55	3-30
Sacks by - Yards	1-8	3-26
Time of Possession	23:38	36:22

Rushing

W&M: Brooks 10-13, Smith 8-31, Campbell 7--14.
UD: Lee 18-78 (2 TD), Starks 14-66, Cuff 3-8, Riccio 7-6, Team 3--4, Long 1--5.

Passing

W&M: Campbell 30-20-0 355 (4 TD).
UD: Riccio 40-24-0 302 (2 TD).

Receiving

W&M: Thompson 6-244 (4 TD), Nicholas 5-39, Brooks 3-30, Pitts 3-16, Smith 2-21, Parrott 1-5.
UD: Long 11-108 (TD), Boler 7-155, LaForgia 3-11, Bleymaier 1-25 (TD), Lee 1-3, Starks 1-0.

Defense

W&M: Cason 11 (PBU), Ndubueze 11 (2 PBU), Wright 10, Miller 9, Wheeler 9 (TFL), Shaw 7, Nickell 6, McCarthy 5, Watson 3 (1.0 sack).

Attendance: 22,058

#16 W&M 41, TU 16

TOWSON, MD (10/30/04) - Senior All-American candidate, quarterback Lang Campbell threw for 268 yards and three touchdowns in three quarters, and the 16th-ranked Tribe piled up a season-high 585 yards of total offense to subdue A10 Conference newcomer Towson, 41-16.

Campbell completed 20-of-29 attempts and his three touchdown passes brought his season total to 14, seven of which have come in the last two games. The 268 passing yards brought his career total to 4,697, moving him into sixth place on the W&M career list, while his three TD passes brought his career total to 38, also moving him into sixth place on the W&M career list in that category.

Senior wide receiver Dominique Thompson caught seven passes for 122 yards and two touchdowns, his fifth and sixth scoring receptions in the last two games. Thompson went over the 1,000-yard mark on the season early in the third quarter, becoming just the sixth player in W&M history to record a 1,000-yard receiving season.

As impressive as Campbell's feats through the air were, the Tribe's ground attack was equally inspired, as it racked up a season-high 280 rushing yards after averaging just 99.1 yards per game coming in. Senior tailback Jon Smith led the rushing attack with a season-high 113 yards on 16 carries and added a running score. Smith became the first Tribe player this season to surpass the century mark on the ground, and it was his fifth 100-yard rushing game of his career, moving him into a tie for eighth place on the W&M career list.

	1	2	3	4	Final
#16 William & Mary	7	17	14	3	41
Towson	3	0	0	13	16

Scoring Summary

Qtr	Team	Score	Time
1st	W&M	Thompson 46 pass from Campbell (Kuehn kick)	13:07
	TU	FG Halbruner 33	7:38
2nd	W&M	Smith 1 run (Kuehn kick)	14:57
	W&M	Thompson 21 pass from Campbell (Kuehn kick)	7:32
	W&M	FG Kuehn 32	0:47
3rd	W&M	Brooks 8 run (Kuehn kick)	7:27
	W&M	Bratton 1 pass from Campbell (Kuehn kick)	1:41
4th	TU	Perry 49 pass from Goldbeck (Halbruner kick)	14:52
	W&M	FG Kuehn 43	10:46
	TU	Perry 26 pass from Goldbeck (Halbruner kick blocked)	9:23

	W&M	TU
First Downs	30	14
Rushes - Yards	47-280	28-77
Att-Cmp-Int	37-23-0	33-18-2
Pass Yards	305	234
Total Offense	585	311
Total Plays	84	61
Fumbles - Lost	1-1	1-0
3rd Down Conv.	11-18	2-14
Penalties - Yards	5-40	2-30
Sacks by - Yards	2-16	1-3
Time of Possession	35:59	24:01

Rushing

W&M: Brooks 18-93 (TD), Smith 16-113 (TD), Viola 7-53, Campbell 3-19, Otey 2-6.
TU: Brunetti 12-49, Corle 6-1, Goldbeck 4--5, Miles 3-11, Marcus 2-11, Brown 1-10.

Passing

W&M: Campbell 29-20-0 268 (3 TD), Potts 8-3-0 37.
TU: Goldbeck 33-18-2 234 (2 TD).

Receiving

W&M: Thompson 7-122 (2 TD), Nicholas 4-42, Smith 3-19, Bratton 2-30 (TD), Davis 2-12, Pitts 1-29, Taylor 1-20, Holston 1-13, Brooks 1-10, Parrott 1-8.
TU: Marcus 6-70, Brown 4-58, Corle 3-13, Perry 2-75 (2 TD), Arnold 2-10, Brown 1-8.

Defense

W&M: Miller 10 (2 PBU), Wheeler 9 (TFL, PBU), Nickell 7 (PBU, Blkd PAT), Ndubueze 7 (INT), Shaw 7 (INT), Wright 5 (2.0 TFL), Kelly 4 (1.0 sack), Page 1 (1.0 sack, FF).

Attendance: 3,280

#13 W&M 37, #19 VU 29

WILLIAMSBURG (11/6/04) - Senior tailback Jon Smith scored on runs of 1, 1 and 17 yards and All-American candidate Lang Campbell threw for 232 yards and a touchdown, while also rushing for 60 yards and another score to lead the 13th-ranked Tribe past 19th-ranked Villanova, 37-29, at Zable Stadium.

The victory gave head coach Jimmye Laycock his 13th career season with seven or more victories, and stood as the College's third win over a ranked opponent this season.

After trailing 21-14 at the break, Campbell connected with redshirt freshman WR Joe Nicholas on a six-yard scoring strike to cap the Tribe's opening drive of the second half, and after the teams exchanged punts, W&M took its first lead of the game when the Wildcats' center sent a snap over the punter's head and out of the end zone.

Smith scored his second touchdown early in the fourth to push the lead to 30-21, and found the end zone for third time with 2:57 remaining, after senior Wade Harrell's 19-yard interception return. Smith scored three rushing TDs for the third time in his career with the last coming against VMI in 2002.

Campbell completed 22 of 34 passes for 232 and threw his 39th career TD pass. He was equally effective on the ground, gaining a season-high 60 yards, including several key first-down runs in the fourth quarter.

Junior all-conference candidate Adam O'Connor recorded three sacks in the game, just a half-sack away from a W&M single-game record. For his efforts, O'Connor was named the A10 Defensive Player of the Week.

	1	2	3	4	Final
#19 Villanova	7	14	0	8	29
#13 William & Mary	7	7	9	14	37

Scoring Summary

Qtr	Team	Score	Time
1st	VU	Gibson 95 kick return (James kick)	14:46
	W&M	Smith 1 run (Kuehn kick)	10:25
2nd	VU	Dieser 7 pass from Burroughs (James kick)	12:38
	W&M	Campbell 1 run (Kuehn kick)	8:13
	VU	DiGiacomo 17 pass from Burroughs (James kick)	3:38
3rd	W&M	Nicholas 6 pass from Campbell (Kuehn kick)	9:02
	W&M	Team safety	3:26
4th	W&M	Smith 1 run (Kuehn kick)	14:16
	W&M	Smith 17 run (Kuehn kick)	2:57
	VU	DiGiacomo 2 pass from Burroughs (Dieser pass from Burroughs)	0:32

	W&M	VU
First Downs	25	21
Rushes - Yards	45-167	29-107
Att-Cmp-Int	34-22-0	39-25-1
Pass Yards	232	270
Total Offense	399	377
Total Plays	79	68
Fumbles - Lost	0-0	1-0
3rd Down Conv.	10-17	4-12
Penalties - Yards	1-10	4-24
Sacks by - Yards	4-23	0-0
Time of Possession	34:09	25:51

Rushing

W&M: Smith 17-76 (3 TD), Brooks 16-22, Campbell 10-61 (TD), Thompson 1-11.
VU: Butler 11-48, Burroughs 10-25, DiGiacomo 3-27, Gibson 3-7, Outlaw 1-20.

Passing

W&M: Campbell 34-22-0 232 (TD).
VU: Burroughs 39-25-1 270 (3 TD).

Receiving

W&M: Pitts 6-64, Nicholas 5-54 (TD), Brooks 4-31, Thompson 3-47, Smith 2-7, Taylor 1-16, Bratton 1-13.
VU: DiGiacomo 6-44 (2 TD), Outlaw 5-70, Dieser 4-44 (TD), Wright 2-51, Waltman 2-33, Polite 2-12, Sherry 2-11.

Defense

W&M: Ndubueze 8 (7 solo), Miller 6 (PBU), O'Connor 5 (3 sacks), Nickell 5, Shaw 5, McCarthy 2 (sack), Harrell INT.

Attendance: 6,755



#10 W&M 27, #4 JMU 24

HARRISONBURG, VA (11/13/04) - Junior all-conference kicker Greg Kuehn nailed a 46-yard field goal as time expired to lead 10th-ranked William and Mary to a thrilling 27-24 victory over fourth-ranked James Madison in front of 13,904 fans at Bridgeforth Stadium.

The College gained possession at its 28-yard line with 38 seconds remaining, after JMU tied the game at 24-24 with 45 seconds left. With three timeouts in hand, senior All-American and Payton Award candidate, quarterback Lang Campbell calmly led the Tribe on a five play, 43-yard drive to set up Kuehn's game-winning kick. Kuehn's heroics gave the Tribe its first win in Harrisonburg since 1998 and its second victory over a top-10 team on the road this season.

The kick was Kuehn's second game-winning effort of the season, as he also drilled a 28-yard field goal in overtime to beat 16th-ranked Northeastern, 38-35, on Oct. 2.

Campbell was brilliant all day, as he methodically picked apart the Dukes' vaunted defense for 323 yards and two touchdowns on 26 of 33 passing. It was Campbell's fifth 300-yard passing game of the season, as he moved over the 5,000-yard barrier for his career (5,302), becoming just the sixth quarterback in W&M history to accomplish the feat.

Junior Chris Ndubueze led the Tribe with 12 total tackles and forced a critical JMU fumble late in the game, which was recovered by classmate Stephen Cason, who had 10 total stops in the game. All-conference candidate, junior Adam O'Connor registered nine total tackles, including a team-high 1.5 for loss.

	1	2	3	4	Final
#10 William & Mary	0	3	7	17	27
#4 James Madison	3	7	0	14	24

Scoring Summary

Qtr	Team	Score	Time
1st	JMU	FG Rabil 28	2:49
2nd	W&M	FG Kuehn 28	13:18
	JMU	Boxley 17 pass from Rascati (Rabil kick)	3:19
3rd	W&M	Otey 1 pass from Campbell (Kuehn kick)	6:14
4th	JMU	Hines 4 run (Rabil kick)	10:16
	W&M	Pitts 5 pass from Campbell (Kuehn kick)	8:17
	W&M	Smith 3 run (Kuehn kick)	5:40
	JMU	Boxley 27 pass from Rascati (Rabil kick)	0:45
	W&M	FG Kuehn 46	0:00

	W&M	JMU
First Downs	19	27
Rushes - Yards	22-55	56-272
Att-Cmp-Int	33-26-0	27-15-0
Pass Yards	323	153
Total Offense	378	425
Total Plays	55	83
Fumbles - Lost	0-0	2-1
3rd Down Conv.	6-11	12-20
Penalties - Yards	6-60	7-65
Sacks by - Yards	0-0	1-5
Time of Possession	25:09	34:51

Rushing

W&M: Smith 9-17 (TD), Brooks 8-23, Campbell 4-12, Nicholas 1-3.

JMU: Hines 36-198 (TD), Rascati 13-48, Bolton 4-15, Fenner 3-11.

Passing

W&M: Campbell 33-26-0 323 (2 TD).

JMU: Rascati 27-15-0 153 (2 TD).

Receiving

W&M: Nicholas 7-77, Pitts 4-61 (TD), Brooks 4-36, Thompson 3-59, Smith 3-30, Bratton 2-45, Parrot 2-14, Otey 1-1 (TD).

JMU: Tolley 5-67, Boxley 3-48 (2 TD), Iorio 1-11, Ridley 1-9, Bransford 1-5, Hines 1-4, Baker 1-3, Fenner 1-0.

Defense

W&M: Ndubueze 12 (7 solo), Miller 11, Cason 10 (FR), Nickell 10 (TFL), O'Connor 9 (1.5 TFL), Riley 6, Kelly 4 (.5 TFL).

Attendance: 13,904

#6 W&M 38, UR 14

WILLIAMSBURG (11/20/04) - All-American and Payton Award candidate, senior quarterback Lang Campbell threw for a school-record 174 yards and three touchdowns in the third quarter, as sixth-ranked William and Mary defeated arch rival Richmond, 38-14, in the 114th meeting between the schools.

With the victory, the Tribe earned a share of the Atlantic 10 Conference Championship and secured the league's automatic bid to the NCAA I-AA Playoffs.

The Tribe reeled off 24 straight points in the third period to turn a 14-point halftime lead into a 38-0 advantage heading into the final quarter.

Campbell completed 21 of 28 passes for 291 yards and four touchdowns, which matched his career-high set earlier this season at Delaware. His three third-quarter TD passes matched a W&M single-quarter record, also set at Delaware this season.

Junior tight end Adam Bratton caught two of Campbell's scoring passes in the third, and redshirt freshman Joe Nicholas pulled in his third touchdown reception of the season in the frame.

Junior defensive end Jonas Watson led an inspired defensive effort for the Tribe, sacking UR quarterback Stacy Tutt twice. W&M recorded five sacks in the game and limited the Spiders to 150 yards through the air.

With 291 passing yards, Campbell established a W&M 11-game, regular season record with 3,037 passing yards, while also setting an 11-game, regular season record for total offense (3,238).

	1	2	3	4	Final
Richmond	0	0	0	14	14
#6 William and Mary	7	7	24	0	38

Scoring Summary

Qtr	Team	Score	Time
1st	W&M	Thompson 25 pass from Campbell (Kuehn kick)	7:07
2nd	W&M	Smith 2 run (Kuehn kick)	13:24
3rd	W&M	Bratton 17 pass from Campbell (Kuehn kick)	13:21
	W&M	Nicholas 5 pass from Campbell (Kuehn kick)	10:12
	W&M	Bratton 4 pass from Campbell (Kuehn kick)	3:55
	W&M	FG Kuehn 44	0:18
4th	UR	Freeman 16 run (Ball kick)	5:37
	UR	Little 7 pass from Richardson (Ball kick)	0:05

	W&M	UR
First Downs	19	16
Rushes - Yards	34-182	42-155
Att-Cmp-Int	30-21-0	20-12-1
Pass Yards	291	150
Total Offense	473	305
Total Plays	64	62
Fumbles - Lost	3-1	0-0
3rd Down Conv.	5-12	4-14
Penalties - Yards	2-15	4-34
Sacks by - Yards	5-37	2-9
Time of Possession	28:54	31:06

Rushing

W&M: Smith 12-88 (TD), Brooks 12-58, Viola 5-23, Davis 1-10, Campbell 4-4.

UR: Freeman 22-126 (TD), Hightower 3-17, Tutt 16-9.

Passing

W&M: Campbell 28-21-0 291 (4 TD), Potts 1-0-0, Brooks 1-0-0.

UR: Tutt 15-8-1 122, Richardson 5-4-0 28 (TD).

Receiving

W&M: Nicholas 6-91 (TD), Pitts 4-93, Thompson 4-74 (TD), Bratton 3-24 (2 TD), Smith 2-6, Brooks 2-3.

UR: Wilson 4-67, Hightower 2-14, Freeman 2-4, Lehatto 1-32, Schools 1-16, Neuman 1-10, Little 1-7 (TD).

Defense

W&M: Nickell 7 (1.5 TFL), Wheeler 6 (sack), Ndubueze 6, Watson 5 (2.5 TFL, 2 sacks), Shaw 4 (INT, sack), O'Connor 3 (1.5 TFL, sack).

Attendance: 8,325

#6 W&M 42, #11 HU 35

WILLIAMSBURG (11/27/04) - Sophomore tailback Elijah Brooks ran for a career-high 120 yards and senior Payton Award Candidate Lang Campbell threw for 294 yards and three touchdowns to lead William and Mary over Hampton, 42-35, in the first round of the 2004 NCAA I-AA Football Championship in Williamsburg.

The Tribe shook off a sluggish start and erased a 13-7 halftime deficit with 35 second-half points and a season-high 592 yards of total offense, including a season-high 298 on the ground, to overcome a 394 all-purpose yard and three touchdown performance from Pirates' senior wide receiver Jerome Mathis.

After Mathis scored his third TD of the game, a 43-yard pass play with 12:01 remaining in the game, Tribe senior Dominique Thompson returned the ensuing kickoff 92 yards for a score, becoming the first W&M player to take a kickoff to the house since 1995.

The defense forced a turnover on the Pirates' next possession, and one play later, Campbell hit Thompson on a 45-yard scoring strike to put the Tribe ahead for good. It was Thompson's second TD catch of the game, as he piled up 118 receiving yards on seven grabs for his fifth 100-yard game of the season.

Senior tailback Jon Smith and Campbell each contributed to the Tribe's impressive rushing attack, as Smith racked up 80 yards and two scores on 13 carries, while Campbell added a season-high 71 yards on nine attempts.

The victory gave W&M its 10th win of the season, becoming just the third team in school history to reach the mark. It was also the Tribe's first playoff victory, since a 45-6 win over Jackson State in 1996.

	1	2	3	4	Final
#11 Hampton	13	0	8	14	35
#6 William and Mary	0	7	14	21	42

Scoring Summary

Qtr	Team	Score	Time
1st	HU	Daniels 1 run (Paterini kick)	10:59
	HU	Mathis 80 pass from Shepherd (kick failed)	3:31
2nd	W&M	Bratton 8 pass from Campbell (Kuehn kick)	9:23
3rd	W&M	Thompson 27 pass from Campbell (Kuehn kick)	13:08
	HU	Mathis 93 kick return (Paterini kick)	12:55
	W&M	Smith 4 run (Kuehn kick)	5:33
4th	HU	Mathis 43 pass from Shepherd (Paterini kick)	12:01
	W&M	Thompson 92 kick return (Kuehn kick)	11:47
	W&M	Thompson 45 pass from Campbell (Kuehn kick)	9:58
	W&M	Smith 4 run (Kuehn kick)	1:56
	HU	Shepherd 7 run (Paterini kick)	0:32

	W&M	HU
First Downs	30	15
Rushes - Yards	41-298	43-128
Att-Cmp-Int	37-23-3	23-11-0
Pass Yards	294	242
Total Offense	592	370
Total Plays	78	66
Fumbles - Lost	0-0	1-1
3rd Down Conv.	4-12	5-15
Penalties - Yards	5-43	10-147
Sacks by - Yards	3-29	1-6
Time of Possession	33:44	26:16

Rushing

W&M: Brooks 17-120, Smith 13-81 (2 TD), Campbell 9-71, Thompson 1-27.

HU: Coleman 14-33, Daniels 11-52 (TD), Shepherd 11-minus 13 (TD), Mathis 4-40, Payton 2-17.

Passing

W&M: Campbell 37-23-3 294 (3 TD).

HU: Shepherd 23-11-0 242 (2 TD).

Receiving

W&M: Thompson 7-118 (2 TD), Pitts 6-80, Nicholas 5-53, Bratton 3-42 (TD), Smith 1-3, Brooks 1-minus 2.

HU: Mathis 6-188 (2 TD), Faulkner 3-36, Daniels 2-18.

Defense

W&M: Shaw 9 (TFL, FF, 2 PBU), Cason 8 (sack), Nickell 6 (1.5 TFL), Ndubueze 6 (sack, 1.5 TFL), Riley 5 (sack, 1.5 TFL), Kelly 5 (TFL), O'Connor 3 (1.5 TFL, FR, PBU).

Attendance: 5,576



2004 GAME-BY-GAME RESULTS

#6 W&M 44, #10 UD 38 (2OT)

WILLIAMSBURG, VA (12/4/04) - Senior tailback Jon Smith scored from seven yards out in the second overtime and the Tribe defense held on a fourth-and-goal from the nine, as William and Mary knocked defending national champion Delaware out of the NCAA I-AA Championship with a 44-38 double-overtime victory in the quarterfinals at Zable Stadium.

The Tribe, which erased a 31-10 deficit heading into the fourth quarter, became the first team in school history to advance to the national semifinals and win 11 games in a season.

Payton Award Finalist Lang Campbell completed a career-high 30 passes on 53 attempts, throwing for a 342 yards and three touchdowns, including a 15-yard toss to redshirt freshman Joe Nicholas with 1:52 remaining to send the game into the extra session knotted at 31.

Junior cornerback Stephen Cason started the comeback by intercepting a pass on the first play of the fourth quarter, returning it 62 yards to cut the deficit to 31-17, and Smith scored on a two-yard run to pull W&M within 31-24 with 9:56 left.

After yielding 406 total yards in the first half, the Tribe surrendered just 85 in the second half, including minus-6 rushing yards in the fourth quarter.

Nicholas set a freshman record with 11 receptions, which went for 94 yards and two TDs. Senior WR Dominique Thompson caught nine passes for 185 yards, his sixth 100-yard receiving game of the season. He also established a new single-season record with 1,489 yards.

Campbell became just the fifth quarterback in school history to throw for 6,000 yards, while also establishing season records for yards (3,673) and TD passes (27).

	1	2	3	4	OT	Final
#10 Delaware	14	17	0	0	7	38
#6 William and Mary	7	3	0	21	13	44

Scoring Summary

Qtr	Team	Score	Time
1st	UD	Cuff 37 run (Shushman kick)	11:28
	W&M	Pitts 11 pas from Campbell (Kuehn kick)	10:14
	UD	Cuff 5 run (Shushman kick)	3:57
2nd	UD	Boler 58 pass from Riccio (Shushman kick)	14:30
	W&M	FG Kuehn 37	11:07
	UD	FG Shushman 31	7:51
	UD	Boler 15 pass from Riccio (Shushman kick)	1:02
4th	W&M	Cason 62 interception (Kuehn kick)	14:50
	W&M	Smith 2 run (Kuehn kick)	9:56
	W&M	Nicholas 15 pass from Campbell (Kuehn kick)	1:56
OT 1	UD	Long 7 pass from Riccio (Shushman kick)	
	W&M	Nicholas 2 pass from Campbell (Kuehn kick)	
OT 2	W&M	Smith 7 run (kick failed)	

	W&M	UD
First Downs	23	29
Rushes - Yards	32-158	47-229
Att-Cmp-Int	53-30-0	41-24-2
Pass Yards	342	262
Total Offense	500	491
Total Plays	85	88
Fumbles - Lost	2-1	1-0
3rd Down Conv.	13-21	9-19
Penalties - Yards	3-25	8-50
Sacks by - Yards	2-17	1-1
Time of Possession	29:16	30:44

Rushing

W&M: Brooks 9-82, Smith 13-46 (2 TD), Campbell 9-27.
UD: Cuff 27-170 (2 TD), Riccio 14-35, Starks 4-26.

Passing

W&M: Campbell 53-30-0 342 (3 TD).
UD: Riccio 41-24-2 262 (3 TD).

Receiving

W&M: Nicholas 11-94 (2 TD), Thompson 9-185, Smith 4-15, Brooks 2-22, Pitts 2-15 (TD), Bratton 1-8, Otey 1-3.
UD: Boler 10-153 (2 TD), Long 7-41 (TD), Selk 3-37, Starks 2-13, Ingram 1-12, Bleymaier 1-6.

Defense

W&M: Nickell 11, Wheeler 9, Riley 7 (PBU), Ndubueze 7, Wright 6 (sack, FF), Wheeling 5 (INT), McCarthy 3 (sack), Cason 3 (INT, TD), O'Connor 3 (TFL).

Attendance: 8,875

#8 JMU 48, #6 W&M 34

WILLIAMSBURG, VA (12/10/04) - Senior All-American quarterback Lang Campbell threw for 315 yards and three touchdowns on 30-for-39 passing, but eighth-ranked James Madison defeated sixth-ranked William and Mary, 48-34, in the semifinals of the 2004 NCAA I-AA Football Championship in front of a Friday night sellout crowd at Zable Stadium.

After spotting the Dukes a 21-0 first-quarter lead, Campbell rushed for a score and threw a nine-yard TD pass to redshirt freshman Joe Nicholas and All-American Greg Kuehn kicked a pair of field goals, including a 42-yarder as time expired in the first half, to cut the deficit to 21-20 at the break.

W&M kept the momentum going to start the third, as Campbell hit senior All-American wide receiver Dominique Thompson on a seven-yard strike to give the Tribe its first lead, 26-21. The advantage was short-lived however, as JMU engineered a two-play scoring drive on its next series and took advantage of two costly Tribe turnovers to reel off 27-straight points en route to the victory.

Campbell completed the most prolific season by a W&M quarterback with his school-record 30th TD pass late in the fourth, a four-yard connection with senior John Pitts. Campbell set season marks for passing yards (3,988), total offense (4,305), completions (298) and touchdown passes.

Thompson extended his school-record for receiving yards in a season to 1,585 and established a new standard for receptions in a season (79) with eight catches for 96 yards against the Dukes.

Despite the loss, the 2004 campaign proved to be one of the most successful in W&M history, as the Tribe won 11 games and advanced to the national semifinals for the first time.

	1	2	3	4	Final
#8 James Madison	21	0	20	7	48
#6 William and Mary	0	20	6	8	34

Scoring Summary

Qtr	Team	Score	Time
1st	JMU	Hines 27 run (Rabil kick)	12:32
	JMU	Harris 19 pass from Rascati (Rabil kick)	6:08
	JMU	Kent 69 INT return (Rabil kick)	4:02
2nd	W&M	FG Kuehn 27	13:38
	W&M	Campbell 2 run (Kuehn kick)	6:20
	W&M	Nicholas 9 pass from Campbell (Kuehn kick)	2:14
	W&M	FG Kuehn 42	0:00
3rd	W&M	Thompson 7 pass from Campbell (pass failed)	11:37
	JMU	Boxley 34 pass from Rascati (pass failed)	11:00
	JMU	Iorio 4 run (Rabil kick)	4:24
	JMU	Bolton 13 pass from Rascati (Rabil kick)	2:45
4th	JMU	Banks 1 run (Rabil kick)	8:01
	W&M	Pitts 4 pass from Campbell (Campbell rush)	1:21

	W&M	JMU
First Downs	25	19
Rushes - Yards	32-138	52-207
Att-Cmp-Int	39-30-1	14-11-0
Pass Yards	315	143
Total Offense	453	350
Total Plays	71	66
Fumbles - Lost	2-1	1-0
3rd Down Conv.	8-12	8-15
Penalties - Yards	1-10	4-30
Sacks by - Yards	0-0	2-6
Time of Possession	26:31	33:29

Rushing

W&M: Smith 15-67, Brooks 7-35, Thompson 1-18, Campbell 9-18 (TD).

JMU: Fenner 22-117, Hines 11-57 (TD), Banks 8-30 (TD).

Passing

W&M: Campbell 39-30-1 315 (3 TD).
JMU: 14-11-0 143 (3 TD).

Receiving

W&M: Nicholas 8-119 (TD), Thompson 8-96 (TD), Smith 6-30, Trinkle 3-20, Pitts 3-16 (TD), Bratton 2-34.
JMU: Boxley 5-80 (TD), Tolley 2-21, Harris 1-19 (TD), Bolton 1-13 (TD), Ridley 1-6, Bransford 1-4.

Defense

W&M: Miller 14 (9 solo), Ndubueze 10, Shaw 9, Nickell 8, Riley 7, O'Neill 5, Wright 3 (TFL), O'Connor TFL.

Attendance: 12,259



Fans flooded Cary Field after the Tribe's thrilling double-overtime victory over reigning national champion Delaware in the NCAA quarterfinals. It was the College's school-record-tying seventh win at home and earned W&M its first-ever appearance in the national semifinals.




The NCAA Semifinal against state-rival JMU drew a more-than capacity crowd at Zable Stadium.



2004 WILLIAM AND MARY FOOTBALL STATISTICS

TEAM STATISTICS	W&M	OPP
SCORING	486	373
Points Per Game	34.7	26.6
FIRST DOWNS	297	280
Rushing	102	140
Passing	186	140
Penalty	9	17
RUSHING YARDAGE	1972	2270
Yards gained rushing	2200	2698
Yards lost rushing	228	428
Rushing Attempts	511	600
Average Per Rush	3.9	3.8
Average Per Game	140.9	162.1
TDs Rushing	28	23
PASSING YARDAGE	4072	2872
Att-Comp-Int	473-305-5	401-227-12
Average Per Pass	8.6	7.2
Average Per Catch	13.4	12.7
Average Per Game	290.9	205.1
TDs Passing	31	24
TOTAL OFFENSE	6044	5142
Total Plays	984	1001
Average Per Play	6.1	5.1
Average Per Game	431.7	367.3
KICK RETURNS: #-YARDS	62-1283	70-1460
PUNT RETURNS: #-YARDS	33-258	37-184
INT RETURNS: #-YARDS	12-198	5-96
KICK RETURN AVERAGE	20.7	20.9
PUNT RETURN AVERAGE	7.8	5.0
INT RETURN AVERAGE	16.5	19.2
FUMBLES-LOST	18-11	16-7
PENALTIES-YARDS	64-549	66-586
Average Per Game	39.2	41.9
PUNTS-YARDS	60-2245	66-2568
Average Per Punt	37.4	38.9
Net punt average	34.3	35.0
TIME OF POSSESSION/GAME	30:37	29:23
3RD-DOWN CONVERSIONS	160/210	91/219
3rd-Down Pct	50%	42%
4TH-DOWN CONVERSIONS	11/14	17/32
4th-Down Pct	79%	53%
SACKS BY-YARDS	30-228	20-112
MISC YARDS	46	3
TOUCHDOWNS SCORED	61	50
FIELD GOALS-ATTEMPTS	19-28	8-17
PAT-ATTEMPTS	57-58	45-47
HOME ATTENDANCE	66932	95857
Games/Avg Per Game	8/8366	6/15976



2004 Payton Award-winning quarterback Lang Campbell paced an offensive attack that averaged over 431.7 yards of total offense per game, which led the Atlantic 10 Football Conference and ranked 10th nationally. Individually, Campbell led the league in total offense per game (307.5), passing yards per game (284.9) and pass efficiency (158.7).



Second team all-conference corner Stephen Cason's interception on the first play of the fourth quarter against Delaware in the NCAA Quarterfinals started an unforgettable comeback, as the Tribe rallied from a 31-10 deficit to force overtime and eventually prevail, 44-38, in a second overtime session. The interception was one of 19 turnovers the Tribe defense forced in 2004.

2004 INDIVIDUAL STATISTICS

RUSHING	GP	Att	Gain	Loss	Net	Avg	TD	Long	Avg/G
Jon Smith	14	194	824	40	784	4.0	15	32	56.0
Elijah Brooks	14	159	689	28	661	4.2	5	56	47.2
Lang Campbell	14	101	434	117	317	3.1	8	24	22.6
Tony Viola	13	12	82	6	76	6.3	0	35	5.8
Domin. Thompson	14	7	72	16	56	8.0	0	27	4.0
Trevor McLaurin	3	16	50	2	48	3.0	0	13	16.0
Joe Nicholas	14	2	18	0	18	9.0	0	15	1.3
LeVince Parrott	14	5	15	0	15	3.0	0	7	1.1
Corey Davis	10	1	10	0	10	10.0	0	10	1.0
Matt Otey	13	2	6	0	6	3.0	0	5	0.5
Michael Potts	3	1	0	5	-5	-5.0	0	0	-1.7
TEAM	11	11	0	14	-14	-1.3	0	0	-1.3
Total	14	511	2200	228	1972	3.9	28	56	140.9
Opponents	14	600	2698	428	2270	3.8	23	49	162.1

PASSING	GP	Effic	Att-Cmp-Int	Pct	Yds	TD	Lng	Avg/G
Lang Campbell	14	158.68	455-298-5	65.5	3988	30	87	284.9
Michael Potts	3	102.09	17-7-0	41.2	84	1	32	28.0
Elijah Brooks	14	0.00	1-0-0	0.0	0	0	0	0.0
Total	14	156.31	473-305-5	64.5	4072	31	87	290.9
Opponents	14	130.54	401-227-12	56.6	2872	24	80	205.1

RECEIVING	GP	No.	Yds	Avg	TD	Long	Avg/G
Domin. Thompson	14	79	1585	20.1	13	87	113.2
Joe Nicholas	14	66	799	12.1	6	51	57.1
John Pitts	14	42	528	12.6	3	64	37.7
Jon Smith	14	28	174	6.2	0	20	12.4
Elijah Brooks	14	23	211	8.1	0	25	15.1
Adam Bratton	13	16	215	13.4	4	35	16.5
Matt Trinkle	10	16	171	10.7	2	34	17.1
Josh Lustig	2	9	163	18.1	1	46	81.5
Corey Davis	10	6	72	12.0	0	32	7.2
LeVince Parrott	14	6	45	7.5	0	13	3.2
John Taylor	12	4	46	11.5	1	20	3.8
Trevor McLaurin	3	3	18	6.0	0	12	6.0
Matt Otey	13	2	4	2.0	1	3	0.3
Jordan Troester	4	1	28	28.0	0	28	7.0
Nathan Holston	1	1	13	13.0	0	13	13.0
Total	14	305	4072	13.4	31	87	290.9
Opponents	14	227	2872	12.7	24	80	205.1

PUNT RETURNS	No.	Yds	Avg	TD	Long
Jonathan Shaw	31	243	7.8	0	33
Craig Patterson	1	16	16.0	0	0
Josh Lustig	1	-1	-1.0	0	0
Total	33	258	7.8	0	33
Opponents	37	184	5.0	0	21

KICK RETURNS	No.	Yds	Avg	TD	Long
D. Thompson	24	533	22.2	1	92
Stephen Cason	18	396	22.0	0	30
Elijah Brooks	8	166	20.8	0	37
Josh Lustig	6	135	22.5	0	32
John Taylor	1	0	0.0	0	0
T.J. O'Neill	1	12	12.0	0	12
William Turner	1	4	4.0	0	4
Jonathan Shaw	1	23	23.0	0	23
James Miller	1	11	11.0	0	11
Chris Kimber	1	3	3.0	0	3
Total	62	1283	20.7	1	92
Opponents	70	1460	20.9	2	95




Elijah Brooks was a dual-threat out of the backfield in 2004, rushing for 661 yards and five TDs, while also pulling in 23 receptions for 211 yards.



John Pitts was a key offensive component in 2004, as he brought down 42 balls for 528 yards and three TDs.



Jon Shaw ranked seventh in the A10 in punt return yards, averaging 7.8 yards per attempt in 2004.




Dominique Thompson was always there for the big play in 2004 and none were bigger than his 92-yard kick return vs. Hampton in the first round of the NCAA Playoffs (pictured above).

2004 INDIVIDUAL STATISTICS



SCORING	TD	FGs	PATs						Points
			Kick	Rush	Rcv	Pass	DXP	Saf	
Greg Kuehn	0	19-28	57-58	0-0	0	0-0	0	0	114
Jon Smith	15	0-0	0-0	0-0	0	0-0	0	0	90
Domin. Thompson	14	0-0	0-0	0-0	0	0-0	0	0	84
Lang Campbell	8	0-0	0-0	1-1	0	1-2	0	0	50
Joe Nicholas	6	0-0	0-0	0-0	1	0-0	0	0	38
Elijah Brooks	5	0-0	0-0	0-0	0	0-0	0	0	30
Adam Bratton	4	0-0	0-0	0-0	0	0-0	0	0	24
John Pitts	3	0-0	0-0	0-0	0	0-0	0	0	18
Matt Trinkle	2	0-0	0-0	0-0	0	0-0	0	0	12
Josh Lustig	1	0-0	0-0	0-0	0	0-0	0	0	6
Stephen Cason	1	0-0	0-0	0-0	0	0-0	0	0	6
John Taylor	1	0-0	0-0	0-0	0	0-0	0	0	6
Matt Otey	1	0-0	0-0	0-0	0	0-0	0	0	6
Team	0	0-0	0-0	0-0	0	0	0	1	2
Total	61	19-28	57-58	1-1	1	1-2	0	1	486
Opponents	50	8-17	45-47	0-0	2	2-3	0	0	373



Adam Bratton registered a career-high four TD receptions in 2004.

TOTAL OFFENSE	G	Plays	Rush	Pass	Total	Avg/G
Lang Campbell	14	556	317	3988	4305	307.5
Jon Smith	14	194	784	0	784	56.0
Elijah Brooks	14	160	661	0	661	47.2
Michael Potts	3	18	-5	84	79	26.3
Tony Viola	13	12	76	0	76	5.8
Domin. Thompson	14	7	56	0	56	4.0
Trevor McLaurin	3	16	48	0	48	16.0
Joe Nicholas	14	2	18	0	18	1.3
LeVince Parrot	14	5	15	0	15	1.1
Corey Davis	10	1	10	0	10	1.0
Matt Otey	13	2	6	0	6	0.5
TEAM	11	11	-14	0	-14	-1.3
Total	14	984	1972	4072	6044	431.7
Opponents	14	1001	2270	2872	5142	367.2



W&M's offensive line helped power the Tribe to a school-record 6,044 yards of total offense in 2004.

FIELD GOALS	FGM-FGA	Pct	20-29	30-39	40-49	50+	Lg
Greg Kuehn	19-28	67.9	11-12	4-8	4-7	0-1	46

PUNTING	No.	Yds	Avg	Long	TB	FC	I20	Blkd
Mike Mesi	57	2231	39.1	64	0	5	13	2
TEAM	3	14	4.7	12	0	0	0	1
Total	60	2245	37.4	64	0	5	13	3
Opponents	66	2568	38.9	62	6	13	11	1

ALL PURPOSE	G	Rush	Rec	PR	KOR	IR	Tot	Avg/G
Domin. Thompson	14	56	1585	0	533	0	2174	155.3
Elijah Brooks	14	661	211	0	166	0	1038	74.1
Jon Smith	14	784	174	0	0	0	958	68.4
Joe Nicholas	14	18	799	0	0	0	817	58.4
John Pitts	14	0	528	0	0	0	528	37.7
Stephen Cason	14	0	0	0	396	62	458	32.7
Lang Campbell	14	317	0	0	0	0	317	22.6
Josh Lustig	2	0	163	-1	135	0	297	148.5
Jonathan Shaw	14	0	0	243	23	0	266	19.0
Adam Bratton	13	0	215	0	0	0	215	16.5
Matt Trinkle	10	0	171	0	0	0	171	17.1
Corey Davis	10	10	72	0	0	0	82	8.2
James Miller	14	0	0	0	11	70	81	5.8
Tony Viola	13	76	0	0	0	0	76	5.8
Trevor McLaurin	3	48	18	0	0	0	66	22.0
LeVince Parrott	14	15	45	0	0	0	60	4.3
Wade Harrell	12	0	0	0	0	56	56	4.7
John Taylor	12	0	46	0	0	0	46	3.8
Jordan Troester	4	0	28	0	0	0	28	7.0
Craig Patterson	12	0	0	16	0	0	16	1.3
Nathan Holston	1	0	13	0	0	0	13	13.0
T.J. O'Neill	13	0	0	0	12	0	12	0.9
Matt Otey	13	6	4	0	0	0	10	0.8
Chris Ndubueze	14	0	0	0	0	10	10	0.7
William Turner	11	0	0	0	4	0	4	0.4
Chris Kimber	5	0	0	0	3	0	3	0.6
Michael Potts	3	-5	0	0	0	0	-5	-1.7
Team	11	-14	0	0	0	0	-14	-1.3
Total	14	1972	4072	258	1283	198	7783	555.9
Opponents	14	2270	2872	184	1460	96	6882	491.6



Joe Nicholas was nothing short of sensational in his first season, as he set the College's freshmen record for receptions (66), which went for 799 yards.

2004 DEFENSIVE STATISTICS

Defensive Leaders	GP	-----Tackles-----				-Sacks-	-----Passes Def-----			---Fumbles---		Blkd	
		Solo	Ast	Total	TFL/Yds	No-Yds	Int-Yds	PBU	QBH	Rcv-Yds	FF	Kick	Saf
Chris Ndubueze	14	69	48	117	2.0-16	1.0-16	1-10	2	-	-	-	-	-
James Miller	14	64	50	114	0.5-3	-	3-70	9	-	1-0	-	-	-
Ryan Nickell	14	50	37	87	10.5-37	1.0-8	2-0	2	-	-	-	1	-
Jonathan Shaw	14	45	29	74	3.5-13	1.0-7	2-0	6	-	-	1	-	-
Stephen Cason	14	57	17	74	7.5-41	2.5-21	1-62	7	1	1-5	1	-	-
Thad Wheeler	14	31	39	70	5.0-12	1.0-1	-	2	-	-	-	-	-
Josh Wright	14	31	25	56	8.5-36	2.0-17	-	-	6	-	1	-	-
Adam O'Connor	14	26	27	53	15.5-62	8.0-45	-	2	9	1-2	1	-	-
Richard Riley	13	33	17	50	3.0-5	1.0-1	-	3	-	-	-	1	-
Alan Wheeling	13	36	11	47	-	-	1-0	7	-	-	1	-	-
Travis McLaurin	7	20	20	40	3.0-5	-	-	-	-	3-39	-	-	-
Jonas Watson	14	21	17	38	9.5-69	6.5-63	-	-	4	1-0	-	-	-
Mike McCarthy	14	20	18	38	5.5-28	2.5-24	-	1	2	-	1	1	-
Justin Kelly	14	20	14	34	4.0-11	1.0-7	-	1	2	-	-	-	-
T.J. O'Neill	13	17	14	31	-	-	-	-	1	-	-	-	-
Larry Pendleton	13	11	15	26	1.5-10	1.0-9	-	-	-	-	1	-	-
Brian Williamson	13	9	16	25	1.0-1	0.5-0	-	-	1	-	-	-	-
David Page	14	8	10	18	1.0-9	1.0-9	-	-	1	-	1	-	-
William Turner	11	7	4	11	-	-	-	-	-	-	-	-	-
Wade Harrell	12	4	7	11	0.5-0	-	2-56	2	1	-	-	-	-
Leonard Muldrow	3	4	6	10	0.5-1	-	-	-	-	-	-	-	-
Craig Patterson	12	3	4	7	-	-	-	1	-	-	-	1	-
Tony Viola	13	5	2	7	-	-	-	-	-	-	-	-	-
LeVince Parrott	14	4	3	7	-	-	-	-	-	-	-	-	-
Zachary Stout	11	4	2	6	-	-	-	-	-	-	-	-	-
Dominique Thompson	14	3	3	6	-	-	-	-	-	-	-	-	-
Matt Trinkle	10	2	3	5	-	-	-	-	-	-	-	-	-
Chris Kimber	5	2	2	4	-	-	-	-	-	-	-	-	-
Cedric Slye	4	3	-	3	-	-	-	1	-	-	-	-	-
Jerome Griffin	6	1	2	3	-	-	-	-	-	-	-	-	-
Adam Bratton	13	-	3	3	-	-	-	-	-	-	-	-	-
Brandon Burrow	3	2	-	2	-	-	-	-	-	-	-	-	-
Matt Otey	13	1	1	2	-	-	-	-	-	-	-	-	-
Ryan Jones	2	1	1	2	-	-	-	-	-	-	-	-	-
Greg Kuehn	14	1	-	1	-	-	-	-	-	-	-	-	-
Danny Mazur	1	1	-	1	-	-	-	-	-	-	-	-	-
Cody Morris	14	1	-	1	-	-	-	-	-	-	-	-	-
Mike Mesi	14	1	-	1	-	-	-	-	-	-	-	-	-
Corey Patterson	7	-	1	1	-	-	-	-	-	-	-	-	-
Jordan Troester	4	-	1	1	-	-	-	-	-	-	-	-	-
John Pitts	14	-	1	1	-	-	-	-	-	-	-	-	-
TM - TEAM	14	-	-	-	-	-	-	-	-	-	-	1	1
TOTALS	14	618	471	1089	83-360	30-228	12-198	46	26	7-46	8	5	1
Opponents	14	615	472	1087	70-216	20-112	5-96	50	23	11-3	12	4	-

INTERCEPTIONS

	No.	Yds	Avg.	TD	Long
James Miller	3	70	23.3	0	70
Jonathan Shaw	2	0	0.0	0	0
Ryan Nickell	2	0	0.0	0	0
Wade Harrell	2	56	28.0	0	37
Alan Wheeling	1	0	0.0	0	0
Stephen Cason	1	62	62.0	1	62
Chris Ndubueze	1	10	10.0	0	10
Total	12	198	16.5	1	70
Opponents	5	96	19.2	1	69

SACKS

	No.	Yds
Adam O'Connor	8.0	45
Jonas Watson	6.5	63
Stephen Cason	2.5	21
Mike McCarthy	2.5	24
Josh Wright	2.0	17
Eight with	1.0	
Total	30	228
Opponents	20	112

FUMBLE RETURNS

	No.	Yds	Avg.	TD	Long
Travis McLaurin	2	39	19.5	0	33
Adam O'Connor	1	2	2.0	0	2
Stephen Cason	1	5	5.0	0	5
Total	4	46	11.5	0	33
Opponents	1	3	3.0	0	3