

# 2005

# WILLIAM & MARY FOOTBALL

## Tribe 2004 ATLANTIC 10 CHAMPIONS NCAA SEMIFINALIST



### GAME DAY INFORMATION

#17 WILLIAM AND MARY "TRIBE" (2-2, 0-1 A10) vs.  
#1 NEW HAMPSHIRE "WILDCATS" (4-0, 2-0 A10)

**Kickoff:** 1 p.m., Saturday, Oct. 8, 2005

**Site:** Cary Field at Zable Stadium (12,174, Natural Grass)

**TV:** None

**Radio:** 12:30 p.m. - The Tribe Football Radio Network will broadcast today's game across the Commonwealth of Virginia. The veteran broadcast duo of Jay Colley (play-by-play) and Bob Sheeran (color) will call the action. For a complete listing of the Tribe Football Radio Network, see page six.

**All-Time Series:** W&M leads 8-2.

**Last Meeting:** The Tribe won, 9-7, on Sept. 18, 2004, in Durham, N.H.

### FIRST AND 10

The 17th-ranked Tribe hosts top-ranked New Hampshire this Saturday in an Atlantic 10 showdown at Zable Stadium. The Wildcats' visit will be W&M's first game against a No. 1 team since 1997, when top-ranked Villanova escaped Williamsburg with a 20-13 victory. The Tribe is coming off its bye week after downing Liberty, 56-0, on Sept. 24. It was W&M's first shutout victory since blanking VMI, 34-0, in 2001. Under Laycock, the College is 13-3 in the last 16 seasons following a bye week, including 8-2 at Zable Stadium. W&M is 8-2 all-time against UNH, 5-1 against the Wildcats at Zable with the only loss coming in 1998 (31-19). Last season, the Tribe edged then 10th-ranked UNH, 9-7, in Durham, after the Wildcats had rung up road victories over defending national champion and top-ranked Delaware and Division I-A Rutgers. UNH brings a pair of Payton Award hopefuls into Saturday's contest in sophomore quarterback Ricky Santos (107-145, 1396 yds, 12 TD, 5 INT) and junior wide receiver David Ball (25 rec., 481 yds, 7 TD). The duo steers the league's top offense (531.5 yds/g) and top passing offense (350.2 yds/g).

### #17 William and Mary

### #1 New Hampshire

Date	Opponent	Score/Time	Date	Opponent	Score/Time
Sept. 1	at Marshall	L, 24-36	Sept. 3	at UC Davis	W, 17-13
Sept. 10	at VMI	W, 41-7	Sept. 17	*at Towson	W, 62-21
Sept. 17	*at Rhode Island	L, 29-48	Sept. 24	DARTMOUTH	W, 49-20
Sept. 24	LIBERTY	W, 56-0	Oct. 1	*VILLANOVA	W, 45-17
<b>Oct. 8</b>	<b>*#1 NEW HAMPSHIRE</b>	<b>1:00 PM</b>	<b>Oct. 8</b>	<b>*at William and Mary</b>	<b>1:00 PM</b>
Oct. 15	*at Northeastern	2:00 PM	Oct. 15	*RHODE ISLAND	12:00 PM
Oct. 22	*TOWSON	1:00 PM	Oct. 22	*NORTHEASTERN	12:00 PM
Oct. 29	*at Villanova	6:00 PM	Oct. 29	*at Massachusetts	12:00 PM
Nov. 5	*JAMES MADISON	7:00 PM	Nov. 5	*at Hofstra	1:00 PM
Nov. 12	*DELAWARE	1:00 PM	Nov. 12	IONA	12:00 PM
Nov. 19	*at Richmond	1:00 PM	Nov. 19	*MAINE	12:00 PM
*A10 conference game			*A10 Conference Game		

### HEAD COACHES

Jimmye Laycock (W&M, 1970)

W&M Record 172-115-2 (26th year)

Career Record 172-115-2 (26th year)

vs. UNH 8-2

Sean McDonnell (UNH, 1978)

UNH Record 37-36 (Seventh year)

Career Record 37-36 (Seventh year)

vs. W&M 0-4

### MEDIA CONTACTS

#### W&M SPORTS INFORMATION

**SID** - Pete Clawson

**Phone** - (757) 221-3369

**Email** - pmclaw@wm.edu

**Fax** - (757) 221-3412

**Web** - www.TribeAthletics.com

#### UNH SPORTS INFORMATION

**SID** - Scott Stapin

**Phone** - (603) 862-3906

**Email** - smstapin@hopper.unh.edu

**Fax** - (603) 862-3839

**Web** - www.unhwildcats.com

### IN THE SPOTLIGHT

THIS WEEK'S FEATURED ATHLETE:

#97

**ADAM O'CONNOR**  
SENIOR, DEFENSIVE END

Senior All-American Adam O'Connor is not only an outstanding football player, but an aspiring playwright. To read more about O'Connor, see the question and answer feature on page 10.

### TABLE OF CONTENTS

W&M Quick Facts.....	2
Depth Charts.....	2
How They Stack Up.....	2
Tale of the Tape.....	2
Statistical Leaders.....	2
Head Coach Jimmye Laycock.....	3
Atlantic 10 Information.....	4
Team Notes.....	4
The Last Meeting.....	5
More Atlantic 10 Information.....	5
W&M Media Information.....	6
National Rankings.....	8
In the Spotlight: Adam O'Connor.....	10
The Tribe in 2005.....	10
W&M Alphabetical Roster.....	11
W&M Numerical Roster.....	13
2005 Game-by-game Starters.....	13
The Last Time It Happened.....	14
W&M Single-Game Highs.....	15
Opponent Single-Game Highs.....	16
W&M Single-Game Records.....	17
All-time Offensive Performances.....	18
W&M Scoring Drives Chart.....	19
W&M in the Red-Zone.....	20
Tribe Honor Roll.....	20
2005 Game-by-Game Results.....	21
Quarterback Club Players of the Week.....	23
2005 Statistics.....	24





# #17 WILLIAM & MARY #1 NEW HAMPSHIRE



## DEPTH CHARTS

### OFFENSE

WR	33	Josh Lustig	SR	5-9	175
		2 Elliott Mack	RF	6-0	188
LT	67	Brent Cochran	SO	6-5	300
		70 Jonathan Shafran	RF	6-3	280
LG	75	Michael Grenz	SR	6-3	285
		56 C.J. Muse	FR	6-4	310
C	59	Patrick Mulloy	SR	6-4	315
		51 Tim Kelley	SO	6-2	290
RG	68	Cody Morris	JR	6-4	285
		53 Luke Hiteshew	RF	6-1	287
RT	71	Brad Stewart	SO	6-3	300
		79 Michael Grant	RF	6-5	305
TE	40	Adam Bratton	SR	6-4	250
or	85	Matt Trinkle	JR	6-5	260
WR	27	Joe Nicholas	SO	6-3	211
		3 Joe Marianacci	RF	6-1	186
QB	10	Mike Potts	SO	6-4	224
		18 Jake Phillips	RF	6-3	208
TB	9	Elijah Brooks	JR	5-9	210
		28 DeBrian Holmes	RF	5-9	180
FB	46	Matt Otey	SO	5-11	230
		45 Graham Falbo	SO	6-0	250

### DEFENSE

DE	97	Adam O'Connor	SR	6-8	275
		95 Jerome Griffin	SR	6-1	240
DT	77	Brian Williamson	JR	6-3	281
		74 Brandon Pugh	SO	6-2	261
DT	58	Larry Pendleton	SR	6-3	285
		57 Brian Neely	JR	6-4	298
DE	94	Josh Wright	JR	6-3	246
		93 Jonas Watson	SR	6-2	228
ILB	39	T.J. O'Neill	SO	6-1	238
		23 Trevor McLaurin	JR	5-11	230
OLB	44	Josh Rutter	RF	6-3	228
		69 William Turner	SO	6-1	240
OLB	55	Ryan Nickell	JR	6-2	210
		50 Todd Reyher	RF	6-0	214
CB	22	Stephen Cason	SR	6-0	210
		37 Derek Cox	RF	6-1	180
SS	35	Jonathan Shaw	SR	6-0	198
		29 Zach Stout	JR	6-0	190
FS	21	James Miller	SR	6-1	200
		36 Kevin Allen	RF	6-2	195
CB	8	Alan Wheeling	JR	5-9	180
or	24	Richard Riley	JR	6-2	185

### SPECIAL TEAMS

PK	25	Greg Kuehn	SR	6-3	215
HO	14	Christian Taylor	JR	6-5	205
P	91	Blair Pritchard	JR	5-11	230
LS	94	Josh Wright	JR	6-3	246
SS	75	Michael Grenz	SR	6-3	285
KR	33	Josh Lustig	SR	5-9	175
		22 Stephen Cason	SR	6-0	210
		21 James Miller	SR	6-1	200
PR	33	Josh Lustig	SR	5-9	175

### OFFENSE

FL	86	Aaron Brown	JR	6-3	205
		19 Keith LeVan	SO	5-11	185
LT	74	Will Yarborough	JR	6-4	275
		73 Glen Waldron	RF	6-5	280
LG	68	Tucker Peterson	JR	6-2	300
		78 Chris McClurg	RF	6-3	280
C	61	Adam Triscila	SR	6-2	310
		64 Nick Couturier	SO	6-2	285
RG	66	Tim Carignan	SR	6-4	300
		72 Tim Schwab	JR	6-1	280
RT	75	David Sunberg	SR	6-4	300
		70 Brandon Graham	SO	6-4	280
TE	84	Jonathan Williams	SR	6-3	235
		87 Sean Lynch	JR	6-2	240
QB	2	Ricky Santos	SO	6-2	215
		5 Hank Hendricks	FR	6-2	200
RB	32	Chris Ward	SO	6-1	215
		38 Robert Simpson	SO	6-1	200
RB	34	John McCoy	SR	5-11	220
		1 Matt O'Brien	FR	5-7	185
SE	3	David Ball	JR	6-3	185
		83 Matt Henry	JR	6-1	212

### DEFENSE

CB	8	Corey Graham	JR	5-11	190
		37 Will Morey	JR	5-9	175
SS	33	Baron Flenory	SR	6-0	190
		23 Chris Callison	JR	5-11	185
DE	27	Keith Sawyer	SR	6-4	225
		49 Brent Barbato	SR	6-1	230
DT	91	Derek Stank	SR	6-5	260
		55 Brendan St. Peter	JR	6-3	260
LB	46	Matt Parent	RF	6-1	245
		44 Nate Jones	RF	6-1	200
LB	52	E.J. DeWitt	SR	5-10	215
		35 Justin Wright	SO	5-10	210
DT	62	Dan Wagner	JR	6-3	270
		41 Marvin Wright	SO	6-1	250
DE	93	Cory Dix	JR	6-4	235
		50 Matt Perdoni	SO	6-0	220
OLB	14	Mark Rutberg	SR	6-1	200
		11 Tony Tolene	JR	6-1	210
FS	31	Jeff Pammer	SO	6-0	210
		45 Terrell Lewis	JR	6-2	210
CB	24	Etienne Boulay	SR	5-9	180
		7 John Clements	FR	5-11	170

### SPECIAL TEAMS

PK	99	Connor McCormick	SR	5-10	170
H	82	Matt Henry	JR	6-1	212
P	2	Ricky Santos	SO	6-2	215
LS	87	Sean Lynch	JR	6-2	240
KR	9	Corey Graham	JR	6-0	190
		24 Etienne Boulay	SR	5-9	180
PR	83	Michael Boyle	RF	5-8	175
		37 Will Morey	JR	5-9	170

## TRIBE QUICK FACTS

### COLLEGE INFORMATION

Location: ..... Williamsburg, Va.  
 Founded: ..... 1693  
 Enrollment: ..... 5,700  
 Nickname: ..... Tribe  
 Colors: ..... Green, Gold and Silver  
 President: ..... Gene R. Nichol (OK State, 1973)  
 Athletics Director: ..... Terry Driscoll (BC, 1969)  
 College Website: ..... www.wm.edu

### FOOTBALL INFORMATION

First Season: ..... 1893  
 All-Time Record: ..... 497-486-41  
 Stadium: ..... Zable Stadium  
 Capacity: ..... 12,174  
 Surface: ..... Natural grass  
 All-Time Record at Zable: ..... 186-102-6  
 Bowl/Playoff Appearances: .. 12 (7 in D I-AA)  
 Bowl/Playoff Record: ..... 7-7 (6-7 in D I-AA)  
 Conference: ..... Atlantic 10 (Southern)  
 Head Coach: ..... Jimmye Laycock (See page 5)  
 Alma Mater: ..... W&M, 1970  
 Offensive Formation: ..... Pro-style  
 Defensive Formation: ..... Multiple 4-3  
 Lettermen Ret./Lost: ..... 30/11  
 Off. Starters Ret./Lost: ..... 8/3  
 Def. Starters Ret./Lost: ..... 8/2  
 Spec. Starters Ret./Lost: ..... 1/0  
**Captains: Josh Lustig, Travis McLaurin, Pat Mulloy, Adam O'Connor**

### 2004 IN REVIEW

Overall Record: ..... 11-3  
 A10 Record: ..... 7-1  
 A10 Finish: ..... Tie-First, Southern Division  
 Home: ..... 7-1  
 Away: ..... 4-2  
 Postseason: ..... NCAA Semifinals  
 Final Ranking: ..... No. 3

## TEAM LEADERS

### #17 WILLIAM AND MARY

Rushing - Brooks (86 att., 455 yds, 5.3 avg., 5 TD)  
 Passing - Potts (85-56-1, 601 yds, 5 TD)  
 Receiving - Nicholas (19 rec., 293 yds, 15.4 avg., TD)  
 Punt Ret. - Lustig (6 for 61 yards, 10.2 avg.)  
 Kick Ret. - Cason (6 for 125 yds, 20.8 avg.)  
 Kicking - Kuehn (6-7 FG, long 51; 18-19 PAT)  
 Punting - Pritchard (39.1 avg., 47 long, 3 In-20)  
 Tackles - Rutter (41 total, 16 solo)  
 Sacks - Watson (4.0 for 27 yards)  
 TFL - Watson (4.0 for 27 yards)  
 INT - Cason, Shaw (2)  
 Pass Brks - Cason (2)

### #1 NEW HAMPSHIRE

Rushing - McCoy (42 att., 231 yds, 5.5 avg., 2 TD)  
 Passing - Santos (145-107-5, 1396 yds, 12 TD)  
 Receiving - Ball (25 rec., 481 yds, 19.2 avg.)  
 Punt Ret. - Boyle (7 for 101 yds, 14.4 avg.)  
 Kick Ret. - Graham (8 for 203 yds, 25.4 avg.)  
 Kicking - McCormick (4-7 FG, 36 long; 23-23 PAT)  
 Punting - Henry (38.8 avg., 51 long, 5 In-20)  
 Tackles - Pammer (45 total, 27 solo)  
 Sacks - Barbato (3.0)  
 TFL - Barbato (5.0 for 11)  
 INT - Flenory (3)  
 Pass Brks - Boulay, Graham, Flenory (4)

## HOW THEY STACK UP

CATEGORY	W&M (A10)	UNH (A10)
Scoring Offense	37.5 (4)	✓ 43.2 (2)
Rushing Offense	216.5 (3)	✓ 181.2 (5)
Passing Offense	250.2 (6)	✓ 350.2 (1)
Had Intercepted	2 (2)	✓ 6 (9)
Total Offense	466.8 (4)	✓ 531.5 (1)
Turnover Margin	0.50 (t4)	✓ 1.00 (2)
3rd Down Efficiency	50.9 (3)	✓ 41.5 (9)
Scoring Defense	30.3 (11)	✓ 17.8 (4)
Rushing Defense	142.0 (7)	✓ 101.2 (4)
Passing Defense	212.8 (6)	✓ 314.5 (12)
Total Defense	354.8 (5)	✓ 415.8 (10)

## TALE OF THE TAPE

### TRIBE vs. WILDCATS

Pos.	W&M	UNH	Pos.
WR & TE	6-2/224	5-11/193	DB
OF Backs	6-1/218	6-0/220	LB
OL & TE	6-4/282	6-4/248	DL
DL	6-4/272	6-3/287	OL/TE
LB	6-2/218	6-1/217	OF Backs
DB	6-0/195	6-3/208	WR/TE

\* Averages reflect those of starters only.

TRIBE HEAD COACH

# JIMMYE LAYCOCK



**Comments from Monday's Atlantic 10 football coaches conference call.**

**What did the program look to accomplish during the bye week?**

*A few guys needed to get their legs back so we rested some. We needed to improve some depth in some*

*areas so we gave some of the younger, or less experienced, players a lot more repetitions than maybe some of our starters saw. We also had to look at some areas, offensively and defensively, that had slipped or we had put off for a while. We gave everyone a couple of days off and it was a chance for both the student-athletes and coaches to get a break.*

**Without giving any big secrets away, what needed to be tweaked?**

*There are always things you can do better. You get to this point, where you maybe have a better feel for your team. You learn what your players can do, or maybe cannot do, and try and find ways to take advantage of the strengths.*

**What is your feel for this team four games into the season?**

*I think we work hard and we come to ready to play hard every Saturday. That last ball game [a 56-0 win over Liberty] we came together and we played really well. But it's a fine line, if we get off a little bit, or we're not quite hitting right, we have shown that we can also play poorly. So we've got to work hard to be at optimum at all times.*

**Is there a bright spot? If so, what would it be?**

*They're a lot of bright spots. They're a lot of good things. I think our quarterback play is getting better every week. I think our running game is very good. Defensively, we've seen signs of playing very well. We're taking games a little better than what we anticipated. Yes, there are good things.*

**Evaluate New Hampshire's offense and what they do?**

*I'm amazed at New Hampshire offensively; they must have a slower clock up there because they get a whole lot more things practiced and done than I ever do. I don't know how they get to practice all the things they do, run all the things they do and execute all the things they do. I think they do a tremendous job offensively. They take diversified to a whole other level. I think [quarterback Ricky] Santos is a heck of a player. He's really a fine quarterback. They've got good skilled players; the receivers are great with [David] Ball. I think it revolves around all the different things they do. They get good match-ups, get different looks and they do a good job when their offense changes from week to week.*

**You guys held them down a lot during the rain [in Durham] last year. Can you take a lot from that game?**

*It's a whole different set of circumstances. We're a new*

*team, they're a new team. I think it would be difficult to take a whole lot out of that ball game because of the conditions. I don't think either team was well-suited for those type of conditions. We made the best of it and our kicker [All-American Greg Kuehn] was a little better and that's how we won it [Kuehn accounted for all the Tribe's points on hitting on all three field goal attempts in a 9-7 win]. That game was very different with the field conditions and I think we will see a different team.*

**You talked about New Hampshire QB Ricky Santos and WR David Ball a little bit. Talk about the things you've seen on film that you think they do well.**

*I think it is a lot of things. It goes back to the diversification they have on offense. They have so many different ways to attack you and have so many different looks it makes preparing for them difficult. Santos can make all the throws; whether he's standing or on the move, he has a great ability to keep a play alive. He's got a great vision down the field. That's something you're always looking for in a quarterback, the ability to look down field and not get locked in on the rush. Ideally, you want them to see the whole field and not get locked in on one receiver and I think he does a great job of keeping his options open. Ball is a great receiver that makes all the catches. He can beat you deep and on the short stuff. He is going to catch everything near him.*

**People always talk about New Hampshire's offense, but this past weekend against Villanova when it got down to crunch time they made a lot of big stops.**

*I think that [New Hampshire Head Coach] Sean McDonnell and his staff do a great job with the program. Sometimes when you have such a powerful offense you're not as physical of defense. But they have maintained the physical aspect of their defense. They hit extremely hard and they are extremely physical on that side of the ball.*

**Many may consider you, Mr. Quarterback, when it comes to developing young quarterbacks. What has made Ricky Santos?**

*I think he's better because he's a very good talent and they've done a very good job working with him. They done an excellent job of teaching him the offensive and how to play quarterback. Kip Kelly, the offensive coordinator at New Hampshire, does a great job working with him. He's a talent obviously. He just shows up and I think he has worked at being a quarterback and it shows he has a lot of skill, and does a lot of the little things that you like to see. As I mentioned before, his ability to keep his eyes down the field and react to what the defense is doing and make all the throws, he can make them all.*

**You mentioned the word diversity a few times, how do you prepare for this diverse offense?**

*One of the things we have wanted to do since opening day is to take care of ourselves. You have got to be sound on what you're doing and you have got to be sound on the fundamental things. You cannot try and stop one particular play or person because there are so many things they can do. Basically, you have got to be sound and solid in what you do.*

## THE JIMMYE LAYCOCK ERA

(1980-present)

172-115-2 (Career Record)

Year	Record	Postseason
1980	2-9	
1981	5-6	
1982	3-8	
<b>1983</b>	<b>6-5</b>	
<b>1984</b>	<b>6-5</b>	
<b>1985</b>	<b>7-4</b>	
<b>1986</b>	<b>9-3</b>	<b>NCAA Playoffs</b>
1987	5-6	
<b>1988</b>	<b>6-4-1</b>	<b>Epson Ivy Bowl</b>
<b>1989</b>	<b>8-3-1</b>	<b>NCAA Playoffs</b>
<b>1990</b>	<b>10-3</b>	<b>NCAA Playoffs</b>
1991	5-6	
<b>1992</b>	<b>9-2</b>	<b>Epson Ivy Bowl</b>
<b>1993</b>	<b>9-3</b>	<b>NCAA Playoffs</b>
<b>1994</b>	<b>8-3</b>	
<b>1995</b>	<b>7-4</b>	
<b>1996</b>	<b>10-3</b>	<b>NCAA Playoffs</b>
<b>1997</b>	<b>7-4</b>	
<b>1998</b>	<b>7-4</b>	
<b>1999</b>	<b>6-5</b>	
2000	5-6	
<b>2001</b>	<b>8-4</b>	<b>NCAA Playoffs</b>
<b>2002</b>	<b>6-5</b>	
2003	5-5	
<b>2004</b>	<b>11-3</b>	<b>NCAA Playoffs</b>
2005	2-2	

Winning Seasons in Bold

### LAYCOCK IN I-AA PLAYOFFS

1986	Delaware, 17-51 (L)
1989	Furman, 10-24 (L)
1990	Massachusetts, 38-0 (W) Central Florida, 38-52 (L)
1993	McNeese State, 28-34 (L)
1996	Jackson State, 45-6 (W) Northern Iowa, 35-38 (L)
2001	Appalachian State, 27-40 (L)
2004	Hampton, 42-35 (W) Delaware, 44-38 2 OT (W) James Madison, 34-48 (L)

### LAYCOCK VS. THE ATLANTIC 10

Team	W	L	T
Delaware	11	14	0
Hofstra	2	1	0
James Madison	12	13	0
Maine	5	1	0
Massachusetts	4	5	0
<b>New Hampshire</b>	<b>8</b>	<b>2</b>	<b>0</b>
Northeastern	9	2	0
Rhode Island	9	2	0
Richmond	19	6	0
Towson	2	0	0
Villanova	9	5	1





### 2005 ATLANTIC 10 FINAL STANDINGS

SOUTH	A-10	Overall
James Madison	1-0	3-1
Villanova	1-1	2-2
Richmond	1-1	1-3
Towson	1-2	3-2
Delaware	0-1	3-1
<b>William and Mary</b>	<b>0-1</b>	<b>2-2</b>

NORTH	A-10	Overall
New Hampshire	2-0	4-0
Massachusetts	2-0	3-1
Rhode Island	1-1	3-2
Northeastern	1-1	1-3
Hofstra	0-1	2-2
Maine	0-1	2-2

### AROUND THE ATLANTIC 10 THIS WEEK

Saturday, Oct. 8

*New Hampshire at William and Mary	1 PM
*Hofstra at Delaware	12 PM
*Towson at Rhode Island	12 PM
*Villanova at Richmond	1 PM
*Northeastern at Massachusetts	1 PM
*Maine at James Madison	1:30 PM

\*Atlantic 10 Conference Game

### W&M'S ATLANTIC 10 RANKING

Total Offense	4th	466.8
Passing Offense	6th	250.2
Rushing Offense	3rd	216.5
Scoring Offense	4th	37.5
Pass Efficiency	3rd	156.1
Third-down Conversion	3rd	50.9 (27-53)
Fourth-down Conversion	1st	75.0 (3-4)
Red Zone Offense	2nd	.900 (18-20)
Sacks Against	7th	7
Total Defense	5th	354.8
Passing Defense	6th	212.8
Rushing Defense	7th	142.0
Scoring Defense	6th	22.8
Pass Defense Efficiency	8th	122.6
Sacks	T-8th	8
Turnover Margin	T-4th	0.50
Net Punting	8th	31.4
Kickoff Returns	8th	20.3
Punt Returns	5th	10.2
Kickoff Coverage	8th	20.6
Penalties	1st	29.5
Field Goals	3rd	.857
PAT Kicking	6th	.947
Time of Possession	2nd	32:51

### W&M INDIVIDUALS IN THE A-10 TOP 10

Rushing	Brooks	3rd	113.8
Total Offense	Potts	9th	193.0
Passing	Potts	8th	200.3
Pass Efficiency	Potts	T-6th	142.3
Receptions/Game	Nicholas	6th	6.33
Receiving Yards/Game	Nicholas	5th	97.7
Punting	Pritchard	5th	39.1
Scoring	Brooks	T-2nd	10.5
	Kuehn	T-5th	9.0
Scoring (Kick)	Kuehn	T-1st	9.0
Scoring (TDs)	Brooks	T-2nd	10.5
All Purpose	Brooks	2nd	141.0
Punt Return AVG	Lustig	5th	10.2
FG AVG	Kuehn	T-2nd	1.50
PAT Pct.	Kuehn	T-6th	94.7
Interceptions	Cason	T-3rd	2
	Shaw	T-3rd	2
	Allen	T-3rd	2
Tackles/Game	Rutter	4th	10.2
Sacks	Watson	3rd	4.0
Fumbles Forced	Watson	T-4th	1
Fumbles Recovered	Nickell	T-3rd	1
Passes Defended	Cason	T-10th	4

## WILLIAM AND MARY GAME NOTES

Game 5 - vs. #1 New Hampshire - Oct. 8, 2005

### TEAM NOTES

**For Starters:** The crowd of 11,741 was the largest crowd for a William and Mary home opener since 13,871 was announced in the 1995 season opener (vs. James Madison). In terms of capacity, the '05 crowd was much closer, as the capacity of Zable Stadium has shrunk significantly since the 1995 season (it was 15,000 and now is 12,174). When doing the division, The fans filled to .964 capacity Saturday vs. Liberty, while the crowd in '95 was only sitting in .925 of the seats.

Other than '95, the only crowd into five figures over the span of 11 games was the 1997 opener vs. Hampton (10,667).

The following is the year-by-year announced home opener attendance:

2005: 11,741 (vs. Liberty)
2004: 8,101 (vs. VMI)
2003: 4,868 (vs. UMass)
2002: 9,963 (vs. VMI)
2001: 9,525 (vs. UNH)
2000: 8,252 (vs. VMI)
1999: 6,390 (vs. Furman)
1998: 9,598 (vs. VMI)
1997: 10,667 (vs. Hampton)
1996: 9,614 (vs. VMI)
1995: 13,871 (vs. James Madison)

**Bye Week:** William and Mary Head Coach Jimmie Laycock has been a particularly difficult draw for opponents when his teams have had an extra week of preparation. Over the last 16 seasons, his teams are a sparkling 13-3 coming off a bye-week. This number improves even a little more when these games are played in Zable Stadium, where his record is 8-2 after the extra-week of practice.

**Did You Know?:** New Hampshire has been the Tribe's next opponent after an open week for the past two seasons. Both games have resulted in wins for the College. The 2004 contest saw the Tribe scratch out a 9-7 win in the mud at Durham, while in 2003, the Tribe played one of its most complete games of that campaign in downing the Wildcats, 38-28.

**Laycock Honored:** The College of William and Mary's Alumni Association presented Jimmie Laycock with the 2004-2005 Coach of the Year Award at the Association's Fall Awards Banquet held recently on the Williamsburg campus.

Laycock, a 1970 graduate of the College, had what could be considered his finest of his 25 years at the helm of the program in 2004. The team compiled an overall record of 11-3, advanced to the semi-finals of the NCAA I-AA playoffs and finished with a No. 3

national ranking. Quarterback Lang Campbell was honored with the Payton Award, as the nation's top offensive player, while three other players were named to All-American teams. The team maintained great balance in the classroom as well, with a 100 percent graduation rate among players receiving athletic aid in the form of grants or scholarships.

The Alumni Coach of the Year Award was established in 1996 to recognize outstanding coaches who serve as unique motivators and teachers of athletics. Since 2000, Carol Achenbach Wright (Class of 1949) and her husband, the late Melvin R. Wright (Class of 1947) have generously provided support through donations and the establishment of a trust that will ensure the perpetuation of the award, which carries a \$500 honorarium for each recipient.

**Honored Guest:** The University of New Hampshire comes into Zable Stadium with the No. 1 national ranking, looking to gain its first win in Williamsburg since raining on the Tribe's Homecoming Parade in October of 1998 (a 31-19 win powered by eventual Payton Award Winning tailback Jerry Azumah, currently of the Chicago Bears, who ran for 235 yards on 33 carries that afternoon). This Saturday, the Wildcats bring a pair of Payton hopefuls to the field in quarterback Ricky Santos and wide receiver David Ball. Santos is the league's leading passer (averaging better than 350 yds/gm), while Ball is tops in receiving yds/gm (117.1). Revenge may be on the minds of the group from Durham, as the Tribe snatched a hard-fought, 9-7, victory on a rain-soaked field at New Hampshire last year, holding Santos to just 103-passing yards and the usually explosive Ball to just one catch for nine yards.

**The Last Time:** The last No. 1 to venture into Zable was the 1997 edition of the Villanova Wildcats. Villanova sat at the top of the I-AA world when it paid a visit as the Homecoming opponent that season and sent the Tribe alumni home empty handed as it laid a tough 20-13 loss on the College. Coincidentally, that Villanova team featured a Payton Award winning tandem of receiver Brian Finneran (the 1997 recipient and current member of the NFL's Falcons) and 2001 Payton Award winner, running back Brian Westbrook (currently with the Philadelphia Eagles).

**We Know You're Wondering:** What was the highest ranked team the Tribe has ever defeated? It would be a No. 2 ranked Hampton University team. The College traveled to Hampton and defeated the then-second Pirates, 41-34, in 1998. That game featured 999 combined yards of total offense and four

fourth quarter lead changes.

**Long Time Coming:** The current No. 1 ranking is a first for the Wildcat's long and storied football program. While traditionally top 25 fodder, the Tribe has never reached the top spot in the national polls. Its highest ranking was the No. 2 position it held after the third game of the 1997 season (on the September 15th, 1997 Sports Network poll).

The Tribe held this position just one week, when none other than the University of New Hampshire handed the College a heart-wrenching, 24-22, setback in Durham. This game was an especially difficult loss for William and Mary, as the team had rallied behind then-redshirt freshman quarterback Daron Pope, who was making his first start in place of injured All-American Mike Cook, to move over 60 yards in the closing minutes. With the team positioned inside the Wildcat five-yard line and just under :30 seconds to play, the College handed the ball to two-time all-conference senior tailback Alvin Porch to either score, or at least position the ball in the middle of the field for a chip shot field goal (as eventual first team all-league placekicker Brian Shallcross was at the ready).

But, it was not to be the Tribe's day, as UNH managed to rip the ball clear of the usually sure-handed Porch to force a decisive turnover that protected the slim lead and sparked celebration on the home sidelines and stands of Cowell Stadium.

**In Case You're Counting:** The Tribe has won eight-straight regular season home games dating back to last season. The last team to defeat the College on its home turf during the regular season was James Madison in 2003 (24-17).

**Stat of the Week:** While the Tribe has received solid and steady punt returns from sure-handed and hard-running senior team captain Josh Lustig, the Erie, Pa. native just hasn't had too many return opportunities through the first four games. Lustig has a total of just six returns for 61 yards (10.2 yds/ret.). In contrast (and not coincidentally), the Tribe has recorded more returns (eight) and yards (115) on interceptions through the first quarter of the season.

**History Lesson:** William and Mary's last loss at Rhode Island, a 34-31 setback in 2001, spurred a five-game conference-winning streak that culminated with a thrilling 47-44 win against Villanova. The streak powered the College to a share of the conference crown and a place in the NCAA Playoffs.

### OFFENSIVE NOTES

**Match Up of the Week:** Heading into Saturday's action, the College's offensive red zone efficiency is amongst the league's finest, as the Tribe has converted 18 of its 20 ventures for scores, including 15 touchdowns. This production will be tested, as the Wildcats



### A10 PREDICTED ORDER OF FINISH

NORTHERN	SOUTHERN
1. Massachusetts (12)	1. James Madison (16)
New Hampshire (14)	2. Delaware (6)
3. Hofstra (4)	3. <b>William &amp; Mary</b> (6)
4. Maine	4. Villanova (2)
5. Northeastern	5. Richmond
6. Rhode Island	6. Towson

(first place votes)

### LAST WEEK'S RESULTS (10/1)

\*Towson 35, Delaware 31  
 \*James Madison 42, Hofstra 10  
 \*New Hampshire 45, Villanova 17  
 Maine 31, Albany 7  
 Brown 45, Rhode Island 35

### LAST WEEK'S A10 PLAYERS OF THE WEEK

OFFENSE: Ricky Santos, UNH, QB  
 DEFENSE: Baron Flenory, UNH, SS  
 SPECIAL TEAMS: Arel Gordon, UM, PR  
 ROOKIE: Sean Schaefer, TU, QB

### A10 IN THE NATIONAL POLLS

Sports Network (10/3)	ESPN/USA Today (10/3)
1. New Hampshire	1. New Hampshire
5. James Madison	5. James Madison
13. Delaware	13. Delaware
<b>17. William &amp; Mary</b>	<b>17. William &amp; Mary</b>
18. Massachusetts	18. Massachusetts

### TOP 10 CAREER A-10 COACHING VICTORIES

(Through 10/3)

1. Bill Bowes (UNH, 1972-98) .....	97
2. "Tubby" Raymond (UD, 1966-01) .....	89
<b>3. Andy Talley (WU, 1985- ) .....</b>	<b>82</b>
<b>4. Jimmie Laycock (W&amp;M, 1993- ) .....</b>	<b>65</b>
5. Jim Reid (UMass, 1986-91, UR, 95-03) .....	61
<b>6. Jack Cosgrove (UM, 1993- ) .....</b>	<b>43</b>
7. Tom Jackson (UC, 1983-93) .....	42
8. Hal Westerman (UM, 1951-66) .....	41
Vic Fusia (UMass, 1961-70) .....	41
10. Bob Griffin (URI, 1976-92) .....	37

Acitve Coaches in Bold

### ALL-TIME CONFERENCE STANDINGS

(Through 10/3)

Team	Conf. Record	Pct.
Delaware	108-46-0	.701
<b>William &amp; Mary</b>	<b>65-34-0</b>	<b>.657</b>
Massachusetts	203-118-4	.631
Villanova	82-59-0	.582
<i>Connecticut</i>	<i>158-115-10</i>	<i>.576</i>
James Madison	52-48-0	.520
New Hampshire	165-161-10	.506
<i>Boston U.</i>	<i>143-177-7</i>	<i>.448</i>
Maine	146-183-7	.445
Hofstra	16-20-0	.444
Northeastern	41-60-0	.406
Richmond	61-94-0	.394
Rhode Island	119-215-7	.359
<i>Vermont</i>	<i>27-63-2</i>	<i>.304</i>
Towson	1-10-0	.091

Former members in italics

### THE LAST MEETING

#### William and Mary 9, #10 New Hampshire 7

DURHAM, NH (9/18/04) - All-American place-kicker Greg Kuehn connected on field goals of 27, 35 and 21 yards, and the Tribe defense held the Wildcats' high-powered offense in check, as W&M won its conference-opener, 9-7, over 10th-ranked New Hampshire at rained-soaked Cowell Stadium.

Playing in heavy rains from the remnants of Hurricane Ivan, W&M held the Wildcats to 226 offensive yards, nearly 150 below its average, after yielding 575 yard to North Carolina two weeks prior. It was the fewest yards allowed by a W&M defense since yielding 141 to Massachusetts in the 2001 season-opener.

All-American quarterback Lang Campbell and the Tribe offense were efficient in the treacherous conditions, as Campbell threw for 148 yards on 11 for 23 passing and ran for 42 yards on 14 attempts. Senior Jon Smith churned out 63 yards on 23 carries.

Kuehn kicked three field goals for the fourth time in his career, with the last coming in a win over Rhode Island on Oct. 25, 2003.

Chris Ndubueze paced the defense with a career-high 16 tackles, including 10 solo stops. Junior Larry Pendleton tallied seven tackles and a sack, while sophomore Josh Wright, who made his first career start, also recorded a sack.

The win gave W&M its first victory over a ranked opponent since knocking off 15th-ranked Northeastern in Williamsburg on Oct. 26, 2002.

	1	2	3	4	Final
William and Mary	0	3	6	0	9
#10 New Hampshire	7	0	0	0	7

#### Scoring Summary

Qtr	Team	Score	Time
1st	UNH	Harvey 1 run (McCormack kick)	5:48
2nd	W&M	FG Kuehn 27	0:00
3rd	W&M	FG Kuehn 35	9:41
	W&M	FG Kuehn 21	3:06



Josh Wright celebrates after the Tribe's thrilling 9-7 victory over 10th-ranked UNH at soggy Cowell Stadium last season.

## MEDIA CENTER

### WILLIAM AND MARY ON THE RADIO

Stretching over 150 miles across Virginia, the William and Mary radio network is the gateway to all of the Tribe's football action over the air. Veteran broadcast team Jay Colley (play-by-play) and Bob Sheeran (color) will once again relay the excitement of Tribe football over the airways on Saturdays. In addition to your local stations, all Tribe football and men's basketball games can be heard via the W&M athletics web site, [www.TribeAthletics.com](http://www.TribeAthletics.com).

#### W&M Radio Network Affiliates

WMBG	740 AM	Williamsburg
WSRV	92.3 FM	Williamsburg
WBRG	1050 AM	Lynchburg
WTOX	1480 AM	Richmond

You can also catch head coach Jimmye Laycock each Tuesday morning from 7:40 a.m. to 8:00 a.m. on Mornings with Big Al on Richmond's WXGI ESPN 950 AM.

### A-10 COACHES CONFERENCE CALL

Every Monday, the A-10 will conduct a teleconference from 10 a.m.-12:10 p.m. (eastern time) with each of its head football coaches. Each coach will have a ten-minute slot to discuss his team and answer questions from the media. Members of the media are strongly encouraged to participate. For the access number, call Pete Clawson (757) 221-3369.

### W&M WEEKLY PRESS CONFERENCE

A press conference with head coach Jimmye Laycock will be held Tuesday's prior to a Saturday game at noon at the Hospitality House in Williamsburg. Interviews with players will follow the luncheon. Please confirm your attendance with Pete Clawson at least 24 hours in advance at (757) 221-3369 or [pmclaw@wm.edu](mailto:pmclaw@wm.edu).

10:00	Atlantic 10 Update
10:10	Dave Clawson, Richmond
<b>10:20</b>	<b>Jimmye Laycock, W&amp;M</b>
10:30	Andy Talley, Villanova
10:40	Rocky Hager, Northeastern
10:50	Mickey Matthews, JMU
11:00	Jack Cosgrove, Maine
11:10	Don Brown, Massachusetts
11:20	Tim Stowers, Rhode Island
11:30	K.C. Keeler, Delaware
11:40	Sean McDonnell, UNH
11:50	Joe Gardi, Hofstra
12:00	Gordy Combs, Towson

### A-10 PRESS BOX PHONE NUMBERS

Delaware	302-831-6199/302-831-2186
Hofstra	516-463-5247
James Madison	540-568-6521
Maine	207-581-1049
Massachusetts	413-545-3550
New Hampshire	603-862-2585
Northeastern	617-566-5956
Rhode Island	401-874-4616
Richmond	804-355-6110
Towson	410-704-3102
Villanova	610-519-5290
William & Mary	757-221-3414

boast the A10's best red zone defense, having turned opponents away empty handed seven times in 15 (53.3%) trips inside their 20-yard line.

**More Fun With Numbers:** The College has earned a national reputation for offensive productivity. Last season's squad set a school record for points in a season, by averaging better than 34 points over the 14-game schedule; the 1990 team lead the nation in scoring by collecting 467 points over 13 games. But, coming off the 56-point explosion against Liberty, the 2005 Tribe squad has now amassed 150 points through the first four games, which is the most ever for the College under Laycock.

The Tribe's average of 37.50 ranks 13th in the nation, but showing the depth of the Atlantic 10, the figure is only fourth-best in the league.

**Did You Know?:** That one has to go back to the 1946 season to find that last time the College has scored more than 150 points over the first four games of the season. That season legendary Tribe All-Americans 'Flyin' Jack Cloud (FB) and Knox Ramsey (G) led the school to an amazing 164 total points through the first four weeks, and went onto produce a sterling 8-2 mark.


**Time is On The Tribe's Side:** After holding the ball for 40:57 seconds against Liberty in its last action, the Tribe currently leads the A10 in time of possession, averaging 32:51 minutes per game. Helped by a reinvigorated running game, the Tribe has yet to be held to less than 30 minutes in any game this season.

**Did You Know?:** The last time the College had collected more time of possession in a single game came during the 2001 season, when the Tribe held the ball for an amazing 42:17 vs. East Carolina. Perhaps even more amazing is the fact that the Tribe lost the game, 38-23, to the Division I-A Pirates.

**Serious Repetition:** The College's offense ran a total of 92 offensive snaps against Liberty, which is the highest single game total since the team took 98 in a 48-41 overtime win at Villanova in 2000. That afternoon the Tribe ran the ball 60 times and threw it 38.

**Serious Production:** The College made good use of all the repetitions on offense to roll up 635 total yards of offense against the Flames, including a season-high 300 passing yards. This total stands as the largest single-game effort in over a decade, as you would have to go back to the 1993 season when the College powered out 651 total yards in a 49-6 win over VMI.

The effort against Liberty also stands as the only the fourth time since that date in



*Junior tailback Elijah Brooks' 455 rushing yards through the first four games ranks him third in the conference, while his seven TDs is also the second best figure in the league.*

1993 that the College has breached the 600-yard barrier.

**Ground Gains:** Led by a punishing performance by senior team-captain and starting center Pat Mulloy and the Tribe offensive front five, the College rolled to 335 rushing yards against the Flames. The 335 yards on the ground is the highest single-game total for the Tribe since the program churned out 353 against VMI during the 1999 season.

**Well Grounded:** Junior tailback Elijah Brooks has been a picture of steadiness in the Tribe backfield. He currently is third in the A10 rushing yards (113.8 yds/gm) and fourth in rushing touchdowns (5). In his last action against Liberty, Brooks continued his current trend of 100-plus yard afternoons by rushing for 102 yards on 22 attempts against the Flames. His average of 4.6 yards per carry on the afternoon was hurt some by the fact he kept finding the end zone, as three of his carries were 1-yard touchdown runs.

The hard-running 5-9, 210-pound back has used a deliberate style to rumble to a total of 455 rushing yards through the first four games. This total stands as the most rushing yards by a Tribe back through the first four games since Troy Keen (1992-95) used a style very similar to Brooks' to battle his way to 495 yards through the first four contests of the 1994 season.

Brooks is also a sure-handed option in the passing game, as he brought down three catches for 43 yards and one TD vs. Liberty. This brings his season total to 10 grabs for 109 yards and two touchdowns. His average of 141.0 all-purpose yards per game ranks second overall in the Atlantic 10.

With seven total touchdowns in four

games, Brooks' average of 10.5 points per game ranks second in the conference.

**Did You Know?:** Troy Keen is also the last Tribe player to score more points than Brooks through the first four games of a season, as he accounted for eight TDs, all rushing, through the initial four games of the 1994 season.

**Sweet Music:** Sophomore tailback Tony Viola turned in a career afternoon against the Flames, as he ran 12 times for 85 yards. This effort surpassed his entire 2004-rushing total (76 yards on 12 carries).

This season, Viola is the second-leading rusher for the College, as he has amassed 153 yards on 23 carries.

Viola has a career average of 6.5 yds/carry (over 35 attempts) coming into this weekend's action.

**Long Road Back:** Junior tailback Delmus Coley's 18-yard afternoon on Saturday against Liberty (on six carries) did not resonate significantly on the stats sheet or have a large impact on the outcome (as all six carries came in the fourth quarter). But, numbers are often deceiving, as Coley's mere presence on the field was a victory of sorts and a reason for the Tribe's future opponents to take notice.

The last game action Coley had seen prior to Liberty came in the ninth game of the 2003 season, against the University of New Hampshire. His last carry of that afternoon saw him break free for a 40-plus yard gain on a fourth and inches late in the game that all but sealed the College's 38-28 win. But he paid a large cost for the yardage, as at the end of the run, he was pulled down from behind and seriously damaged his right knee. Several operations, and some 20 months of grueling



*Redshirt freshman Joe Marianacci had the team's longest run from scrimmage this season on this 29-yard gain vs. Liberty.*

rehab later, Coley finally returned to game action. A tireless worker, Coley moved from the scout team to the travel squad the week prior to the Liberty contest.

While still a half-step short of the explosiveness he displayed in rushing for a team best 488 yards on just 101 carries in 2003, Coley has continued to make steady improvement and will look to make even more significant contributions in the coming months.

**On Target:** Coming off an efficient afternoon vs. Liberty, sophomore starting quarterback Mike Potts sports the fourth best completion percentage in the A10 (.659, 56 completions in 85 attempts).

While it is still very early, this figure currently ranks him third on the Tribe's all-time single-season completion percentage listing.

Potts seems to continue to grow more comfortable with each week of action and has seen his completion percentage increase over each of his three starts (.533 vs. Marshall; .700 vs. URI; .760 vs. Liberty). His passing yardage (164 vs. Marshall; 211 vs. URI; 226 vs. Liberty) has also followed the same tract. But, maybe the best indication of his improved decision making has been that he has thrown 74-straight passes without an interception. In fact, if you were to throw out the first half of the Marshall game, Potts would be sporting a completion percentage of .703 (52 of 74) with no interceptions and five TD passes.


**Round Numbers:** The Tribe quarterback combination of Potts and redshirt freshman Jack Phillips combined to throw for exactly 300 yards vs. Liberty (Potts – 226; Phillips – 74). This trend nearly continues when you look at the respective season numbers, as Potts has thrown for 601 yards, while Phillips is at an even 400 yards.

The combined numbers for Potts and Phillips would place them third in the A10 in QB efficiency (156.13), fourth in TDs (8) and fifth in yards (1,001). Their combined completion percentage of 68.9 would be the second best figure in the league, while their two interceptions would tie them for the lowest amongst league QBs with more than 100 attempts (six total).

The pair has combined to throw 79-straight passes without an interception.

**Just Because We Looked it Up:** For the few people who may be wondering, the last time William and Mary has had two different quarterbacks throw for three, or more, TDs in the same season came during the 1997 season, when Mike Cook collected 10 in just four starts on the year and Steve Fill contributed eight over in as many appearances.

**History Lesson:** Sophomore wide out Joe Nicholas is already in the Tribe's history books



*With a season-best 110-yard afternoon vs. LU, sophomore receiver Joe Nicholas pushed his career receiving total to 1,092 yards in just 17 career games.*

after his record-breaking 2004 season which saw him set the school's freshman record for catches (66) and yards (799). As he enters his sophomore season, though, the records will get significantly harder. Nicholas' eight-catch, 110-yard effort vs. Liberty moved his career total to 1,092 yards in 17 games. This makes Nicholas the second quickest to reach the 1,000 yard receiving plateau in school history, trailing only all-time leading receiver Rich Musinski, who passed the mark in just 14 career games.

The performance vs. Liberty marked Nicholas' fourth career 100-plus yard receiving afternoon (and second in three starts this season). Musinski is also the school's all-time leader in career 100-yard games, as he acquired 21 in four seasons (2000-03). But, when you look at them at identical points in their careers, Musinski had six by his 17th career game. What is in Nicholas' favor, though, is that fact that Musinski's 17th career contest came with just five games remaining in his sophomore season, while Nicholas could potentially still play at least seven more times in 2005.

In terms of yardage, Nicholas really has his hands full to match Musinski's record of 2,140 yards by the end of his sophomore year (as he rang up one of the nation's greatest receiving performances in his sophomore year of 2001, by posting 59 catches for 1,393 and 12 TDs – an average of nearly 24 yds/catch).

For the year, Nicholas is currently sixth in the league in catches with an average of 6.33/gm (19 total). He is fifth in yards with an average of 97.7 (293 overall).

**Streaks and Such:** With eight-catches vs. the Flames, Nicholas has extended his streak of game with four, or more, catches to 11. He has one, or more, in all but one of his 17 ap-

**SPORTS NETWORK I-AA TOP 25  
OCTOBER 3, 2005**

Team (First Place Votes)	2005 Record	PR
<b>1. New Hampshire (84)</b>	<b>4-0</b>	<b>1</b>
2. Southern Illinois (15)	3-1	2
3. Western Kentucky (6)	3-1	3
4. Montana (5)	3-1	4
5. James Madison	3-1	6
6. Furman	4-1	7
7. Northern Iowa (1)	3-1	8
8. Hampton (1)	5-0	9
9. Cal Poly (3)	4-1	10
10. Lehigh	3-1	11
11. Montana State	3-2	12
12. North Dakota State	4-1	13
13. Delaware	3-1	5
14. Texas State	3-1	16
15. Eastern Washington	2-2	14
16. Appalachian State	3-1	17
<b>17. William and Mary</b>	<b>2-2</b>	<b>19</b>
18. Massachusetts	3-1	21
19. Coastal Carolina	4-1	NR
20. Harvard	2-1	15
21. Georgia Southern	3-2	NR
22. Youngstown State	4-1	NR
23. Northwestern State	1-2	25
24. South Carolina State	3-1	20
25. Idaho State	3-2	24

**ESPN/USA TODAY I-AA TOP 25  
OCTOBER 3, 2005**

Team (First Place Votes)	2005 Record	PR
1. New Hampshire (34)	4-0	1
2. Southern Illinois (7)	3-1	2
3. Western Kentucky (3)	3-1	3
4. Montana (6)	3-1	4
5. James Madison	3-1	7
6. Northern Iowa	3-1	8
7. Furman	4-1	6
8. Hampton	5-0	9
9. Cal Poly	4-1	10
10. Montana State	3-2	12
11. Lehigh	3-1	14
12. North Dakota State	4-1	11
13. Delaware	3-1	5
14. Texas State	3-1	16
15. Eastern Washington	2-2	13
16. Appalachian State	3-1	20
<b>17. William and Mary</b>	<b>2-2</b>	<b>17</b>
18. Massachusetts	3-1	22
19. Coastal Carolina	4-1	NR
20. Harvard	2-1	15
21. Northwestern State	1-2	25
22. Youngstown State	4-1	NR
23. Georgia Southern	3-2	NR
24. South Carolina State	3-1	18
25. Idaho State	3-2	23

**W&M IN THE RANKINGS IN 2005**

Week	Sports Network	ESPN-USA Today
Pre.	9	9
Sept. 5	11	--
Sept. 12	7	7
Sept. 19	16	16
Sept. 26	19	17
Oct. 3	17	17
Oct. 10		
Oct. 17		
Oct. 24		
Oct. 31		
Nov. 7		
Nov. 14		
Nov. 21		

pearances.

**Big Mack Attack:** Redshirt freshman wide out Elliot Mack's speed and elusiveness had him pegged as one of the several talented underclassmen poised to fill the big-play void left behind by the graduation of Dominique Thompson. Mack's potential is starting to show on the field, as his last two receptions have been scoring plays of 31- and 34-yards vs. URI and Liberty, respectively.

For the season, Mack is averaging over 20 yds/catch on his four receptions (for 83 total yards).

**Did You Know?:** That Greg Kuehn has the chance to become the first place-kicker in the history of the A10 Conference to earn all-conference recognition in all four seasons of his career.

**Possible First?:** In the 12 years the Tribe has been affiliated with the A10 Conference, no Tribe back as won the league's rushing title. William and Mary has had at least one player lead the league in passing, receiving, scoring, interceptions, punt returns and pass efficiency.

**Did You Know?:** William and Mary has had four different players score via the ground in the first three games of 2005. It went the entire 14 game 2004 schedule with only three players finding paydirt (graduated seniors Jon Smith, TB: 15; and Lang Campbell, QB: 8; and Brooks, 5) on the ground.

**DEFENSIVE NOTES**

**Dominant Defensive Performance:** W&M's 56-0 victory over Liberty on Sept. 24 was the Tribe's first shutout win since a 34-0 blanking of VMI in Lexington in 2001. It was the first shutout the W&M faithful experienced at Zable Stadium since 1998, when the College also blanked the Keydets, 49-0.

In one of the most dominant, at least statistically, performances under Laycock, the Tribe defense surrendered a total of 145 yards, which included a net rushing total of minus-6 yards, and only seven first downs on the afternoon, while the Tribe offense piled up 635 yards of total offense, 335 of which came on the ground, and 35 first downs, one shy of the school's single-game record.

The Flames punted on their first three possessions, before turning it over on downs on their fourth touch. In total, Liberty punted eight times, while two other drives ended on Tribe interceptions.

Liberty advanced into W&M territory only three times through the entire game, and only once in the second half. In the second quarter, the Flames advanced to the Tribe 22, but junior Ryan Nickell ended the threat with his



*Senior defensive end Jonas Watson is currently third in the conference with four sacks, including this 15-yarder against Liberty on Sept. 24.*

third career interception at the 17-yard line. In its only trek into Tribe territory in the second half, Liberty reached the W&M's 39, but senior Jonas Watson dropped Flames' quarterback Brock Farrell for a 15-yard loss on third-and-four, resulting in a Liberty punt.

After the break, the Tribe defense allowed only 44 total yards, with most of the damage coming on the previously mentioned drive.

Liberty's 145-yard output was the lowest W&M has yielded since the 2001 season opener, when 21st-ranked Massachusetts managed 141 total yards in a 31-10 Tribe victory. In fact, it was just the third time in the last five years that W&M held an opponent under 200 total yards. Here are the Tribe's top-five defensive efforts, in terms of total yards allowed, in the last five years:

Date	Opponent	Total Yds	Result
9/1/01	UMass	141	W, 31-10
9/24/05	Liberty	145	W, 56-0
9/25/04	VMI	197	W, 42-6
9/18/04	UNH	226	W, 9-7
10/12/02	Hofstra	227	W, 16-3

**Road Block:** Other than the Flames' "0" in the score column on Sept. 24, the most glittering number from the Tribe defense's perspective was Liberty's aforementioned net rushing total of minus-6 yards. It was W&M's best effort against the run in nearly a decade, as the lowest previous rushing total the College had surrendered prior to the 24th was minus-39 yards in a 30-21 win over Villanova in 1996.

The 1996 unit finished the season ranked second in the nation in total defense (231.8 yds/g) and led the Yankee Conference in rushing defense (83.3 yds/g) and scoring defense (15.5 pts/g). Villanova gained 20 yards on 12 rushes that afternoon, but the Tribe rang up nine sacks, including a school-record 3.5 by



Luke Cullinane, for 59 total yards, dropping the Wildcats' net to minus-39 on 21 total attempts.

Liberty gained a total of 27 yards on 18 rushes, but W&M's four sacks for 33 yards dropped the Flames' net to minus-6.

The only other negative rushing total the W&M defense posted under Laycock was in 1993, when, again, Villanova managed a net of minus-6 in a 51-17 W&M victory.

**Getting Off the Field:** One of the main reasons W&M was able to keep Liberty off the scoreboard, and stay rested on the sideline, was the Tribe's firm third-down defense. The Flames converted only 2 of their 12 third down opportunities, both of which came in the fourth quarter long after the contest was in hand. In fact, on third down conversions, Liberty was 0-for-3 in both the first and second quarters and 0-for-1 in the third quarter.

Liberty's two third-down conversions were the fewest W&M had surrendered, since Towson gained a new set of downs just twice on third-down opportunities in the Tribe's 41-16 victory at Johnny Unitas Stadium last season.

**No-Fly Zone:** With two more interceptions in the 56-0 victory over Liberty on Sept. 24, the Tribe defense continued its early season knack of disrupting opposing aerial attacks by way of turnovers.

The two picks brought the team's total to eight, which ranked fourth in all of Division I-AA and led the Atlantic 10 through games of Sept. 24. W&M's eight INT's trailed only Davidson (13), Western Carolina (10) and Stephen F. Austin (9) in I-AA through the 24th. The total now ranks 10th in I-AA, but is still tied for the A10 lead with this week's opponent, UNH.

With eight interceptions, W&M is on pace (2/game) to match the highest INT total under Laycock (22), which was set by that dominant 1996 squad in its Yankee Conference Championship season. The school record for interceptions in a season is 25, set in 1972.

Although there is plenty of football left to be played, the Tribe is already 3/4 of the way to its entire last season total of 12 interceptions, which was established over 14 games. Here is a quick look at the top-five INT totals during Laycock's tenure:

INT Total	Year(s)
22	1996*
21	1995
19	1980
17	2001*
16	1990*, 1986*

\*NCAA Playoffs

**Trend Setter:** Sorting through the box scores of each of the Tribe's four games, you might have noticed a trend on the defense page,

where redshirt freshman linebacker Josh Rutter's name has appeared in the top slot for four-straight games. In the 56-0 shutout of Liberty on Sept. 24, the 6-3, 228-pound Union Bridge, Md., product paced the Tribe with seven total tackles, including one tackle for loss.

At Rhode Island, Rutter recorded nine total tackles, including six solos and one TFL for a loss of a yard. At VMI on Sept. 10, Rutter made four solo tackles against the Keydets and was again credited with one TFL. He finished the contest with nine total tackles.

In his first career start at Marshall on Sept. 1, Rutter recorded a game-high 16 total tackles, four of which were solos. Rutter was also named the coaching staff's special teams player of the week for his work on kick coverage, which included four total tackles.

Through five weeks of the regular season, Rutter ranks fourth in the Atlantic 10 in tackles, averaging 10.2 per game, while Rutter's total of 41 tackles is also the fourth-best mark in the league.

Rutter's 41 total tackles are the most by a W&M freshman since current junior Ryan Nickell recorded 16 tackles through the first four games of 2003. Before Nickell, current senior Stephen Cason registered 16 total tackles through his first four games in 2002. Prior to Cason, the top mark was 14 stops by defensive tackle Marcus Washington in 1999.

Rutter is the first Tribe defender, of any class, to lead the squad in tackles in four consecutive games since Martin Magerko ('01) did it over the first four games of 2001 against UMass (13), VMI (11), ECU (11) and UNH (15).

**Under the Radar:** With much of the preseason attention surrounding returning All-American defensive end Adam O'Connor and the Tribe's other returning seven starters, senior defensive end Jonas Watson received little print in various preseason forecasts, but the 6-2, 228-pound speedster certainly is making a name for himself now. Watson leads the Tribe and ranks third in the A10 with four total sacks on the season, while his clip of one sack per game is tied for 18th in Division I-AA.

In the 56-0 rout of Liberty, Watson recorded 1.5 sacks, including a solo sack in the third quarter that dropped Flames' quarterback Brock Farrel for a 15-yard loss on third-and-four from the Tribe 39, which all but cemented the squad's first shutout since 2001. Watson finished the afternoon with five total tackles and added another quarterback pressure.

Watson leads all of the Tribe's defensive linemen with 16 total tackles on the season, while his four sacks lead the entire team in tackles for loss.

**Stopped on a Nickell:** As mentioned, junior linebacker Ryan Nickell had a hand in the 56-0 win over Liberty, recording his third career interception in the second quarter. The shutout



Redshirt freshman Kevin Allen is tied for the team led in interceptions with two through four games.

may have not been possible without the timing of Nickell's INT, as it came on the Tribe's 17-yard line after a 51-yard Liberty drive. It was the deepest the Flames advance throughout the entire game, reaching the W&M 22 before the turnover. Nickell tallied five total tackles against the Flames, including a game-high two TFLs. On the season, Nickell is tied for third on the team with 18 total stops, 12 of which were solos.

**A Day Off, A Week Early:** With W&M scoring on eight of its 10 possessions, and the other two touches ending in a missed field goal and a lost fumble, in the 56-0 thrashing of Liberty on Sept. 24, junior punter Blair Pritchard's received somewhat of his own bye week seven days before the Tribe's scheduled open date. It was the first time that W&M did not punt in a game since a 49-6 victory over VMI on Oct. 2, 1993 in the Oyster Bowl at Foreman Field in Norfolk.

In his first season as a starter, Pritchard appeared to be rounding into shape before the Liberty game, after punting six times for a total of 230 yards, both career-highs, at URI on Sept. 17. Pritchard, who was named the coaching staff's special team's player of the week, recorded a career-long punt of 47 yards and downed one kick inside the URI 20-yard line. He also made a nice open-field solo tackle on punt coverage.

Through five weeks of the regular season, Pritchard ranks fifth in the A10 in punting, averaging 39.1 yards per kick.

# IN THE SPOTLIGHT: ADAM O'CONNOR, SR., DE

Place of Birth: Mobile, Ala...I lived there until I was 12

Did you have any family effected by Hurricane Katrina?: I have a grandmother and various aunts and uncles living around the Mobile area still, but they were very fortunate to have not had much damage.

Favorite TV show: 24

Favorite hour of show: Has to be the last hour

Favorite piece of electronics: Ipod

Favorite summer job: Bartending at local country club

Why?: Fringe benefits, especially the cheap golf

How much did your game improve?: By about 15 strokes

Who were your favorite athletes growing up?: Shawn Dunston and Ryne Sanberg of the Cubs

What was the last thing you've created from scratch?: A specialized T-Shirt of [Head W&M Strength and Conditioning Coach] John Sauer as Conan the Barbarian.

What is your best, non-sports related skill?: Does eating count? (No.) Okay, I'll go with writing

What was the last non-class related piece you've written?: I have started to write an original screenplay ... It's early in the project, so it doesn't have a title, yet

If you could cast yourself in any movie role, what would it be?: Bruce Willis' character in Die Hard

What's the hardest class you've taken at W&M?: Chemistry

What class have you enjoyed the most?: U.S. Military History ... I have always been very interested in the history behind World War II.

Have you ever seen any European battlefields?: No, but I would like to go to Normandy

What interests, outside of athletics did you have growing up?: My father and I would go deep sea fishing pretty much every weekend ... We caught a lot of Mackerel.

What is the best part of being a football player at W&M?: Saturday's at home ... Especially with all the students coming to the game, which only helps motivate the team even more.

Your name was mentioned as one of the team's avid card players, who do you rate as the best poker player on the squad?: [Senior captain and center] Pat Mulloy ... but only since [left tackle] Matt Witham ('05) has graduated.

In your opinion, who on the squad will have the most interesting job in 10 years?: [Senior starting defensive tackle] Larry Pendleton, I could see him teaching self-defense courses.

What one thing about you would surprise people?: I am a neat freak.

At 6-8, what one skill do you feel you have that would surprise people?: I am a pretty good paintball player and bowler.

## THE TRIBE IN 2005

Overall: 2-2  
 At home: ..... 1 - 0  
 Away: ..... 1 - 2  
 On grass: ..... 2 - 1  
 On turf: ..... 0 - 1

A-10 overall: ..... 0 - 1  
 A-10 home: ..... 0 - 0  
 A-10 road: ..... 0 - 1

By Month:  
 September: ..... 2 - 2  
 October: ..... 0 - 0  
 November: ..... 0 - 0  
 December: ..... 0 - 0

When scoring first ..... 2 - 1  
 When opponent scores first ..... 0 - 1  
 When scoring 20+ points ..... 2 - 2  
 When scoring less than 20 points ..... 0 - 0  
 When leading at half ..... 2 - 0  
 When trailing at half ..... 0 - 2  
 When tied at half ..... 0 - 0  
 When leading after 3 qtrs ..... 2 - 0  
 When trailing after 3 qtrs ..... 0 - 2  
 When tied after 3 qtrs ..... 0 - 0  
 When out-passing opponent ..... 2 - 1  
 When out-rushing opponent ..... 2 - 1  
 When out-gaining opp. (total off.) ..... 2 - 0  
 When out-gained by opp ..... 0 - 2  
 With 35+ passing attempts ..... 0 - 2  
 With less than 35 passing attempts ..... 2 - 0  
 With 30+ rushing attempts ..... 2 - 2  
 With less than 30 rush attempts ..... 0 - 0  
 When leading TOP ..... 2 - 2  
 When trailing TOP ..... 0 - 0  
 With an individual 100-yd rusher ..... 1 - 2  
 With an individual 200-yd passer ..... 2 - 1  
 With an individual 100-yd receiver ..... 2 - 0  
 With opponent 100-yd rusher ..... 0 - 1  
 With opponent 200-yd passer ..... 0 - 2  
 With opponent 100-yd receiver ..... 0 - 1  
 When leading turnover ratio ..... 2 - 1  
 When trailing turnover ratio ..... 0 - 1



Senior Adam O'Connor finishes off this sack in the Tribe's 56-0 victory over Liberty on Sept. 24.

# 2005 WILLIAM AND MARY ALPHABETICAL ROSTER

No.	Name	Cl.	Pos.	Ht.	Wt.	High School	Hometown
41	Alexander, Sheldon	Fr.	WR	6-1	200	Woodberry Forest	Gordonsville, VA
36	Allen, Kevin	RF	DB	6-2	195	Highland Springs	Richmond, VA
16	Archer, R.J.	Fr.	QB	6-2	198	Albemarle	Earlsville, VA
86	Atchison, Andrew	So.	TE	6-7	235	Albemarle	Charlottesville, VA
88	Boykin, Obie	RF	DB	6-3	190	Surry County	Williamsburg, VA
40	Bratton, Adam	Sr.	TE	6-4	250	Montoursville	Montoursville, PA
9	Brooks, Elijah	Jr.	RB	5-9	210	DeMatha	Largo, MD
6	Burrow, Brandon	So.	DB	5-11	180	Colonial Heights	Colonial Heights, VA
49	Bynum, Raphael	Fr.	FB/LB	5-9	230	North Stafford	Stafford, VA
31a	Canty, Major	Fr.	RB	5-11	205	Tennessee	Bristol, TN
22	Cason, Stephen	Sr.	DB	6-0	210	James River	Richmond, VA
67	Cochran, Brent	So.	OL	6-5	300	South Lakes	Reston, VA
32	Coley, Delmus	Jr.	RB	5-8	195	Floyd Kellam	Virginia Beach, VA
37	Cox, Derek	RF	DB	6-1	185	J.H. Rose	Winterville, NC
15	Davis, Corey	Jr.	WR/P	6-1	195	Deep Creek	Chesapeake, VA
45	Falbo, Graham	So.	FB	6-0	250	Westfield	Centreville, VA
60	Ferebee, Melvin	Fr.	DL	6-1	240	Hampton Roads Academy	Hampton, VA
73	Ferrante, John	Fr.	OL	6-6	305	Urbana	Frederick, MD
79	Grant, Michael	RF	OL	6-5	305	Notre Dame	Wrightstown, NJ
75	Grenz, Michael	Sr.	OL	6-3	285	Wayne Hills	Wayne, NJ
95	Griffin, Jr., Jerome	Sr.	DL	6-1	240	Crestwood	Sumter, SC
76	Haley, Michael	RF	OL	6-1	265	Great Bridge	Chesapeake, VA
43	Herbert, Cortenous	Fr.	DL	6-3	260	Northwest	Germantown, MD
53	Hiteshew, Luke	RF	OL	6-1	287	Mount St. Joseph	Baltimore, MD
28	Holmes, DeBrián	RF	RB	5-9	180	Woodside	Fort Eustis, VA
64	Horvath, Ryan	So.	OL	6-1	220	Midlothian	Midlothian, VA
80	Houff, David	RF	WR	6-1	187	Blacksburg	Blacksburg, VA
78	Ilardo, Chris	Fr.	OL	6-3	280	St. Paul's School	Baltimore, MD
17	Jackson, Paris	So.	WR	6-2	200	Westfield	Centreville, VA
42	Johnson, Fred	Fr.	DB	6-1	190	St. Christopher's	Richmond, VA
92	Jones, Ryan	So.	DL	6-3	252	Blacksburg	Blacksburg, VA
51	Kelley, Tim	So.	OL	6-2	290	Watkins Memorial	Pataskala, OH
25	Kuehn, Greg	Sr.	PK	6-3	215	Potomac Falls	Potomac Falls, VA
7	Lanning, Brian	Fr.	WR	6-0	180	Frederick	Frederick, MD
99	Larkins, Josh	RF	DL	6-2	300	Toms River North	Toms River, NJ
38	Letcavage, Andrew	Fr.	LB	6-1	205	Mt. Carmel Area	Kulpmont, PA
72	Lissemore, Sean	Fr.	DL	6-4	245	Dumont	Dumont, NJ
63	Lumm, Ryan	Sr.	OL	6-3	280	Santa Margarita	Mission Viejo, CA
33	Lustig, Josh	Sr.	WR	5-9	175	Cathedral Prep	Erie, PA
2	Mack, Elliott	RF	WR	6-0	188	Delbarton	Irvington, NJ
3	Marianacci, Joe	RF	WR	6-0	186	Wyoming Area	West Pittston, PA
47	McAulay, D.J.	Fr.	WR	5-11	170	Westminster School	New Haven, CT
62	McCutcheon, Thomas	Fr.	OL	6-5	330	Deep Creek	Chesapeake, VA
52	McLaurin, Travis	Sr.	LB	5-11	240	Thomas McKean	Wilmington, DE
23	McLaurin, Trevor	Jr.	RB	5-11	230	Thomas McKean	Wilmington, DE
54	McMurrer, Peter	Fr.	LB	5-11	220	Centreville	Clifton, VA
21	Miller, James	Sr.	DB	6-1	200	Lake Taylor	Norfolk, VA
87	Mitchell, Trey	RF	PK	5-10	165	Radford	Radford, VA
19	Molenaar, Brett	Fr.	QB	6-4	208	Coast Union	Cambria, CA
61	Moore, Christopher	Fr.	OL	6-1	260	Amherst County	Madison Heights, VA
68	Morris, Cody	Jr.	OL	6-4	285	Hazelton Area	Jeansville, PA
4	Muldrow, Leonard	Jr.	DB	5-9	180	Ocean Lakes	Virginia Beach, VA
59	Mulloy, Patrick	Sr.	OL	6-4	315	Salesianum	West Chester, PA
82	Muro, Evan	RF	TE	6-6	246	Warwick	Newport News, VA
56	Muse, C.J.	Fr.	OL	6-4	310	Lexington	Lexington, SC
57	Neely, Brian	Jr.	DL	6-4	298	Lee Davis	Mechanicsville, VA

<b>No.</b>	<b>Name</b>	<b>Cl.</b>	<b>Pos.</b>	<b>Ht.</b>	<b>Wt.</b>	<b>High School</b>	<b>Hometown</b>
27	Nicholas, Joe	So.	WR	6-3	211	Hazleton Area	Sugarloaf, PA
55	Nickell, Ryan	Jr.	LB	6-2	210	Tabb	Yorktown, VA
30	Nickerson, Matt	Fr.	RB	5-9	176	Woodson	Fairfax Station, VA
90	O'Brien, Eric	RF	DL	6-1	268	Delone Catholic	Abbottstown, PA
97	O'Connor, Adam	Sr.	DL	6-8	275	Ragsdale	Greensboro, NC
39	O'Neill, T.J.	So.	LB	6-1	238	Tabor Academy	Duxbury, MA
46	Otey, Matt	So.	FB	5-11	230	Hershey	Hershey, PA
13	Page, David	So.	DB	5-9	180	Cardinal Mooney	Sarasota, FL
26	Parrott, LeVince	Jr.	FB	5-10	225	Lafayette	Williamsburg, VA
84	Pate, Brian	Fr.	K/P	5-10	160	Massaponax	Fredericksburg, VA
58	Pendleton, Larry	Sr.	DL	6-3	285	Booker T. Washington	Norfolk, VA
81	Phillips, Brett	RF	WR	6-2	185	Seattle Prep	Seattle, WA
18	Phillips, Jacob	RF	QB	6-3	208	Bath County	Warm Springs, VA
48	Pigram, Michael	Fr.	RB/LB	5-10	218	Hopewell	Hopewell, VA
10	Potts, Michael	So.	QB	6-4	224	Middletown	Middletown, DE
91	Pritchard, Blair	Jr.	K/P	5-11	230	Atlee	Mechanicsville, VA
74	Pugh, Brandon	So.	DL	6-2	261	Indian River	Chesapeake, VA
96	Pulley, Daniel	Fr.	DL	6-3	262	Atlantic Shores Christian	Chesapeake, VA
50	Reyher, Todd	RF	LB	6-0	214	Lafayette	Williamsburg, VA
65	Ridjaneck, Matt	Sr.	OL	6-4	275	Center	Monaca, PA
24	Riley, Richard	Jr.	DB	6-2	185	Gaithersburg	Gaithersburg, MD
89	Robertson, Eric	Fr.	WR	6-2	180	Albemarle	Barboursville, VA
44	Rutter, Josh	RF	LB	6-3	228	Francis Scott Key	Union Bridge, MD
70	Shafran, Jonathan	RF	OL	6-3	255	Langley	Great Falls, VA
35	Shaw, Jonathan	Sr.	DB	6-0	198	Lake Brantley	Altamonte Springs, FL
31	Slye, Cedric	Jr.	DB	5-10	183	St. John's	Washington, D.C.
71	Stewart, Brad	So.	OL	6-3	300	Bethel Park	Bethel Park, PA
29	Stout, Zachary	Jr.	DB	6-0	190	Lee Davis	Mechanicsville, VA
14	Taylor, Christian	Jr.	QB	6-5	205	Grafton	Yorktown, VA
11	Taylor, John	Jr.	WR	6-3	210	St. Albans	Washington, D.C.
66	Tracy, Adrian	Fr.	LB	6-4	230	Potomac Falls	Sterling, VA
85	Trinkle, Matt	Jr.	TE	6-5	260	Allentown C. Catholic	Whitehall, PA
83	Troester, Jordan	Jr.	TE	6-2	240	New Kent	Providence Forge, VA
69	Turner, William	So.	LB	6-1	240	Franklin County	Wirtz, VA
98	Varno, Rob	Fr.	DE	6-5	210	Hoggard	Wilmington, NC
5	Viola, Tony	So.	RB	6-1	217	Stonewall Jackson	Broadway, VA
93	Watson, Jonas	Sr.	DL	6-2	228	Bethel	Hampton, VA
34	Wheeler, Thad	Sr.	LB	6-1	216	Sequoyah	Canton, GA
8	Wheeling, Alan	Jr.	DB	5-9	180	Pulaski County	Dublin, VA
77	Williamson, Brian	Jr.	DL	6-3	281	Whiteville	Nakina, NC
94	Wright, Josh	Jr.	DL	6-3	246	Amherst County	Madison Heights, VA

# 2005 WILLIAM AND MARY NUMERICAL ROSTER

No.	Name	Pos.	No.	Name	Pos.
2	Mack, Elliott	WR	51	Kelley, Tim	OL
3	Marianacci, Joe	WR	52	McLaurin, Travis	LB
4	Muldrow, Leonard	DB	53	Hiteshew, Luke	OL
5	Viola, Tony	RB	54	McMurrer, Peter	LB
6	Burrow, Brandon	DB	55	Nickell, Ryan	LB
7	Lanning, Brian	WR	56	Muse, C.J.	LB
8	Wheeling, Alan	DB	57	Neely, Brian	OL
9	Brooks, Elijah	RB	58	Pendleton, Larry	DL
10	Potts, Michael	QB	59	Mulloy, Patrick	OL
11	Taylor, John	WR	60	Ferebee, Melvin	OL
13	Page, David	DB	61	Moore, Christopher	OL
14	Taylor, Christian	QB	62	McCutcheon, Thomas	OL
15	Davis, Corey	P/WR	63	Lumm, Ryan	OL
16	Archer, R.J.	QB	64	Ryan Horvath	OL
17	Jackson, Paris	WR	65	Ridjaneck, Matt	OL
18	Phillips, Jacob	QB	66	Tracy, Adrian	OL
19	Molenaar, Brett	QB	67	Cochran, Brent	OL
21	Miller, James	DB	68	Morris, Cody	OL
22	Cason, Stephen	DB	69	Turner, William	LB
23	McLaurin, Trevor	RB	70	Shafran, Jonathan	OL
24	Riley, Richard	DB	71	Stewart, Brad	OL
25	Kuehn, Greg	PK	72	Lissemore, Sean	OL
26	Parrott, LeVince	FB	73	Ferrante, John	OL
27	Nicholas, Joe	WR	74	Pugh, Brandon	DL
28	Holmes, DeBrian	RB	75	Grenz, Michael	OL
29	Stout, Zachary	DB	76	Haley, Michael	OL
30	Nickerson, Matt	RB	77	Williamson, Brian	DL
31	Slye, Cedric	DB	78	Ilardo, Chris	OL
31a	Canty, Major	RB	79	Grant, Michael	OL
32	Coley, Delmus	RB	80	Houff, David	WR
33	Lustig, Josh	WR	81	Phillips, Brett	WR
34	Wheeler, Thad	LB	82	Muro, Evan	TE
35	Shaw, Jonathan	DB	83	Troester, Jordan	TE
36	Allen, Kevin	DB	84	Pate, Brian	PK/P
37	Cox, Derek	DB	85	Trinkle, Matt	TE
38	Letcavage, Andrew	LB	86	Atchison, Andrew	TE
39	O'Neill, T.J.	LB	87	Mitchell, Trey	PK
40	Bratton, Adam	TE	88	Boykin, Obie	DB
41	Alexander, Sheldon	WR	89	Robertson, Eric	WR
42	Johnson, Fred	DB	90	O'Brien, Eric	DL
43	Herbert, Cortenous	DL	91	Pritchard, Blair	P/K
44	Rutter, Josh	LB	92	Jones, Ryan	DL
45	Falbo, Graham	FB	93	Watson, Jonas	DL
46	Otey, Matt	RB	94	Wright, Josh	DL
47	McAulay, D.J.	WR	95	Griffin, Jerome	DL
48	Pigram, Michael	RB/LB	96	Pulley, Daniel	DL
49	Bynum, Raphael	LB	97	O'Connor, Adam	DL
50	Reyher, Todd	LB	98	Varno, Rob	DE
			99	Larkins, Josh	DL

## 2005 GAME-BY-GAME STARTERS

	Marshall	VMI	URI	Liberty	UNH	Northeastern	Towson	Villanova	JMU	Delaware	Richmond
QB	Potts	Phillips	Potts	Potts							
TB	Brooks	Brooks	Brooks	Brooks							
FB	Trinkle*	Trinkle*	Trinkle*	Trinkle*							
WR	Lustig	Lustig	Lustig	Lustig							
WR	Marianacci	Nicholas	Nicholas	Nicholas							
TE	Bratton	Bratton	Bratton	Bratton							
LT	Grenz	Grenz	Cochran	Cochran							
LG	Lumm	Ridjaneck	Grenz	Grenz							
C	Mulloy	Mulloy	Mulloy	Mulloy							
RG	Morris	Morris	Morris	Morris							
RT	Stewart	Stewart	Stewart	Stewart							
DE	Wright	Wright	Wright	Wright							
DE	O'Connor	O'Connor	O'Connor	O'Connor							
DT	Pendleton	Pendleton	Pendleton	Pendleton							
DT	Williamson	Williamson	Williamson	Williamson							
LB	Rutter	Rutter	Rutter	Rutter							
LB	Wheeler	Wheeler	Wheeler	O'Neill							
LB	Nickell	Nickell	Nickell	Nickell							
SS	Shaw	Shaw	Shaw	Shaw							
FS	Miller	Miller	Miller	Miller							
CB	Cason	Cason	Cason	Cason							
CB	Wheeling	Wheeling	Wheeling	Wheeling							

\*Started with two tight ends and no FB.

# THE LAST TIME IT HAPPENED IN TRIBE FOOTBALL

## TEAM

**Shut out an opponent..... 56-0, vs. Liberty, 9/24/05**  
 Was shut out.....0-14, at Delaware, 11/1/97  
 Consecutive shutouts ..... at NU (32-0), at UNH (39-0), 1995  
 Scored 90+ points ..... 95-0, vs. Bridgewater, 1931  
 Scored 80-89 points ..... 81-0, vs. Bridgewater, 1930  
 Scored 70-79 points ..... 77-0, vs. Bridgewater, 1932  
 Scored 60-69 points .....62-31, vs. VMI, 9/14/02  
**Scored 50-59 points..... 55-0, vs. Liberty, 9/24/05**  
 Consecutive 50+ games ..... at NU (53), vs. VU (51), 1993  
 Consecutive 40+ games.....vs. Hampton (42), vs. UD (44), 2004  
 Passed for 400+ yards ..... 426, vs. NU, 10/28/00  
**Passed for 300-399 yards ..... 300, vs. Liberty, 9/24/05**  
**Passed for 200-299 yards ..... 292, at URI, 9/17/05**  
 Rushed for 400+ yards.....433, vs. Villanova, 10/23/99  
**Rushed for 300-399 yards ..... 335, vs. Liberty, 9/24/05**  
**Rushed for 200-299 yards ..... 267, at VMI, 9/10/05**  
**Rushed/Passed for 200+ yards ..... vs. Liberty, 9/24/05**  
 (335 rush, 300 pass)  
**Had 600+ yds of total offense ..... 635, vs. Liberty, 9/24/05**  
 Had 500-599 yds of total offense..... 500, vs. UD, 12/4/04  
 Had two players rush for 100 yards ..... vs. URI, 10/7/95  
 Had two players with 100+ rec. yds ..... vs. NU, 10/2/04  
**Held opp. under 50 rush yards..... -6, vs. Liberty, 9/24/05**  
 Held opp. under 50 pass yards.....44, vs. URI, 11/9/02  
 Held opp. under 100 yards total off..... 82, at Bucknell, 9/21/96  
 Allowed 600+ yards of total off.....638, at WMU, 9/6/03  
**Allowed 500-599 yards total off ..... 578, at URI, 9/17/05**  
 Was held under 50 rush yards..... 30, at UD, 10/23/04  
 Was held under 50 pass yards.....30, vs. Boston, 9/19/92  
 Was held under 100 yards total offense.....None post 1981  
**Blocked a punt ..... at VMI, 9/10/05**  
 Blocked a field goal .....vs. UR, 40-yard att., 11/20/04  
 Returned a blocked punt for TD..... at URI, 12 yds, 9/7/96  
 Had a punt blocked .....at Delaware, 10/23/04  
 Had a blocked punt returned for TD .....vs. Villanova, 11/11/00  
 Returned a punt for TD.....at Richmond, 69 yds, 11/22/03  
 Returned a kickoff for TD ..... vs. Hampton, 92 yds, 11/27/04  
**Returned an INT for TD..... at VMI, 57 yds, 9/10/05**  
 Returned a fumble for TD .....at URI, 0 yds, 10/25/03  
 Had a punt returned for TD.....vs. JMU, 70 yds, 10/18/03  
 Had a kickoff returned for TD ..... vs. HU, 93 yds, 11/27/04  
 Had an int. returned for TD .....vs. JMU, 69 yds, 12/10/04  
**Had a fumble returned for TD..... vs. Marshall, 70 yds, 9/1/05**  
 Recorded a safety ..... vs. Villanova, 11/6/04  
 Surrendered a safety .....at Northeastern, 9/20/03  
**Scored a defensive TD ..... at VMI, 9/10/05**  
 Scored a special teams TD.....vs. Hampton, 11/27/04  
 Scored defensive and special teams TD ..... at UR, 11/21/03  
 Won in overtime .....(2 OTs) 44-38 vs. Delaware, 12/4/04  
 Lost in overtime .....31-34, at JMU, 11/16/02

**Bold happened last season.**  
**Bold Italic happened last game.**

## INDIVIDUAL

Passed for 400+ yds .....426, D. Corley vs. NU, 10/28/00  
 Passed for 300-399 yds ..... 315, L. Campbell, vs. JMU, 12/10/04  
**Passed for 200-299 yds..... 226, M. Potts, vs. Liberty, 9/24/05**  
 Passed for 6 TDs .....S. Knight, vs. Maine, 11/6/93  
 Passed for 5 TDs .....None  
 Passed for 4 TDs ..... L. Campbell, vs. Richmond, 11/20/04  
 Passed for 3 TDs ..... L. Campbell, vs. JMU, 12/10/04  
**Passed for 2 TDs..... M. Potts, vs. Liberty, 9/24/05**  
 Completed 30+ att..... 30, L. Campbell, vs. JMU, 12/10/04  
**Completed 20-29 att..... 20, M. Potts, at URI, 9/17/05**  
 QB pass/rush for 100 yds ..... D. Corley, at VU, 11/11/00  
 (247 pass, 107 rush)  
 QB had 2 pass / 2 rush TDs .....L. Campbell, at UNC, 9/4/04  
 (2 pass, 2 rush)  
**QB had pass and rush TDs ..... J. Phillips, vs. Liberty, 9/24/05**  
 (1 pass, 1 rush)  
 Rushed for 200+ yds.....201, A. Porch, at UConn, 10/18/97  
 Rushed for 150-199 yds..... 198, J. Smith, at UNH, 10/19/02  
**Rushed for 100-149 yds ..... 102, E. Brooks vs. LU, 9/24/05**  
 Two players rush for 100 yards ..... vs. URI, 10/7/95  
 (Troy Keen (158) and Derek Fitzgerald (140))  
 Two players with 100+ receiving yds ..... vs. NU, 10/2/04  
 Dominique Thompson (157) and Joe Nicholas (111)  
 Had 30+ carries .....32, J. Smith, at UNH, 10/19/02  
**Had 20-29 carries.....22, E. Brooks, vs. Liberty, 9/24/05**  
 Rushed for 4 TDs ..... Blocker-Bodley, vs. VMI, 10/2/93  
**Rushed for 3 TDs ..... E. Brooks, vs. Liberty, 9/24/05**  
 Rushed for 2 TDs .....J. Smith, vs. Delaware, 12/4/04  
 Had 200+ yds rec .....244, D. Thompson, at UD, 10/23/04  
 Had 150-199 yds rec ..... 185, D. Thompson, vs. UD, 12/4/04  
**Had 100-149 yds rec ..... 110, J. Nicholas, vs. LU, 9/24/05**  
 Had 10+ receptions ..... 11, J. Nicholas, vs. UD, 12/4/04  
 Had 4 TD receptions .....D. Thompson, at UD, 10/23/04  
 Had 3 TD receptions .....R. Musinski, at Delaware, 10/4/03  
 Had 2 TD receptions ..... J. Nicholas, vs. UD, 12/4/04  
**Had TD Rushing/TD Receiving.....E. Brooks, vs. LU, 9/24/05**  
 (3 rushing TD, 1 receiving TD)  
 Ret. a KO for TD .....D. Thompson, 92 yds, vs HU, 11/27/04  
 Ret. a punt for TD .....M. Bobo, 69 yds, at UR, 11/21/03  
 Ret. a blocked punt for TD ..... S. McDermott, at URI, 9/7/96  
 Blocked a FG.....B. Williamson, 39 att., vs. VU, 11/6/04  
**Blocked a punt ..... D. Cox, at VMI, 9/10/05**  
 Ret. a fumble for TD .....A. O'Connor, 0 yds, at URI, 10/25/03  
**Had 2+ interceptions.....2, J. Shaw, at URI, 9/17/05**  
**Ret. an INT for TD ..... S. Cason, 57 yds, at VMI, 9/10/05**  
 Made 4 FGs .....B. Sterba, vs. NU, 10/28/01  
**Made 3 FGs ..... G. Kuehn, at URI, 9/17/05**  
**Kicked a 50+ FG ..... 50, G. Kuehn, at URI, 9/17/05**  
**Kicked a 40-49 FG ..... 47, G. Kuehn, vs. Marshall, 9/1/05**  
 2-point run ..... L. Campbell, vs. JMU, 12/10/04  
 2-point reception .....J. Nicholas, vs. NU, 10/2/04

**Bold happened this season.**  
**Bold italic happened last game.**

# WILLIAM AND MARY SINGLE-GAME HIGHS

## INDIVIDUAL GAME HIGHS

Pass Attempts: ..... 30, M. Potts vs. Marshall, 9/1  
 Pass Completions: ..... 20, M. Potts vs. URI, 9/17  
**Passing Yards: ..... 226, M. Potts vs. LU, 9/24**  
**Passing TDs: ..... 2, M. Potts vs. Marshall, Sept. 1; vs. Liberty, 9/24**  
 Rushing Attempts: ..... 28, E. Brooks vs. Marshall, 9/1  
 Rushing Yards: ..... 149, E. Brooks vs. Marshall, 9/1  
**Rushing TDs: ..... 3, E. Brooks vs. LU 9/24**  
**Receptions: ..... 8, J. Nicholas vs. LU 9/24**  
**Receiving Yards: ..... 110, J. Nicholas vs. LU, 9/24**  
**Receiving TDs: ..... 1, seven times, last - E. Mack vs. LU, 9/24**  
**Total Offensive Yards: ..... 223, M. Potts vs. LU, 9/24**  
 All-Purpose Yards: ..... 176, E. Brooks vs. Marshall, 9/1  
**Total Points: ..... 24, E. Brooks vs. LU, 9/24**  
 Points Kicking: ..... 11, G. Kuehn vs. URI, Sept. 17; Kuehn vs. VMI, 9/10  
**Points Rushing: ..... 18, E. Brooks vs. LU, 9/24**  
**Points Receiving: ..... 6, eight times, last - E. Mack vs. LU, 9/24**  
 Field Goals Made: ..... 3, G. Kuehn vs. URI, 9/17  
 Field Goals Attempted: ..... 3, G. Kuehn vs. URI, 9/17  
**PATs Attempted: ..... 8, G. Kuehn vs. LU, 9/24**  
**PATs Made: ..... 8, G. Kuehn vs. LU, 9/24**  
 Punts: ..... 6, B. Pritchard vs. URI, 9/17  
 Punting Yards: ..... 230, B. Pritchard vs. URI, 9/17  
 Punting Average: ..... 40.0, B. Pritchard vs. Marshall, 9/1  
**Punt Returns: ..... 3, two times, last- J. Lustig vs. LU, 9/24**  
 Punt Return Yards: ..... 37, J. Lustig vs. VMI, 9/10  
 Kickoff Returns: ..... 3, S. Cason vs. URI, 9/17  
 Kickoff Return Yards: ..... 77, S. Cason vs. URI, 9/17  
 Kickoff Return Avg: ..... 25.6, S. Cason vs. URI, 9/17  
 Interceptions: ..... 2, two times, last- J. Shaw vs. URI, 9/17  
 Interception Yards: ..... 57, S. Cason vs. VMI, 9/10  
 Tackles: ..... 16, J. Rutter vs. Marshall, 9/1  
 Solo Tackles: ..... 6, J. Rutter vs. URI, 9/17  
**Tackles for loss: ..... 2.0, R. Nickell vs. LU, 9/24**  
**Sacks: ..... 1.5, two times, last - J. Watson vs. LU, 9/24**  
**Pass Breakups: ..... 2, T. Reyher vs. LU, 9/24**

Bold - Happened Last Game

## TEAM GAME HIGHS

Pass Attempts: ..... 37 vs. URI, Sept. 17  
 Pass Completions: ..... 26 vs. URI, Sept. 17  
**Passing Yards: ..... 300 vs. LU, Sept. 24**  
**Passing TDs: ..... 3 vs. LU, Sept. 24**  
**Yards Per Completion: ..... 13.7 vs. LU, Sept. 24**  
**Rushing Attempts: ..... 64 vs. LU, Sept. 24**  
**Rushing Yards: ..... 300 vs. LU, Sept. 24**  
**Rushing TDs: ..... 5 vs. LU, Sept. 24**  
 Yards Per Rush: ..... 7.9 vs. URI, Sept. 17  
**Total Yards: ..... 635 vs. LU, Sept. 24**  
**Points Scored: ..... 56 vs. LU, Sept. 24**  
**TDs Scored: ..... 8 vs. LU, Sept. 24**  
**Total Plays: ..... 92 vs. LU, Sept. 24**  
 Field Goals Made: ..... 3 vs. URI, Sept. 17  
 Field Goals Attempted: ..... 3 vs. URI, Sept. 17  
**PATs Attempted: ..... 8 vs. LU, Sept. 24**  
**PATs Made: ..... 8 vs. LU, Sept. 24**  
 Punts: ..... 6 vs. Marshall, Sept. 1  
 Punting Yards: ..... 230 vs. URI, Sept. 17  
 Punting Average: ..... 38.3 vs. URI, Sept. 17  
**Punt Returns: ..... 3 vs. LU, Sept. 24**  
 Punt Return Yards: ..... 37, vs. VMI, Sept. 10  
 Kickoff Returns: ..... 8 vs. URI, Sept. 17  
 Kickoff Return Yards: ..... 167 vs. URI, Sept. 17  
 Kickoff Return Average: ..... 25.0 vs. Marshall, Sept. 1  
 Interceptions: ..... 3 vs. URI, Sept. 17  
 Interception Yards: ..... 57 vs. VMI, Sept. 10  
 Forced Fumbles: ..... 2 vs. URI, Sept. 17  
 Fumble Return Yards: ..... 0  
 Forced Turnovers: ..... 3 vs. URI, Sept. 17  
 Turnovers: ..... 3 vs. Marshall, Sept. 1  
**Sacks: ..... 4 vs. LU, Sept. 24**  
**First Downs: ..... 35 vs. LU, Sept. 24**  
**Third Down Conv. %: ..... 77.8% vs. LU, Sept. 24**  
**Fourth Down Conversion %: ..... 100% vs. LU, Sept. 24**  
 Penalties: ..... 7 vs. VMI, Sept. 10  
 Penalty Yards: ..... 55 vs. VMI, Sept. 10  
**Possession Time: ..... 40:57 vs. LU, Sept. 24**

Bold - Happened Last Game

# 2005 TRIBE STATISTICAL LEADERS

Opponent	Pass Att.	Pass Yards	Rushes	Rush Yds	Receptions	Rec. Yds.	Tackles	TFLs	Sacks
at MU	30, Potts	164, Potts	28, Brooks	149, Brooks	4, Lustig	64, Bratton	16, Rutter	1.0, Wright, Watson	1.0, Watson
at VMI	21, Phillips	202, Phillips	18, Brooks	94, Brooks	7, Nicholas	107, Nicholas	9, Rutter	1.5, Watson, O'Connor	1.5, Watson
at URI	30, Potts	211, Potts	18, Brooks	110, Brooks	4, four players	76, Nicholas	9, Rutter	1.5, Wright	none
LU	25, Potts	226, Potts	22, Brooks	102, Brooks	8, Nicholas	110, Nicholas	7, Rutter	2.0, Nickell	1.5, Watson
UNH									
at NU									
TU									
at VU									
JMU									
UD									
at UR									

# 2005 OPPONENT SINGLE-GAME HIGHS

## INDIVIDUAL GAME HIGHS

Pass Attempts:	27, J. Wilson (VMI), 9/10
Pass Completions:	17, J. Wilson (VMI), 9/10
Passing Yards:	215, B. Morris (Marshall), 9/1
Passing TDs:	3, B. Morris (Marshall), 9/1
Rushing Attempts:	20, S. Mizzer (VMI), 9/10
Rushing Yards:	144, J. Casey (URI), 9/17
Rushing TDs:	3, J. Davis (URI), 9/17
Receptions:	7, W. Hargrove (Marshall), 9/1
Receiving Yards:	125, W. Hargrove (Marshall), 9/1
Receiving TDs:	1, 6 players, last - K. Edwards (URI), 9/17
Total Offensive Yards:	268, J. Davis (URI), 9/17
All Purpose Yards:	164, J. Casey (URI), 9/17
Total Points:	18, J. Davis (URI), 9/17
Points Kicking:	6, C. Gallagher (URI), 9/17; I. O'Connor (MU), 9/1
Points Rushing:	18, J. Davis (URI), 9/17
Points Receiving:	6, 6 players, last - K. Edwards (URI), 9/17
Field Goals Made:	1, I. O'Connor (Marshall), 9/1
Field Goals Attempted:	2, I. O'Connor (Marshall), 9/1
PATs Attempted:	7, C. Gallagher (URI), 9/17
PATs Made:	6, C. Gallagher (URI), 9/17
<b>Punts:</b>	<b>8, N. Crouch (Liberty), 9/24</b>
<b>Punting Yards:</b>	<b>325, N. Crouch (Liberty), 9/24</b>
Punting Average:	51.0, B. Giannecchini (URI), 9/17
Punt Returns:	3, C. Small (Marshall), 9/1
Punt Return Yards:	32, R. Chance (URI), 9/17
<b>Kickoff Returns:</b>	<b>4, J. Jones (URI), 9/17; C. Green (LU), 9/24</b>
<b>Kickoff Return Yards:</b>	<b>99, C. Green (LU), 9/24</b>
Kickoff Return Average:	25.3, T. Green (VMI), 9/10
Interceptions:	1, W. Smith (MU), 9/1; T. Green (VMI), 9/10
Interception Yards:	0
Tackles:	14, K. Hull (VMI), 9/10
Solo Tackles:	7, 2 players, last- M. Farley (URI), 9/17
Tackles for loss:	3.0, S. Marrella (URI), 9/17
Sacks:	2.0, S. Marrella, M. Bland (URI), 9/17
Pass Breakups:	2, V. Gray (URI), 9/17

Bold - Happened Last Game

## TEAM GAME HIGHS

Pass Attempts:	40, Marshall, 9/1
Pass Completions:	26, Marshall, 9/1
Passing Yards:	313, Marshall, 9/1
Passing TDs:	3, Marshall, 9/1
Yards Per Completion:	27.1, URI, 9/17
Rushing Attempts:	57, URI, 9/17
Rushing Yards:	361, URI, 9/17
Rushing TDs:	5, URI, 9/17
Yards Per Rush:	6.3, URI, 9/17
Total Yards:	578, URI, 9/17
Points Scored:	48, URI, 9/17
Touchdowns Scored:	7, URI, 9/17
Total Plays:	74, URI, 9/17
Field Goals Made:	1, Marshall, 9/1
Field Goals Attempted:	2, Marshall, 9/1
PATs Attempted:	7, URI, 9/17
PATs Made:	6, URI, 9/17
<b>Punts:</b>	<b>8, Liberty, 9/24</b>
<b>Punting Yards:</b>	<b>325, Liberty, 9/24</b>
Punting Average:	42.0, URI, 9/17
Punt Returns:	5, Marshall, 9/1
Punt Return Yards:	52, Marshall, 9/1
<b>Kickoff Returns:</b>	<b>6, Liberty, 9/24</b>
<b>Kickoff Return Yards:</b>	<b>127, Liberty, 9/24</b>
Kickoff Return Average:	23.4, VMI, 9/10
Interceptions:	1, Marshall, 9/1; VMI, 9/10
Interception Yards:	0
Forced Fumbles:	4, Marshall, 9/1
Fumble Return Yards:	75, Marshall, 9/1
Forced Turnovers:	3, Marshall, 9/1
Turnovers:	3, URI, 9/17
Sacks:	5, URI, 9/17
First Downs:	25, URI, 9/17
Third Down Conversion %:	62%, URI, 9/17
Fourth Down Conversion %:	100%, URI, 9/17
<b>Penalties:</b>	<b>2, Liberty, 9/17</b>
Penalty Yards:	15, URI, 9/17
Possession Time:	29:58, VMI, 9/10

Bold - Happened Last Game

## W&M LONGEST PLAYS OF THE SEASON

<b>Rush:</b>	<b>29, J. Marianacci vs. LU, Sept. 24</b>
Rushing TD:	6, E. Brooks at VMI, Sept. 10
Pass:	49, M. Potts to J. Nicholas at URI, Sept. 17
Passing TD:	49, M. Potts to J. Nicholas at URI, Sept. 17
<b>Punt Return:</b>	<b>21, J. Lustig vs. LU, Sept. 24</b>
Kickoff Ret:	35, S. Cason at URI, Sept. 17
	35, J. Lustig at Marshall, Sept. 1
INT Return:	57, S. Cason at VMI, Sept. 10
Punt:	47, B. Pritchard at URI, Sept. 17
Field Goal:	50 yds, G. Kuehn at URI, Sept. 17
Drive:	96 yds, 9 plays, 4:02, TD, at URI, Sept. 17

Bold - Happened Last Game

## OPPONENT LONGEST PLAYS OF THE SEASON

Rush:	30, C. Hollingsworth (VMI), Sept. 10
Rushing TD:	21 yds, J. Casey (URI), Sept. 17
Pass:	66, J. Skinner to W. Hargrove (Marshall), Sept. 1
Passing TD:	52, B. Morris to A. Bradshaw (Marshall), Sept. 1
Punt Return:	25, R. Chance (URI), Sept. 17
Kickoff Return:	53, T. Green (VMI), Sept. 10
INT Return:	0
<b>Punt:</b>	<b>55, N. Crouch (LU), Sept. 24</b>
Field Goal:	28 yds, I. O'Connor (Marshall), Sept. 1
Drive:	87 yds, 7 plays, 1:47, TD, (URI), Sept. 17

Bold - Happened Last Game



# WILLIAM AND MARY SINGLE-GAME RECORDS

## INDIVIDUAL RECORDS

### SCORING

#### Most Points

36, Bill Palese vs. Bridgewater, 1931

#### Most Touchdowns

6, Bill Palese vs. Bridgewater, 1931

#### Most PATs

**8, Greg Kuehn vs. Liberty, 2005**

**8, Greg Kuehn vs. VMI, 2002**

8, Terry Regan vs. Davidson, 1972

#### Most Field Goals

4, Chris Dawson vs. Lehigh, 1992

4, Brian Shallcross vs. VU, 1995

4, Brett Sterba vs. Northeastern, 2000

### TOTAL OFFENSE

#### Most Yards

454, David Corley vs. Northeastern, 2000

### RUSHING

#### Rush Attempts

37, Wes Meeteer vs. Davidson, 1969

37, Troy Keen vs. Northeastern, 1994

37, Derek Fitzgerald vs. Penn, 1995

#### Rushing Yards

257, Phil Mosser vs. Ohio Wesl., 1970

### PASSING

#### Pass Attempts

53, Lang Campbell vs. UD, 2004

52, Mike Cook vs. UNH, 1998

#### Completions

35, Dave Murphy vs. Rutgers, 1983

#### Passing Yards

426, David Corley vs. Northeastern, 2000

#### Touchdown Passes

6, Shawn Knight vs. Maine, 1993

### RECEIVING

#### Receptions

13, Rich Musinski vs. URI, 2003

13, Glen Bodnar vs. Colgate, 1984

#### Receiving Yards

244, Dominique Thompson at UD, 2004

240, Dave Conklin vs. VMI, 1997

#### TD Receptions

4, Dominique Thompson at UD, 2004

4, Vito Ragazzo vs. WFU, 1949

4, Corey Ludwig vs. Maine, 1993

### SACKS

3.5, Luke Cullinane vs. VU, 1996

### INTERCEPTIONS

4, Jack Bruce vs. Richmond, 1947

## INDIVIDUAL LONG PLAYS

#### Rush from scrimmage

95 yds, John Truehart vs. Elon, 1934

#### Pass Completion

87 yds, Lang Campbell to Dominique Thompson at Delaware, 2004

87 yds, Dan Henning to Tom Scott vs. Navy, 1961

#### Punt

77 yds, Russell Brown, 1972

77 yds, Joe Agee, 1975

77 yds, Jack Freeman, 1942

#### Punt Return

101 yds, Dale Worrall vs. Bridgewater, 1932

#### Kickoff Return

100 yds, Dick Pawlewicz vs. UVA, 1974

#### Run With Fumble

91 yds, Meb Davis vs. Columbia, 1926

#### Run with Interception

93 yds, Marvin Graham vs. Virginia Tech, 1946

#### Field Goal

53 yds, Steve Christie vs. ETSU, 1987

53 yds, Steve Christie vs. UVA, 1988

53 yds, Brett Sterba vs. Delaware, 2000

## TEAM RECORDS

#### Most Points Scored

95, vs. Bridgewater, 1931

#### Most Points Allowed

93, by Delaware, 1915

#### Most Yards Gained

681, vs. Richmond, 1991

#### Most Plays

100, vs. Virginia Tech, 1971

#### Rushing Yards

453, vs. Ohio Wesleyan, 1970

433, vs. Villanova, 1993

419, vs. Delaware, 1973

417, vs. Richmond, 1974

413, vs. VMI, 1993

#### Pass Attempts

55, vs. Virginia Tech, 1971

#### Pass Completions

35, vs. Rutgers, 1983

#### Passing Yards

498, vs. VMI, 1997

426, vs. Northeastern, 2000

414, vs. Miami (Ohio), 1982

412, vs. JMU, 1985

403, vs. East Carolina, 1981

#### First Downs

36, vs. VMI, 1991

36, vs. VMI, 1993

**35, vs. Liberty, 2005**

#### Most Interceptions

6, vs. Wake Forest, 1947

#### Best Defense Against the Run

-39 yds, vs. Colgate, 1988

-39 yds, vs. Villanova, 1996

-11 yds, Quantico, 1967

**-6 yds, vs. Liberty, 2005**

-6 yds, vs. Villanova, 1993

#### Best Defense Against the Pass

9 yds, vs. UMass, 1995

9 yds, vs. East Carolina, 1980

9 yds, vs. Appalachian State, 1976

10 yds, vs. Furman, 1999

11 yds, vs. VMI, 1993

#### Active players in bold.

# WILLIAM AND MARY ALL-TIME OFFENSIVE PERFORMANCES

## TOP PASSING PERFORMANCES

- 426, Dave Corley vs. NU, 10/28/00
- 406, Stan Yagiello vs. JMU, 9/28/85
- 401, David Murphy at Marshall, 11/5/83
- 399, Chris Garrity at ECU, 11/14/81
- 385, Greg DeGennaro at Bucknell, 9/20/86
- 383, Kenny Lambiotte vs. Colgate, 9/6/86
- 381, Mike Cook at N. Iowa, 12/7/96\*
- 378, L. Campbell vs. NU, 10/2/04
- 373, M. Cook vs. UNH, 10/24/98
- 368, L. Campbell at LU, 10/9/04
- 360, D. Murphy vs. Rutgers, 10/22/83
- 355, L. Campbell at Delaware, 10/23/04
- 352, M. Cook at Ga. Southern, 9/6/97
- 346, D. Corley vs. VMI, 9/14/02
- 345, Chris Hakel vs. Delaware, 9/14/91  
345, S. Yagiello vs. Norfolk St., 9/14/85
- 342, L. Campbell vs. Delaware, 12/4/04\*
- 339, M. Cook vs. Hampton, 10/31/98
- 329, C. Garrity vs. Richmond, 11/21/81
- 326, D. Corley vs. Delaware, 9/28/02

## TOP RUSHING PERFORMANCES

- 257, Phil Mosser at Ohio Wes., 10/3/70
- 219, Derek Fitzgerald vs. Penn., 10/14/95
- 201, Alvin Porch at UConn., 10/18/97
- 198, Jon Smith at UNH, 10/19/02
- 189, D. Fitzgerald at NU, 9/16/95  
189, D. Fitzgerald vs. Villanova, 10/23/93
- 186, A. Porch vs. Boston, 9/27/97
- 183, A. Porch vs. Delaware, 11/2/96
- 181, Robert Green at Navy, 9/21/91
- 180, R. Green at Citadel, 9/8/90
- 177, Tyrone Shelton vs. ETSU, 11/4/89  
177, Hameen Ali vs. Delaware, 10/10/98
- 173, A. Porch vs. Richmond, 11/15/97
- 172, Bill Bowman vs. WFU, 9/19/53
- 171, Jim Kruis vs. Navy, 10/16/76
- 170, Troy Keen at Furman, 9/17/94
- 165, R. Green vs. VMI, 10/13/90
- 164, T. Shelton at Furman, 11/3/90  
164, Keith Fimian vs. Virginia, 9/18/76
- 159, A. Porch vs. JMU, 10/11/97

## TOP RECEIVING PERFORMANCES

- 244, Dom. Thompson at UD, 10/23/04
- 240, David Conklin at VMI, 9/13/97
- 226, Mike Sutton at Marshall, 11/5/83
- 221, Dom. Thompson at LU, 10/9/04
- 211, Kurt Wrigley vs. UR, 11/21/81
- 198, Ron Gilliam vs. JMU, 9/28/85
- 195, Chris Rosier at UConn., 10/18/97
- 194, Rich Musinski vs. Delaware, 9/28/02
- 191, R. Musinski at URI, 10/25/03
- 185, D. Thompson vs. UD, 12/4/04\*
- 184, C. Rosier at URI, 10/7/00
- 183, Glenn Bodnar at Colgate, 11/10/84
- 182, Dave Szydluk vs. JMU, 9/28/85
- 168, C. Rosier at JMU, 10/28/00
- 164, R. Musinski vs. UNH, 9/29/01
- 162, D. Conklin vs. UConn., 11/14/98
- 161, R. Musinski at UMass, 9/1/01
- 158, Harry Mehre vs. Lehigh, 9/17/88
- 157, Corey Ludwig at Delaware, 9/11/93  
157, Domin. Thompson vs. NU, 10/2/04

## MOST 200-YARD PASSING GAMES

- |     |    |                 |           |
|-----|----|-----------------|-----------|
| 1.  | 31 | David Corley    | 1998-2002 |
| 2.  | 24 | Chris Hakel     | 1987-1991 |
| 3.  | 22 | Mike Cook       | 1994-1998 |
| 4.  | 20 | Stan Yagiello   | 1982-1985 |
| 5.  | 18 | Lang Campbell   | 2001-2004 |
| 6.  | 13 | Shawn Knight    | 1990-1994 |
| 7.  | 7  | Kenny Lambiotte | 1985-1986 |
|     | 7  | David Murphy    | 1981-1983 |
| 9.  | 6  | Craig Argo      | 1986-1989 |
| 10. | 4  | Chris Garrity   | 1979-1981 |

## MOST 100-YARD RUSHING GAMES

- |     |    |                      |              |
|-----|----|----------------------|--------------|
| 1.  | 19 | Derek Fitzgerald     | 1991-1995    |
| 2.  | 15 | Robert Green         | 1988-1991    |
| 3.  | 14 | Alvin Porch          | 1993-1997    |
| 4.  | 11 | Jim Kruis            | 1975-1977    |
| 5.  | 10 | Troy Keen            | 1992-1995    |
| 6.  | 9  | Tyrone Shelton       | 1987-1990    |
| 7.  | 7  | Michael Clemons      | 1983-1986    |
| 8.  | 5  | Jon Smith            | 2001-2004    |
|     | 5  | Hameen Ali, III      | 1996-2000    |
| 10. | 4  | <b>Elijah Brooks</b> | <b>2004-</b> |
|     | 4  | Komlan Lonegran      | 1998-2001    |
| 12. | 3  | <b>Delmus Coley</b>  | <b>2003-</b> |

## MOST 100-YARD RECEIVING GAMES

- |     |    |                     |              |
|-----|----|---------------------|--------------|
| 1.  | 21 | Rich Musinski       | 1999-2003    |
| 2.  | 12 | David Conklin       | 1995-1999    |
| 3.  | 8  | Chris Rosier        | 1996-2000    |
|     | 8  | Mark Compher        | 1987-1990    |
| 5.  | 7  | Josh Whipple        | 1992-1996    |
| 6.  | 6  | Ron Gilliam         | 1983-1985    |
|     | 6  | Corey Ludwig        | 1989-1993    |
|     | 6  | Dominique Thompson  | 2001-2004    |
| 9.  | 5  | Terry Hammons       | 1991-1995    |
|     | 5  | Mike Sutton         | 1981-1983    |
| 11. | 4  | <b>Joe Nicholas</b> | <b>2004-</b> |
|     | 4  | Harry Mehre         | 1985-1988    |
|     | 4  | Jeff Sanders        | 1982-1984    |
|     | 4  | Dave Szydluk        | 1984-1987    |
|     | 4  | Mike Tomlin         | 1990-1994    |
|     | 4  | Kurt Wrigley        | 1980-1982    |

# WILLIAM AND MARY 2005 SEASON PERFORMANCES

### Top Passing Performances

- |    |     |                            |          |
|----|-----|----------------------------|----------|
| 1. | 226 | Mike Potts vs. LU.....     | Sept. 24 |
| 2. | 211 | Mike Potts vs. URI.....    | Sept. 17 |
| 3. | 202 | Jake Phillips vs. VMI..... | Sept. 10 |
| 4. | 164 | Mike Potts vs. MU.....     | Sept. 1  |
| 5. | 84  | Jake Phillips vs. URI..... | Sept. 17 |
| 6. | 74  | Jake Phillips vs. LU.....  | Sept. 24 |
| 7. | 40  | Jake Phillips vs. MU.....  | Sept. 1  |

### 200-yard Passing Games

- |   |               |
|---|---------------|
| 2 | Mike Potts    |
| 1 | Jake Phillips |

### 300-yard Passing Games

### Top Rushing Performances

- |     |     |                              |          |
|-----|-----|------------------------------|----------|
| 1.  | 149 | Elijah Brooks vs. MU.....    | Sept. 1  |
| 2.  | 110 | Elijah Brooks vs. URI.....   | Sept. 17 |
| 3.  | 102 | Elijah Brooks vs. LU.....    | Sept. 24 |
| 4.  | 94  | Elijah Brooks vs. VMI.....   | Sept. 10 |
| 5.  | 85  | Tony Viola vs. LU.....       | Sept. 24 |
| 6.  | 65  | Tony Viola vs. VMI.....      | Sept. 10 |
| 7.  | 53  | Joe Marianacci vs. LU.....   | Sept. 24 |
|     | 53  | Trevor McLaurin vs. VMI..... | Sept. 10 |
| 9.  | 52  | DeBrian Holmes vs. LU.....   | Sept. 24 |
| 10. | 27  | DeBrian Holmes vs. VMI.....  | Sept. 10 |

### 100-yard Rushing Games

- |   |               |
|---|---------------|
| 3 | Elijah Brooks |
|---|---------------|

### Top Receiving Performances

- |     |     |                            |          |
|-----|-----|----------------------------|----------|
| 1.  | 110 | Joe Nicholas vs. LU.....   | Sept. 24 |
| 2.  | 107 | Joe Nicholas vs. VMI.....  | Sept. 10 |
| 3.  | 76  | Joe Nicholas vs. URI.....  | Sept. 17 |
| 4.  | 64  | Adam Bratton vs. MU.....   | Sept. 1  |
| 5.  | 51  | Adam Bratton vs. URI.....  | Sept. 17 |
| 6.  | 49  | D.J. McAulay vs. LU.....   | Sept. 24 |
|     | 49  | Elliott Mack vs. URI.....  | Sept. 17 |
| 8.  | 44  | Josh Lustig vs. MU.....    | Sept. 1  |
| 9.  | 43  | Elijah Brooks vs. LU.....  | Sept. 24 |
| 10. | 34  | Elliott Mack vs. LU.....   | Sept. 24 |
|     | 34  | Elijah Brooks vs. URI..... | Sept. 17 |

### 100-yard Receiving Games

- |   |              |
|---|--------------|
| 1 | Joe Nicholas |
|---|--------------|

# TRIBE 2005 SCORING DRIVES CHART

Opponent	Obtained	Plays	Yards	TOP	Result	Quarter	Play
Marshall	Kickoff	5	42	1:05	FG	First	Kuehn 47-yard field goal
Marshall	Interception	6	27	2:58	TD	Second	Otey fumble recovery in the end zone
Marshall	Kickoff	12	80	4:31	TD	Third	Potts 19-yard pass to Brooks
Marshall	Punt	11	62	5:40	TD	Third	Potts 18-yard pass to Viola
VMI	Kickoff	14	87	5:55	TD	First	Phillips 1-yard run
VMI	Punt	8	58	3:27	FG	Second	Kuehn 26-yard field goal
VMI	Interception	0	0	0:00	TD	Second	Cason 57-yard INT return
VMI	Punt	6	51	1:13	FG	Second	Kuehn 39-yard field goal
VMI	Punt	4	44	0:47	TD	Third	Brooks 6-yard run
VMI	Punt	10	55	4:05	TD	Fourth	Phillips 19-yard pass to Holmes
VMI	Downs	10	63	5:11	TD	Fourth	McLaurin 1-yard run
Rhode Island	Interception	5	44	0:49	TD	First	Brooks 2-yard run
Rhode Island	Punt	8	96	4:02	TD	First	Nicholas 49-pass from Potts
Rhode Island	Kickoff	7	26	3:12	FG	Second	Kuehn 50-yard field goal
Rhode Island	Interception	8	64	1:18	FG	Second	Kuehn 35-yard field goal
Rhode Island	Kickoff	8	43	4:10	FG	Third	Kuehn 31-yard field goal
Rhode Island	Kickoff	5	64	2:02	TD	Fourth	Mack 31-yard pass from Phillips
Liberty	Punt	10	69	4:03	TD	First	Brooks 1-yard run
Liberty	Punt	12	72	5:58	TD	Second	Trinkle 2-yard pass from Potts
Liberty	Downs	7	69	3:41	TD	Second	Brooks 1-yard run
Liberty	Interception	3	55	0:52	TD	Second	Brooks 14-yard pass from Potts
Liberty	Kickoff	15	80	7:54	TD	Third	Brooks 1-yard run
Liberty	Punt	10	84	3:10	TD	Fourth	Phillips 5-yard run
Liberty	Punt	5	58	2:16	TD	Fourth	Mack 34-yard pass from Phillips
Liberty	Punt	9	57	4:40	TD	Fourth	C.Taylor 4-yard run

# TRIBE FOOTBALL HONOR ROLL

## 2005 SEASON

A10 Defensive Player of the Week  
Stephen Cason                      Sept. 10

A10 Rookie of the Week  
Jake Phillips                      Sept. 10

## 2005 PRESEASON

### Preseason All-Atlantic 10

Cody Morris, OL  
Greg Kuehn, PK  
Stephen Cason, DB  
Adam O'Connor, DE

### Preseason All-America

Greg Kuehn - Second Team Offense  
*Sports Network*

Cody Morris - Third Team Offense  
*I-AA.org*

### Preseason Team Rankings

*Sports Network* - No. 9  
*I-AA.org* - No. 12  
Sagarin - No. 7 in I-AA, No. 95 overall  
Don Hansen - No. 9



*Senior center Pat Mulloy has been at the heart of a Tribe offense that is averaging better than 460 yards and 37 points a contest through the first four game of 2005.*

## TRIBE IN THE RED-ZONE

Opponent	WM In Red Zone	WM TDs	WM FGs	WM FGs Missed	WM No Score	WM RZ Score %
Marshall	4	3	0	0	1	.750
VMI	5	4	1	0	0	100.0
Rhode Island	3	1	2	0	0	100.0
Liberty	8	7	0	0	1	.875
New Hampshire						
Northeastern						
Towson						
Villanova						
James Madison						
Delaware						
Richmond						
<b>SEASON</b>	<b>20</b>	<b>15</b>	<b>3</b>	<b>0</b>	<b>2</b>	<b>.900</b>

### OPPONENTS IN THE RED-ZONE

Opponent	Opp. In Red Zone	Opp. TDs	Opp. FGs	Opp. FGs Missed	Opp. No Score	Opp. RZ Score %
Marshall	3	2	1	0	0	100.0
VMI	1	1	0	0	0	100.0
Rhode Island	4	4	0	0	0	100.0
Liberty	0	0	0	0	0	.000
New Hampshire						
Northeastern						
Towson						
Villanova						
James Madison						
Delaware						
Richmond						
<b>SEASON</b>	<b>8</b>	<b>7</b>	<b>1</b>	<b>0</b>	<b>0</b>	<b>100.0</b>

# WILLIAM AND MARY GAME-BY-GAME - 2005

## MU 36, #9 W&M 24

HUNTINGTON, WV (9/1/05) -- Junior tailback Elijah Brooks ran for a career-high 149 yards, but Marshall used a game-breaking 70-yard fumble return for a touchdown late in the third quarter to rally for a 36-24 victory over William and Mary at Edwards Stadium.

The Tribe led 24-23 after a pair of touchdown tosses from sophomore quarterback Mike Potts, who was making his first-career start, in the third period and was on the move again deep in MU territory, when Herd linebacker Matt Coach picked up a Potts fumble and raced 70 yards for a touchdown.

After W&M's next drive stalled, the Herd put it away with an 11-play, 84-yard drive capped by Bernie Morris' third touchdown pass of the contest, a 12-yard hook-up with Hiram Moore.

Brooks gained 149 yards on 28 carries, surpassing his previous career mark of 120 set last season at Towson and hauled in a 19-yard scoring reception from Potts that pulled W&M with 23-17 at the 10:29 mark of the third.

After junior linebacker Ryan Nickell recovered a fumble at the Herd 30-yard line that was forced by senior defensive end Jonas Watson, Potts connected with redshirt freshman Tony Viola for an 18-yard touchdown pass, the first of Viola's career, to give W&M its first lead of the game.

Redshirt freshman linebacker Josh Rutter, in his first career start, paced the defense with 16 total tackles, while classmate Kevin Allen recorded the first interception of his career in the first half.

	1	2	3	4	Final
William and Mary	3	7	14	0	24
Marshall	10	13	6	7	36

### Scoring Summary

Qtr	Team	Score	Time
1st	MU	FG O'Connor 28	13:37
	W&M	FG Kuehn 47	12:27
	MU	Bradshaw 5 run (O'Connor kick)	5:38
2nd	W&M	Otey 0 FR (Kuehn kick)	7:30
	MU	Bradshaw 52 pass from Morris (O'Connor kick)	5:38
	MU	Lauzon 25 pass from Morris (O'Connor kick)	1:32
3rd	W&M	Brooks 19 pass from Potts (Kuehn kick)	10:29
	W&M	Viola 18 pass from Potts (Kuehn kick)	3:03
	MU	Couch 70 fumble return (pass failed)	1:08
4th	MU	Moore 12 pass from Morris (O'Connor kick)	9:46

	W&M	MU
First Downs	21	24
Rushes - Yards	37-155	30-103
Att-Cmp-Int	35-181-1	40-26-1
Pass Yards	204	313
Total Offense	359	416
Total Plays	72	70
Fumbles - Lost	4-2	1-1
3rd Down Conv.	6-13	3-11
Penalties - Yards	4-18	1-5
Sacks by - Yards	1-2	2-11
Time of Possession	30:18	29:42

### Rushing

W&M: Brooks 28-149, McLaurin 2-11, Phillips 1-6, Viola 1-3, McAulay 1--4, Potts 4--14, Otey 0-0 (TD).

MU: Bradshaw 15-72 (TD), Morris 7-23, Small 5-9, Morris 1-6.

### Passing

W&M: Potts 30-16-1 164 (2 TD), Phillips 5-2-0 40.

MU: Morris 23-15-1 215 (3 TD), Skinner 17-11 98.

### Receiving

W&M: Lustig 4-44, Bratton 3-64, Brooks 3-27 (TD), Trinkle 3-12, Marianacci 2-27, Taylor 2-12, Viola 1-18 (TD).

MU: Hargrove 7-125, Bradshaw 6-73 (TD), Moore 5-56 (TD), Lauzon 5-55 (TD), Morris 1-12, Mullins 1-2, Skinner 1--10.

### Defense

W&M: Rutter 16 (4 solo, .5 TFL), Shaw 10 (.5 TFL), Nickell 7 (FR), O'Neill 7, Miller 7, Wright 5 (TFL), Watson 1 (Sack, FF)

Attendance: 25,102

## #11 W&M 41, VMI 7

LEXINGTON, VA (9/10/05) -- Redshirt freshman quarterback Jake Phillips threw for 202 yards and a touchdown and 11th-ranked William and Mary piled up 469 yards of total offense to down VMI, 41-7, in the 83rd all-time meeting between the state schools.

In his first-career start, Phillips completed 17 of 21 pass attempts and hit redshirt freshman tailback DeBrian Holmes for a 19-yard scoring play in the fourth quarter.

On the mark from the start, Phillips connected on all three of his throws for 33 yards on the Tribe's opening series, leading W&M on an 87-yard march that was capped by Phillips' 1-yard sneak on fourth-and-goal from the 1 to put W&M up 7-0.

Senior corner Stephen Cason pushed the lead to 17-0 in the second with a 57-yard interception return for a touchdown, his second pick of the contest.

After VMI trimmed the advantage to 17-7, senior place-kicker Greg Kuehn nailed a 39-yard field goal as time expired in the first half to give the Tribe a 20-7 advantage at the break. It was Kuehn's second field goal of the game, bringing his career total to 49, which ranks second on the W&M career list and the Atlantic 10 career list.

Junior running back Elijah Brooks led the Tribe ground game for the second-straight week with 94 yards on 18 carries, including a third-quarter 6-yard touchdown scamper that increased the lead to 27-7. Classmate Trevor McLaurin completed the Tribe's scoring with a 1-yard touchdown run with 2:12 remaining.

	1	2	3	4	Final
William and Mary	7	13	7	14	41
VMI	0	7	0	0	7

### Scoring Summary

Qtr	Team	Score	Time
1st	W&M	Phillips 1 run (Kuehn kick)	9:05
2nd	W&M	FG Kuehn 26	10:41
	W&M	Cason 57 interception return (Kuehn kick)	7:14
	VMI	Ludden 18 pass from Wilson (Way kick)	4:31
	W&M	FG Kuehn 39	0:00
3rd	W&M	Brooks 6 run (Kuehn kick)	3:42
4th	W&M	Holmes 19 pass from Phillips (Kuehn kick)	11:15
	W&M	McLaurin 1 run (Kuehn kick)	2:12

	W&M	VMI
First Downs	25	17
Rushes - Yards	46-267	37-110
Att-Cmp-Int	21-17-1	30-18-2
Pass Yards	202	170
Total Offense	469	280
Total Plays	67	67
Fumbles - Lost	2-1	0-0
3rd Down Conv.	5-10	7-14
Penalties - Yards	7-55	1-5
Sacks by - Yards	3-18	0-0
Time of Possession	30:02	29:58

### Rushing

W&M: Brooks 18-94 (TD), Viola 10-65, McLaurin 7-53 (TD), Holmes 6-27, Phillips 4-19 (TD), Marianacci 1-9.

VMI: Mizzer 20-68, Hollingsworth 4-37, Jackson 6-21, Maleski 1-2, Wilson 6--18.

### Passing

W&M: Phillips 21-17-1 202 (TD).

VMI: Wilson 27-17-2 155 (TD), Allen 3-1-0 15.

### Receiving

W&M: Nicholas 7-107, Holmes 3-28 (TD), Lustig 2-8, Bratton 1-26, Marianacci 1-11, Trinkle 1-10, Taylor 1-7, Brooks 1-5.

VMI: Burden 5-42, Mizzer 3-31, Price 3-23, Gilliland 3-15, Lloyd 2-26, Ludden 1-18 (TD), Fox 1-15.

### Defense

W&M: Rutter 9 (4 solo, TFL), Watson 8 (1.5 sacks), Cason 7 (5 solo, 2 INT, TD), Larkins 7 (TFL), Wheeler 5 (TFL), O'Connor 4 (1.5 TFL, sack), Cox 3 (3 solo, blocked punt)

Attendance: 7,140

## URI 48, #7 W&M 29

KINGSTON, RI (9/17/05) -- Rhode Island senior quarterback Jayson Davis rushed for three touchdowns and passed for two more to lead the Rams to a 48-29 upset of seventh-ranked William and Mary at Meade Stadium.

Davis ran for scores of 13, 10 and 2 yards, and completed 7-of-15 pass attempts for 197 yards, including touchdown passes of 43 and 41 yards to Keith Brown and Kyle Edwards, respectively., as URI piled up 578 yards of total offense.

W&M senior place-kicker Greg Kuehn became the College's all-time leading scorer with 11 points on the afternoon, kicking field goals of 50, 35 and 31 yards added two extra points. Kuehn surpassed Steve Christie's ('90) record of 278 career points and now holds the mark with 289. Kuehn also broke the Atlantic 10 career field goals record of 50, bringing his career total to 52.

Junior running back Elijah Brooks rushed for 110 yards on 18 carries, his second 100-yard rushing game of the season. Brooks became the first Tribe back to have two 100-yard games since Delmus Coley in 2003.

Sophomore quarterback Mike Potts completed 20-of-29 attempts for 208 yards and a touchdown, a 49-yard scoring play to sophomore Joe Nicholas that gave W&M a 14-0 lead in the first quarter.

	1	2	3	4	Final
William and Mary	14	6	3	6	29
Rhode Island	7	14	13	14	48

### Scoring Summary

Qtr	Team	Score	Time
1st	W&M	Brooks 2 run (Kuehn kick)	11:40
	W&M	Nicholas 49 pass from Potts (Kuehn kick)	5:33
	URI	Brown 43 pass from Davis (Gallagher kick)	3:43
2nd	URI	Davis 13 run (Gallagher kick)	14:48
	URI	Davis 10 run (Gallagher kick)	12:03
	W&M	FG Kuehn 50	8:44
	W&M	FG Kuehn 35	1:06
3rd	URI	Casey 21 run (kick blocked)	11:10
	W&M	FG Kuehn 31	6:51
	W&M	Edwards 41 pass from Davis (Gallagher kick)	5:23
4th	URI	Davis 2 run (Gallagher kick)	10:02
	URI	Poole 1 run (Gallagher kick)	3:19
	W&M	Mack 31 pass from Phillips (Kuehn kick)	1:12

	W&M	URI
First Downs	21	25
Rushes - Yards	30-109	57-361
Att-Cmp-Int	38-27-0	17-8-3
Pass Yards	295	217
Total Offense	404	578
Total Plays	68	74
Fumbles - Lost	2-1	2-0
3rd Down Conv.	2-12	8-13
Penalties - Yards	3-35	1-15
Sacks by - Yards	0-0	5-31
Time of Possession	30:10	29:50

### Rushing

W&M: Brooks 18-110 (TD), Holmes 4-22, Phillips 3--4, Potts 5--19.

URI: Casey 14-144 (TD), Davis 17-71 (3 TD), Jones 5-55, Campbell 10-47, Poole 3-38 (TD), Brown 1-5, Roberson 2-2, West 1--1.

### Passing

W&M: Potts 30-21-0 211 (TD), Phillips 8-6-0 84 (TD).

URI: Davis 15-7-2 197 (2 TD), Jones 1-0-1, Giannecchini 1-1-0 20.

### Receiving

W&M: Nicholas 4-76 (TD), Bratton 4-51, Taylor 4-33, Mack 3-49 (TD), Brooks 3-34, Lustig 3-20, Trinkle 4-22, Marianacci 1-6, Holmes 1-4.

URI: Poole 3-51, Brown 2-81 (TD), Edwards 1-41 (TD), Bowers 1-24, Casey 1-20.

### Defense

W&M: Rutter 9 (6 solo, TFL), Miller 6, Nickell 5, Shaw 5 (5 solo, 2 INT), Wright 4 (1.5 TFL), Riley 3 (INT), Pendleton 2 (FF, Blk)

Attendance: 3,303

# WILLIAM AND MARY GAME-BY-GAME - 2005

## #16 W&M 56, LU 0

WILLIAMSBURG (9/24/05) -- W&M found the end zone on eight of its 10 possessions and piled up 635 yards of total offense, to Liberty's 145, and shut out the Flames 56-0 at Zable Stadium.

The Tribe held Liberty to a net of minus-6 rushing yards and posted its first shutout since blanking VMI, 34-0, in 2001.

Junior Elijah Brooks paced the W&M ground attack, which rang up 335 rushing yards, with 102 yards on 22 carries, his 100-yard game of the season Brooks scored three rushing touchdowns, all on 1-yard runs, and added another receiving score to become the first Tribe player to score four touchdowns since Dominique Thompson at Delaware in 2004.

In his third career start, sophomore quarterback Mike Potts went for 226 yards and two touchdowns on 19-for-25 passing. Redshirt freshman Jake Phillips spelled Potts in the second half and completed 3-of-3 attempts for 74 yards, including a 34-yard touchdown toss to Elliott Mack. Phillips also ran three times for 16 yards and a score.

Sophomore Joe Nicholas paced the receiving corps with 110 yards on eight catches, his second 100-yard game in three tries. Brooks finished with three catches for 43 yards, while true freshman D.J. McAulay pulled in two balls for 49 yards.

For the fourth consecutive game, redshirt freshman linebacker Josh Rutter led the defense in tackles, recording seven total stops. Junior Ryan Nickell made five total tackles, including 2.0 TFL, and added an interception. Senior defensive end Jonas Watson registered 1.5 sacks and five total stops, while redshirt freshman free safety Kevin Allen picked off his second pass of the season.

	1	2	3	4	Final
Liberty	0	0	0	0	0
William and Mary	7	21	7	21	56

### Scoring Summary

Qtr	Team	Score	Time
1st	W&M	Brooks 1 run (Kuehn kick)	4:18
2nd	W&M	Trinkle 2 pass from Potts (Kuehn kick)	12:16
	W&M	Brooks 1 run (Kuehn kick)	3:24
	W&M	Brooks 14 pass from Potts (Kuehn kick)	1:06
3rd	W&M	Brooks 1 run (Kuehn kick)	7:06
4th	W&M	Phillips 5 run (Kuehn kick)	9:40
	W&M	Mack 34 pass from Phillips (Kuehn kick)	6:59
	W&M	C. Taylor 4 run (Kuehn kick)	1:29

	W&M	LU
First Downs	35	7
Rushes - Yards	64-335	22-(-6)
Att-Cmp-Int	28-22-0	25-10-2
Pass Yards	300	151
Total Offense	635	145
Total Plays	92	47
Fumbles - Lost	1-1	0-0
3rd Down Conv.	14-18	2-12
Penalties - Yards	1-10	2-10
Sacks by - Yards	4-33	0-0
Time of Possession	40:57	19:03

### Rushing

W&M: Brooks 22-102 (3 TD), Viola 12-85, Marianacci 2-53, Holmes 13-52, Coley 6-18, Phillips 3-16 (TD), Potts 3-7, C. Taylor 1-4 (TD).

LU: Hamilton 3-10, Otah 6-9, Smith 2--3, Terrell 4--4, Farrel 7--18.

### Passing

W&M: Potts 25-19-0 226 (2 TD), Phillips 3-3-0 74 (TD).

LU: Farrel 13-7-1 126, Smith 9-2-1 21, Terrell 3-1-0 4.

### Receiving

W&M: Nicholas 8-110, Brooks 3-43 (TD), McAulay 2-49, Lustig 2-19, Trinkle 2-18 (TD), Bratton 2-15, Mack 1-34 (TD), Marianacci 1-6, Holmes 1-6.

LU: Terrell 3-35, Williams 2-60, Turner 2-22, Hamilton 2-8, Jackson 1-26.

### Defense

W&M: Rutter 7 (TFL), Nickell 5 (2 TFL, INT), Watson 5 (1.5 sacks), Cason 3 (.5 sack), Jones 3 (1.0 sack), O'Connor 2 (1 TFL, .5 sack), Griffin 2 (1 TFL), Allen 2 (INT).

Attendance: 11,741

# QUARTERBACK CLUB PLAYERS OF THE WEEK

For the Week of: Oct. 3 - Liberty Game


## OFFENSE



**MATT TRINKLE, JR, TE**

Trinkle caught two passes for 18 yards, including a 2-yard touchdown reception from Mike Potts ... Also had a solid game blocking, as W&M piled up 335 rushing yards.


## DEFENSE



**RYAN NICKELL, JR, LB**

Nickell tallied five total tackles, including three solos and a game-high 2.0 tackles for loss, in the Tribe's shutout of Liberty ... Nickell also recorded an interception, the third of his career, and returned it 28 yards.

## SPECIAL TEAMS



**ZACH STOUT, JR, DB**

Stout recorded one tackle on kick coverage for the Tribe against Liberty.

### Previous Winners:

Marshall - Sept. 1  
Elijah Brooks, JR, RB  
28 car., career-high 149 rush yards, 3 rec., 27 yards, TD

VMI - Sept. 10  
Pat Mulloy, SR, OL  
Tribe offense 469 total yards, 267 rushing.

URI - Sept. 17  
Elijah Brooks, JR, RB  
18 car., 110 yards, TD, 3 rec., 34 yards

Liberty - Sept. 24  
Matt Trinkle, JR, TE  
2 rec., 18 yards, TD

### Previous Winners:

Marshall - Sept. 1  
Richard Riley, SR, DB  
PBU

VMI - Sept. 10  
Stephen Cason, SR, DB  
2 INT, 57-yard INT for TD, 7 total tackles, 5 solos

URI - Sept. 17  
Jon Shaw, SR, SS  
5 solo tackles, 2 interceptions

Liberty - Sept. 24  
Ryan Nickell, JR, LB  
5 TT, 3 solo, 2.0 TFL, INT - 28 yards

### Previous Winners:

Marshall - Spet. 1  
Josh Rutter, RF, LB  
16 TT, 4 solo

VMI - Sept. 10  
Derek Cox, RF, DB  
Blocked punt, 3 solo tackles, PBU

URI - Sept. 17  
Blair Pritchard, JR, P  
6 punts, 230 yards, 38.3 AVG, 47 long, 1 inside 20

Liberty - Sept. 24  
Zach Stout, JR, DB  
1 TT

2005 William and Mary Football  
 William and Mary Overall Team Statistics (as of Oct 03, 2005)  
 All games

TEAM STATISTICS	WM	OPP
SCORING.....	150	91
Points Per Game.....	37.5	22.8
FIRST DOWNS.....	102	73
Rushing.....	53	29
Passing.....	48	39
Penalty.....	1	5
RUSHING YARDAGE.....	866	568
Yards gained rushing.....	938	656
Yards lost rushing.....	72	88
Rushing Attempts.....	177	146
Average Per Rush.....	4.9	3.9
Average Per Game.....	216.5	142.0
TDs Rushing.....	10	6
PASSING YARDAGE.....	1001	851
Att-Comp-Int.....	122-84-2	112-62-8
Average Per Pass.....	8.2	7.6
Average Per Catch.....	11.9	13.7
Average Per Game.....	250.2	212.8
TDs Passing.....	8	6
TOTAL OFFENSE.....	1867	1419
Total Plays.....	299	258
Average Per Play.....	6.2	5.5
Average Per Game.....	466.8	354.8
KICK RETURNS: #-YARDS.....	13-264	19-392
PUNT RETURNS: #-YARDS.....	6-61	8-94
INT RETURNS: #-YARDS.....	8-115	2-0
KICK RETURN AVERAGE.....	20.3	20.6
PUNT RETURN AVERAGE.....	10.2	11.8
INT RETURN AVERAGE.....	14.4	0.0
FUMBLES-LOST.....	9-5	3-1
PENALTIES-YARDS.....	15-118	5-35
Average Per Game.....	29.5	8.8
PUNTS-YARDS.....	14-533	20-749
Average Per Punt.....	38.1	37.5
Net punt average.....	31.4	34.4
TIME OF POSSESSION/GAME.....	32:52	27:08
3RD-DOWN CONVERSIONS.....	27/53	20/50
3rd-Down Pct.....	51%	40%
4TH-DOWN CONVERSIONS.....	3/4	4/7
4th-Down Pct.....	75%	57%
SACKS BY-YARDS.....	8-53	7-42
MISC YARDS.....	0	75
TOUCHDOWNS SCORED.....	19	13
FIELD GOALS-ATTEMPTS.....	6-7	1-2
PAT-ATTEMPTS.....	18-19	10-12
ATTENDANCE.....	11741	35545
Games/Avg Per Game.....	1/11741	3/11848
Neutral Site Games.....		0/0

SCORE BY QUARTERS	1st	2nd	3rd	4th	Total
William and Mary....	31	47	31	41	150
Opponents.....	17	34	19	21	91



2005 William and Mary Football  
 William and Mary Overall Individual Statistics (as of Oct 03, 200  
 All games

RUSHING	GP	Att	Gain	Loss	Net	Avg	TD	Long	Avg/G
Elijah Brooks	4	86	468	13	455	5.3	5	22	113.8
Tony Viola	4	23	155	2	153	6.7	0	26	38.2
DeBrian Holmes	4	23	106	5	101	4.4	0	14	25.2
Trevor McLaurin	4	9	64	0	64	7.1	1	17	16.0
Joe Marianacci	4	3	62	0	62	20.7	0	29	15.5
Jacob Phillips	4	11	50	13	37	3.4	2	13	9.2
Delmus Coley	1	6	18	0	18	3.0	0	5	18.0
Chris Taylor	4	1	4	0	4	4.0	1	4	1.0
Matt Otey	3	0	0	0	0	0.0	1	0	0.0
TEAM	1	2	0	2	-2	-1.0	0	0	-2.0
D.J. McAulay	4	1	0	4	-4	-4.0	0	0	-1.0
Mike Potts	3	12	11	33	-22	-1.8	0	3	-7.3
Total.....	4	177	938	72	866	4.9	10	29	216.5
Opponents.....	4	146	656	88	568	3.9	6	30	142.0

PASSING	GP	Effic	Att-Cmp-Int	Pct	Yds	TD	Lng	Avg/G
Mike Potts	3	142.33	85-56-1	65.9	601	5	49	200.3
Jacob Phillips	4	187.84	37-28-1	75.7	400	3	34	100.0
Total.....	4	156.13	122-84-2	68.9	1001	8	49	250.2
Opponents.....	4	122.57	112-62-8	55.4	851	6	66	212.8

RECEIVING	GP	No.	Yds	Avg	TD	Long	Avg/G
Joe Nicholas	3	19	293	15.4	1	49	97.7
Josh Lustig	4	11	91	8.3	0	13	22.8
Adam Bratton	4	10	156	15.6	0	34	39.0
Elijah Brooks	4	10	109	10.9	2	27	27.2
Matt Trinkle	4	10	62	6.2	1	16	15.5
John Taylor	4	7	52	7.4	0	18	13.0
Joe Marianacci	4	5	50	10.0	0	18	12.5
DeBrian Holmes	4	5	38	7.6	1	19	9.5
Elliott Mack	4	4	83	20.8	2	34	20.8
D.J. McAulay	4	2	49	24.5	0	39	12.2
Tony Viola	4	1	18	18.0	1	18	4.5
Total.....	4	84	1001	11.9	8	49	250.2
Opponents.....	4	62	851	13.7	6	66	212.8

PUNT RETURNS	No.	Yds	Avg	TD	Long
Josh Lustig	6	61	10.2	0	21
Total.....	6	61	10.2	0	21
Opponents.....	8	94	11.8	0	25

INTERCEPTIONS	No.	Yds	Avg	TD	Long
Kevin Allen	2	23	11.5	0	23
Jonathan Shaw	2	12	6.0	0	12
Stephen Cason	2	57	28.5	1	57
Richard Riley	1	-5	-5.0	0	0
Ryan Nickell	1	28	28.0	0	28
Total.....	8	115	14.4	1	57
Opponents.....	2	0	0.0	0	0

KICK RETURNS	No.	Yds	Avg	TD	Long
Stephen Cason	6	125	20.8	0	35
Michael Pigram	2	21	10.5	0	11
Josh Lustig	2	49	24.5	0	35
James Miller	2	63	31.5	0	33
Matt Trinkle	1	6	6.0	0	6
Total.....	13	264	20.3	0	35
Opponents.....	19	392	20.6	0	53

FUMBLE RETURNS	No.	Yds	Avg	TD	Long
Total.....	0	0	0.0	0	0
Opponents.....	2	75	37.5	1	70

2005 William and Mary Football  
 William and Mary Overall Individual Statistics (as of Oct 03, 2005)  
 All games

SCORING	TD	FGs	----- PATs -----					DXP	Saf	Points
			Kick	Rush	Rcv	Pass				
Elijah Brooks	7	0-0	0-0	0-0	0	0-0	0	0	42	
Greg Kuehn	0	6-7	18-19	0-0	0	0-0	0	0	36	
Jacob Phillips	2	0-0	0-0	0-0	0	0-0	0	0	12	
Elliott Mack	2	0-0	0-0	0-0	0	0-0	0	0	12	
Tony Viola	1	0-0	0-0	0-0	0	0-0	0	0	6	
Joe Nicholas	1	0-0	0-0	0-0	0	0-0	0	0	6	
DeBrian Holmes	1	0-0	0-0	0-0	0	0-0	0	0	6	
Matt Trinkle	1	0-0	0-0	0-0	0	0-0	0	0	6	
Matt Otey	1	0-0	0-0	0-0	0	0-0	0	0	6	
Chris.Taylor	1	0-0	0-0	0-0	0	0-0	0	0	6	
Stephen Cason	1	0-0	0-0	0-0	0	0-0	0	0	6	
Trevor McLaurin	1	0-0	0-0	0-0	0	0-0	0	0	6	
Total.....	19	6-7	18-19	0-0	0	0-0	0	0	150	
Opponents.....	13	1-2	10-12	0-0	0	0-1	0	0	91	

TOTAL OFFENSE	G	Plays	Rush	Pass	Total	Avg/G
Mike Potts	3	97	-22	601	579	193.0
Elijah Brooks	4	86	455	0	455	113.8
Jacob Phillips	4	48	37	400	437	109.2
Tony Viola	4	23	153	0	153	38.2
DeBrian Holmes	4	23	101	0	101	25.2
Trevor McLaurin	4	9	64	0	64	16.0
Joe Marianacci	4	3	62	0	62	15.5
Delmus Coley	1	6	18	0	18	18.0
Chris.Taylor	4	1	4	0	4	1.0
TEAM	1	2	-2	0	-2	-2.0
D.J. McAulay	4	1	-4	0	-4	-1.0
Total.....	4	299	866	1001	1867	466.8
Opponents.....	4	258	568	851	1419	354.8

FIELD GOALS	FGM-FGA	Pct	01-19	20-29	30-39	40-49	50-99	Lg	Blk
Greg Kuehn	6-7	85.7	0-0	1-1	3-4	1-1	1-1	51	0

FG SEQUENCE	William and Mary	OPPONENTS
Marshall	(47)	(28),52
VMI	(26),(39)	-
Rhode Island	(51),(35),(31)	-
Liberty	39	-

Numbers in (parentheses) indicate field goal was made.

PUNTING	No.	Yds	Avg	Long	TB	FC	I20	I
Blair Pritchard	12	469	39.1	47	1	1	3	
Corey Davis	2	64	32.0	38	0	0	0	
Total.....	14	533	38.1	47	1	1	3	
Opponents.....	20	749	37.5	60	0	5	6	

KICKOFFS	No.	Yds	Avg	TB	OB
Greg Kuehn	27	1617	59.9	5	2
Total.....	27	1617	59.9	5	2
Opponents.....	18	1017	56.5	4	0

2005 William and Mary Football  
 William and Mary Overall Individual Statistics (as of Oct 03, 200  
 All games

ALL PURPOSE	G	Rush	Rec	PR	KOR	IR	Tot	Avg/G
Elijah Brooks	4	455	109	0	0	0	564	141.0
Joe Nicholas	3	0	293	0	0	0	293	97.7
Josh Lustig	4	0	91	61	49	0	201	50.2
Stephen Cason	4	0	0	0	125	57	182	45.5
Tony Viola	4	153	18	0	0	0	171	42.8
Adam Bratton	4	0	156	0	0	0	156	39.0
DeBrian Holmes	4	101	38	0	0	0	139	34.8
Joe Marianacci	4	62	50	0	0	0	112	28.0
Elliott Mack	4	0	83	0	0	0	83	20.8
Matt Trinkle	4	0	62	0	6	0	68	17.0
Trevor McLaurin	4	64	0	0	0	0	64	16.0
James Miller	4	0	0	0	63	0	63	15.8
John Taylor	4	0	52	0	0	0	52	13.0
D.J. McAulay	4	-4	49	0	0	0	45	11.2
Jacob Phillips	4	37	0	0	0	0	37	9.2
Ryan Nickell	4	0	0	0	0	28	28	7.0
Kevin Allen	4	0	0	0	0	23	23	5.8
Michael Pigram	4	0	0	0	21	0	21	5.2
Delmus Coley	1	18	0	0	0	0	18	18.0
Jonathan Shaw	4	0	0	0	0	12	12	3.0
Chris.Taylor	4	4	0	0	0	0	4	1.0
TEAM	1	-2	0	0	0	0	-2	-2.0
Richard Riley	4	0	0	0	0	-5	-5	-1.2
Mike Potts	3	-22	0	0	0	0	-22	-7.3
Total.....	4	866	1001	61	264	115	2307	576.8
Opponents.....	4	568	851	94	392	0	1905	476.2

2005 William and Mary Football  
 William and Mary Overall Defensive Statistics (as of Oct 03, 2005)  
 All games

DEFENSIVE LEADERS	GP	-----Tackles-----			TFL/Yds	-Sacks-	---Pass Def---			-Fumbles-		Blkd	
		Solo	Ast	Total			No-Yds	Int-Yds	BrUp	QBH	Rcv-Yds	FF	Kick
44 Josh Rutter	4	16	25	41	3.5-3	.	.	.	.	.	.	.	.
35 Jonathan Shaw	4	11	11	22	1.5-7	.	2-12	.	.	.	.	.	.
22 Stephen Cason	4	9	9	18	1.0-9	0.5-8	2-57	2	.	.	.	.	.
55 Ryan Nickell	4	12	6	18	2.5-7	.	1-28	.	.	1-0	.	.	.
21 James Miller	4	5	11	16	1.0-1	.	.	1	.	.	.	.	.
93 Jonas Watson	4	4	12	16	4.0-27	4.0-27	.	.	1	.	1	.	.
94 Josh Wright	4	6	8	14	3.0-14	.	.	.	.	.	.	.	.
39 TJ O'Neill	4	3	11	14	.	.	.	.	.	.	.	.	.
8 Alan Wheeling	4	9	4	13	.	.	.	.	.	.	.	.	.
58 Larry Pendleton	4	3	8	11	.	.	.	.	.	.	1	1	.
77 Bri.Williamson	4	4	7	11	1.0-1	.	.	.	.	.	.	.	.
97 Adam O'Connor	4	4	7	11	2.5-16	1.5-15	.	.	2	.	.	.	.
34 Thad Wheeler	3	5	4	9	0.5-1	.	.	.	.	.	.	.	.
48 Michael Pigram	4	2	6	8	.	.	.	.	.	.	.	.	.
99 Josh Larkins	2	1	6	7	0.5-1	.	.	.	.	.	.	.	.
36 Kevin Allen	4	4	3	7	.	.	2-23	1	.	.	.	.	.
69 Will. Turner	4	4	2	6	.	.	.	.	.	.	.	.	.
37 Derek Cox	4	5	1	6	.	.	.	1	.	.	.	1	.
13 David Page	4	4	2	6	.	.	.	.	.	.	.	.	.
23 Trevor McLaurin	4	4	1	5	.	.	.	.	.	.	.	.	.
57 Brian Neely	4	1	4	5	.	.	.	.	.	.	.	.	.
85 Matt Trinkle	4	2	1	3	.	.	.	.	.	.	.	.	.
6 Brandon Burrow	4	2	1	3	.	.	.	.	.	.	.	.	.
74 Brandon Pugh	3	.	3	3	0.5-1	0.5-1	.	.	.	.	.	.	.
29 Zachary Stout	4	2	1	3	.	.	.	.	.	.	.	.	.
92 Ryan Jones	1	.	3	3	1.0-1	1.0-1	.	.	.	.	.	.	.
24 Richard Riley	4	3	.	3	.	.	1--5	1	.	.	.	.	.
4 Leonard Muldrow	3	1	2	3	.	.	.	.	.	.	.	.	.
95 Jerome Griffin	4	.	2	2	0.5-1	0.5-1	.	1	1	.	.	.	.
11 John Taylor	4	1	1	2	.	.	.	.	.	.	.	.	.
25 Greg Kuehn	4	2	.	2	.	.	.	.	.	.	.	.	.
91 Blair Pritchard	3	1	.	1	.	.	.	.	.	.	.	.	.
33 Josh Lustig	4	1	.	1	.	.	.	.	.	.	.	.	.
50 Todd Reyher	3	.	.	.	.	.	.	2	.	.	.	.	.
Total.....	4	131	162	293	23-90	8-53	8-115	9	4	1-0	2	2	.
Opponents.....	4	159	198	357	20-71	7-42	2-0	16	5	5-75	7	.	.