



GAME DAY INFORMATION

#12 WILLIAM AND MARY "TRIBE" (4-2, 2-1 A10) vs. TOWSON "TIGERS" (5-2, 2-2 A10)

Kickoff: 1 p.m., Saturday, Oct. 22, 2005

Site: Cary Field at Zable Stadium (12,174, natural grass)

TV: None

Radio: 12:30 p.m. - The Tribe Football Radio Network will broadcast today's game across the Commonwealth of Virginia. The veteran broadcast duo of Jay Colley (play-by-play) and Bob Sheeran (color) will call the action. For a complete listing of the Tribe Football Radio Network, see page six.

All-Time Series: W&M leads 2-0

Last Meeting: The Tribe won, 41-16, in Towson, Md., on Oct. 30, 2004.

FIRST AND 10

The Tribe hosts Towson Saturday afternoon in the 77th Homecoming game at William and Mary. The College has won six-straight Homecoming games at Zable Stadium. W&M, ranked 12th in this week's Sports Network I-AA Top 25 and ninth in the ESPN/USA Today Top 25, is coming off a 44-41 double-overtime victory at Northeastern last week, which saw the Tribe rally from a 31-10 fourth-quarter deficit. Red-shirt freshman Jake Phillips threw for 256 yards and four touchdowns on 18-for-20 passing and scored the game-winning touchdown on an 8-yard keeper in the second overtime. For his efforts, Phillips was named the Atlantic 10 Offensive Player of the Week and the Rookie of the Week. Towson improved to 5-2 overall with a 38-17 non-conference win over Liberty, and the Tigers are off to their best start since 2002 with their current three-game winning streak. Saturday's meeting will be just the third all-time meeting between the schools. The game will match two of the league's top offenses, as W&M is averaging an A10-best 39.3 points per game and 441.0 total yards per contest, the conference's third-best clip. Towson, meanwhile, ranks second in the A10 in total offense (454.1) and fourth in scoring (36.7). The Tigers are led by freshman quarterback Sean Schaefer, who is fourth in the A10 in passing yards per game (259.6).

IN THE SPOTLIGHT

THIS WEEK'S FEATURED ATHLETE:

#25

GREG KUEHN

SENIOR, PLACE-KICKER

W&M career scoring leader Greg Kuehn, an Eagle Scout, helped write a homeland security grant proposal as part of his summer job. To read more about Kuehn, see the question and answer feature on page 11.

TABLE OF CONTENTS

W&M Quick Facts..... 2
 Depth Charts..... 2
 How They Stack Up..... 2
 Tale of the Tape 2
 Statistical Leaders..... 2
 Head Coach Jimmye Laycock..... 3
 Atlantic 10 Information 4
 Team Notes 4
 The Last Meeting 5
 More Atlantic 10 Information..... 5
 W&M Media Information 6
 National Rankings 8
 In the Spotlight: Greg Kuehn..... 11
 The Tribe in 2005 11
 W&M Alphabetical Roster 12
 W&M Numerical Roster 14
 2005 Game-by-game Starters..... 14
 The Last Time It Happened 15
 W&M Single-Game Highs 16
 Opponent Single-Game Highs 17
 W&M Single-Game Records..... 18
 All-time Offensive Performances..... 19
 W&M Scoring Drives Chart..... 20
 W&M in the Red-Zone 21
 Tribe Honor Roll 21
 2005 Game-by-Game Results 22
 Quarterback Club Players of the Week 24
 2005 Statistics..... 25

#12 William and Mary

Towson

Date	Opponent	Score/Time	Date	Opponent	Score/Time
Sept. 1	at Marshall	L, 24-36	Sept. 1	MORGAN STATE	W, 29-26
Sept. 10	at VMI	W, 41-7	Sept. 10	LOCK HAVEN	W, 70-0
Sept. 17	*at Rhode Island	L, 29-48	Sept. 17	*NEW HAMPSHIRE	L, 21-62
Sept. 24	LIBERTY	W, 56-0	Sept. 24	*at Northeastern	L, 41-56
Oct. 8	*#1 NEW HAMPSHIRE	W, 42-10	Oct. 1	*DELAWARE	W, 35-31
Oct. 15	*at Northeastern	W, 44-41 (2 OT)	Oct. 8	*at Rhode Island	W, 23-14
Oct. 22	*TOWSON	1:00 PM	Oct. 15	at Liberty	W, 38-17
Oct. 29	*at Villanova	6:00 PM	Oct. 22	*at William and Mary	1:00 PM
Nov. 5	*JAMES MADISON	7:00 PM	Nov. 5	*VILLANOVA	1:00 PM
Nov. 12	*DELAWARE	1:00 PM	Nov. 12	*RICHMOND	12:00 PM
Nov. 19	*at Richmond	1:00 PM	Nov. 19	*at James Madison	1:30 PM
*A10 conference game			*A10 Conference Game		

HEAD COACHES

Jimmye Laycock (W&M, 1970)	Gordy Combs (Towson, 1972)
W&M Record 174-115-2 (26th year)	TU Record 78-66 (14 year)
Career Record 174-115-2 (26th year)	Career Record 78-66 (14th year)
vs. TU 2-0	vs. W&M 0-2

MEDIA CONTACTS

W&M SPORTS INFORMATION

SID - Pete Clawson
Phone - (757) 221-3369
Email - pmclaw@wm.edu
Fax - (757) 221-3412
Web - www.TribeAthletics.com

TU SPORTS INFORMATION

SID - Pete Schlehr
Phone - (410) 704-2232
Email - pschlehr@towson.edu
Fax - (410) 704-3861
Web - www.TowsonTigers.com





DEPTH CHARTS



OFFENSE

WR	33	Josh Lustig	SR	5-9	175
	2	Elliott Mack	RF	6-0	188
LT	67	Brent Cochran	SO	6-5	300
	70	Jonathan Shafran	RF	6-3	280
LG	75	Michael Grenz	SR	6-3	285
	65	Matt Ridjaneck	SR	6-4	275
C	59	Patrick Mulloy	SR	6-4	315
	51	Tim Kelley	SO	6-2	290
RG	68	Cody Morris	JR	6-4	285
	53	Luke Hiteshew	RF	6-1	287
RT	71	Brad Stewart	SO	6-3	300
	79	Michael Grant	RF	6-5	305
TE	40	Adam Bratton	SR	6-4	250
or	85	Matt Trinkle	JR	6-5	260
WR	27	Joe Nicholas	SO	6-3	211
	3	Joe Marianacci	RF	6-1	186
QB	18	Jake Phillips	RF	6-3	208
	10	Mike Potts	SO	6-4	224
TB	9	Elijah Brooks	JR	5-9	210
	28	DeBrian Holmes	RF	5-9	180
FB	46	Matt Otey	SO	5-11	230
	45	Graham Falbo	SO	6-0	250

DEFENSE

DE	97	Adam O'Connor	SR	6-8	275
	95	Jerome Griffin	SR	6-1	240
DT	77	Brian Williamson	JR	6-3	281
	74	Brandon Pugh	SO	6-2	261
DT	58	Larry Pendleton	SR	6-3	285
	57	Brian Neely	JR	6-4	298
DE	94	Josh Wright	JR	6-3	246
	93	Jonas Watson	SR	6-2	228
ILB	39	T.J. O'Neill	SO	6-1	238
	34	Thad Wheeler	SR	6-1	216
OLB	44	Josh Rutter	RF	6-3	228
	23	Trevor McLaurin	JR	5-11	230
OLB	55	Ryan Nickell	JR	6-2	210
	50	Todd Reyher	RF	6-0	214
CB	22	Stephen Cason	SR	6-0	210
	37	Derek Cox	RF	6-1	180
SS	35	Jonathan Shaw	SR	6-0	198
	29	Zach Stout	JR	6-0	190
FS	21	James Miller	SR	6-1	200
	36	Kevin Allen	RF	6-2	195
CB	8	Alan Wheeling	JR	5-9	180
or	24	Richard Riley	JR	6-2	185

SPECIAL TEAMS

PK	25	Greg Kuehn	SR	6-3	215
HO	14	Christian Taylor	JR	6-5	205
P	91	Blair Pritchard	JR	5-11	230
LS	34	Thad Wheeler	SR	6-1	216
	94	Josh Wright	JR	6-3	246
SS	75	Michael Grenz	SR	6-3	285
KR	33	Josh Lustig	SR	5-9	175
	22	Stephen Cason	SR	6-0	210
	21	James Miller	SR	6-1	200
PR	33	Josh Lustig	SR	5-9	175

HOW THEY STACK UP

CATEGORY	W&M (A10)	TU (A10)
Scoring Offense	39.3 (1) ✓	36.7 (4)
Rushing Offense	193.2 (3) ✓	166.6 (5)
Passing Offense	247.8 (5)	✓ 287.6 (4)
Had Intercepted	3 (3) ✓	11 (12)
Total Offense	441.0 (3) ✓	✓ 454.1 (2)
Turnover Margin	0.67 (2) ✓	✓ -0.57 (10)
3rd Down Effici.	48.8 (2) ✓	✓ 45.5 (3)
Scoring Defense	23.7 (7) ✓	✓ 29.4 (11)
Rushing Defense	145.2 (8) ✓	✓ 156.7 (11)
Passing Defense	228.3 (8)	✓ 197.6 (5)
Total Defense	373.5 (8)	✓ 354.3 (5)
Punting	34.8 (5) ✓	✓ 28.2 (11)
Penalties	29.3 (1) ✓	✓ 65.9 (11)

OFFENSE

FL	84	DayRon Arnold	SO	6-2	188
	83	Rocky Brown	SR	5-11	195
H-B	2	Paul Perry	SO	6-1	180
	89	Marcus Lee	FR	6-3	192
SE	9	Andrae Brown	JR	5-11	183
	87	Demetrius Harrison	SO	6-0	182
RT	79	Marc Destra	SR	6-5	307
	55	Zack Knapp	JR	6-4	294
RG	69	Jeff Tyler	SO	6-5	272
	62	Josh Sutherland	SO	6-3	306
OC	50	Konstantinos Kosmakos	SR	6-0	320
	70	Austin Weibley	FR	6-2	281
LG	54	Joe Ripple	SR	6-1	283
	62	John Sutherland	SO	6-3	306
LT	75	Jermon Bushrod	JR	6-5	327
	63	Jeremy Williams	RF	6-2	268
TE	80	Jim Alexander	JR	6-5	249
	82	Ryan Collins	SO	6-5	226
TB	18	Nick Williams	SO	5-9	210
	28	Eugene King	JR	5-11	217
QB	13	Sean Schaefer	RF	6-1	208
	14	Andrew Goldbeck	SO	6-0	222

DEFENSE

RE	94	Carlos Allen	JR	6-2	272
	58	Jesse Kluttz	SR	6-3	255
DT	56	George Mitchell	JR	6-1	315
	93	Michael Rothery	SO	6-3	258
NG	64	Haines Holloway	SO	6-3	323
	59	Scott Bullock	RF	6-3	278
DE	47	Chris Dooley	SO	6-0	260
	99	Reno West	SO	6-3	226
WLB	41	Bryan Bradford	JR	6-2	223
	36	Jordan Manning	RF	6-0	215
ILB	60	Joe Ryan	SR	6-2	224
	32	Maurice Wilkins	SO	6-1	209
OLB	4	John Webb	SO	6-2	190
	29	Marcus Edwards	JR	6-1	205
ROV	10	Marcus Frisby	JR	6-1	213
	17	Trent Covington	RF	6-0	200
RCB	7	Allante Harrison	SR	5-10	170
	25	Jeff Snow	RF	5-10	186
FS	33	Kenny Scott	SO	6-1	195
	29	Marcus Edwards	JR	6-1	190
LCB	23	Davon Telp	SR	5-8	189
	22	Eric Clark	SO	6-1	186

SPECIAL TEAMS

PK	11	Ron Halbruner	SO	5-11	176
	46	John Mandley	JR	5-11	220
LS	48	Dave Kahl	JR	5-11	199
HO	14	Andrew Goldbeck	FR	6-0	222
P	19	Stephan Toth	JR	5-8	180
	43	Kris Javanovski	FR	6-2	222
PR	7	Allante Harrison	JR	5-8	170
	89	Marcus Lee	FR	6-2	192
KR	18	Nick Williams	SO	5-9	210
	83	Rocky Brown	JR	5-11	195

TALE OF THE TAPE

TRIBE vs. TIGERS

Pos.	W&M	TU	Pos.
WR & TE	6-2/224	6-0/192	DB
OF Backs	6-1/218	6-2/219	LB
OL & TE	6-4/282	6-2/293	DL
DL	6-4/272	6-4/293	OL/TE
LB	6-2/218	6-0/199	OF Backs
DB	6-0/195	6-2/173	WR/TE

* Averages reflect those of starters only.

TRIBE QUICK FACTS

COLLEGE INFORMATION

Location:Williamsburg, Va.
 Founded: 1693
 Enrollment: 5,700
 Nickname: Tribe
 Colors: Green, Gold and Silver
 President: Gene R. Nichol (OK State, 1973)
 Athletics Director: Terry Driscoll (BC, 1969)
 College Website: www.wm.edu

FOOTBALL INFORMATION

First Season: 1893
 All-Time Record: 508-487-41
 Stadium: Zable Stadium
 Capacity: 12,174
 Surface: Natural grass
 All-Time Record at Zable: 187-102-6
 Bowl/Playoff Appearances: 12 (7 in D I-AA)
 Bowl/Playoff Record: 7-7 (6-7 in D I-AA)
 Conference: Atlantic 10 (Southern)
 Head Coach: Jimmie Laycock (See page 5)
 Alma Mater: W&M, 1970
 Offensive Formation: Pro-style
 Defensive Formation: Multiple 4-3
 Lettermen Ret./Lost: 30/11
 Off. Starters Ret./Lost: 8/3
 Def. Starters Ret./Lost: 8/2
 Spec. Starters Ret./Lost: 1/0
Captains: Josh Lustig, Travis McLaurin, Pat Mulloy, Adam O'Connor

2004 IN REVIEW

Overall Record: 11-3
 A10 Record: 7-1
 A10 Finish: Tie-First, Southern Division
 Home: 7-1
 Away: 4-2
 Postseason: NCAA Semifinals
 Final Ranking: No. 3

TEAM LEADERS

#12 WILLIAM AND MARY

Rushing - Brooks (142 att., 679 yds, 4.8 avg., 9TD, 113.2 yds/g)
 Passing - Potts (119-76-2, 831 yds, 7TD, 166.2 yds/g)
 Receiving - Nicholas (28 rec., 434 yds, 15.5 avg., 3TD, 86.8 yds/g)
 Punt Ret. - Lustig (8 for 65 yards, 8.1 avg., 21 long)
 Kick Ret. - Cason (10 for 264 yds, 26.4 avg., TD, 92 long)
 Kicking - Kuehn (7-10 FG, long 51; 29-30 PAT)
 Punting - Pritchard (40.4 avg., 64 long, 6 Inside-20)
 Tackles - Rutter (59 total, 27 solo)
 Sacks - Watson (5.0 for 33 yards)
 TFL - Watson (8.0 for 37 yards)
 INT - Cason (3 for 57 yards, TD)
 Pass Brks - Cason (3)

TOWSON

Rushing - Williams (123 att., 632 yds, 5.1 avg., 7TD, 90.3 yds/g)
 Passing - Schaefer (227-141-11, 1,817 yds, 13TD, 259.6 yds/g)
 Receiving - Brown (40 rec., 668 yds, 16.7 avg, 7TD, 95.4 yds/g)
 Punt Ret. - Harrison (10 for 68 yds, 6.8 avg., 14 long)
 Kick Ret. - Corle (14 for 278 yds, 19.9 avg., 40 long)
 Kicking - Halbruner (3-5 FG, 39 long; 32-36 PAT)
 Punting - Toth (33.8 avg., 57 long, 4 In-20)
 Tackles - Manning (55 total, 34 solo)
 Sacks - Bradford (3.0 for 34 yards), Foley (3.0 for 19 yards)
 TFL - Manning (11.5 for 40 yards)
 INT - Scott (2 for 32 yards)
 Pass Brks - Telp (8)

TRIBE HEAD COACH

JIMMYE LAYCOCK



Comments from Monday's Atlantic 10 football coaches conference call.

Comments on the Tribe's 44-41 double-overtime victory at Northeastern.

I thought [Northeastern] came to play and gave us a very good battle. They played very hard. It was

pretty much over [when W&M trailed 31-10 in the fourth quarter], and then we kicked it up into another gear. [Redshirt freshman quarterback] Jake Phillips had a phenomenal game [18-for-20, 256 yards, 4 TD; 9 rushes for 32 yards, TD] when he got in [entered with 5:35 remaining in third quarter]. Things started to click, and we got some momentum. We got on a roll, made some plays and somehow came out with a win.

What was the thought process going into the quarterback change and where are you now with that decision?

We were not generating a whole lot of offense to begin with. Then, we got into the third quarter and [sophomore starter] Mike Potts had a fumble, and he turned it over the next time with a poor decision on a throw that resulted in an interception. With those things and the fact it had already been a very unproductive day, combined with being down 31-10, we needed to do something. [The two quarterbacks, Potts and Phillips] are very close. We've said that all along. They are very close in practice. So, we went with [Jake] and, obviously, Jake got hot and had good help from the receivers and the offensive line. Based on his performance, right now, Jake will start this week [against Towson].

Comments on comparing Saturday's win to the NCAA semifinal win over Delaware last season [W&M also trailed 31-10 before winning in double OT, 44-38].

I think it was the first thing several people mentioned after the game, mentioning it was the same thing we did against Delaware. In a sense, it was, because the score was the same and we had to go into overtime situations. But, I think it was different in that we had to score all three times on offense. We did not get a defense score as we did in the Delaware game [Stephen Cason's 62-yard interception return for a touchdown]. We had to take the ball, drive and move it. We had to do it on the road [Saturday], with a red shirt freshman quarterback. And, we had to do it in the rain. I think against all those things, our ability to come back against a very good team was impressive. Defensively, we made a great stop in the second overtime. [Northeastern] had a first-and-goal at the 4-yard line, and the defense held them to a field goal. That was huge. Then, we end up scoring with Jake making a huge effort on the run. [Our] score was the same, but I think it was very different in the circumstances that I mentioned. The offense had to do it with a young quarterback [with very little experience]. I kept thinking, when we're calling the plays on Saturday, 'I wonder if Jake has run this in practice'. Looking back, we didn't know whether he had or not. Really, we didn't care. He had to go and do it, and he did a heck of a job.

Did you see anything different in Northeastern defensively in the fourth quarter?

No, I do not think they went into a prevent defense. They still played a zone blitz scheme. They had surprised us earlier with some man-coverage, and we had not seen that from them. I think they did a good job mixing things up the entire game. I think we finally got into a groove. I think we executed really well late and picked up some of the blitzes. We made some good reads on the throws, and we caught the ball. I think something that was lost in it all was how well we caught the ball. We played in the rain for four quarters. The ball was soaked, the [receiver's] hands were soaked, the uniforms are soaked, the field was soaked, but we were still hanging onto the football.

Comments on Phillips' patience and reads during the fourth quarter.

I think he made good decisions on the throws. His reads were off a bit, but he made good throws and the receivers caught it. He made a couple of good decisions pulling the ball down and running with it. We were in the fourth quarter, and we were one bad play from losing the game with a turnover or a bad pass. He, obviously did not do that. He did not have a bad play.

Comments on the importance of a quarterback's decision making.

I've always said, when talking about quarterback play, we look at the physical part of it and the mental parts. You want a quarterback out there who is going to make good decisions. Especially in our offense, where we're moving it around and throwing a lot. He has to make good decisions. We've had a lot of guys who have had the physical side, but couldn't see things or didn't know where to go with it, or when to pull it down run, or just throw it away. That is a key element in playing quarterback.

Comments on what W&M looks for in high school quarterback recruits.

I look for toughness. I want an individual who is tough physically, because if he is tough physically then he is probably tough mentally. He has to be mentally tough to play in our system. Initially, that's what we're looking at in a quarterback. Then, we look for basic mechanics: arm strength and the throwing motion because you really can't change that much. I want someone with a good throwing motion so they can be consistent. I want someone who has good feet and can move. Then, I want to know them personally. I want to get a chance to know them and talk to them individually. That was the thing when I met Jake. I was sold on him as a person, and I thought he had a lot of potential as a quarterback. I think he took a big step towards realizing that on Saturday.

Is it at all surprising these days that freshmen can come in and make impacts maybe more so then in past years of programs?

I think we're further along in high school programs, in so far as the sophistications of high school offenses. Plus, guys have gone to camps and have gotten a lot of preparation that way too.

THE JIMMYE LAYCOCK ERA

(1980-present)

174-115-2 (Career Record)

Year	Record	Postseason
1980	2-9	
1981	5-6	
1982	3-8	
1983	6-5	
1984	6-5	
1985	7-4	
1986	9-3	NCAA Playoffs
1987	5-6	
1988	6-4-1	Epson Ivy Bowl
1989	8-3-1	NCAA Playoffs
1990	10-3	NCAA Playoffs
1991	5-6	
1992	9-2	Epson Ivy Bowl
1993	9-3	NCAA Playoffs
1994	8-3	
1995	7-4	
1996	10-3	NCAA Playoffs
1997	7-4	
1998	7-4	
1999	6-5	
2000	5-6	
2001	8-4	NCAA Playoffs
2002	6-5	
2003	5-5	
2004	11-3	NCAA Playoffs
2005	4-2	

Winning Seasons in Bold

LAYCOCK IN I-AA PLAYOFFS

1986	Delaware, 17-51 (L)
1989	Furman, 10-24 (L)
1990	Massachusetts, 38-0 (W)
	Central Florida, 38-52 (L)
1993	McNeese State, 28-34 (L)
1996	Jackson State, 45-6 (W)
	Northern Iowa, 35-38 (L)
2001	Appalachian State, 27-40 (L)
2004	Hampton, 42-35 (W)
	Delaware, 44-38 2 OT (W)
	James Madison, 34-48 (L)

LAYCOCK VS. THE ATLANTIC 10

Team	W	L	T
Delaware	11	14	0
Hofstra	2	1	0
James Madison	12	13	0
Maine	5	1	0
Massachusetts	4	5	0
New Hampshire	9	2	0
Northeastern	10	2	0
Rhode Island	9	2	0
Richmond	19	6	0
Towson	2	0	0
Villanova	9	5	1





2005 ATLANTIC 10 STANDINGS

SOUTH	A-10	Overall
Richmond	3-1	3-3
William and Mary	2-1	4-2
James Madison	2-1	4-2
Towson	2-2	5-2
Villanova	1-2	3-3
Delaware	0-3	3-3

NORTH	A-10	Overall
Massachusetts	4-0	5-1
New Hampshire	3-1	5-1
Hofstra	2-1	4-2
Rhode Island	1-3	3-4
Northeastern	1-3	1-5
Maine	0-3	2-4

AROUND THE ATLANTIC 10 THIS WEEK

Saturday, Oct. 22

* Towson at William and Mary	1 PM
*James Madison at Delaware	12 PM
*Northeastern at New Hampshire	12 PM
*Hofstra at Richmond	1 PM
*Massachusetts at Maine	2 PM
*Rhode Island at Villanova	3 PM

*Atlantic 10 Conference Game

W&M'S ATLANTIC 10 RANKING

Total Offense	3rd	441.0
Passing Offense	5th	247.8
Rushing Offense	3rd	193.2
Scoring Offense	T-1st	39.3
Pass Efficiency	2nd	163.1
Third-down Conversion	2nd	48.8 (40-82)
Fourth-down Conversion	1st	83.3 (5-6)
Red Zone Offense	2nd	.871 (27-31)
Sacks Against	7th	12
Total Defense	8th	373.5
Passing Defense	8th	228.3
Rushing Defense	8th	145.2
Scoring Defense	T-7th	23.7
Pass Defense Efficiency	8th	123.0
Sacks	11th	11
Red Zone Defense	T-8th	.800 (16-20)
Turnover Margin	T-2nd	0.67
Net Punting	5th	34.8
Kickoff Returns	6th	20.6
Punt Returns	5th	10.8
Kickoff Coverage	9th	20.0
Penalties	1st	29.3
Field Goals	3rd	.700
PAT Kicking	3rd	.967
Time of Possession	4th	31:37

W&M INDIVIDUALS IN THE A-10 TOP 10

Rushing	Brooks	1st	113.2
Total Offense	Potts	10th	158.6
Passing	Potts	8th	166.2
Pass Efficiency	Phillips	1st	214.4
	Potts	6th	138.6
Receptions/Game	Nicholas	6th	5.60
Receiving Yards/Game	Nicholas	6th	86.8
Punting	Pritchard	3rd	40.4
Scoring	Brooks	T-1st	11.0
	Kuehn	T-3rd	8.3
Scoring (Kick)	Kuehn	1st	8.3
Scoring (TDs)	Brooks	T-1st	11.0
All Purpose	Brooks	3rd	137.0
Kick Return AVG	Cason	3rd	26.4
Punt Return AVG	Lustig	7th	8.1
FG AVG	Kuehn	3rd	1.17
PAT Pct.	Kuehn	3rd	96.7
Interceptions	Cason	T-2nd	3
	Shaw	T-5th	2
	Allen	T-5th	2
Tackles/Game	Rutter	6th	9.8
Sacks	Watson	3rd	5.0
Tackles for loss	Watson	3rd	8.0
Fumbles Forced	Watson	T-1st	2
Passes Defended	Cason	T-7th	6

WILLIAM AND MARY GAME NOTES

Game 7 - vs. Towson - Homecoming - Oct. 22, 2005

TEAM NOTES

Welcome Back: Saturday's contest will mark the 77th Homecoming in the Tribe's football history. Traditionally, the squad has thrived in the festive atmosphere that washes over Zable Stadium and surrounding areas for this special weekend, as it sports a 45-31 all-time record in Homecoming match ups. More recently, William and Mary has greeted its alumni with dominating performances as the program has won its last six Homecoming tilts. Offensively, the team is averaging better than 31 points during the span. The team has only disappointed Homecoming crowds twice in the last 16 events, with the last loss coming in 1998 (a 31-19 loss to New Hampshire).

As an alum, head coach Jimmye Laycock has missed his share of the periphery events on this big weekend, but has excelled when all eyes turned toward the game, as he sports a 17-8 all-time Homecoming record.

For any that may be interested, the Tribe's first homecoming game was held in 1926 and saw the College fashion a 14-0 win over George Washington University.

Although Saturday's game will mark just the third all-time meeting between W&M and Towson, it will be the Tigers' second trip to Williamsburg as the Homecoming guest. In 1992, tailback Derek Fitzgerald rushed for 99 yards and three touchdowns to lead 10th-ranked William and Mary to a 43-15 victory over Towson State in the 1992 Homecoming game.


Sellout: The William and Mary Athletics Department announced that the November 5th football game between the College and James Madison, scheduled for 7:00 p.m. at Zable Stadium, is sold out. Tickets are no longer available to the general public and none will be made available for purchase at the gate on Nov. 5. The game is the first announced regular season sell-out in at least a decade for the College and will mark the first game played under the new lighting system currently under construction at the venerable stadium.

It will be the second consecutive sellout in the series between the two teams and the third-straight game that draws over 12,000, as the regular season contest at James Madison's Bridgforth Stadium on Nov. 13 last season brought out 13,000+, and the rematch in the national semifinals at Zable attracted maximum capacity crowds.

The game will be just the second night game in the 70 years that the College has played within Zable Stadium.

Home Sweet Home: As the Tribe prepares for Homecoming activities, it may be the proper time to reflect on exactly how good home has been to the College. The Tribe is currently in the midst of a nine-game regular season winning streak at Zable Stadium. James Madison is the last team to defeat the College in Williamsburg (both in the regular season - 24-17 in 2003, and during last season's NCAA Division I-AA Playoffs, 48-34).

During this recent nine-game surge, the Tribe has recorded double-digit wins on six occasions and has won by less than a touchdown only once, the 38-35 OT win vs. Northeastern last



Redshirt freshman QB Jake Phillips scores the game-winning TD on an 8-yard run in the second OT Saturday at Northeastern.

season.

In the two home contests this season, the College has defeated its opponents by a combined score of 98-10, including a 42-10 win over then No. 1 ranked New Hampshire on Oct. 8.

With just five games remaining in the 2005 regular season, the College will host three of them at Zable and be removed more than an hour from the Williamsburg area just once, when it travels to Villanova on Oct. 29.

Since joining the Atlantic 10 in 1993, W&M sports a 36-13 record in conference home games. Since the 1995 season, the 2002 Richmond squad is the only unranked conference team to defeat the College at home.

At the Top: The Tribe's thrilling 44-41 double-overtime win at Northeastern last week not only kept the College in the thick of the conference title race, but proved to be a milestone win of sorts for head coach Jimmye Laycock. The College's win moved Laycock's career conference winning percentage to .663 (67-34) and makes him the league's active leader in career conference winning percentage. Delaware's K.C. Keeler has the next highest winning percentage amongst active coaches, as he has won at a .655 clip (19-10) in his four seasons at the helm of the Blue Hen program.

W&M's win over New Hampshire was Laycock's 100th Atlantic 10 Conference game. He obviously marked the occasion with a great win over quality team and his 67 wins is the second most amongst active conference coaches, trailing only Andy Talley's 21-year total of 82.

Did You Know?: A Tribe win over Towson would stand as the 175th in head coach Jimmye Laycock's 26-year career at the top of the program.

In his 291 career games, Laycock currently sports a 174-115-2 career record, making him the winningest coach in school history.

A win over the Tigers would also give the College its 23rd-consecutive season with five, or

more, wins. While five wins may not sound all that impressive, consider that in just the last 12 years (since 1993), every current member of the Atlantic 10 has experienced at least one season of four or less wins.

Quick History: While the Tribe's 44-41 double overtime win stands alone as one of the most impressive comeback wins in the school's 110-plus year football history, the 21-point fourth quarter turnaround isn't a stand alone achievement in the annals of the College's program.

Most, if not all, the current W&M fans need only to stretch their memories back to the 2004 season, just eight total games, to find the last time the team made up such a fourth-quarter deficit. In the NCAA quarterfinals against Delaware, the Tribe delighted the home crowd by turning a 31-10 Blue Hen lead to start the fourth quarter into an eventual 44-38 double overtime win.

That being said, the 21-point, fourth quarter recoveries are the largest in the Laycock era. Beyond the Delaware contest, the next largest fourth-quarter turnaround under Laycock came in 1983, when quarterback Dave Murphy led the College out of a 17-0 fourth-quarter hole to defeat Dartmouth 21-17.

Extra Effort: The College has now played in seven overtime games in its history, including two last season. The Tribe's record is 5-2, having won its last three overtime games.

Saturday's win at Northeastern stood as the third time the Tribe has played into double overtime, as W&M had split its previous two encounters, both of which had come against Delaware. The first being a 34-27 loss at Newark in the first game of 1999, while the second was the aforementioned I-AA Playoff win at Zable last season.

In the team's 10 all-time extra frames, the

offense has only failed to score points once, the second overtime at Delaware in 1999. W&M has never missed an overtime field goal. The Tribe defense has prevented opponents from scoring on four separate occasions (one INT, one missed FG and two by downs).

Poll Watching: With its 42-10 win over No. 1 New Hampshire, the Tribe is now 7-2 in its last nine games vs. ranked opponents. Despite Saturday's win over Northeastern, W&M dropped a spot in this week's Sports Network Top 25 to No. 12. The Tribe, however, moved up two spots to No. 9 in the ESPN/USA Today coaches poll. W&M has now been ranked in 17 consecutive polls dating back to Oct. 4 of last season, including the 2004 final rankings and the 2005 preseason.

Margin of Victory: While the story of this past Saturday's comeback win at Northeastern was not told in turnovers (as the Tribe finished in the negative, giving up a pair, while recording only a fumble recovery), the team still is second in the conference and tied for 25th nationally with a +4 turnover margin on the season. The 14 turnovers the Tribe has produced are tied for the second-highest mark in the league.

One of the many contributing factors to the College's success against New Hampshire can be found in the fact that the defense forced four turnovers, while the offense yielded just a single giveaway. The Tribe converted the first two UNH miscues into short touchdown drives and eventually accounted for half of the team's 28 first quarter points.

Good Behavior: In each of the last five seasons, the College has finished first or second in the league for fewest penalties and penalty yards. The 2005 season is no exception, as the Tribe is



A10 PREDICTED ORDER OF FINISH

NORTHERN	SOUTHERN
1. Massachusetts (12)	1. James Madison (16)
New Hampshire (14)	2. Delaware (6)
3. Hofstra (4)	3. William & Mary (6)
4. Maine	4. Villanova (2)
5. Northeastern	5. Richmond
6. Rhode Island	6. Towson

(first place votes)

LAST WEEK'S RESULTS (10/15)

- *William and Mary 44, Northeastern 41 (2 OT)
- *Richmond 20, Delaware 10
- *Massachusetts 10, James Madison 7
- *Hofstra 44, Maine 0
- *New Hampshire 53, Rhode Island 9
- Towson 38, Liberty 17
- Villanova 38, Bucknell 10

LAST WEEK'S A10 PLAYERS OF THE WEEK

OFFENSE: JAKE PHILLIPS, W&M, QB

DEFENSE: D.J. Talvacchio, HU, LB

SPECIAL TEAMS: Michael Boyle, UNH, PR & Armando Cuko, UMASS, K

ROOKIE: JAKE PHILLIPS, W&M, QB

A10 IN THE NATIONAL POLLS

Sports Network (10/17)	ESPN/USA Today (10/17)
5. New Hampshire	5. New Hampshire
8. Massachusetts	7. Massachusetts
11. James Madison	9. William and Mary
12. William and Mary	12. James Madison
23. Hofstra	23. Hofstra

TOP 10 CAREER A-10 COACHING VICTORIES

(Through 10/15)

1. Bill Bowes (UNH, 1972-98)	97
2. "Tubby" Raymond (UD, 1966-01)	89
3. Andy Talley (VU, 1985-)	82
4. Jimmie Laycock (W&M, 1993-)	67
5. Jim Reid (UMass, 1986-91, UR, 95-03)	61
6. Jack Cosgrove (UM, 1993-)	43
7. Tom Jackson (UC, 1983-93)	42
8. Hal Westerman (UM, 1951-66)	41
Vic Fusia (UMass, 1961-70)	41
10. Bob Griffin (URI, 1976-92)	37

Active Coaches in Bold

ALL-TIME CONFERENCE STANDINGS

(Through 10/15)

Team	Conf. Record	Pct.
Delaware	108-48-0	.692
William & Mary	67-34-0	.663
Massachusetts	205-118-4	.633
Villanova	82-60-0	.577
<i>Connecticut</i>	<i>158-115-10</i>	<i>.576</i>
James Madison	53-49-0	.520
New Hampshire	166-162-10	.506
Hofstra	18-20-0	.474
<i>Boston U.</i>	<i>143-177-7</i>	<i>.448</i>
Maine	146-185-7	.442
Richmond	63-94-0	.401
Northeastern	41-62-0	.398
Rhode Island	119-217-7	.357
<i>Vermont</i>	<i>27-63-2</i>	<i>.304</i>
Towson	2-10-0	.167

Former members in italics

THE LAST MEETING

#16 William and Mary 41, Towson 16

TOWSON, MD (10/30/04) - Senior All-American candidate, quarterback Lang Campbell threw for 268 yards and three touchdowns in three quarters, and the 16th-ranked Tribe piled up a season-high 585 yards of total offense to subdue Towson, 41-16.

Campbell completed 20-of-29 attempts and his three touchdown passes brought his season total to 14, seven of which have come in the last two games. The 268 passing yards brought his career total to 4,697, moving him into sixth place on the W&M career list, while his three TD passes brought his career total to 38, also moving him into sixth place on the W&M career list in that category.

Senior wide receiver Dominique Thompson caught seven passes for 122 yards and two touchdowns, his fifth and sixth scoring receptions in the last two games. Thompson went over the 1,000-yard mark on the season early in the third quarter, becoming just the sixth player in W&M history to record a 1,000-yard receiving season.

Just as impressive as Campbell's feats through air was the Tribe's ground attack, which racked up a season-high 280 rushing yards after averaging just 99.1 yards per game coming in. Senior tailback Jon Smith led the rushing attack with a season-high 113 yards on six carries and added a running score. Smith became the first Tribe player this season to surpass the century mark on the ground, and it was his fifth 100-yard rushing game of his career (5), moving him into a tie for eighth place on the W&M career list.

	1	2	3	4	Final
#16 William & Mary	7	17	14	3	41
Towson	3	0	0	13	16

Scoring Summary

Qtr	Team	Score	Time
1st	W&M	Thompson 46 pass from Campbell (Kuehn kick)	13:07
	TU	FG Halbruner 33	7:38
2nd	W&M	Smith 1 run (Kuehn kick)	14:57
	W&M	Thompson 21 pass from Campbell (Kuehn kick)	7:32
	W&M	FG Kuehn 32	0:47
3rd	W&M	Brooks 8 run (Kuehn kick)	7:27
	W&M	Bratton 1 pass from Campbell (Kuehn kick)	1:41
4th	TU	Perry 49 pass from Goldbeck (Halbruner kick)	14:52
	W&M	FG Kuehn 43	10:46
	TU	Perry 26 pass from Goldbeck (kick blocked)	9:23



Senior Jon Smith ('05) rushed for 113 yards in last year's victory over Towson. It was the Tribe's first 100-yard game of the season.

MEDIA CENTER

WILLIAM AND MARY ON THE RADIO

Stretching over 150 miles across Virginia, the William and Mary radio network is the gateway to all of the Tribe's football action over the air. Veteran broadcast team Jay Colley (play-by-play) and Bob Sheeran (color) will once again relay the excitement of Tribe football over the airways on Saturdays. In addition to your local stations, all Tribe football and men's basketball games can be heard via the W&M athletics web site, www.TribeAthletics.com.

W&M Radio Network Affiliates

WMBG	740 AM	Williamsburg
WSRV	92.3 FM	Williamsburg
WBRG	1050 AM	Lynchburg
WTOX	1480 AM	Richmond

You can also catch head coach Jimmye Laycock each Tuesday morning from 7:40 a.m. to 8:00 a.m. on Mornings with Big Al on Richmond's WXGI ESPN 950 AM.

A-10 COACHES CONFERENCE CALL

Every Monday, the A-10 will conduct a teleconference from 10 a.m.-12:10 p.m. (eastern time) with each of its head football coaches. Each coach will have a ten-minute slot to discuss his team and answer questions from the media. Members of the media are strongly encouraged to participate. For the access number, call Pete Clawson (757) 221-3369.

W&M WEEKLY PRESS CONFERENCE

A press conference with head coach Jimmye Laycock will be held Tuesday's prior to a Saturday game at noon at the Hospitality House in Williamsburg. Interviews with players will follow the luncheon. Please confirm your attendance with Pete Clawson at least 24 hours in advance at (757) 221-3369 or pmclaw@wm.edu.

10:00	Atlantic 10 Update
10:10	Dave Clawson, Richmond
10:20	Jimmye Laycock, W&M
10:30	Andy Talley, Villanova
10:40	Rocky Hager, Northeastern
10:50	Mickey Matthews, JMU
11:00	Jack Cosgrove, Maine
11:10	Don Brown, Massachusetts
11:20	Tim Stowers, Rhode Island
11:30	K.C. Keeler, Delaware
11:40	Sean McDonnell, UNH
11:50	Joe Gardi, Hofstra
12:00	Gordy Combs, Towson

A-10 PRESS BOX PHONE NUMBERS

Delaware	302-831-6199/302-831-2186
Hofstra	516-463-5247
James Madison	540-568-6521
Maine	207-581-1049
Massachusetts	413-545-3550
New Hampshire	603-862-2585
Northeastern	617-566-5956
Rhode Island	401-874-4616
Richmond	804-355-6110
Towson	410-704-3102
Villanova	610-519-5290
William & Mary	757-221-3414

currently first in the league with an average of just 29.3 penalty yards per contest on a league-low 21 total penalties.

Perhaps its contagious, as Northeastern continued the Tribe's opponent's recent trend of excellent behavior by being flagged only twice for a total of 15 yards. On the year, William and Mary's opposition has been flagged a league low 11 times for just 71 yards, an average 1.8 flags for 11.9 yards/game.

Did You Know?: That Greg Kuehn has the chance to become the first place-kicker in the history of the A10 Conference to earn all-conference recognition in all four seasons of his career.

Possible First?: In the 12 years the Tribe has been affiliated with the A10 Conference, no Tribe back as won the league's rushing title. William and Mary has had at least one player lead the league in passing, receiving, scoring, interceptions, punt returns and pass efficiency.

TEAM OFFENSIVE NOTES

Trend Setting: By putting 44 points on the board against Northeastern, the Tribe offense moved its season scoring average to a gaudy 39.3 points per contest. This figure ties W&M for the conference lead and sits tied for third nationally.

The Tribe has scored 40, or more, points in all four wins on the season and has outscored its opposition by a count of 183 to 58 in those victories.

Historically Speaking: The College has now scored 40, or more, points in three straight contests, including four out of the last five. If it passes the 40-point mark on Saturday versus Towson, the 2005 Tribe squad will match the 1993 edition as the only teams in school history to go over the 40-point mark on four consecutive outings.

The 1993 squad also holds the team's record for most 40-plus games in a season (six) and owns the school's highest single-season scoring average (36.8).

More Fun With Numbers: In the 291 games of the 26-year Laycock era, the Tribe has broken the 40-point barrier 44 total times, over 15% of his total games.

By comparison, in the 30 years prior to his arrival, the program had gone over the 40-point barrier just 12 total times.

Did You Know?: Over the last 23 games, dating back to the last three games of the 2003 season, the Tribe has scored 35, or more, points 17 times. In this same span, the College's 9-7 win at New Hampshire in 2004 is the only game the team has failed to reach at least 23 points. The Tribe's record over this span is 18-5.

For What Its Worth: The Tribe has scored points of some variety in 24 of the 27 total quarters this season. The only frames W&M has not moved the scoreboard were the fourth quarter of the season opener at Marshall, and the second and third quarters of Saturday's contest at Northeastern.

Out Front: The College has had leads of some variety in all six games this season, including leads of at least 14 points in four of the last five contests.



Senior WR Josh Lustig celebrates the game-tying 27-yard TD catch with 1:47 remaining Saturday at Northeastern. Lustig finished with six grabs for 126 yards, both season-highs, and a TD.

In the Zone: Much the same way the College seems to consistently find itself amongst the league's least penalized squads, W&M has also traditionally been one of the league's strongest squads in terms of red zone efficiency. After scoring four TDs in five red zone opportunities against Northeastern, including a perfect 3-for-3 in the fourth quarter and overtime, the Tribe has now converted a league high .871 (27 of 31) of its red zone opportunities (23 TDs/4 FGs).

The ability to find the end zone paid its largest dividend in the overtime frames against the Huskies, as Northeastern was forced to settle for a field goal on its second of two overtime possessions, while the College found paydirt twice.

There was a very similar pattern in the Tribe's success over then top-ranked UNH. The Wildcats came into the game featuring the league's stingiest red zone defense, but at the end of the day, it was W&M's offensive ability to finish drives, as five of its six ventures inside the UNH 20 yard line yielded touch downs, and its defense's success in keeping New Hampshire out of the end zone, as UNH converted just two of its five chances in the red zone, that helped pave the way for the upset.

Ground View: W&M's ground attack spun its collective tires some on the rain-soaked turf at Northeastern, producing a season low 103 net yards rushing on 36 attempts. While 22 yards lost on sacks hurt the total, the biggest influence on the team's rushing production (outside of the obvious stout play of the Huskies' defense) was the fact the Tribe was forced to throw for the majority of the second half.

Despite the sub-par showing, the Tribe has out-rushed its opposition 1,159 yards to 865 (an average of 193.2 to 144.2) on the season.

The Tribe's rushing average of 193.2 yards a contest is more than 50 yards better than last season's 14-game average of 140.9, while its opponent's average is over 30 yards less than last season.

Did You Know?: The Tribe's 44-41 win on Saturday marked the first time this season the Tribe attempted more than 30 passes in a victory. The Tribe was 0-2 on the season coming into Saturday when attempting 30, or more, throws.

INDIVIDUAL OFFENSIVE NOTES

Fantastic Phillips: Redshirt freshman quarterback Jake Phillips earned the league's Offensive and Rookie of the Week honors for playing a critical role in helping the Tribe rally for a remarkable 21-point fourth quarter comeback in Saturday's 44-41 double overtime win at Northeastern.

Phillips entered the game with just under six minutes remaining in the third quarter and threw for four touchdowns and scored the game-winning touchdown on an 8-yard keeper in the second extra period.

Phillips completed his first eight throws and went on to complete 16-of-18 attempts for 231 yards and three touchdowns, all of which came in the fourth quarter, in regulation to force overtime, before tossing a 20-yard touchdown pass in the first overtime and running for the game-winner in the second extra frame. He finished the day 18-for-20 for 256 yards and four touchdowns, both career-highs, and added 32 yards rushing on nine attempts.

Phillips had scoring passes of 30, 22, 27 and 20 yards, becoming the first Tribe quarterback to throw for four touchdowns in a game since Lang Campbell ('05) accomplished the feat against Richmond in last year's regular season finale.

It was also the third time this season Phillips passed and ran for at least one score, having also done it against both VMI and Liberty.

The rookie of the week citation is Phillips' second of the season, having also received the award on Sept. 11 after leading the Tribe to a 41-7 victory over VMI.

In five games this season, Phillips has thrown for 656 yards (131.2 per game) and seven touchdowns on 46-for-57 (80.7%) passing with one interception, resulting in an amazing quarterback rating of 214.4.

The following are just a few highlights from Phillips' performance on Saturday:



Sophomore WR Joe Nicholas brings a 20-yard TD catch from Jake Phillips in the first overtime Saturday.

- By completing 18 of his 20 total attempts (.900), he established the school's single-game record for completion percentage for a QB (with a minimum of 20 attempts).

- His 231 yards passing in the fourth quarter (on 16 completions in 18 attempts) smashes the school's single quarter record for passing yards (which was held by 2004 Payton Award winner, Lang Campbell – who passed for 159 yards in the first quarter of the Tribe's 31-28 loss at Delaware last season).

- With touchdown passes of 30, 22 and 27 yards in the fourth quarter, he became just the third quarterback in William and Mary history to throw for three TDs in a single quarter, matching the accomplishments of Campbell (vs. UD in '04) and Shawn Knight (vs. Maine in '93)

- The total of 256 passing yards ranks as the third highest single-game total for a freshman, trailing only a pair of gems by David Corley in 1999 (259 yards vs. James Madison and 258 yards vs. Villanova).

- Phillips' four TD passes also tied Corley for the Tribe's single-game record for a freshman, a feat Corley accomplished twice (as do his five total TDs responsible for).

Closer Look: Certainly, Phillips numbers are skewed some by his relatively limited playing time, but the following is just a thumbnail look at some of the more noteworthy achievements he's put together through just five games:

- Of his seven TD passes this season, six have been from 20 yards, or longer. His shortest scoring strike was a 19-yard pass to DeBrian Holmes vs. VMI.

- While his ratio of one TD pass per every 8.1 attempts ranks second only to JMU's Justin Rascati (9.1) amongst league starters, his average of 11.5 yards an attempt is the league's highest mark.

- He has been under center for a total of 24 drives this season amongst his five appearances and has led the Tribe to scores of some variety on 16 (14 touchdowns and two field goals). Of the eight drives the Tribe didn't score, only three had been ended with punts.


- His three rushing touchdowns and 90 yards gained (without yards lost due to sacks) ranks him second and third on the squad, respectively, despite only having 20 attempts on the season.

- Since starting the season with a 2 for 5 performance in limited action at Marshall, he has thrown just eight incompletions in his last 52 attempts.

- Earned the league's Rookie of the Week honor in his only start on the season, leading the College to a 41-7 win over VMI by completing 17 of his 21 attempts for 202 yards and a score. He also added 19 rushing yards and one score on four rushing attempts.

Ground Breaking: Despite being limited to a season low in rushing yards (89) and being held without a score for the first time in six games this season, Tribe junior tailback Elijah Brooks found ways to contribute to the comeback win. With the rushing yards coming tough in the early going, Brooks stepped up and made a season and career high five catches that went for 34 yards. Of his 123 total yards, 52 came in the pivotal fourth quarter and overtime sessions.

The following is a quick look at some of Brooks' accomplishments to this point in the season:



Redshirt freshman WR Elliott Mack catches a 22-yard TD pass from Jake Phillips in the fourth quarter that cut the deficit to 31-24.

- With 679 rushing yards and an average of 113.2 yards per game, Brooks is currently the league leader in rushing average. He is already past his entire 14-game rushing total from 2004 (661 yards) and is on pace to seriously challenge Alvin Porch's 11-game season school record rushing total of 1,316 set in the 1997 season (Porch averaged just a touch over 119 yards a game that year).

- His nine rushing TDs on the season leads the league, while his average of 11.0 points per game ties him for the league's top mark. He currently is tied for fourth nationally.

- With 135 yards and four TDs on a career high 32 attempts vs. New Hampshire, Brooks earned the league's Offensive Player of the Week honors for the first time in his career.

- Brooks has also contributed 143 yards receiving on 15 catches this season and his average of 137.0 all-purpose yards per contest ranks him third in the league.

Did You Know?: Brooks' 11 touchdowns through five games was the most prolific scoring stretch for the College since Robert Green (1988-91) scored 12 in the five games between the fifth and ninth contests of the 1990 season.

Extra Effort II: 'Determined' would be one of the first words used to describe Brooks' running style, as the 5-9, 210-pound product of DeMatha High (MD) seems to prefer the direct approach when attacking defenses. Perhaps no stat reflects this better than his yards after contact.

Against New Hampshire, Brooks rolled to 92 of his 135 total rushing yards after being hit for the first time, breaking 17 total tackles along the way. This past weekend, 59 of his 89 yards came after shaking the first defender.

For the season, the Tribe coaching staff has it figured that 375 of his 679 total rushing yards have come after breaking at least one tackle.

Large Contributions: As the team continues to assault the scoreboard in record bunches, the contributions of the team's offensive front can't be overlooked. Despite losing a starting guard in each of the first two contests of the season

**SPORTS NETWORK I-AA TOP 25
OCTOBER 10, 2005**

Team (First Place Votes)	2005 Record	PR
1. Western Kentucky (64)	5-1	3
2. Furman (11)	6-1	5
3. Cal Poly (21)	5-1	6
4. Hampton (16)	7-0	7
5. New Hampshire (1)	5-1	8
6. Eastern Washington	4-2	12
7. Texas State (1)	5-1	10
8. Massachusetts (2)	5-1	13
9. Montana	4-2	2
10. Southern Illinois	4-2	1
11. James Madison	4-2	4
12. William and Mary	4-2	11
13. Northern Iowa	4-2	14
14. Coastal Carolina	5-1	15
15. Youngstown State	6-1	17
16. Appalachian State	4-2	19
17. North Dakota State	4-2	18
18. Montana State	4-3	9
19. South Carolina State	5-1	21
20. McNeese State	3-1	25
21. Lehigh	4-2	20
22. Northwestern State	3-2	23
23. Hofstra	4-2	NR
24. Georgia Southern	4-3	16
25. Portland State	4-3	NR

**ESPN/USA TODAY I-AA TOP 25
OCTOBER 10, 2005**

Team (First Place Votes)	2005 Record	PR
1. Western Kentucky (25)	5-1	3
2. Furman (6)	6-1	5
3. Cal Poly (10)	5-1	6
4. Hampton (10)	7-0	7
5. New Hampshire	5-1	10
6. Eastern Washington	4-2	12
7. Massachusetts	5-1	13
8. Texas State (1)	5-1	9
9. William and Mary	4-2	11
10. Montana	4-2	2
11. Southern Illinois	4-2	1
12. James Madison	4-2	4
13. Northern Iowa	4-2	14
14. Youngstown State	6-1	15
15. Coastal Carolina	5-1	16
16. North Dakota State	4-2	18
17. Appalachian State	4-2	19
18. Montana State	4-3	8
19. South Carolina State	5-1	22
20. Northwestern State	3-2	20
21. Lehigh	4-2	21
22. McNeese State	3-1	25
23. Hofstra	4-2	NR
24. Portland State	4-3	NR
25. Alabama State	6-1	NR

W&M IN THE RANKINGS IN 2005

Week	Sports Network	ESPN-USA Today
Pre.	9	9
Sept. 5	11	--
Sept. 12	7	7
Sept. 19	16	16
Sept. 26	19	17
Oct. 3	17	17
Oct. 10	11	11
Oct. 17	12	9
Oct. 24		
Oct. 31		
Nov. 7		
Nov. 14		
Nov. 21		
Final		

(Ryan Lumm at Marshall, Matt Ridjaneck at VMI), the unit has re-fitted and continued to force the issue at the line of scrimmage.

Currently, the team is the league's top ranked scoring offense (39.3) and ranked third in both rushing offense (194.0) and total offense (441.3). Much of the credit for the continued continuity on the front can be given to line coach Bob Solderitch and his coach on the field, starting center Pat Mulloy, who, along with left guard Mike Grenz, has started the majority of games over the last three seasons and brings a great deal of leadership to the unit. Junior starting right guard Cody Morris is a returning all-conference performer and teams with sophomore right tackle Brad Stewart to give W&M's QBs solid protection on the blind side, while fellow sophomore Brent Cochran has received a baptism by fire at left tackle, taking over the starting role after the second game of the season.

Good Hands People: While Jake Phillips was the triggerman for the frenetic late game heroics, the sure-handed work of wide outs Josh Lustig, Joe Nicholas and Elliott Mack cannot be overlooked. Playing in miserable rainy conditions that were more suited to catching colds than spirals, the trio was nothing short of perfect when it came to making plays.

Lustig recorded a career high in yards with 126 on six grabs, while Nicholas contributed seven catches for 105 yards and two TDs. Mack brought down two passes for 31 yards, including a clutch 22-yard touchdown. The trio had combined for just three catches and 57 yards before the fireworks started in the fourth quarter, which saw the tandem team up for 205 yards and four TDs on 12 receptions.

Did You Know?: The last time W&M had a pair of receivers go over the 100-yard receiving mark in the same game came roughly one year prior against Northeastern, when Nicholas combined to turn the trick with graduated All-American wide out Dominique Thompson.

Play of the Day: On the team's first possession of the fourth quarter, the Tribe faced a critical fourth-and-14 from the Northeastern 30-yard line. An empty possession at this point would have all but doomed the Tribe's seemingly dim comeback chances, as Northeastern would have taken possession with just under 12 minutes remaining, up 21 points.

With the game on the line, Phillips took the snap and rolled right, influencing several Husky defenders to come down towards the line of scrimmage. Nicholas worked his way across the middle of the field, towards the left corner of the end zone. Under heavy pressure, Phillips unloaded the ball back across his body and field with a feathery touch. With the ball being delivered before he made eye contact, Nicholas did a brilliant job of both beating his defender, picking up the ball and adjusting his route to make the crucial 30-yard TD grab.

Did You Know?: The last time W&M managed a 21-point, fourth quarter comeback, Nicholas had nearly mirror images as far as numbers are concerned. In the double OT win vs. Delaware, he caught two TDs, one in regulation and one in overtime, and had 94 receiving yards.



Senior LB Thad Wheeler sacks NU QB Anthony Orio in the fourth quarter Saturday. It led to a Huskie punt, one of four W&M forced in the fourth quarter.

Back on Track: One week removed from having his streak of 11-straight games with four catches, or more, snapped against New Hampshire, Nicholas' seven-catch, 105-yard effort extends his streak of games with more than at least one grab to 12. He has caught at least one pass in all but one of his 19 career appearances.

He now has gone over the 100-yard receiving mark three times this season and five times in his career. His five career 100-yard afternoons ties him for eighth all-time on the Tribe's career listings.

Overall, Nicholas has 94 career catches for 1,233 yards, with nine TDs.

Nicholas is currently sixth in the league in receiving yards a game with an average of 86.8, while his average of 5.60 receptions a contest also ranks him sixth.

Sure Footed: For the Tribe faithful, nothing has become so taken for granted than the point after touchdown, as senior All-American place-kicker Greg Kuehn has all but taken the drama out of the task, hitting on an impeccable 152 of his 157 career attempts. But, there was certainly nothing automatic about his final four attempts at Northeastern, as the wet weather made handling the ball anything but sure.

Snapper Mike Grenz, holder Christian Taylor and Kuehn performed flawlessly, though, hitting true on all five extra point efforts on the afternoon.

Kuehn has already become the Atlantic 10 Conference's all-time leader in career field goals. His total of 53 broke Hofstra's Chris Onarato's one-year old record total of 50 (set between the 2000-04 seasons).

The reigning A10 Special Teams Player of the Year, Kuehn has not disappointed in the early going of the 2005 season, as he has been true on seven of his 10 field goal attempts and 29 of his 30 extra point attempts.

Kuehn has been strikingly consistent in his three-previous years as the team's starting place-kicker, as he has never hit on less than 67% of his field goal attempts in any single season. He has a career conversion rate of 69% (53 of 77).

His conversion rate on extra points is even

more impressive, as he has knocked through 98% of his career attempts (152 of 155), including 130 of the last 132.

The 6-3, 200-pound native of Potomac Falls, VA already has secured his legacy as one of the program's premier special team's performers, and has several career records, both school and conference, within his grasp. Kuehn has also moved into the national charts, ranking seventh in career scoring in Division I-AA history. The following is a look at just a few of Kuehn's accomplishments:

- He currently has 311 career points, which has pushed him past Steve Christie's previous school career record of 279, set between the 1985-89 seasons.
- He already is the A10's all-time leader in points by a kicker, surpassing former Tribe great Brian Shallcross, who amassed 272 points between the 1994-97 seasons. (Note that the Tribe was not in a league during Christie's playing career).
- He needs just five more field goals to pass Steve Christie's school career record of 57.
- With 29 extra-points already this season, he moved his career total to 152 and has passed current Villanova place-kicker Adam Jones into second-place on the league's all-time charts in that category. His fourth extra-point vs. VMI in the season's second game moved him past Shallcross and into first place on the Tribe's career PAT listings.
- He already is the College's career record holder for consecutive extra points, as he had run up 99-straight PATs without a miss until hitting the upright in the team's NCAA Quarterfinal win over Delaware.
- His three-field goal performance vs. URI earlier this season stands as the seventh time in his career that he has hit three field goals in one game, which also stands as a school record.

Last, But Not Least: Sophomore fullback Matt Otey scored the Tribe's first touchdown of the game on a three-yard TD pass from sophomore quarterback Mike Potts in the first quarter. For his career, Otey now has three career receptions, and two have gone for scores (his only reception last season was a one-yard TD grab at James Madison, which brought the Tribe even at 14-14



Senior DE Jonas Watson (bottom) and junior DT Brian Williamson (77) make a stop at Northeastern Saturday. Watson had a career-high 10 tackles.

in a contest the team eventually won 27-24).

TEAM DEFENSIVE NOTES

Better Late: After allowing three one-play scoring drives in the third quarter Saturday at Northeastern to trail 31-10 with 5:35 remaining in the quarter, the Tribe apparently had the Huskies right where they wanted them. From that point on, the defense did not allow another first down, forcing four three-and-outs, and four NU punts, in the remaining regulation time, while Jake Phillips and the offense completed the amazing comeback on the other side of the ball.

In fact, W&M surrendered a total of 19 yards in the final 20 minutes of the game, an average of 1.6 yards per play. In building the 31-10 advantage, NU had averaged 6.6 yards per play on 52 snaps, a total of 345 yards up to that point. The Huskies were 0-for-5 on third down conversions in the second half, including 0-for-3 in the fourth quarter.

The Stand: Phillips' game-winning score against the Huskies could have perhaps only tied the score in double-overtime on Saturday, if it weren't for the defense's huge goal line stand on Northeastern's possession. NU began its second OT series with a 7-yard run by Maurice Murray to the 18, and on second down, Murray plowed his way down to the 4-yard line, a 14-yard gain resulting in first-and-goal for the Huskies.

From there, the defensive front buckled down, as senior tackle Larry Pendleton and junior tackle Brian Williamson plugged the middle, forcing Murray outside on two consecutive carries. On first down, senior Jonas Watson dropped Murray for a loss of 1, and on second down senior Adam O'Connor brought down Murray at the 3-yard line. NU went to the air on third-and-three, but senior linebacker Thad Wheeler flushed Huskie quarterback Anthony Orio out of the pocket and the pressured pass sailed harmlessly out of bounds through the end zone. NU's Miro Kesic converted the short field goal on fourth down, leaving the door open for Phillips' heroics.

Been There Before: The Tribe's fourth quarter effort at Northeastern Saturday was reminiscent of the 2004 NCAA Quarterfinal victory over Delaware, when W&M also trailed 31-10 in the fourth quarter before rallying for a 44-38 double-overtime victory over the Blue Hens.

Saturday, the defense allowed 15 total yards (9 pass, 6 rush) in the fourth quarter on nine plays, one yard fewer than UD gained in the pivotal fourth quarter last season on 15 total plays. Northeastern quarterback Anthony Orio was 1-for-2 in the frame, completing a 9-yard pass that fell short of moving the sticks on a third-and-10. As mentioned, the Huskies' net of 6 yards rushing came over seven plays (1.2/att.), a stark contrast to Northeastern's average of 4.4 yards per carry and net of 185 yards rushing through the first three quarters.

Similarly, last season, UD had piled up 211 yards rushing on 34 attempts through three quarters, before W&M allowed a net of minus-6 yards rushing in the fourth quarter on six attempts. The Blue Hens were also 7-for-11 on third down conversions through three quarters, before going 1-of-5 against the Tribe in the fourth quarter.



Sophomore DB David Page was named the coaching staff's special teams player of the week for his efforts at Northeastern. Page has eight tackles in his last two games.

Working Overtime: The defense's late heroics were even more impressive considering the fact the unit was on the field for a season high 33:11 on Saturday. The majority of the time came in the second quarter, when the Huskies had the ball for 11:23. It was the first time this season W&M, which ranks fourth in the A10 in average time of possession (31:37), failed to hold the ball longer than its opponent.

Numbers Deceiving?: With Northeastern putting up 41 points and 413 total yards, its hard to say those numbers were deceiving. Maybe so, but if you go inside the numbers from Saturday's game, you could find, for example, 345 of those yards came in the first three quarters, or 83.5% of the Huskies' production was done before the Tribe's monumental comeback, when the defense's efforts shined. Furthermore, 42.9%, or 148 yards, of NU's total offense and 21 points of the Huskies' three-quarter totals came on just four plays (a 52-yard Orio to Parks toss on the game's first snap, Parks' 70-yard TD catch in the third, Orio's 15-yard TD keeper, and Murray's 10-yard TD run).

The two touchdown runs came directly after Tribe turnovers, which gave the Huskies two possessions starting in the red zone. NU's average starting field position in the third was the Tribe's 48-yard line.

Table Setters: The Tribe kept its streak of scoring after turnovers alive on Saturday, when Greg Kuehn hit his second-quarter 33-yard field goal after the Huskies fumbled away a kickoff return. This time, it was the special teams unit that delivered the turnover, as sophomore reserve linebacker William Turner crunched NU returner Alex Broomfield at the 18-yard line, causing the fumble that was recovered by true freshman Michael Pigram at the 20. Four plays later, Kuehn connected on the field goal.

The Tribe defense, or special teams, has "set the table" for at least one score, directly or indirectly, in every game this season. The direct score came on Stephen Cason's 57-yard INT return for a touchdown at VMI. Of the Tribe's 14 caused turnovers this season, W&M has produced points on eight occasions following the take-away, six

times scoring a touchdown.

Two of the Tribe's four take-aways against UNH on Oct. 8 indirectly led to two W&M touchdowns, as Potts found Lustig in the end zone for a touchdown after Jon Shaw's fumble recovery, and Brooks barreled in for a score after Josh Rutter's fumble recovery in the second quarter.

Three's Company: With Jon Shaw (11), Jonas Watson (10) and Josh Rutter (10) all reaching double-digit tackles, W&M had three players in double-figures for the first time this season, and the first time since the Tribe's 27-24 win at James Madison last season [Ndubueze (12), Miller (11), Cason (10), Nickell (10)].

INDIVIDUAL DEFENSIVE NOTES

Playing It Safe(ly): Senior strong safety Jon Shaw had a solid game at Northeastern, leading the squad with a career-high 11 total tackles. Shaw eclipsed his previous personal best of 10 tackles, which was set in the season-opening loss at Marshall. Before that, Shaw's personal best stood at nine tackles, set last season against Hampton in the first round of the NCAA I-AA Playoffs and again matched two weeks later in the semifinals against JMU.

Shaw was credited with eight solo tackles against the Huskies Saturday, in addition to 1.5 TFL and one pass break-up. For the Tribe faithful, hopefully Shaw is heating up for the stretch run, as the hard-hitting senior has now recorded 19 total tackles, 13 solos, a fumble recovery and two PBUs in his last two games.

UNH head coach Sean McDonnell was quick to recognize the play of Shaw (strong) and fellow senior, free safety James Miller, noting how the duo "played downhill" and had tight coverage in the secondary. Shaw tied for second on the squad with eight total tackles and recovered a fumble against the Wildcats.

Career Fair: Although he failed to record a sack for the first time in three games, senior defensive end Jonas Watson posted a career-high 10 total tackles at Northeastern, including a game-high 3.0 tackles for loss. It surpassed his previous career-best of eight, set in the win over VMI earlier this season. With three TFL, Watson has now recorded at least one stop for a loss in three consecutive games, five in total, and he now leads the squad with 8.0 TFL on the year.

Watson's 10 tackles against the Huskies matched his entire freshman season total and surpassed his sophomore year total of seven.

In his last two games, both starts, Watson has 17 total tackles, including 4.0 TFL and one sack, and a forced fumble. He ranks third in the A10 in TFL and third in sacks with 5.0. Watson is also tied for the league lead with two forced fumbles.

Fantastic Frosh: Perhaps the most consistent producer on the defensive side of the ball this season has been redshirt freshman linebacker Josh Rutter. After leading the squad in tackles in the first four games of the year, Rutter has continued to flourish in his rookie season with 18 total stops in the last two games, including 10 tackles Saturday at Northeastern. It was the second time this season Rutter reached double-digit tackles, with the first coming in the season opener at Marshall where he registered a career-best 16 in his first collegiate game. Against UNH

on Oct. 8, he finished with eight tackles, second on the team, recovered a fumble, the first of his career, and added one solo TFL for a loss of yard.

Rutter tallied seven solo tackles against the Huskies Saturday and one tackle for loss. With the TFL, he is the only Tribe defender this season to record at least 0.5 TFL in each of the first six games.

Rutter was the first Tribe defender, of any class, to lead the squad in tackles in four consecutive games since Martin Magerko ('01) did it over the first four games of 2001 against UMass (13), VMI (11), ECU (11) and UNH (15).

Back in Action: After missing the entire Liberty game and playing just a couple snaps of the UNH triumph battling heart problems, senior linebacker Thad Wheeler was back in the fold Saturday at Northeastern, logging significant playing time in the middle of the Tribe defense. Not content with just being out there, Wheeler provided one of the biggest defensive plays of the game in the fourth quarter, when he sacked Orio for a 4-yard loss on third-and-five, as the Huskie quarterback appeared ready to run for a possible first down. The play kept the Tribe's late momentum rolling, as W&M had just pulled within 31-17 on Phillips' first TD pass. In the second OT, it was Wheeler who broke into the backfield on a blitz and forced Orio's incomplete pass on third down, which preceded the Huskies' 22-yard field goal. Wheeler finished with three total tackles. He also reclaimed his duties as the team's long snapper, doing an admirable job with the rain-soaked ball all afternoon.

On the Campaign Trail: Senior Stephen Cason had another solid outing Saturday at Northeastern, finishing with six total tackles, including three solos. His exploits in the 42-10 win over top-ranked New Hampshire on Oct. 8 was additional fuel for what is turning into a solid campaign for national postseason honors.


Cason, a second team All-Atlantic 10 selection in 2004, returned the opening kickoff Saturday 92 yards for a touchdown, his first career return for a TD. It bolstered his season average to 29.6 yards per kickoff return, which ranks second in the A10. For his efforts, Cason was named the A10 Special Teams Co-Player of the Week.

Defensively, Cason tallied a team-high nine total tackles, including six solo stops, and added his third interception of the season by picking off the league's top passer in the W&M end zone for a third-quarter touchback, as the Tribe held the nation's top offense scoreless in the second half.

On the year, Cason has now scored two touchdowns, including a 57-yard INT return for a score at VMI on Sept. 10. He's tied for third on the team with 33 total tackles.

Rare Gem: When Cason took the opening kickoff back for 92-yards and a score two weeks ago against UNH, he not only set the tone for what turned out to be a ground-breaking afternoon of football for the College, but also accomplished a feat that had never been done in Jimmie Laycock's 290 career games on the Tribe sideline. As far back as the Tribe Sports Information Staff could effectively research it, no Tribe player has returned the opening kickoff for a touchdown since Laycock took the helm in 1980.

Cason's average of 26.4 yards per kickoff return is currently third in the conference. The



Sophomore P Blair Pritchard ranks third in the A10 in punting, averaging 40.4 yards per kick. He averaged 41.0 yards on four punts at Northeastern.

Tribe's single-season record for return average is 28.4, set by Dick Pawlewicz in 1974.

Just Because We Looked It Up: The College has returned a total of 1,100 kickoffs in Laycock's 26-year tenure as head coach. Of these, only five have been returned for touchdowns. No squad has ever had two returned in one year.

Prime Positioning: Junior punter Blair Pritchard is emerging as one of the league's top special teams weapons after his latest effort in the driving rains and wind at Northeastern Saturday. Pritchard punted four times for 164 yards, a steady average of 41.0 yards per kick. He again did a commendable job handling a wet ball and slick conditions, as there was standing water present in various locations on the Parsons Field artificial surface.

In his last two games, Pritchard has added over a full yard to his average, up to 40.4 from 39.1 after the URI game. At 40.4 yards per punt, Pritchard ranks third in the A10.

Against UNH, he punted six times for a career-high 256 yards. His efforts were one of the main reasons UNH had an average starting field position at its own 28-yard line, as Pritchard downed three punts inside the Wildcat 20 and had another kick downed at the 20-yard line itself. Working in sloppy field conditions, Pritchard blasted a career-long punt of 64 yards and also uncorked a 57-yarder in the first half. For his efforts, Pritchard was named the coaching staff's special teams player of the week.

Page Turner: Sophomore defensive back David Page was named the coaching staff's special teams player of the week for his efforts at Northeastern on Saturday. He was credited with one solo tackle in kick coverage and also helped force a fumble that was recovered by freshman Michael Pigram. This comes on the heels of a career-high seven tackles against UNH on Oct. 8, three of which were solo stops on kick and punt coverage. Page's previous career-best came against Liberty in 2004, when the then redshirt freshman was in on five tackles in the Tribe's 37-17 win.

IN THE SPOTLIGHT: GREG KUEHN, SR., PK

Hometown: Potomac Falls, VA

Roommate: I live with a member of the golf team, Tom McGinn

Can you beat him in golf?: I am no competition, but I am planning on getting some lessons from him before I graduate

You are savvy to new technology, what is your favorite?: I will be the first to buy a cell phone, that is also an mp3 player, a five mega pixel camera and a PDA. That's when I'll be impressed.

What has been your favorite summer job?: Last summer, I was a research associate with a bio technology company called Biosherex. I also assisted in writing a homeland security grant proposal for the same company.

Did you understand much about the science involved?: The product this company produced was a specific measurement instrument in the biochemical field [one that's eventual application could be as a monitor for chemical/biological weapons in public places]. As a biology and computer science major, I could help some in researching the proposal. But, I obviously learned a lot.

What did you learn?: I learned a lot about genetic analysis technology, such as electrophoresis and micro arrays, you know some basic things.

What was your favorite movie this summer?: Crash and The Life Aquatic. I am a really big fan of Life Aquatic director Wes Anderson's movies.

What role from any of his movies could you see yourself in?: Captain, Steve Zissou from Life Aquatic. My dad actually has a boat he is trying to fix up and go on scientific explorations in the Chesapeake Bay, so I might get my chance.

What was the last thing you've created from scratch?: A contraption I made from PVC pipe for holding footballs upright. I use it to practice when I don't have a holder.

Best non-sport specific skill: Fixing computers, and it's sort of a curse, since I wind up with a lot of people coming to me with their computer problems.

Amongst the kickers on the squad, who could play another sport?: (Junior punter) Blair Pritchard would be a wicked rugby player.

What have been your favorite classes since coming to the College?: Emerging Diseases and Bacterial Symbiosis.

What diseases made the list?: Avian Flu, it's nasty. I am getting my flu shot this year.

Do you have any pre-test rituals?: I am devout procrastinator, so I drink lots of coffee and do a lot of last second studying.

What non-sports related clubs have you belonged to?: I have done a lot of public service and been a member of the Boy Scouts.

Did you make it to Eagle Scout?: Yes.

What was your hardest badge?: Getting the Eagle. I had to do a big public service project, so I helped renovate what was basically a garbage dump into a park with grass, benches and a barbecue pit.

Did you ever get lost during scouting trips?: Actually, I once got lost in the Swiss Alps during an outing. It's a long story, but I almost walked off a cliff. It was pretty scary.

THE TRIBE IN 2005

Overall: 4-2
 At home:.....2 - 0
 Away:.....2 - 2
 On grass:.....3 - 1
 On turf:1 - 1

A-10 overall:2 - 1
 A-10 home:1 - 0
 A-10 road:1 - 1

By Month:
 September:2 - 2
 October:2 - 0
 November:0 - 0
 December:0 - 0

When scoring first3 - 1
 When opponent scores first1 - 1
 When scoring 20+ points4 - 2
 When scoring less than 20 points0 - 0
 When leading at half3 - 0
 When trailing at half0 - 2
 When tied at half1 - 0
 When leading after 3 qtrs3 - 0
 When trailing after 3 qtrs1 - 2
 When tied after 3 qtrs0 - 0
 When out-passing opponent3 - 1
 When out-rushing opponent3 - 1
 When out-gaining opp. (total off.)3 - 0
 When out-gained by opp1 - 2
 With 35+ passing attempts1 - 2
 With less than 35 passing attempts3 - 0
 With 30+ rushing attempts4 - 2
 With less than 30 rush attempts0 - 0
 When leading TOP3 - 2
 When trailing TOP1 - 0
 With an individual 100-yd rusher2 - 2
 With an individual 200-yd passer3 - 1
 With an individual 100-yd receiver3 - 0
 With opponent 100-yd rusher1 - 1
 With opponent 200-yd passer1 - 2
 With opponent 100-yd receiver2 - 1
 When leading turnover ratio3 - 1
 When trailing turnover ratio1 - 1



Senior Greg Kuehn is the school's all-time leading scorer with 311 career points. Kuehn needs four field goals to tie the W&M career record of 57, held by former NFL-standout Steve Christie (1986-89).

2005 WILLIAM AND MARY ALPHABETICAL ROSTER

No.	Name	Cl.	Pos.	Ht.	Wt.	High School	Hometown
41	Alexander, Sheldon	Fr.	WR	6-1	200	Woodberry Forest	Gordonsville, VA
36	Allen, Kevin	RF	DB	6-2	195	Highland Springs	Richmond, VA
16	Archer, R.J.	Fr.	QB	6-2	198	Albemarle	Earlsville, VA
86	Atchison, Andrew	So.	TE	6-7	235	Albemarle	Charlottesville, VA
88	Boykin, Obie	RF	DB	6-3	190	Surry County	Williamsburg, VA
40	Bratton, Adam	Sr.	TE	6-4	250	Montoursville	Montoursville, PA
9	Brooks, Elijah	Jr.	RB	5-9	210	DeMatha	Largo, MD
6	Burrow, Brandon	So.	DB	5-11	180	Colonial Heights	Colonial Heights, VA
49	Bynum, Raphael	Fr.	FB/LB	5-9	230	North Stafford	Stafford, VA
31a	Canty, Major	Fr.	RB	5-11	205	Tennessee	Bristol, TN
22	Cason, Stephen	Sr.	DB	6-0	210	James River	Richmond, VA
67	Cochran, Brent	So.	OL	6-5	300	South Lakes	Reston, VA
32	Coley, Delmus	Jr.	RB	5-8	195	Floyd Kellam	Virginia Beach, VA
37	Cox, Derek	RF	DB	6-1	185	J.H. Rose	Winterville, NC
15	Davis, Corey	Jr.	WR/P	6-1	195	Deep Creek	Chesapeake, VA
45	Falbo, Graham	So.	FB	6-0	250	Westfield	Centreville, VA
60	Ferebee, Melvin	Fr.	DL	6-1	240	Hampton Roads Academy	Hampton, VA
73	Ferrante, John	Fr.	OL	6-6	305	Urbana	Frederick, MD
79	Grant, Michael	RF	OL	6-5	305	Notre Dame	Wrightstown, NJ
75	Grenz, Michael	Sr.	OL	6-3	285	Wayne Hills	Wayne, NJ
95	Griffin, Jr., Jerome	Sr.	DL	6-1	240	Crestwood	Sumter, SC
76	Haley, Michael	RF	OL	6-1	265	Great Bridge	Chesapeake, VA
43	Herbert, Cortenous	Fr.	DL	6-3	260	Northwest	Germantown, MD
53	Hiteshew, Luke	RF	OL	6-1	287	Mount St. Joseph	Baltimore, MD
28	Holmes, DeBrián	RF	RB	5-9	180	Woodside	Fort Eustis, VA
64	Horvath, Ryan	So.	OL	6-1	220	Midlothian	Midlothian, VA
80	Houff, David	RF	WR	6-1	187	Blacksburg	Blacksburg, VA
78	Ilardo, Chris	Fr.	OL	6-3	280	St. Paul's School	Baltimore, MD
17	Jackson, Paris	So.	WR	6-2	200	Westfield	Centreville, VA
42	Johnson, Fred	Fr.	DB	6-1	190	St. Christopher's	Richmond, VA
92	Jones, Ryan	So.	DL	6-3	252	Blacksburg	Blacksburg, VA
51	Kelley, Tim	So.	OL	6-2	290	Watkins Memorial	Pataskala, OH
25	Kuehn, Greg	Sr.	PK	6-3	215	Potomac Falls	Potomac Falls, VA
7	Lanning, Brian	Fr.	WR	6-0	180	Frederick	Frederick, MD
99	Larkins, Josh	RF	DL	6-2	300	Toms River North	Toms River, NJ
38	Letcavage, Andrew	Fr.	LB	6-1	205	Mt. Carmel Area	Kulpmont, PA
72	Lissemore, Sean	Fr.	DL	6-4	245	Dumont	Dumont, NJ
63	Lumm, Ryan	Sr.	OL	6-3	280	Santa Margarita	Mission Viejo, CA
33	Lustig, Josh	Sr.	WR	5-9	175	Cathedral Prep	Erie, PA
2	Mack, Elliott	RF	WR	6-0	188	Delbarton	Irvington, NJ
3	Marianacci, Joe	RF	WR	6-0	186	Wyoming Area	West Pittston, PA
47	McAulay, D.J.	Fr.	WR	5-11	170	Westminster School	New Haven, CT
62	McCutcheon, Thomas	Fr.	OL	6-5	330	Deep Creek	Chesapeake, VA
52	McLaurin, Travis	Sr.	LB	5-11	240	Thomas McKean	Wilmington, DE
23	McLaurin, Trevor	Jr.	RB	5-11	230	Thomas McKean	Wilmington, DE
54	McMurrer, Peter	Fr.	LB	5-11	220	Centreville	Clifton, VA
21	Miller, James	Sr.	DB	6-1	200	Lake Taylor	Norfolk, VA
87	Mitchell, Trey	RF	PK	5-10	165	Radford	Radford, VA
19	Molenaar, Brett	Fr.	QB	6-4	208	Coast Union	Cambria, CA
61	Moore, Christopher	Fr.	OL	6-1	260	Amherst County	Madison Heights, VA
68	Morris, Cody	Jr.	OL	6-4	285	Hazelton Area	Jeansville, PA
4	Muldrow, Leonard	Jr.	DB	5-9	180	Ocean Lakes	Virginia Beach, VA
59	Mulloy, Patrick	Sr.	OL	6-4	315	Salesianum	West Chester, PA
82	Muro, Evan	RF	TE	6-6	246	Warwick	Newport News, VA
56	Muse, C.J.	Fr.	OL	6-4	310	Lexington	Lexington, SC
57	Neely, Brian	Jr.	DL	6-4	298	Lee Davis	Mechanicsville, VA

No.	Name	Cl.	Pos.	Ht.	Wt.	High School	Hometown
27	Nicholas, Joe	So.	WR	6-3	211	Hazelton Area	Sugarloaf, PA
55	Nickell, Ryan	Jr.	LB	6-2	210	Tabb	Yorktown, VA
30	Nickerson, Matt	Fr.	RB	5-9	176	Woodson	Fairfax Station, VA
90	O'Brien, Eric	RF	DL	6-1	268	Delone Catholic	Abbottstown, PA
97	O'Connor, Adam	Sr.	DL	6-8	275	Ragsdale	Greensboro, NC
39	O'Neill, T.J.	So.	LB	6-1	238	Tabor Academy	Duxbury, MA
46	Otey, Matt	So.	FB	5-11	230	Hershey	Hershey, PA
13	Page, David	So.	DB	5-9	180	Cardinal Mooney	Sarasota, FL
26	Parrott, LeVince	Jr.	FB	5-10	225	Lafayette	Williamsburg, VA
84	Pate, Brian	Fr.	K/P	5-10	160	Massaponax	Fredericksburg, VA
58	Pendleton, Larry	Sr.	DL	6-3	285	Booker T. Washington	Norfolk, VA
81	Phillips, Brett	RF	WR	6-2	185	Seattle Prep	Seattle, WA
18	Phillips, Jacob	RF	QB	6-3	208	Bath County	Warm Springs, VA
48	Pigram, Michael	Fr.	RB/LB	5-10	218	Hopewell	Hopewell, VA
10	Potts, Michael	So.	QB	6-4	224	Middletown	Middletown, DE
91	Pritchard, Blair	Jr.	K/P	5-11	230	Atlee	Mechanicsville, VA
74	Pugh, Brandon	So.	DL	6-2	261	Indian River	Chesapeake, VA
96	Pulley, Daniel	Fr.	DL	6-3	262	Atlantic Shores Christian	Chesapeake, VA
50	Reyher, Todd	RF	LB	6-0	214	Lafayette	Williamsburg, VA
65	Ridjaneck, Matt	Sr.	OL	6-4	275	Center	Monaca, PA
24	Riley, Richard	Jr.	DB	6-2	185	Gaithersburg	Gaithersburg, MD
89	Robertson, Eric	Fr.	WR	6-2	180	Albemarle	Barboursville, VA
44	Rutter, Josh	RF	LB	6-3	228	Francis Scott Key	Union Bridge, MD
70	Shafran, Jonathan	RF	OL	6-3	255	Langley	Great Falls, VA
35	Shaw, Jonathan	Sr.	DB	6-0	198	Lake Brantley	Altamonte Springs, FL
31	Slye, Cedric	Jr.	DB	5-10	183	St. John's	Washington, D.C.
71	Stewart, Brad	So.	OL	6-3	300	Bethel Park	Bethel Park, PA
29	Stout, Zachary	Jr.	DB	6-0	190	Lee Davis	Mechanicsville, VA
14	Taylor, Christian	Jr.	QB	6-5	205	Grafton	Yorktown, VA
11	Taylor, John	Jr.	WR	6-3	210	St. Albans	Washington, D.C.
66	Tracy, Adrian	Fr.	LB	6-4	230	Potomac Falls	Sterling, VA
85	Trinkle, Matt	Jr.	TE	6-5	260	Allentown C. Catholic	Whitehall, PA
83	Troester, Jordan	Jr.	TE	6-2	240	New Kent	Providence Forge, VA
69	Turner, William	So.	LB	6-1	240	Franklin County	Wirtz, VA
98	Varno, Rob	Fr.	DE	6-5	210	Hoggard	Wilmington, NC
5	Viola, Tony	So.	RB	6-1	217	Stonewall Jackson	Broadway, VA
93	Watson, Jonas	Sr.	DL	6-2	228	Bethel	Hampton, VA
34	Wheeler, Thad	Sr.	LB	6-1	216	Sequoyah	Canton, GA
8	Wheeling, Alan	Jr.	DB	5-9	180	Pulaski County	Dublin, VA
77	Williamson, Brian	Jr.	DL	6-3	281	Whiteville	Nakina, NC
94	Wright, Josh	Jr.	DL	6-3	246	Amherst County	Madison Heights, VA

2005 WILLIAM AND MARY NUMERICAL ROSTER

No.	Name	Pos.	No.	Name	Pos.
2	Mack, Elliott	WR	51	Kelley, Tim	OL
3	Marianacci, Joe	WR	52	McLaurin, Travis	LB
4	Muldrow, Leonard	DB	53	Hiteshew, Luke	OL
5	Viola, Tony	RB	54	McMurrer, Peter	LB
6	Burrow, Brandon	DB	55	Nickell, Ryan	LB
7	Lanning, Brian	WR	56	Muse, C.J.	LB
8	Wheeling, Alan	DB	57	Neely, Brian	OL
9	Brooks, Elijah	RB	58	Pendleton, Larry	DL
10	Potts, Michael	QB	59	Mulloy, Patrick	OL
11	Taylor, John	WR	60	Ferebee, Melvin	OL
13	Page, David	DB	61	Moore, Christopher	OL
14	Taylor, Christian	QB	62	McCutcheon, Thomas	OL
15	Davis, Corey	P/WR	63	Lumm, Ryan	OL
16	Archer, R.J.	QB	64	Ryan Horvath	OL
17	Jackson, Paris	WR	65	Ridjaneck, Matt	OL
18	Phillips, Jacob	QB	66	Tracy, Adrian	OL
19	Molenaar, Brett	QB	67	Cochran, Brent	OL
21	Miller, James	DB	68	Morris, Cody	OL
22	Cason, Stephen	DB	69	Turner, William	LB
23	McLaurin, Trevor	RB	70	Shafran, Jonathan	OL
24	Riley, Richard	DB	71	Stewart, Brad	OL
25	Kuehn, Greg	PK	72	Lissemore, Sean	OL
26	Parrott, LeVince	FB	73	Ferrante, John	OL
27	Nicholas, Joe	WR	74	Pugh, Brandon	DL
28	Holmes, DeBrian	RB	75	Grenz, Michael	OL
29	Stout, Zachary	DB	76	Haley, Michael	OL
30	Nickerson, Matt	RB	77	Williamson, Brian	DL
31	Slye, Cedric	DB	78	Ilardo, Chris	OL
31a	Canty, Major	RB	79	Grant, Michael	OL
32	Coley, Delmus	RB	80	Houff, David	WR
33	Lustig, Josh	WR	81	Phillips, Brett	WR
34	Wheeler, Thad	LB	82	Muro, Evan	TE
35	Shaw, Jonathan	DB	83	Troester, Jordan	TE
36	Allen, Kevin	DB	84	Pate, Brian	PK/P
37	Cox, Derek	DB	85	Trinkle, Matt	TE
38	Letcavage, Andrew	LB	86	Atchison, Andrew	TE
39	O'Neill, T.J.	LB	87	Mitchell, Trey	PK
40	Bratton, Adam	TE	88	Boykin, Obie	DB
41	Alexander, Sheldon	WR	89	Robertson, Eric	WR
42	Johnson, Fred	DB	90	O'Brien, Eric	DL
43	Herbert, Cortenous	DL	91	Pritchard, Blair	P/K
44	Rutter, Josh	LB	92	Jones, Ryan	DL
45	Falbo, Graham	FB	93	Watson, Jonas	DL
46	Otey, Matt	RB	94	Wright, Josh	DL
47	McAulay, D.J.	WR	95	Griffin, Jerome	DL
48	Pigram, Michael	RB/LB	96	Pulley, Daniel	DL
49	Bynum, Raphael	LB	97	O'Connor, Adam	DL
50	Reyher, Todd	LB	98	Varno, Rob	DE
			99	Larkins, Josh	DL

2005 GAME-BY-GAME STARTERS

	Marshall	VMI	URI	Liberty	UNH	Northeastern	Towson	Villanova	JMU	Delaware	Richmond
QB	Potts	Phillips	Potts	Potts	Potts	Potts					
TB	Brooks	Brooks	Brooks	Brooks	Brooks	Brooks					
FB	Trinkle*	Trinkle*	Trinkle*	Trinkle*	Trinkle*	Trinkle*					
WR	Lustig	Lustig	Lustig	Lustig	Lustig	Lustig					
WR	Marianacci	Nicholas	Nicholas	Nicholas	Nicholas	Nicholas					
TE	Bratton	Bratton	Bratton	Bratton	Bratton	Bratton					
LT	Grenz	Grenz	Cochran	Cochran	Cochran	Cochran					
LG	Lumm	Ridjaneck	Grenz	Grenz	Grenz	Grenz					
C	Mulloy	Mulloy	Mulloy	Mulloy	Mulloy	Mulloy					
RG	Morris	Morris	Morris	Morris	Morris	Morris					
RT	Stewart	Stewart	Stewart	Stewart	Stewart	Stewart					
DE	Wright	Wright	Wright	Wright	Watson	Watson					
DE	O'Connor	O'Connor	O'Connor	O'Connor	O'Connor	O'Connor					
DT	Pendleton	Pendleton	Pendleton	Pendleton	Pendleton	Pendleton					
DT	Williamson	Williamson	Williamson	Williamson	Williamson	Williamson					
LB	Rutter	Rutter	Rutter	Rutter	Rutter	Rutter					
LB	Wheeler	Wheeler	Wheeler	O'Neill	Wheeler	O'Neill					
LB	Nickell	Nickell	Nickell	Nickell	Nickell	Nickell					
SS	Shaw	Shaw	Shaw	Shaw	Shaw	Shaw					
FS	Miller	Miller	Miller	Miller	Miller	Miller					
CB	Cason	Cason	Cason	Cason	Cason	Cason					
CB	Wheeling	Wheeling	Wheeling	Wheeling	Riley	Wheeling					

*Started with two tight ends and no FB.

THE LAST TIME IT HAPPENED IN TRIBE FOOTBALL

TEAM

Shut out an opponent **56-0, vs. Liberty, 9/24/05**
 Was shut out.....0-14, at Delaware, 11/1/97
 Consecutive shutouts at NU (32-0), at UNH (39-0), 1995
 Scored 90+ points 95-0, vs. Bridgewater, 1931
 Scored 80-89 points 81-0, vs. Bridgewater, 1930
 Scored 70-79 points 77-0, vs. Bridgewater, 1932
 Scored 60-69 points 62-31, vs. VMI, 9/14/02
Scored 50-59 points..... **55-0, vs. Liberty, 9/24/05**
 Consecutive 50+ games at NU (53), vs. VU (51), 1993
Consecutive 40+ games..... **vs. Liberty (56), vs. UNH (42), vs. NU (44), 2005**
 Passed for 400+ yards 426, vs. NU, 10/28/00
Passed for 300-399 yards **359, vs. Northeastern, 10/15/05**
Passed for 200-299 yards **292, at URI, 9/17/05**
 Rushed for 400+ yards.....433, vs. Villanova, 10/23/99
Rushed for 300-399 yards **335, vs. Liberty, 9/24/05**
Rushed for 200-299 yards **267, at VMI, 9/10/05**
Rushed/Passed for 200+ yards **vs. Liberty, 9/24/05**
 (335 rush, 300 pass)
Had 600+ yds of total offense..... **635, vs. Liberty, 9/24/05**
 Had 500-599 yds of total offense..... 500, vs. UD, 12/4/04
 Had two players rush for 100 yards vs. URI, 10/7/95
Had two players with 100+ rec. yds..... **vs. Northeastern, 10/15/05**
Held opp. under 50 rush yards..... **-6, vs. Liberty, 9/24/05**
 Held opp. under 50 pass yards.....44, vs. URI, 11/9/02
 Held opp. under 100 yards total off..... 82, at Bucknell, 9/21/96
 Allowed 600+ yards of total off.....638, at WMU, 9/6/03
Allowed 500-599 yards total off **578, at URI, 9/17/05**
 Was held under 50 rush yards..... 30, at UD, 10/23/04
 Was held under 50 pass yards.....30, vs. Boston, 9/19/92
 Was held under 100 yards total offense.....None post 1981
Blocked a punt **vs. UNH, 10/8/05**
 Blocked a field goalvs. UR, 40-yard att., 11/20/04
 Returned a blocked punt for TD..... at URI, 12 yds, 9/7/96
 Had a punt blockedat Delaware, 10/23/04
 Had a blocked punt returned for TDvs. Villanova, 11/11/00
 Returned a punt for TD.....at Richmond, 69 yds, 11/22/03
Returned a kickoff for TD **vs. UNH, 92 yds, 10/8/05**
Returned an INT for TD..... **at VMI, 57 yds, 9/10/05**
 Returned a fumble for TDat URI, 0 yds, 10/25/03
 Had a punt returned for TD.....vs. JMU, 70 yds, 10/18/03
 Had a kickoff returned for TD vs. HU, 93 yds, 11/27/04
 Had an int. returned for TDvs. JMU, 69 yds, 12/10/04
Had a fumble returned for TD..... **vs. Marshall, 70 yds, 9/1/05**
 Recorded a safety vs. Villanova, 11/6/04
 Surrendered a safetyat Northeastern, 9/20/03
Scored a defensive TD **at VMI, 9/10/05**
Scored a special teams TD..... **vs. UNH, 10/8/05**
 Scored defensive and special teams TD at UR, 11/21/03
Won in overtime **(2 OTs) 44-41 at Northeastern, 10/15/05**
 Lost in overtime31-34, at JMU, 11/16/02

Bold happened last season.
Bold Italic happened last game.

INDIVIDUAL

Passed for 400+ yds.....426, D. Corley vs. NU, 10/28/00
 Passed for 300-399 yds..... 315, L. Campbell, vs. JMU, 12/10/04
Passed for 200-299 yds..... **256, J. Phillips, at NU, 10/15/05**
 Passed for 6 TDs S. Knight, vs. Maine, 11/6/93
 Passed for 5 TDsNone
Passed for 4 TDs..... **J. Phillips, at Northeastern, 10/15/05**
 Passed for 3 TDs L. Campbell, vs. JMU, 12/10/04
Passed for 2 TDs..... **M. Potts, vs. Liberty, 9/24/05**
 Completed 30+ att..... 30, L. Campbell, vs. JMU, 12/10/04
Completed 20-29 att..... **20, M. Potts, at URI, 9/17/05**
 QB pass/rush for 100 yds D. Corley, at VU, 11/11/00
 (247 pass, 107 rush)
 QB had 2 pass / 2 rush TDsL. Campbell, at UNC, 9/4/04
 (2 pass, 2 rush)
QB had pass and rush TDs **J. Phillips, at Northeastern, 10/15/05**
 (4 pass, 1 rush)
 Rushed for 200+ yds.....201, A. Porch, at UConn, 10/18/97
 Rushed for 150-199 yds..... 198, J. Smith, at UNH, 10/19/02
Rushed for 100-149 yds **135, E. Brooks vs. UNH, 10/8/05**
 Two players rush for 100 yards vs. URI, 10/7/95
 (Troy Keen (158) and Derek Fitzgerald (140))
Two players with 100+ receiving yds **at NU, 10/15/05**
Josh Lustig (126) and Joe Nicholas (105)
Had 30+ carries **32, E. Brooks, vs. UNH, 10/8/05**
Had 20-29 carries..... **24, E. Brooks, at NU, 10/15/05**
Rushed for 4 TDs **E. Brooks, vs. UNH, 10/8/05**
Rushed for 3 TDs **E. Brooks, vs. Liberty, 9/24/05**
 Rushed for 2 TDs.....J. Smith, vs. Delaware, 12/4/04
 Had 200+ yds rec244, D. Thompson, at UD, 10/23/04
 Had 150-199 yds rec 185, D. Thompson, vs. UD, 12/4/04
Had 100-149 yds rec **105, J. Nicholas, at NU, 10/15/05**
 **126, J. Lustig, at NU, 10/15/05**
 Had 10+ receptions 11, J. Nicholas, vs. UD, 12/4/04
 Had 4 TD receptionsD. Thompson, at UD, 10/23/04
 Had 3 TD receptionsR. Musinski, at Delaware, 10/4/03
Had 2 TD receptions **J. Nicholas, at Northeastern, 10/15/05**
Had TD Rushing/TD Receiving **E. Brooks, vs. LU, 9/24/05**
 (3 rushing TD, 1 receiving TD)
Ret. a KO for TD **S. Cason, 92 yds, vs. UNH, 10/8/05**
 Ret. a punt for TDM. Bobo, 69 yds, at UR, 11/21/03
 Ret. a blocked punt for TD S. McDermott, at URI, 9/7/96
 Blocked a FGB. Williamson, 39 att., vs. VU, 11/6/04
Blocked a punt **L. Muldrow, vs. UNH, 10/8/05**
 Ret. a fumble for TDA. O'Connor, 0 yds, at URI, 10/25/03
Had 2+ interceptions **2, J. Shaw, at URI, 9/17/05**
Ret. an INT for TD **S. Cason, 57 yds, at VMI, 9/10/05**
 Made 4 FGsB. Sterba, vs. NU, 10/28/01
Made 3 FGs **G. Kuehn, at URI, 9/17/05**
Kicked a 50+ FG **50, G. Kuehn, at URI, 9/17/05**
Kicked a 40-49 FG **47, G. Kuehn, vs. Marshall, 9/1/05**
 2-point run L. Campbell, vs. JMU, 12/10/04
 2-point receptionJ. Nicholas, vs. NU, 10/2/04

Bold happened this season.
Bold italic happened last game.

WILLIAM AND MARY SINGLE-GAME HIGHS

INDIVIDUAL GAME HIGHS

Pass Attempts: 30, M. Potts vs. Marshall, 9/1
 Pass Completions: 20, M. Potts vs. URI, 9/17
Passing Yards: 256, J. Phillips vs. NU, 10/5
Passing TDs: 4, J. Phillips vs. NU, 10/15
 Rushing Attempts: 32, E. Brooks vs. UNH, 10/8
 Rushing Yards: 149, E. Brooks vs. Marshall, 9/1
 Rushing TDs: 4, E. Brooks vs. UNH 10/8
 Receptions: 8, J. Nicholas vs. LU 9/24
Receiving Yards: 126, J. Lustig vs. NU, 10/15
Receiving TDs: 2, J. Nicholas vs. NU, 10/15
Total Offensive Yards: 288, J. Phillips vs. NU, 10/15
 All-Purpose Yards: 176, E. Brooks vs. Marshall, 9/1
 Total Points: 24, E. Brooks vs. UNH, 10/8; vs. LU, 9/24
 Points Kicking: 11, G. Kuehn vs. URI, Sept. 17; Kuehn vs. VMI, 9/10
 Points Rushing: 24, E. Brooks vs. UNH, 10/8
Points Receiving: 12, J. Nicholas vs. NU, 10/15
 Field Goals Made: 3, G. Kuehn vs. URI, 9/17
 Field Goals Attempted: 3, G. Kuehn vs. URI, 9/17
 PATs Attempted: 8, G. Kuehn vs. LU, 9/24
 PATs Made: 8, G. Kuehn vs. LU, 9/24
 Punts: 6, B. Pritchard vs. UNH, 10/8; vs. URI, 9/17
 Punting Yards: 256, B. Pritchard vs. UNH, 10/8
 Punting Average: 42.7, B. Pritchard vs. UNH, 10/8
 Punt Returns: 3, two times, last- J. Lustig vs. LU, 9/24
 Punt Return Yards: 37, J. Lustig vs. VMI, 9/10
 Kickoff Returns: 3, S. Cason vs. URI, 9/17
 Kickoff Return Yards: 112, S. Cason vs. UNH, 10/8
 Kickoff Return Avg: 56.0, S. Cason vs. UNH, 10/8
 Interceptions: 2, two times, last- J. Shaw vs. URI, 9/17
 Interception Yards: 57, S. Cason vs. VMI, 9/10
 Tackles: 16, J. Rutter vs. Marshall, 9/1
Solo Tackles: 8, J. Shaw vs. NU, 10/15
Tackles for loss: 3.0, J. Watson vs. NU, 10/15
 Sacks: 1.5, two times, last -J. Watson vs. LU, 9/24
 Pass Breakups: 2, T. Reyher vs. LU, 9/24

Bold - Happened Last Game

TEAM GAME HIGHS

Pass Attempts: 37 vs. URI, Sept. 17
Pass Completions: 27 vs. NU, Oct. 15
Passing Yards: 359 vs. NU, Oct. 15
Passing TDs: 5 vs. NU, Oct. 15
 Yards Per Completion: 13.7 vs. LU, Sept. 24
 Rushing Attempts: 64 vs. LU, Sept. 24
 Rushing Yards: 300 vs. LU, Sept. 24
 Rushing TDs: 5 vs. LU, Sept. 24
 Yards Per Rush: 7.9 vs. URI, Sept. 17
 Total Yards: 635 vs. LU, Sept. 24
 Points Scored: 56 vs. LU, Sept. 24
 TDs Scored: 8 vs. LU, Sept. 24
 Total Plays: 92 vs. LU, Sept. 24
 Field Goals Made: 3 vs. URI, Sept. 17
 Field Goals Attempted: 3 vs. URI, Sept. 17
 PATs Attempted: 8 vs. LU, Sept. 24
 PATs Made: 8 vs. LU, Sept. 24
 Punts: 6 vs. UNH, Oct. 8; Marshall, Sept. 1
 Punting Yards: 256 vs. UNH, Oct. 8
 Punting Average: 42.7 vs. UNH, Oct. 8
 Punt Returns: 3 vs. UNH, Oct. 8; vs. LU, Sept. 24
 Punt Return Yards: 37, vs. VMI, Sept. 10
 Kickoff Returns: 8 vs. URI, Sept. 17
 Kickoff Return Yards: 167 vs. URI, Sept. 17
 Kickoff Return Average: 56.0 vs. UNH, Oct. 8
 Interceptions: 3 vs. URI, Sept. 17
 Interception Yards: 57 vs. VMI, Sept. 10
 Forced Fumbles: 2 vs. UNH, Oct. 8; vs. URI, Sept. 17
 Fumble Return Yards: 0
 Forced Turnovers: 4 vs. UNH, Oct. 8
 Turnovers: 3 vs. Marshall, Sept. 1
 Sacks: 4 vs. LU, Sept. 24
 First Downs: 35 vs. LU, Sept. 24
 Third Down Conv. %: 77.8% vs. LU, Sept. 24
Fourth Down Conversion %: .. 100% 3 times- last- vs. NU, Oct. 15
 Penalties: 7 vs. VMI, Sept. 10
 Penalty Yards: 55 vs. VMI, Sept. 10
 Possession Time: 40:57 vs. LU, Sept. 24

Bold - Happened Last Game

2005 TRIBE STATISTICAL LEADERS

Opponent	Pass Att.	Pass Yards	Rushes	Rush. Yds	Receptions	Rec. Yds.	Tackles	TFLs	Sacks
at MU	30, Potts	164, Potts	28, Brooks	149, Brooks	4, Lustig	64, Bratton	16, Rutter	1.0, Wright, Watson	1.0, Watson
at VMI	21, Phillips	202, Phillips	18, Brooks	94, Brooks	7, Nicholas	107, Nicholas	9, Rutter	1.5, Watson, O'Connor	1.5, Watson
at URI	30, Potts	211, Potts	18, Brooks	110, Brooks	4, four players	76, Nicholas	9, Rutter	1.5, Wright	none
LU	25, Potts	226, Potts	22, Brooks	102, Brooks	8, Nicholas	110, Nicholas	7, Rutter	2.0, Nickell	1.5, Watson
UNH	19, Potts	127, Potts	32, Brooks	135, Brooks	5, Lustig	68, Lustig	9, Cason	1.0, Four players	1.0, Watson, Wright
at NU	20, Phillips	256, Phillips	24, Brooks	89, Brooks	7, Nicholas	126, Lustig	11, Shaw	3.0, Watson	1.0, Wheeler
TU									
at VU									
JMU									
UD									
at UR									

2005 OPPONENT SINGLE-GAME HIGHS

INDIVIDUAL GAME HIGHS

Pass Attempts:	56, R. Santos (UNH), 10/8
Pass Completions:	33, R. Santos (UNH), 10/8
Passing Yards:	324, R. Santos (UNH), 10/8
Passing TDs:	3, B. Morris (Marshall), 9/1
Rushing Attempts:	39, M. Murray (NU), 10/15
Rushing Yards:	180, M. Murray (NU), 10/15
Rushing TDs:	3, J. Davis (URI), 9/17
Receptions:	7, three times, last - K. LeVan and J. McCoy (UNH), 10/8
Receiving Yards:	146, C. Parks (NU), 10/15
Receiving TDs:	2, C. Parks (NU), 10/15
Total Offensive Yards:	328, R. Santos (UNH), 10/8
All Purpose Yards:	176, M. Murray (NU), 10/15
Total Points:	18, J. Davis (URI), 9/17
Points Kicking:	11, M. Kesic (NU), 10/15
Points Rushing:	18, J. Davis (URI), 9/17
Points Receiving:	12, C. Parks (NU), 10/15
Field Goals Made:	2, M. Kesic (NU), 10/15
Field Goals Attempted:	3, M. Kesic (NU), 10/15
PATs Attempted:	7, C. Gallagher (URI), 9/17
PATs Made:	6, C. Gallagher (URI), 9/17
Punts:	8, N. Crouch (Liberty), 9/24
Punting Yards:	325, N. Crouch (Liberty), 9/24
Punting Average:	51.0, B. Giannecchini (URI), 9/17
Punt Returns:	3, C. Small (Marshall), 9/1
Punt Return Yards:	32, R. Chance (URI), 9/17
Kickoff Returns:	5, C. Graham (UNH), 10/8
Kickoff Return Yards:	103, C. Graham (UNH), 10/8
Kickoff Return Average:	25.3, T. Green (VMI), 9/10
Interceptions:	1, three times, last- J. Young (NU), 10/15
Interception Yards:	27, J. Young (NU), 10/15
Tackles:	14, K. Hull (VMI), 9/10
Solo Tackles:	9, C. Bunch (NU) 10/15
Tackles for loss:	3.0, S. Marrella (URI), 9/17
Sacks:	2.0, S. Marrella, M. Bland (URI), 9/17
Pass Breakups:	2, V. Gray (URI), 9/17

Bold - Happened Last Game

TEAM GAME HIGHS

Pass Attempts:	56, UNH, 10/8
Pass Completions:	33, UNH, 10/8
Passing Yards:	324, UNH, 10/8
Passing TDs:	3, Marshall, 9/1
Yards Per Completion:	27.1, URI, 9/17
Rushing Attempts:	57, URI, 9/17
Rushing Yards:	361, URI, 9/17
Rushing TDs:	5, URI, 9/17
Yards Per Rush:	6.3, URI, 9/17
Total Yards:	578, URI, 9/17
Points Scored:	48, URI, 9/17
Touchdowns Scored:	7, URI, 9/17
Total Plays:	74, URI, 9/17
Field Goals Made:	2, NU, 10/15
Field Goals Attempted:	3, NU, 10/15
PATs Attempted:	7, URI, 9/17
PATs Made:	6, URI, 9/17
Punts:	8, Liberty, 9/24
Punting Yards:	325, Liberty, 9/24
Punting Average:	42.0, URI, 9/17
Punt Returns:	5, Marshall, 9/1
Punt Return Yards:	52, Marshall, 9/1
Kickoff Returns:	7, UNH, 10/8
Kickoff Return Yards:	156, UNH, 10/8
Kickoff Return Average:	23.4, VMI, 9/10
Interceptions:	1, three times- last NU, 10/15
Interception Yards:	27, NU, 10/15
Forced Fumbles:	4, Marshall, 9/1
Fumble Return Yards:	75, Marshall, 9/1
Forced Turnovers:	3, Marshall, 9/1
Turnovers:	4, UNH, 10/8
Sacks:	5, URI, 9/17
First Downs:	25, URI, 9/17
Third Down Conversion %:	62%, URI, 9/17
Fourth Down Conversion %:	100%, URI, 9/17
Penalties:	4, UNH, 10/8
Penalty Yards:	21, UNH, 10/8
Possession Time:	33:11, NU, 10/15

Bold - Happened Last Game

W&M LONGEST PLAYS OF THE SEASON

Rush:	29, J. Marianacci vs. LU, Sept. 24
Rushing TD:	15, E. Brooks vs. UNH, Oct. 8
Pass:	49, M. Potts to J. Nicholas at URI, Sept. 17
Passing TD:	49, M. Potts to J. Nicholas at URI, Sept. 17
Punt Return:	32*, L. Muldrow vs. UNH, Oct. 8
Kickoff Ret:	92, S. Cason vs. UNH, Oct. 8
INT Return:	57, S. Cason at VMI, Sept. 10
Punt:	64, B. Pritchard vs. UNH, Oct. 8
Field Goal:	50 yds, G. Kuehn at URI, Sept. 17
Drive:	96 yds, 9 plays, 4:02, TD, at URI, Sept. 17

Bold - Happened Last Game

*Blocked punt yardage

OPPONENT LONGEST PLAYS OF THE SEASON

Rush:	30, C. Hollingsworth (VMI), Sept. 10
Rushing TD:	21 yds, J. Casey (URI), Sept. 17
Pass:	70, A. Orio to C. Parks (NU), Oct. 15
Passing TD:	70, A. Orio to C. Parks (NU), Oct. 15
Punt Return:	25, R. Chance (URI), Sept. 17
Kickoff Return:	53, T. Green (VMI), Sept. 10
INT Return:	27, J. Young (NU), Oct. 15
Punt:	55, M. Henry (UNH), Oct. 8
	55, N. Crouch (LU), Sept. 24
Field Goal:	33 yds, C. McCormack (UNH), Oct. 8
Drive:	87 yds, 7 plays, 1:47, TD, (URI), Sept. 17

Bold - Happened Last Game

WILLIAM AND MARY SINGLE-GAME RECORDS

INDIVIDUAL RECORDS

SCORING

Most Points

36, Bill Palese vs. Bridgewater, 1931

Most Touchdowns

6, Bill Palese vs. Bridgewater, 1931

Most PATs

8, Greg Kuehn vs. Liberty, 2005

8, Greg Kuehn vs. VMI, 2002

8, Terry Regan vs. Davidson, 1972

Most Field Goals

4, Chris Dawson vs. Lehigh, 1992

4, Brian Shallcross vs. VU, 1995

4, Brett Sterba vs. Northeastern, 2000

TOTAL OFFENSE

Most Yards

454, David Corley vs. Northeastern, 2000

RUSHING

Rush Attempts

37, Wes Meeteer vs. Davidson, 1969

37, Troy Keen vs. Northeastern, 1994

37, Derek Fitzgerald vs. Penn, 1995

Rushing Yards

257, Phil Mosser vs. Ohio Wesl., 1970

PASSING

Pass Attempts

53, Lang Campbell vs. UD, 2004

52, Mike Cook vs. UNH, 1998

Completions

35, Dave Murphy vs. Rutgers, 1983

Passing Yards

426, David Corley vs. Northeastern, 2000

Touchdown Passes

6, Shawn Knight vs. Maine, 1993

RECEIVING

Receptions

13, Rich Musinski vs. URI, 2003

13, Glen Bodnar vs. Colgate, 1984

Receiving Yards

244, Dominique Thompson at UD, 2004

240, Dave Conklin vs. VMI, 1997

TD Receptions

4, Dominique Thompson at UD, 2004

4, Vito Ragazzo vs. WFU, 1949

4, Corey Ludwig vs. Maine, 1993

SACKS

3.5, Luke Cullinane vs. VU, 1996

INTERCEPTIONS

4, Jack Bruce vs. Richmond, 1947

INDIVIDUAL LONG PLAYS

Rush from scrimmage

95 yds, John Truehart vs. Elon, 1934

Pass Completion

87 yds, Lang Campbell to Dominique Thompson at Delaware, 2004

87 yds, Dan Henning to Tom Scott vs. Navy, 1961

Punt

77 yds, Russell Brown, 1972

77 yds, Joe Agee, 1975

77 yds, Jack Freeman, 1942

Punt Return

101 yds, Dale Worrall vs. Bridgewater, 1932

Kickoff Return

100 yds, Dick Pawlewicz vs. UVA, 1974

Run With Fumble

91 yds, Meb Davis vs. Columbia, 1926

Run with Interception

93 yds, Marvin Graham vs. Virginia Tech, 1946

Field Goal

53 yds, Steve Christie vs. ETSU, 1987

53 yds, Steve Christie vs. UVA, 1988

53 yds, Brett Sterba vs. Delaware, 2000

TEAM RECORDS

Most Points Scored

95, vs. Bridgewater, 1931

Most Points Allowed

93, by Delaware, 1915

Most Yards Gained

681, vs. Richmond, 1991

Most Plays

100, vs. Virginia Tech, 1971

Rushing Yards

453, vs. Ohio Wesleyan, 1970

433, vs. Villanova, 1993

419, vs. Delaware, 1973

417, vs. Richmond, 1974

413, vs. VMI, 1993

Pass Attempts

55, vs. Virginia Tech, 1971

Pass Completions

35, vs. Rutgers, 1983

Passing Yards

498, vs. VMI, 1997

426, vs. Northeastern, 2000

414, vs. Miami (Ohio), 1982

412, vs. JMU, 1985

403, vs. East Carolina, 1981

First Downs

36, vs. VMI, 1991

36, vs. VMI, 1993

35, vs. Liberty, 2005

Most Interceptions

6, vs. Wake Forest, 1947

Best Defense Against the Run

-39 yds, vs. Colgate, 1988

-39 yds, vs. Villanova, 1996

-11 yds, Quantico, 1967

-6 yds, vs. Liberty, 2005

-6 yds, vs. Villanova, 1993

Best Defense Against the Pass

9 yds, vs. UMass, 1995

9 yds, vs. East Carolina, 1980

9 yds, vs. Appalachian State, 1976

10 yds, vs. Furman, 1999

11 yds, vs. VMI, 1993

Active players in bold.

WILLIAM AND MARY ALL-TIME OFFENSIVE PERFORMANCES

TOP PASSING PERFORMANCES

- 426, Dave Corley vs. NU, 10/28/00
- 406, Stan Yagiello vs. JMU, 9/28/85
- 401, David Murphy at Marshall, 11/5/83
- 399, Chris Garrity at ECU, 11/14/81
- 385, Greg DeGennaro at Bucknell, 9/20/86
- 383, Kenny Lambiotte vs. Colgate, 9/6/86
- 381, Mike Cook at N. Iowa, 12/7/96*
- 378, L. Campbell vs. NU, 10/2/04
- 373, M. Cook vs. UNH, 10/24/98
- 368, L. Campbell at LU, 10/9/04
- 360, D. Murphy vs. Rutgers, 10/22/83
- 355, L. Campbell at Delaware, 10/23/04
- 352, M. Cook at Ga. Southern, 9/6/97
- 346, D. Corley vs. VMI, 9/14/02
- 345, Chris Hakel vs. Delaware, 9/14/91
345, S. Yagiello vs. Norfolk St., 9/14/85
- 342, L. Campbell vs. Delaware, 12/4/04*
- 339, M. Cook vs. Hampton, 10/31/98
- 329, C. Garrity vs. Richmond, 11/21/81
- 326, D. Corley vs. Delaware, 9/28/02

TOP RUSHING PERFORMANCES

- 257, Phil Mosser at Ohio Wes., 10/3/70
- 219, Derek Fitzgerald vs. Penn., 10/14/95
- 201, Alvin Porch at UConn., 10/18/97
- 198, Jon Smith at UNH, 10/19/02
- 189, D. Fitzgerald at NU, 9/16/95
189, D. Fitzgerald vs. Villanova, 10/23/93
- 186, A. Porch vs. Boston, 9/27/97
- 183, A. Porch vs. Delaware, 11/2/96
- 181, Robert Green at Navy, 9/21/91
- 180, R. Green at Citadel, 9/8/90
- 177, Tyrone Shelton vs. ETSU, 11/4/89
177, Hameen Ali vs. Delaware, 10/10/98
- 173, A. Porch vs. Richmond, 11/15/97
- 172, Bill Bowman vs. WFU, 9/19/53
- 171, Jim Kruis vs. Navy, 10/16/76
- 170, Troy Keen at Furman, 9/17/94
- 165, R. Green vs. VMI, 10/13/90
- 164, T. Shelton at Furman, 11/3/90
164, Keith Fimian vs. Virginia, 9/18/76
- 159, A. Porch vs. JMU, 10/11/97

TOP RECEIVING PERFORMANCES

- 244, Dom. Thompson at UD, 10/23/04
- 240, David Conklin at VMI, 9/13/97
- 226, Mike Sutton at Marshall, 11/5/83
- 221, Dom. Thompson at LU, 10/9/04
- 211, Kurt Wrigley vs. UR, 11/21/81
- 198, Ron Gilliam vs. JMU, 9/28/85
- 195, Chris Rosier at UConn., 10/18/97
- 194, Rich Musinski vs. Delaware, 9/28/02
- 191, R. Musinski at URI, 10/25/03
- 185, D. Thompson vs. UD, 12/4/04*
- 184, C. Rosier at URI, 10/7/00
- 183, Glenn Bodnar at Colgate, 11/10/84
- 182, Dave Szydluk vs. JMU, 9/28/85
- 168, C. Rosier at JMU, 10/28/00
- 164, R. Musinski vs. UNH, 9/29/01
- 162, D. Conklin vs. UConn., 11/14/98
- 161, R. Musinski at UMass, 9/1/01
- 158, Harry Mehre vs. Lehigh, 9/17/88
- 157, Corey Ludwig at Delaware, 9/11/93
157, Domin. Thompson vs. NU, 10/2/04

MOST 200-YARD PASSING GAMES

- | | | | |
|-----|----|-----------------|-----------|
| 1. | 31 | David Corley | 1998-2002 |
| 2. | 24 | Chris Hakel | 1987-1991 |
| 3. | 22 | Mike Cook | 1994-1998 |
| 4. | 20 | Stan Yagiello | 1982-1985 |
| 5. | 18 | Lang Campbell | 2001-2004 |
| 6. | 13 | Shawn Knight | 1990-1994 |
| 7. | 7 | Kenny Lambiotte | 1985-1986 |
| | 7 | David Murphy | 1981-1983 |
| 9. | 6 | Craig Argo | 1986-1989 |
| 10. | 4 | Chris Garrity | 1979-1981 |

MOST 100-YARD RUSHING GAMES

- | | | | |
|-----|----------|----------------------|--------------|
| 1. | 19 | Derek Fitzgerald | 1991-1995 |
| 2. | 15 | Robert Green | 1988-1991 |
| 3. | 14 | Alvin Porch | 1993-1997 |
| 4. | 11 | Jim Kruis | 1975-1977 |
| 5. | 10 | Troy Keen | 1992-1995 |
| 6. | 9 | Tyrone Shelton | 1987-1990 |
| 7. | 7 | Michael Clemons | 1983-1986 |
| 8. | 5 | Elijah Brooks | 2004- |
| | 5 | Jon Smith | 2001-2004 |
| | 5 | Hameen Ali, III | 1996-2000 |
| 11. | 4 | Komlan Lonegran | 1998-2001 |
| 12. | 3 | Delmus Coley | 2003- |

MOST 100-YARD RECEIVING GAMES

- | | | | |
|-----|----------|---------------------|--------------|
| 1. | 21 | Rich Musinski | 1999-2003 |
| 2. | 12 | David Conklin | 1995-1999 |
| 3. | 8 | Chris Rosier | 1996-2000 |
| | 8 | Mark Compher | 1987-1990 |
| 5. | 7 | Josh Whipple | 1992-1996 |
| 6. | 6 | Ron Gilliam | 1983-1985 |
| | 6 | Corey Ludwig | 1989-1993 |
| | 6 | Dominique Thompson | 2001-2004 |
| 9. | 5 | Joe Nicholas | 2004- |
| | 5 | Terry Hammons | 1991-1995 |
| | 5 | Mike Sutton | 1981-1983 |
| 12. | 4 | Harry Mehre | 1985-1988 |
| | 4 | Jeff Sanders | 1982-1984 |
| | 4 | Dave Szydluk | 1984-1987 |
| | 4 | Mike Tomlin | 1990-1994 |
| | 4 | Kurt Wrigley | 1980-1982 |

WILLIAM AND MARY 2005 SEASON PERFORMANCES

Top Passing Performances

- | | | | |
|-----|-----|-----------------------|---------------|
| 1. | 256 | Jake Phillips vs. NU |Oct. 15 |
| 2. | 226 | Mike Potts vs. LU |Sept. 24 |
| 3. | 211 | Mike Potts vs. URI |Sept. 17 |
| 4. | 202 | Jake Phillips vs. VMI |Sept. 10 |
| 5. | 164 | Mike Potts vs. MU |Sept. 1 |
| 6. | 127 | Mike Potts vs. UNH |Oct. 2 |
| 7. | 103 | Mike Potts vs. NU |Oct. 15 |
| 8. | 84 | Jake Phillips vs. URI |Sept. 17 |
| 9. | 74 | Jake Phillips vs. LU |Sept. 24 |
| 10. | 40 | Jake Phillips vs. MU |Sept. 1 |

Top Rushing Performances

- | | | | |
|----|-----|-------------------------|---------------|
| 1. | 149 | Elijah Brooks vs. MU |Sept. 1 |
| 2. | 135 | Elijah Brooks vs. UNH |Oct. 8 |
| 3. | 110 | Elijah Brooks vs. URI |Sept. 17 |
| 4. | 102 | Elijah Brooks vs. LU |Sept. 24 |
| 5. | 94 | Elijah Brooks vs. VMI |Sept. 10 |
| 6. | 89 | Elijah Brooks vs. NU |Oct. 15 |
| 7. | 85 | Tony Viola vs. LU |Sept. 24 |
| 8. | 65 | Tony Viola vs. VMI |Sept. 10 |
| 9. | 53 | Joe Marianacci vs. LU |Sept. 24 |
| | 53 | Trevor McLaurin vs. VMI |Sept. 10 |

Top Receiving Performances

- | | | | |
|----|-----|----------------------|---------------|
| 1. | 126 | Josh Lustig vs. NU |Oct. 15 |
| 2. | 110 | Joe Nicholas vs. LU |Sept. 24 |
| 3. | 107 | Joe Nicholas vs. VMI |Sept. 10 |
| 4. | 105 | Joe Nicholas vs. NU |Oct. 15 |
| 5. | 76 | Joe Nicholas vs. URI |Sept. 17 |
| 6. | 68 | Josh Lustig vs. UNH |Oct. 8 |
| 7. | 64 | Adam Bratton vs. MU |Sept. 1 |
| 8. | 51 | Adam Bratton vs. URI |Sept. 17 |
| 9. | 49 | D.J. McAulay vs. LU |Sept. 24 |
| | 49 | Elliott Mack vs. URI |Sept. 17 |

200-yard Passing Games

- | | |
|---|---------------|
| 2 | Mike Potts |
| 2 | Jake Phillips |

100-yard Rushing Games

- | | |
|---|---------------|
| 4 | Elijah Brooks |
|---|---------------|

100-yard Receiving Games

- | | |
|---|--------------|
| 3 | Joe Nicholas |
| 1 | Josh Lustig |

300-yard Passing Games

TRIBE 2005 SCORING DRIVES CHART

Opponent	Obtained	Plays	Yards	TOP	Result	Quarter	Play
Marshall	Kickoff	5	42	1:05	FG	First	Kuehn 47-yard field goal
Marshall	Interception	6	27	2:58	TD	Second	Otey fumble recovery in the end zone
Marshall	Kickoff	12	80	4:31	TD	Third	Potts 19-yard pass to Brooks
Marshall	Punt	11	62	5:40	TD	Third	Potts 18-yard pass to Viola
VMI	Kickoff	14	87	5:55	TD	First	Phillips 1-yard run
VMI	Punt	8	58	3:27	FG	Second	Kuehn 26-yard field goal
VMI	Interception	0	0	0:00	TD	Second	Cason 57-yard INT return
VMI	Punt	6	51	1:13	FG	Second	Kuehn 39-yard field goal
VMI	Punt	4	44	0:47	TD	Third	Brooks 6-yard run
VMI	Punt	10	55	4:05	TD	Fourth	Phillips 19-yard pass to Holmes
VMI	Downs	10	63	5:11	TD	Fourth	McLaurin 1-yard run
Rhode Island	Interception	5	44	0:49	TD	First	Brooks 2-yard run
Rhode Island	Punt	8	96	4:02	TD	First	Nicholas 49-pass from Potts
Rhode Island	Kickoff	7	26	3:12	FG	Second	Kuehn 50-yard field goal
Rhode Island	Interception	8	64	1:18	FG	Second	Kuehn 35-yard field goal
Rhode Island	Kickoff	8	43	4:10	FG	Third	Kuehn 31-yard field goal
Rhode Island	Kickoff	5	64	2:02	TD	Fourth	Mack 31-yard pass from Phillips
Liberty	Punt	10	69	4:03	TD	First	Brooks 1-yard run
Liberty	Punt	12	72	5:58	TD	Second	Trinkle 2-yard pass from Potts
Liberty	Downs	7	69	3:41	TD	Second	Brooks 1-yard run
Liberty	Interception	3	55	0:52	TD	Second	Brooks 14-yard pass from Potts
Liberty	Kickoff	15	80	7:54	TD	Third	Brooks 1-yard run
Liberty	Punt	10	84	3:10	TD	Fourth	Phillips 5-yard run
Liberty	Punt	5	58	2:16	TD	Fourth	Mack 34-yard pass from Phillips
Liberty	Punt	9	57	4:40	TD	Fourth	C.Taylor4-yard run
New Hampshire	Kickoff	0	0	0:28	TD	First	Cason 92-yard kickoff return
New Hampshire	Punt	7	59	2:44	TD	First	Brooks 7-yard run
New Hampshire	Fumble	11	33	5:13	TD	Second	Lustig 9-yard pass from Potts
New Hampshire	Fumble	6	45	2:49	TD	Second	Brooks 1-yard un
New Hampshire	Blocked Punt	2	21	0:46	TD	Third	Brooks 15-yard run
New Hampshire	Downs	6	44	2:58	TD	Fourth	Brooks 4-yard run
Northeastern	Kickoff	10	75	4:20	TD	First	Otey 3-yard pass from Potts
Northeastern	Fumble	4	4	1:33	FG	First	Kuehn 33-yard field goal
Northeastern	Punt	7	60	2:55	TD	Fourth	Nicholas 30-yard pass from Phillips
Northeastern	Punt	8	77	3:20	TD	Fourth	Mack 22-yard pass from Phillips
Northeastern	Punt	4	62	1:28	TD	Fourth	Lustig 27-yard pass from Phillips
Northeastern	Possession	3	25	0:00	TD	OT 1	Nicholas 20-yard pass from Phillips
Northeastern	Possession	7	25	0:00	TD	OT 2	Phillips 8-yard run

TRIBE FOOTBALL HONOR ROLL

2005 SEASON

A10 Offensive Player of the Week

Elijah Brooks Oct. 8
Jake Phillips Oct. 15

A10 Defensive Player of the Week

Stephen Cason Sept. 10

A10 Special Teams Player of the Week

Stephen Cason Oct. 8

A10 Rookie of the Week

Jake Phillips Sept. 10
Oct. 15

Jeff Sagarin/USA Today Rating

#13 in I-AA, #100 in Division I

2005 PRESEASON

Preseason All-Atlantic 10

Cody Morris, OL
Greg Kuehn, PK
Stephen Cason, DB
Adam O'Connor, DE

Preseason All-America

Greg Kuehn - Second Team Offense
Sports Network

Cody Morris - Third Team Offense

I-AA.org

Preseason Team Rankings

Sports Network - No. 9
I-AA.org - No. 12
Sagarin - No. 7 in I-AA, No. 95 overall
Don Hansen - No. 9



Junior TE Matt Trinkle had four receptions for 43 yards in the Tribe's win at Northeastern. Trinkle has started all six games and has been a standout blocker in the running game this season.

TRIBE IN THE RED-ZONE

Opponent	WM In Red Zone	WM TDs	WM FGs	WM FGs Missed	WM No Score	WM RZ Score %
Marshall	4	3	0	0	1	.750
VMI	5	4	1	0	0	100.0
Rhode Island	3	1	2	0	0	100.0
Liberty	8	7	0	0	1	.875
New Hampshire	6	5	0	1	1	.833
Northeastern	5	3	1	1	1	.800
Towson						
Villanova						
James Madison						
Delaware						
Richmond						
SEASON	31	23	4	2	4	.871

OPPONENTS IN THE RED-ZONE

Opponent	Opp. In Red Zone	Opp. TDs	Opp. FGs	Opp. FGs Missed	Opp. No Score	Opp. RZ Score %
Marshall	3	2	1	0	0	100.0
VMI	1	1	0	0	0	100.0
Rhode Island	4	4	0	0	0	100.0
Liberty	0	0	0	0	0	.000
New Hampshire	5	1	1	0	3	.400
Northeastern	7	4	2	1	1	.857
Towson						
Villanova						
James Madison						
Delaware						
Richmond						
SEASON	20	12	4	1	4	.800

WILLIAM AND MARY GAME-BY-GAME - 2005

MU 36, #9 W&M 24

HUNTINGTON, WV (9/1/05) -- Junior tailback Elijah Brooks ran for a career-high 149 yards, but Marshall used a game-breaking 70-yard fumble return for a touchdown late in the third quarter to rally for a 36-24 victory over William and Mary at Edwards Stadium.

The Tribe led 24-23 after a pair of touchdown tosses from sophomore quarterback Mike Potts, who was making his first-career start, in the third period and was on the move again deep in MU territory, when Herd linebacker Matt Coach picked up a Potts fumble and raced 70 yards for a touchdown.

After W&M's next drive stalled, the Herd put it away with an 11-play, 84-yard drive capped by Bernie Morris' third touchdown pass of the contest, a 12-yard hook-up with Hiram Moore.

Brooks gained 149 yards on 28 carries, surpassing his previous career mark of 120 set last season at Towson and hauled in a 19-yard scoring reception from Potts that pulled W&M with 23-17 at the 10:29 mark of the third.

After junior linebacker Ryan Nickell recovered a fumble at the Herd 30-yard line that was forced by senior defensive end Jonas Watson, Potts connected with redshirt freshman Tony Viola for an 18-yard touchdown pass, the first of Viola's career, to give W&M its first lead of the game.

Redshirt freshman linebacker Josh Rutter, in his first career start, paced the defense with 16 total tackles, while classmate Kevin Allen recorded the first interception of his career in the first half.

	1	2	3	4	Final
William and Mary	3	7	14	0	24
Marshall	10	13	6	7	36

Scoring Summary

Qtr	Team	Score	Time
1st	MU	FG O'Connor 28	13:37
	W&M	FG Kuehn 47	12:27
	MU	Bradshaw 5 run (O'Connor kick)	5:38
2nd	W&M	Otey 0 FR (Kuehn kick)	7:30
	MU	Bradshaw 52 pass from Morris (O'Connor kick)	5:38
	MU	Lauzon 25 pass from Morris (O'Connor kick)	1:32
3rd	W&M	Brooks 19 pass from Potts (Kuehn kick)	10:29
	W&M	Viola 18 pass from Potts (Kuehn kick)	3:03
	MU	Couch 70 fumble return (pass failed)	1:08
4th	MU	Moore 12 pass from Morris (O'Connor kick)	9:46

	W&M	MU
First Downs	21	24
Rushes - Yards	37-155	30-103
Att-Cmp-Int	35-181-1	40-26-1
Pass Yards	204	313
Total Offense	359	416
Total Plays	72	70
Fumbles - Lost	4-2	1-1
3rd Down Conv.	6-13	3-11
Penalties - Yards	4-18	1-5
Sacks by - Yards	1-2	2-11
Time of Possession	30:18	29:42

Rushing

W&M: Brooks 28-149, McLaurin 2-11, Phillips 1-6, Viola 1-3, McAulay 1--4, Potts 4--14, Otey 0-0 (TD).

MU: Bradshaw 15-72 (TD), Morris 7-23, Small 5-9, Morris 1-6.

Passing

W&M: Potts 30-16-1 164 (2 TD), Phillips 5-2-0 40.

MU: Morris 23-15-1 215 (3 TD), Skinner 17-11 98.

Receiving

W&M: Lustig 4-44, Bratton 3-64, Brooks 3-27 (TD), Trinkle 3-12, Marianacci 2-27, Taylor 2-12, Viola 1-18 (TD).

MU: Hargrove 7-125, Bradshaw 6-73 (TD), Moore 5-56 (TD), Lauzon 5-55 (TD), Morris 1-12, Mullins 1-2, Skinner 1--10.

Defense

W&M: Rutter 16 (4 solo, .5 TFL), Shaw 10 (.5 TFL), Nickell 7 (FR), O'Neill 7, Miller 7, Wright 5 (TFL), Watson 1 (Sack, FF)

Attendance: 25,102

#11 W&M 41, VMI 7

LEXINGTON, VA (9/10/05) -- Redshirt freshman quarterback Jake Phillips threw for 202 yards and a touchdown and 11th-ranked William and Mary piled up 469 yards of total offense to down VMI, 41-7, in the 83rd all-time meeting between the state schools.

In his first-career start, Phillips completed 17 of 21 pass attempts and hit redshirt freshman tailback DeBrian Holmes for a 19-yard scoring play in the fourth quarter.

On the mark from the start, Phillips connected on all three of his throws for 33 yards on the Tribe's opening series, leading W&M on an 87-yard march that was capped by Phillips' 1-yard sneak on fourth-and-goal from the 1 to put W&M up 7-0.

Senior corner Stephen Cason pushed the lead to 17-0 in the second with a 57-yard interception return for a touchdown, his second pick of the contest.

After VMI trimmed the advantage to 17-7, senior place-kicker Greg Kuehn nailed a 39-yard field goal as time expired in the first half to give the Tribe a 20-7 advantage at the break. It was Kuehn's second field goal of the game, bringing his career total to 49, which ranks second on the W&M career list and the Atlantic 10 career list.

Junior running back Elijah Brooks led the Tribe ground game for the second-straight week with 94 yards on 18 carries, including a third-quarter 6-yard touchdown scamper that increased the lead to 27-7. Classmate Trevor McLaurin completed the Tribe's scoring with a 1-yard touchdown run with 2:12 remaining.

	1	2	3	4	Final
William and Mary	7	13	7	14	41
VMI	0	7	0	0	7

Scoring Summary

Qtr	Team	Score	Time
1st	W&M	Phillips 1 run (Kuehn kick)	9:05
2nd	W&M	FG Kuehn 26	10:41
	W&M	Cason 57 interception return (Kuehn kick)	7:14
	VMI	Ludden 18 pass from Wilson (Way kick)	4:31
	W&M	FG Kuehn 39	0:00
3rd	W&M	Brooks 6 run (Kuehn kick)	3:42
4th	W&M	Holmes 19 pass from Phillips (Kuehn kick)	11:15
	W&M	McLaurin 1 run (Kuehn kick)	2:12

	W&M	VMI
First Downs	25	17
Rushes - Yards	46-267	37-110
Att-Cmp-Int	21-17-1	30-18-2
Pass Yards	202	170
Total Offense	469	280
Total Plays	67	67
Fumbles - Lost	2-1	0-0
3rd Down Conv.	5-10	7-14
Penalties - Yards	7-55	1-5
Sacks by - Yards	3-18	0-0
Time of Possession	30:02	29:58

Rushing

W&M: Brooks 18-94 (TD), Viola 10-65, McLaurin 7-53 (TD), Holmes 6-27, Phillips 4-19 (TD), Marianacci 1-9.

VMI: Mizzer 20-68, Hollingsworth 4-37, Jackson 6-21, Maleski 1-2, Wilson 6--18.

Passing

W&M: Phillips 21-17-1 202 (TD).

VMI: Wilson 27-17-2 155 (TD), Allen 3-1-0 15.

Receiving

W&M: Nicholas 7-107, Holmes 3-28 (TD), Lustig 2-8, Bratton 1-26, Marianacci 1-11, Trinkle 1-10, Taylor 1-7, Brooks 1-5.

VMI: Burden 5-42, Mizzer 3-31, Price 3-23, Gilliland 3-15, Lloyd 2-26, Ludden 1-18 (TD), Fox 1-5.

Defense

W&M: Rutter 9 (4 solo, TFL), Watson 8 (1.5 sacks), Cason 7 (5 solo, 2 INT, TD), Larkins 7 (TFL), Wheeler 5 (TFL), O'Connor 4 (1.5 TFL, sack), Cox 3 (3 solo, blocked punt)

Attendance: 7,140

URI 48, #7 W&M 29

KINGSTON, RI (9/17/05) -- Rhode Island senior quarterback Jayson Davis rushed for three touchdowns and passed for two more to lead the Rams to a 48-29 upset of seventh-ranked William and Mary at Meade Stadium.

Davis ran for scores of 13, 10 and 2 yards, and completed 7-of-15 pass attempts for 197 yards, including touchdown passes of 43 and 41 yards to Keith Brown and Kyle Edwards, respectively., as URI piled up 578 yards of total offense.

W&M senior place-kicker Greg Kuehn became the College's all-time leading scorer with 11 points on the afternoon, kicking field goals of 50, 35 and 31 yards added two extra points. Kuehn surpassed Steve Christie's ('90) record of 278 career points and now holds the mark with 289. Kuehn also broke the Atlantic 10 career field goals record of 50, bringing his career total to 52.

Junior running back Elijah Brooks rushed for 110 yards on 18 carries, his second 100-yard rushing game of the season. Brooks became the first Tribe back to have two 100-yard games since Delmus Coley in 2003.

Sophomore quarterback Mike Potts completed 20-of-29 attempts for 208 yards and a touchdown, a 49-yard scoring play to sophomore Joe Nicholas that gave W&M a 14-0 lead in the first quarter.

	1	2	3	4	Final
William and Mary	14	6	3	6	29
Rhode Island	7	14	13	14	48

Scoring Summary

Qtr	Team	Score	Time
1st	W&M	Brooks 2 run (Kuehn kick)	11:40
	W&M	Nicholas 49 pass from Potts (Kuehn kick)	5:33
	URI	Brown 43 pass from Davis (Gallagher kick)	3:43
2nd	URI	Davis 13 run (Gallagher kick)	14:48
	URI	Davis 10 run (Gallagher kick)	12:03
	W&M	FG Kuehn 50	8:44
	W&M	FG Kuehn 35	1:06
3rd	URI	Casey 21 run (kick blocked)	11:10
	W&M	FG Kuehn 31	6:51
	W&M	Edwards 41 pass from Davis (Gallagher kick)	5:23
4th	URI	Davis 2 run (Gallagher kick)	10:02
	URI	Poole 1 run (Gallagher kick)	3:19
	W&M	Mack 31 pass from Phillips (Kuehn kick)	1:12

	W&M	URI
First Downs	21	25
Rushes - Yards	30-109	57-361
Att-Cmp-Int	38-27-0	17-8-3
Pass Yards	295	217
Total Offense	404	578
Total Plays	68	74
Fumbles - Lost	2-1	2-0
3rd Down Conv.	2-12	8-13
Penalties - Yards	3-35	1-15
Sacks by - Yards	0-0	5-31
Time of Possession	30:10	29:50

Rushing

W&M: Brooks 18-110 (TD), Holmes 4-22, Phillips 3--4, Potts 5--19.

URI: Casey 14-144 (TD), Davis 17-71 (3 TD), Jones 5-55, Campbell 10-47, Poole 3-38 (TD), Brown 1-5, Roberson 2-2, West 1--1.

Passing

W&M: Potts 30-21-0 211 (TD), Phillips 8-6-0 84 (TD).

URI: Davis 15-7-2 197 (2 TD), Jones 1-0-1, Giannecchini 1-1-0 20.

Receiving

W&M: Nicholas 4-76 (TD), Bratton 4-51, Taylor 4-33, Mack 3-49 (TD), Brooks 3-34, Lustig 3-20, Trinkle 4-22, Marianacci 1-6, Holmes 1-4.

URI: Poole 3-51, Brown 2-81 (TD), Edwards 1-41 (TD), Bowers 1-24, Casey 1-20.

Defense

W&M: Rutter 9 (6 solo, TFL), Miller 6, Nickell 5, Shaw 5 (5 solo, 2 INT), Wright 4 (1.5 TFL), Riley 3 (INT), Pendleton 2 (FF, Blk)

Attendance: 3,303

WILLIAM AND MARY GAME-BY-GAME - 2005

#16 W&M 56, LU 0

WILLIAMSBURG (9/24/05) -- W&M found the end zone on eight of its 10 possessions and piled up 635 yards of total offense, to Liberty's 145, and shut out the Flames 56-0 at Zable Stadium.

The Tribe held Liberty to a net of minus-6 rushing yards and posted its first shutout since blanking VMI, 34-0, in 2001.

Junior Elijah Brooks paced the W&M ground attack, which rang up 335 rushing yards, with 102 yards on 22 carries, his 100-yard game of the season Brooks scored three rushing touchdowns, all on 1-yard runs, and added another receiving score to become the first Tribe player to score four touchdowns since Dominique Thompson at Delaware in 2004.

In his third career start, sophomore quarterback Mike Potts went for 226 yards and two touchdowns on 19-for-25 passing. Redshirt freshman Jake Phillips spelled Potts in the second half and completed 3-of-3 attempts for 74 yards, including a 34-yard touchdown toss to Elliott Mack. Phillips also ran three times for 16 yards and a score.

Sophomore Joe Nicholas paced the receiving corps with 110 yards on eight catches, his second 100-yard game in three tries. Brooks finished with three catches for 43 yards, while true freshman D.J. McAulay pulled in two balls for 49 yards.

For the fourth consecutive game, redshirt freshman linebacker Josh Rutter led the defense in tackles, recording seven total stops. Junior Ryan Nickell made five total tackles, including 2.0 TFL, and added an interception. Senior defensive end Jonas Watson registered 1.5 sacks and five total stops, while redshirt freshman free safety Kevin Allen picked off his second pass of the season.

	1	2	3	4	Final
Liberty	0	0	0	0	0
William and Mary	7	21	7	21	56

Scoring Summary

Qtr	Team	Score	Time
1st	W&M	Brooks 1 run (Kuehn kick)	4:18
2nd	W&M	Trinkle 2 pass from Potts (Kuehn kick)	12:16
	W&M	Brooks 1 run (Kuehn kick)	3:24
	W&M	Brooks 14 pass from Potts (Kuehn kick)	1:06
3rd	W&M	Brooks 1 run (Kuehn kick)	7:06
4th	W&M	Phillips 5 run (Kuehn kick)	9:40
	W&M	Mack 34 pass from Phillips (Kuehn kick)	6:59
	W&M	C. Taylor 4 run (Kuehn kick)	1:29

	W&M	LU
First Downs	35	7
Rushes - Yards	64-335	22-(-6)
Att-Cmp-Int	28-22-0	25-10-2
Pass Yards	300	151
Total Offense	635	145
Total Plays	92	47
Fumbles - Lost	1-1	0-0
3rd Down Conv.	14-18	2-12
Penalties - Yards	1-10	2-10
Sacks by - Yards	4-33	0-0
Time of Possession	40:57	19:03

Rushing

W&M: Brooks 22-102 (3 TD), Viola 12-85, Marianacci 2-53, Holmes 13-52, Coley 6-18, Phillips 3-16 (TD), Potts 3-7, C. Taylor 1-4 (TD).

LU: Hamilton 3-10, Otah 6-9, Smith 2-3, Terrell 4-4, Farrel 7-18.

Passing

W&M: Potts 25-19-0 226 (2 TD), Phillips 3-3-0 74 (TD).

LU: Farrel 13-7-1 126, Smith 9-2-1, Terrell 3-1-0-4.

Receiving

W&M: Nicholas 8-110, Brooks 3-43 (TD), McAulay 2-49, Lustig 2-19, Trinkle 2-18 (TD), Bratton 2-15, Mack 1-34 (TD), Marianacci 1-6, Holmes 1-6.

LU: Terrell 3-35, Williams 2-60, Turner 2-22, Hamilton 2-8, Jackson 1-26.

Defense

W&M: Rutter 7 (TFL), Nickell 5 (2 TFL, INT), Watson 5 (1.5 sacks), Cason 3 (.5 sack), Jones 3 (1.0 sack), O'Connor 2 (1 TFL, .5 sack), Griffin 2 (1 TFL), Allen 2 (INT).

Attendance: 11,741

#17 W&M 42, #1 UNH 10

WILLIAMSBURG (10/8/05) -- Senior Stephen Cason returned the game's opening kickoff 92 yards for a touchdown, and W&M never looked back in upsetting top-ranked New Hampshire, 42-10, at Zable Stadium.

Junior tailback Elijah Brooks churned out 135 yards and four touchdowns on a career-high 32 carries, and the Tribe held UNH's high-scoring offensive attack scoreless in the second half to pick up W&M's first win over a No. 1 team.

Brooks scored on a 7-yard run in the first quarter, and sophomore quarterback Mike Potts found senior Josh Lustig for a 9-yard touchdown pass on the first play of the second quarter to give W&M a 21-0 lead.

UNH responded with a quick five-play, 79-yard drive that resulted in a 5-yard touchdown run by John McCoy, but Brooks answered with a 1-yard scoring run with just over two minutes remaining in the half. Wildcats' kicker Connor McCormack hit a 33-yard field goal as time expired in the opening half to cut the deficit to 28-10, but that was a close as UNH would get.

Brooks scored a 15-yard scamper, that was set up by junior Leonard Muldrow's punt block, in the third quarter and plowed into the end zone from four yards out with 4:26 remaining to set the final margin.

W&M caused four turnovers in the game, including two interceptions, one each by Cason and sophomore T.J. O'Neill, and three times stopped UNH on fourth down conversion attempts.

Cason paced the unit with nine total tackles, and the pick was his third this season. O'Neill finished with eight total stops, including seven solo stops to go along with his first-career interception.

	1	2	3	4	Final
New Hampshire	0	10	0	0	10
William and Mary	14	14	7	7	42

Scoring Summary

Qtr	Team	Score	Time
1st	W&M	Cason 92 kickoff return (Kuehn kick)	14:32
	W&M	Brooks 7 run (Kuehn kick)	5:47
2nd	W&M	Lustig 9 pass from Potts (Kuehn kick)	14:51
	UNH	McCoy 5 run (McCormack kick)	13:25
	W&M	Brooks 1 run (Kuehn kick)	2:16
	UNH	FG 33 McCormack	0:00
3rd	W&M	Brooks 15 run (Kuehn kick)	3:42
4th	W&M	Brooks 4 run (Kuehn kick)	4:26

	W&M	UNH
First Downs	13	23
Rushes - Yards	44-190	30-85
Att-Cmp-Int	19-11-0	56-33-2
Pass Yards	127	324
Total Offense	317	409
Total Plays	63	86
Fumbles - Lost	2-1	2-2
3rd Down Conv.	7-16	7-17
Penalties - Yards	3-40	4-21
Sacks by - Yards	2-7	1-1
Time of Possession	31:27	28:33

Rushing

W&M: Brooks 32-135 (4 TD), Holmes 4-37, Marianacci 2-11, Viola 2-6, Potts 3-3.

UNH: McCoy 16-65 (TD), Brown 2-11, Ward 1-4, Santos 9-4, LeVan 1-2.

Passing

W&M: Potts 19-11-0 127 (TD).

UNH: Santos 56-33-2 324.

Receiving

W&M: Nicholas 5-68 (TD), Nicholas 2-36, Trinkle 2-9, Marianacci 1-11, Holmes 1-3.

UNH: LeVan 7-54, McCoy 7-45, Ball 6-116, Brown 5-40, Ward 4-17, Williams 3-45, Boyle 1-7.

Defense

W&M: Cason 9 (6 solo, INT, PBU), O'Neill 8 (7 solo, INT, PBU), Shaw 8 (5 solo, FR), Rutter 8 (TFL, FR), Nickell 8 (TFL), Page 7 (6 solo), Watson 7 (FF, sack), Wright 6 (sack).

Attendance: 4,149

#11 W&M 44, NU 41 (2 OT)

BROOKLINE, MA (10/15/05) -- Redshirt freshman quarterback Jake Phillips' 8-yard touchdown run in the second overtime gave the 11th-ranked Tribe a thrilling, 44-41, victory over Northeastern at Parsons Field.

Phillips entered the game in the third quarter with the Tribe trailing 31-10 and led a furious fourth-quarter comeback, throwing for 231 yards and three touchdowns on 16-for-18 passing in regulation to force overtime.

In overtime, Phillips threw a 20-yard touchdown pass to sophomore Joe Nicholas in the first extra period and ran in the game-winning score from eight yards out in the second.

Phillips finished the game 18-for-20 through the air for 256 yards and four touchdowns, both career-highs, and added 32 yards rushing on nine attempts.

Nicholas hauled in seven receptions for 105 yards, including two of Phillips' touchdown passes, and senior Josh Lustig pulled in six balls for a W&M season-high 126 yards, including the game-tying 27-yard touchdown reception with 1:43 remaining.

Senior Jon Shaw paced a Tribe defense, with 11 total tackles, that did not allow a first down and forced four Northeastern punts in the fourth quarter, aiding the dramatic rally. Senior Jonas Watson added a career-high 10 total stops, including seven solos and three tackles for loss. Redshirt freshman Josh Rutter finished 10 stops to give W&M three in double-digit stops.

	1	2	3	4	OT1	OT2	Final
William and Mary	10	0	0	21	7	6	44
Northeastern	7	3	21	0	7	3	41

Scoring Summary

Qtr	Team	Score	Time
1st	NU	Murray 1 run (Kescic kick)	11:04
	W&M	Otey 3 pass from Potts (Kuehn kick)	6:51
	W&M	FG Kuehn 33	5:11
2nd	NU	FG Kescic 26	4:59
3rd	NU	Parks 70 pass from Orio (Kescic kick)	11:59
	NU	Orio 10 run (Kescic kick)	6:06
	NU	Murray 10 run (Kescic kick)	5:35
4th	W&M	Nicholas 30 pass from Phillips (Kuehn kick)	11:59
	W&M	Mack 22 pass from Phillips (Kuehn kick)	6:05
	W&M	Lustig 27 pass from Phillips (Kuehn kick)	1:43
OT 1	W&M	Nicholas 20 pass from Phillips (Kuehn kick)	
	NU	Parks 9 pass from Orio (Kescic kick)	
OT 2	NU	FG Kescic 20	
	W&M	Phillips 8 run	

	W&M	NU
First Downs	21	17
Rushes - Yards	36-103	55-218
Att-Cmp-Int	35-27-1	17-11-0
Pass Yards	359	195
Total Offense	462	413
Total Plays	71	72
Fumbles - Lost	3-1	2-1
3rd Down Conv.	6-13	4-15
Penalties - Yards	3-18	2-15
Sacks by - Yards	1-4	4-22
Time of Possession	26:49	33:11

Rushing

W&M: Brooks 24-89, Phillips 9-32 (TD), Holmes 1-1, Potts 2-19.

NU: Murray 39-176 (2 TD), Broomfield 7-25, French 3-9, Orio 6-8 (TD).

Passing

W&M: Phillips 20-18-0 256 (4 TD), Potts 15-9-1 103 (TD).

NU: Orio 17-11-0 195 (2 TD).

Receiving

W&M: Nicholas 7-105 (2 TD), Lustig 6-126 (TD), Brooks 5-34, Trinkle 4-43, Mack 2-31 (TD), Holmes 1-17, Otey 1-3 (TD), Marianacci 1-0.

NU: Parks 4-146 (2 TD), Graham 2-15, Riley 1-16, Broomfield 1-9, Hopkins 1-8, Ballantyne 1-1, Murray 1-0.

Defense


W&M: Shaw 11 (8 solo, 1.5 TFL, PBU), Watson 10 (7 solo, 3.0 TFL), Rutter 10 (TFL), Nickell 6, Miller 6, Cason 6, Wheeler 3 (sack).

Attendance: 2,118

QUARTERBACK CLUB PLAYERS OF THE WEEK

For the Week of: Oct. 17 - Northeastern Game

OFFENSE



JAKE PHILLIPS, RF, QB

Phillips threw for 256 yards and four TDs on 18-of-20 passing to rally the Tribe to the thrilling double-OT victory ... Scored the game-winning TD on an 8-yard run in the second OT ... Finished with 32 yards rushing on nine attempts.


DEFENSE



JON SHAW, SR, SS

Shaw recorded a career-high 11 total tackles at Northeastern ... Eight of stops were solos ... Added 1.5 tackles for loss and a pass break-up ... Surpassed his previous career-best of 10 tackles set in the season opener at Marshall.

SPECIAL TEAMS



DAVID PAGE, SO, DB

Page tallied one solo tackle in kick coverage at Northeastern ... Also forced a fumble that was recovered by the Tribe.

Previous Winners:

Marshall - Sept. 1
Elijah Brooks, JR, RB
28 car., career-high 149 rush yards, 3 rec., 27 yards, TD

VMI - Sept. 10
Pat Mulloy, SR, OL
Tribe offense 469 total yards, 267 rushing.

URI - Sept. 17
Elijah Brooks, JR, RB
18 car., 110 yards, TD, 3 rec., 34 yards

Liberty - Sept. 24
Matt Trinkle, JR, TE
2 rec., 18 yards, TD

New Hampshire - Oct. 8
Elijah Brooks, JR, RB
Career-high 32 carries, 135 yards, 4 TD

Northeastern - Oct. 15
Jake Phillips, RF, QB
18-20-0, 256 yards, 4 TD, 9 rush, 32 yards, TD

Previous Winners:

Marshall - Sept. 1
Richard Riley, SR, DB
PBU

VMI - Sept. 10
Stephen Cason, SR, DB
2 INT, 57-yard INT for TD, 7 total tackles, 5 solos

URI - Sept. 17
Jon Shaw, SR, SS
5 solo tackles, 2 interceptions

Liberty - Sept. 24
Ryan Nickell, JR, LB
5 TT, 3 solo, 2.0 TFL, INT - 28 yards

New Hampshire - Oct. 8
Stephen Cason, SR, DB
9 TT, 6 solo, INT, PBU, 92-yard kickoff return for TD

Northeastern - Oct. 15
Jon Shaw, SR, SS
11 total tackles, 8 solo, 1.5 TFL, PBU

Previous Winners:

Marshall - Spet. 1
Josh Rutter, RF, LB
16 TT, 4 solo

VMI - Sept. 10
Derek Cox, RF, DB
Blocked punt, 3 solo tackles, PBU

URI - Sept. 17
Blair Pritchard, JR, P
6 punts, 230 yards, 38.3 AVG, 47 long, 1 inside 20

Liberty - Sept. 24
Zach Stout, JR, DB
1 TT

New Hampshire - Oct. 8
Blair Pritchard, JR, P
6 punts, 256 yards, 42.7 AVG, 64 long, 3 inside 20

Northeastern - Oct. 15
David Page, SO, DB
1 solo tackle, Forced Fumble

2005 William and Mary Football
 William and Mary Overall Team Statistics (as of Oct 18, 2005)
 All games

TEAM STATISTICS	WM	OPP
-----	-----	-----
SCORING.....	236	142
Points Per Game.....	39.3	23.7
FIRST DOWNS.....	136	113
Rushing.....	67	43
Passing.....	68	62
Penalty.....	1	8
RUSHING YARDAGE.....	1159	865
Yards gained rushing.....	1273	989
Yards lost rushing.....	114	124
Rushing Attempts.....	257	231
Average Per Rush.....	4.5	3.7
Average Per Game.....	193.2	144.2
TDs Rushing.....	15	10
PASSING YARDAGE.....	1487	1370
Att-Comp-Int.....	176-122-3	185-106-10
Average Per Pass.....	8.4	7.4
Average Per Catch.....	12.2	12.9
Average Per Game.....	247.8	228.3
TDs Passing.....	14	8
TOTAL OFFENSE.....	2646	2235
Total Plays.....	433	416
Average Per Play.....	6.1	5.4
Average Per Game.....	441.0	372.5
KICK RETURNS: #-YARDS.....	21-432	32-641
PUNT RETURNS: #-YARDS.....	9-97	11-119
INT RETURNS: #-YARDS.....	10-115	3-27
KICK RETURN AVERAGE.....	20.6	20.0
PUNT RETURN AVERAGE.....	10.8	10.8
INT RETURN AVERAGE.....	11.5	9.0
FUMBLES-LOST.....	14-7	7-4
PENALTIES-YARDS.....	21-182	11-71
Average Per Game.....	30.3	11.8
PUNTS-YARDS.....	24-953	30-1093
Average Per Punt.....	39.7	36.4
Net punt average.....	34.8	33.2
TIME OF POSSESSION/GAME.....	31:37	28:23
3RD-DOWN CONVERSIONS.....	40/82	31/82
3rd-Down Pct.....	49%	38%
4TH-DOWN CONVERSIONS.....	5/6	5/12
4th-Down Pct.....	83%	42%
SACKS BY-YARDS.....	11-70	12-65
MISC YARDS.....	0	80
TOUCHDOWNS SCORED.....	31	19
FIELD GOALS-ATTEMPTS.....	7-10	4-6
PAT-ATTEMPTS.....	29-30	16-18
ATTENDANCE.....	15890	37663
Games/Avg Per Game.....	2/7945	4/9416
Neutral Site Games.....		0/0

SCORE BY QUARTERS	1st	2nd	3rd	4th	OT	Total
-----	---	---	---	---	---	---
William and Mary....	55	61	38	69	13	- 236
Opponents.....	24	47	40	21	10	- 142

2005 William and Mary Football
 William and Mary Overall Individual Statistics (as of Oct 18, 2005)
 All games

RUSHING	GP	Att	Gain	Loss	Net	Avg	TD	Long	Avg/G
Elijah Brooks	6	142	700	21	679	4.8	9	22	113.2
Tony Viola	6	25	161	2	159	6.4	0	26	26.5
DeBrian Holmes	6	28	144	5	139	5.0	0	27	23.2
Joe Marianacci	6	5	77	4	73	14.6	0	29	12.2
Jacob Phillips	5	20	90	21	69	3.5	3	13	13.8
Trevor McLaurin	6	9	64	0	64	7.1	1	17	10.7
Delmus Coley	1	6	18	0	18	3.0	0	5	18.0
Chris Taylor	6	1	4	0	4	4.0	1	4	0.7
Matt Otey	5	0	0	0	0	0.0	1	0	0.0
D.J. McAulay	5	1	0	4	-4	-4.0	0	0	-0.8
TEAM	3	3	0	4	-4	-1.3	0	0	-1.3
Mike Potts	5	17	15	53	-38	-2.2	0	3	-7.6
Total.....	6	257	1273	114	1159	4.5	15	29	193.2
Opponents.....	6	231	989	124	865	3.7	10	30	144.2

PASSING	GP	Effic	Att-Cmp-Int	Pct	Yds	TD	Lng	Avg/G
Mike Potts	5	138.57	119-76-2	63.9	831	7	49	166.2
Jacob Phillips	5	214.39	57-46-1	80.7	656	7	34	131.2
Total.....	6	163.13	176-122-3	69.3	1487	14	49	247.8
Opponents.....	6	122.96	185-106-10	57.3	1370	8	70	228.3

RECEIVING	GP	No.	Yds	Avg	TD	Long	Avg/G
Joe Nicholas	5	28	434	15.5	3	49	86.8
Josh Lustig	6	22	285	13.0	2	42	47.5
Matt Trinkle	6	16	114	7.1	1	20	19.0
Elijah Brooks	6	15	143	9.5	2	27	23.8
Adam Bratton	6	10	156	15.6	0	34	26.0
Joe Marianacci	6	7	61	8.7	0	18	10.2
DeBrian Holmes	6	7	58	8.3	1	19	9.7
John Taylor	4	7	52	7.4	0	18	13.0
Elliott Mack	6	6	114	19.0	3	34	19.0
D.J. McAulay	5	2	49	24.5	0	39	9.8
Tony Viola	6	1	18	18.0	1	18	3.0
Matt Otey	5	1	3	3.0	1	3	0.6
Total.....	6	122	1487	12.2	14	49	247.8
Opponents.....	6	106	1370	12.9	8	70	228.3

PUNT RETURNS	No.	Yds	Avg	TD	Long
Josh Lustig	8	65	8.1	0	21
Leonard Muldrow	1	32	32.0	0	0
Total.....	9	97	10.8	0	21
Opponents.....	11	119	10.8	0	25

INTERCEPTIONS	No.	Yds	Avg	TD	Long
Stephen Cason	3	57	19.0	1	57
Kevin Allen	2	23	11.5	0	23
Jonathan Shaw	2	12	6.0	0	12
Richard Riley	1	-5	-5.0	0	0
TJ O'Neill	1	0	0.0	0	1
Ryan Nickell	1	28	28.0	0	28
Total.....	10	115	11.5	1	57
Opponents.....	3	27	9.0	0	27

KICK RETURNS	No.	Yds	Avg	TD	Long
Stephen Cason	10	264	26.4	1	92
Michael Pigram	3	30	10.0	0	11
Tony Viola	2	20	10.0	0	11
James Miller	2	63	31.5	0	33
Josh Lustig	2	49	24.5	0	35
Graham Falbo	1	0	0.0	0	0
Matt Trinkle	1	6	6.0	0	6
Total.....	21	432	20.6	1	92
Opponents.....	32	641	20.0	0	53

FUMBLE RETURNS	No.	Yds	Avg	TD	Long
Total.....	0	0	0.0	0	0
Opponents.....	3	80	26.7	1	70

2005 William and Mary Football
 William and Mary Overall Individual Statistics (as of Oct 18, 2005)
 All games

SCORING	TD	FGs	----- PATs -----					DXP	Saf	Points
			Kick	Rush	Rcv	Pass				
Elijah Brooks	11	0-0	0-0	0-0	0	0-0	0	0	66	
Greg Kuehn	0	7-10	29-30	0-0	0	0-0	0	0	50	
Jacob Phillips	3	0-0	0-0	0-0	0	0-0	0	0	18	
Joe Nicholas	3	0-0	0-0	0-0	0	0-0	0	0	18	
Elliott Mack	3	0-0	0-0	0-0	0	0-0	0	0	18	
Stephen Cason	2	0-0	0-0	0-0	0	0-0	0	0	12	
Josh Lustig	2	0-0	0-0	0-0	0	0-0	0	0	12	
Matt Otey	2	0-0	0-0	0-0	0	0-0	0	0	12	
Tony Viola	1	0-0	0-0	0-0	0	0-0	0	0	6	
Trevor McLaurin	1	0-0	0-0	0-0	0	0-0	0	0	6	
DeBrian Holmes	1	0-0	0-0	0-0	0	0-0	0	0	6	
Matt Trinkle	1	0-0	0-0	0-0	0	0-0	0	0	6	
Chris.Taylor	1	0-0	0-0	0-0	0	0-0	0	0	6	
Total.....	31	7-10	29-30	0-0	0	0-0	0	0	236	
Opponents.....	19	4-6	16-18	0-0	0	0-1	0	0	142	

TOTAL OFFENSE	G	Plays	Rush	Pass	Total	Avg/G
Mike Potts	5	136	-38	831	793	158.6
Jacob Phillips	5	77	69	656	725	145.0
Elijah Brooks	6	142	679	0	679	113.2
Tony Viola	6	25	159	0	159	26.5
DeBrian Holmes	6	28	139	0	139	23.2
Joe Marianacci	6	5	73	0	73	12.2
Trevor McLaurin	6	9	64	0	64	10.7
Delmus Coley	1	6	18	0	18	18.0
Chris.Taylor	6	1	4	0	4	0.7
D.J. McAulay	5	1	-4	0	-4	-0.8
TEAM	3	3	-4	0	-4	-1.3
Total.....	6	433	1159	1487	2646	441.0
Opponents.....	6	416	865	1370	2235	372.5

FIELD GOALS	FGM-FGA	Pct	01-19	20-29	30-39	40-49	50-99	Lg	Blk
Greg Kuehn	7-10	70.0	0-0	1-2	4-6	1-1	1-1	51	1

FG SEQUENCE	William and Mary	OPPONENTS
Marshall	(47)	(28),52
VMI	(26),(39)	-
Rhode Island	(51),(35),(31)	-
Liberty	39	-
New Hampshire	28	(33)
Northeastern	(33),36	(26),31,(20)

PUNTING	No.	Yds	Avg	Long	TB	FC	I20	I
Blair Pritchard	22	889	40.4	64	2	3	6	
Corey Davis	2	64	32.0	38	0	0	0	
Total.....	24	953	39.7	64	2	3	6	
Opponents.....	30	1093	36.4	60	1	9	8	

KICKOFFS	No.	Yds	Avg	TB	OB
Greg Kuehn	40	2339	58.5	5	2
Total.....	40	2339	58.5	5	2
Opponents.....	26	1410	54.2	4	1

Numbers in (parentheses) indicate field goal was made.

2005 William and Mary Football
 William and Mary Overall Individual Statistics (as of Oct 18, 200
 All games

ALL PURPOSE	G	Rush	Rec	PR	KOR	IR	Tot	Avg/G
Elijah Brooks	6	679	143	0	0	0	822	137.0
Joe Nicholas	5	0	434	0	0	0	434	86.8
Josh Lustig	6	0	285	65	49	0	399	66.5
Stephen Cason	6	0	0	0	264	57	321	53.5
Tony Viola	6	159	18	0	20	0	197	32.8
DeBrian Holmes	6	139	58	0	0	0	197	32.8
Adam Bratton	6	0	156	0	0	0	156	26.0
Joe Marianacci	6	73	61	0	0	0	134	22.3
Matt Trinkle	6	0	114	0	6	0	120	20.0
Elliott Mack	6	0	114	0	0	0	114	19.0
Jacob Phillips	5	69	0	0	0	0	69	13.8
Trevor McLaurin	6	64	0	0	0	0	64	10.7
James Miller	6	0	0	0	63	0	63	10.5
John Taylor	4	0	52	0	0	0	52	13.0
D.J. McAulay	5	-4	49	0	0	0	45	9.0
Leonard Muldrow	5	0	0	32	0	0	32	6.4
Michael Pigram	6	0	0	0	30	0	30	5.0
Ryan Nickell	6	0	0	0	0	28	28	4.7
Kevin Allen	6	0	0	0	0	23	23	3.8
Delmus Coley	1	18	0	0	0	0	18	18.0
Jonathan Shaw	6	0	0	0	0	12	12	2.0
Chris.Taylor	6	4	0	0	0	0	4	0.7
Matt Otey	5	0	3	0	0	0	3	0.6
TEAM	3	-4	0	0	0	0	-4	-1.3
Richard Riley	6	0	0	0	0	-5	-5	-0.8
Mike Potts	5	-38	0	0	0	0	-38	-7.6
Total.....	6	1159	1487	97	432	115	3290	548.3
Opponents.....	6	865	1370	119	641	27	3022	503.7

2005 William and Mary Football
 William and Mary Overall Defensive Statistics (as of Oct 18, 200
 All games

DEFENSIVE LEADERS	GP	-----Tackles-----			TFL/Yds	-Sacks-	---Pass Def---			-Fumbles-		Blkd	
		Solo	Ast	Total			No-Yds	Int-Yds	BrUp	QBH	Rcv-Yds	FF	Kick
44 Josh Rutter	6	27	32	59	5.5-5	1-0	.	.	.
35 Jonathan Shaw	6	24	17	41	3.0-9	.	2-12	2	.	1-0	.	.	.
93 Jonas Watson	6	14	19	33	8.0-37	5.0-33	.	.	1	.	2	.	.
22 Stephen Cason	6	18	15	33	1.0-9	0.5-8	3-57	3
55 Ryan Nickell	6	19	13	32	3.5-9	.	1-28	.	.	1-0	.	.	.
39 TJ O'Neill	6	13	13	26	.	.	1-0	1
21 James Miller	6	10	15	25	1.0-1	.	.	2
94 Josh Wright	6	13	12	25	4.0-21	1.0-7	.	.	1
77 Bri.Williamson	6	7	10	17	1.0-1
8 Alan Wheeling	6	11	6	17
58 Larry Pendleton	6	4	11	15	2	1	.
97 Adam O'Connor	6	6	8	14	3.5-17	1.5-15	.	.	2
13 David Page	6	11	3	14	1	.	.
34 Thad Wheeler	5	6	7	13	1.5-5	1.0-4
48 Michael Pigram	6	6	6	12	1-0	.	.	.
6 Brandon Burrow	6	4	4	8
99 Josh Larkins	3	1	6	7	0.5-1
36 Kevin Allen	6	4	3	7	.	.	2-23	1
69 Will. Turner	6	5	2	7
23 Trevor McLaurin	6	5	2	7
37 Derek Cox	6	5	2	7	.	.	.	1	.	.	.	1	.
57 Brian Neely	6	2	5	7
29 Zachary Stout	6	3	2	5
24 Richard Riley	6	3	2	5	.	.	1--5	1
95 Jerome Griffin	6	.	5	5	1.0-1	0.5-1	.	1	1
4 Leonard Muldrow	5	2	2	4	1	.
74 Brandon Pugh	3	.	3	3	0.5-1	0.5-1
92 Ryan Jones	1	.	3	3	1.0-1	1.0-1
85 Matt Trinkle	6	2	1	3
25 Greg Kuehn	6	2	.	2
11 John Taylor	4	1	1	2
50 Todd Reyher	5	.	2	2	.	.	.	2
91 Blair Pritchard	5	1	.	1
33 Josh Lustig	6	1	.	1
9 Elijah Brooks	6	1	.	1
Total.....	6	231	232	463	35-118	11-70	10-115	14	5	4-0	5	3	.
Opponents.....	6	238	258	496	29-102	12-65	3-27	20	9	7-80	10	1	.