



GAME DAY INFORMATION

#9 WILLIAM AND MARY "TRIBE" (5-2, 3-1 A10) at VILLANOVA "WILDCATS" (3-4, 1-3 A10)

Kickoff: 6 p.m., Saturday, Oct. 29, 2005

Site: Villanova Stadium (12,000, Astroplay)

TV: None

Radio: 5:30 p.m. - The Tribe Football Radio Network will broadcast today's game across the Commonwealth of Virginia. The veteran broadcast duo of Jay Colley (play-by-play) and Bob Sheeran (color) will call the action. For a complete listing of the Tribe Football Radio Network, see page six.

All-Time Series: W&M leads 14-7-1

Last Meeting: The Tribe won, 37-29, in Williamsburg last season.

FIRST AND 10

W&M takes a four-game winning streak on the road this weekend to Villanova for a Saturday evening Atlantic 10 battle. The Tribe, ranked ninth in this week's Sports Network Top 25, improved to 3-1 in league play and retained its second-place standing in the A10 South with a 44-13 win over Towson last week. It was the fourth consecutive game W&M topped the 40-point mark, and the Tribe is now averaging exactly 40 points per game, ranking second in the A10. Junior linebacker Ryan Nickell was named the A10 Defensive Player of the Week for his efforts against Towson, which included a 72-yard interception return for a touchdown, two sacks and two forced fumbles. W&M defeated the Wildcats last season in Williamsburg to improve to 14-7-1 in the series, but the Tribe is just 4-6 in 10 all-time visits to Villanova. The Wildcats dropped to 3-4 overall, 1-3 in the A10, with a 38-20 home loss to Rhode Island last weekend. It was Villanova's second loss to URI in the 14-game series and the Wildcats yielded a school-record 436 yards rushing to the Rams. Villanova features the league's second-ranked passing offense, averaging 306.0 yards per game on the arm of redshirt freshman Frank Jankowski, who took over the quarterback duties after senior starter Marvin Burroughs was injured in the season-opening loss at Rutgers. Jankowski ranks third in the A10 in passing yards per game (279.9)

IN THE SPOTLIGHT

THIS WEEK'S FEATURED ATHLETE:

#55

**RYAN NICKELL
JUNIOR, LINEBACKER**

From spear fishing to private flying lessons, Ryan Nickell's life has taken him through three different countries and many different states. To read more about Nickell, see the question and answer feature on page 12.

TABLE OF CONTENTS

W&M Quick Facts..... 2
 Depth Charts..... 2
 How They Stack Up..... 2
 Tale of the Tape 2
 Statistical Leaders..... 2
 Head Coach Jimmye Laycock..... 3
 Atlantic 10 Information 4
 Team Notes 4
 The Last Meeting..... 5
 More Atlantic 10 Information..... 5
 W&M Media Information 6
 National Rankings 8
 Greg Kuehn Career Records Watch 11
 In the Spotlight: Ryan Nickell 12
 The Tribe in 2005 12
 W&M Alphabetical Roster 13
 W&M Numerical Roster 15
 2005 Game-by-game Starters..... 15
 The Last Time It Happened 16
 W&M Single-Game Highs 17
 Opponent Single-Game Highs 18
 W&M Single-Game Records..... 19
 All-time Offensive Performances..... 20
 W&M Scoring Drives Chart..... 21
 W&M in the Red-Zone 22
 Tribe Honor Roll 22
 2005 Game-by-Game Results 23
 Quarterback Club Players of the Week 26
 2005 Statistics..... 27

#9 William and Mary

Villanova

Date	Opponent	Score/Time	Date	Opponent	Score/Time
Sept. 1	at Marshall	L, 24-36	Sept. 10	at Rutgers	L, 6-38
Sept. 10	at VMI	W, 41-7	Sept. 17	*NORTHEASTERN	W, 38-20
Sept. 17	*at Rhode Island	L, 29-48	Sept. 24	PENNSYLVANIA	W, 28-24
Sept. 24	LIBERTY	W, 56-0	Oct. 1	*at New Hampshire	L, 17-45
Oct. 8	*#1 NEW HAMPSHIRE	W, 42-10	Oct. 8	*at Richmond	L, 20-38
Oct. 15	*at Northeastern	W, 44-41 (2 OT)	Oct. 15	at Bucknell	W, 38-10
Oct. 22	*TOWSON	W, 44-13	Oct. 22	*RHODE ISLAND	L, 30-48
Oct. 29	*at Villanova	6:00 PM	Nov. 5	*WILLIAM AND MARY	6:00 PM
Nov. 5	*JAMES MADISON	7:00 PM	Nov. 12	*at Towson	1:00 PM
Nov. 12	*DELAWARE	1:00 PM	Nov. 19	*at James Madison	1:30 PM
Nov. 19	*at Richmond	1:00 PM	Nov. 19	*DELAWARE	1:00 PM
*A10 conference game			*A10 conference game		

HEAD COACHES

Jimmye Laycock (W&M, 1970)	Andy Talley (Southern Conn., 1967)
W&M Record 175-115-2 (26th year)	VU Record 141-86-1 (21st year)
Career Record 175-115-2 (26th year)	Career Record 169-104-2 (25th year)
vs. VU 9-5-1	vs. W&M 5-9-1

MEDIA CONTACTS

W&M SPORTS INFORMATION

SID - Pete Clawson
Phone - (757) 221-3369
Email - pmclaw@wm.edu
Fax - (757) 221-3412
Web - www.TribeAthletics.com

VU SPORTS INFORMATION

SID - Dean Kenefick
Phone - (610) 519-4120
Email - dean.kenefick@villanova.edu
Fax - (610) 519-7323
Web - www.villanova.com





DEPTH CHARTS

WILLIAM & MARY VILLANOVA



OFFENSE

WR	33	Josh Lustig	SR	5-9	175
	2	Elliott Mack	RF	6-0	188
LT	67	Brent Cochran	SO	6-5	300
	70	Jonathan Shafran	RF	6-3	280
LG	75	Michael Grenz	SR	6-3	285
	65	Matt Rljanec	SR	6-4	275
C	59	Patrick Mulloy	SR	6-4	315
	51	Tim Kelley	SO	6-2	290
RG	68	Cody Morris	JR	6-4	285
	53	Luke Hiteshew	RF	6-1	287
RT	71	Brad Stewart	SO	6-3	300
	79	Michael Grant	RF	6-5	305
TE	40	Adam Bratton	SR	6-4	250
or	85	Matt Trinkle	JR	6-5	260
WR	27	Joe Nicholas	SO	6-3	211
	3	Joe Marianacci	RF	6-1	186
QB	18	Jake Phillips	RF	6-3	208
	10	Mike Potts	SO	6-4	224
TB	9	Elijah Brooks	JR	5-9	210
	28	DeBrian Holmes	RF	5-9	180
FB	46	Matt Otey	SO	5-11	230
	45	Graham Falbo	SO	6-0	250

DEFENSE

DE	97	Adam O'Connor	SR	6-8	275
	95	Jerome Griffin	SR	6-1	240
DT	77	Brian Williamson	JR	6-3	281
	74	Brandon Pugh	SO	6-2	261
DT	58	Larry Pendleton	SR	6-3	285
	57	Brian Neely	JR	6-4	298
DE	94	Josh Wright	JR	6-3	246
	93	Jonas Watson	SR	6-2	228
ILB	39	T.J. O'Neill	SO	6-1	238
	34	Thad Wheeler	SR	6-1	216
OLB	44	Josh Rutter	RF	6-3	228
	23	Trevor McLaurin	JR	5-11	230
OLB	55	Ryan Nickell	JR	6-2	210
	50	Todd Reyher	RF	6-0	214
CB	22	Stephen Cason	SR	6-0	210
	37	Derek Cox	RF	6-1	180
SS	35	Jonathan Shaw	SR	6-0	198
	29	Zach Stout	JR	6-0	190
FS	21	James Miller	SR	6-1	200
	36	Kevin Allen	RF	6-2	195
CB	8	Alan Wheeling	JR	5-9	180
or	24	Richard Riley	JR	6-2	185

SPECIAL TEAMS

PK	25	Greg Kuehn	SR	6-3	215
HO	14	Christian Taylor	JR	6-5	205
P	91	Blair Pritchard	JR	5-11	230
LS	34	Thad Wheeler	SR	6-1	216
	94	Josh Wright	JR	6-3	246
SS	75	Michael Grenz	SR	6-3	285
KR	33	Josh Lustig	SR	5-9	175
	22	Stephen Cason	SR	6-0	210
	21	James Miller	SR	6-1	200
PR	33	Josh Lustig	SR	5-9	175

HOW THEY STACK UP

CATEGORY	W&M (A10)	VU (A10)
Scoring Offense	40.0 (2) ✓	25.3 (9)
Rushing Offense	195.6 (4) ✓	105.3 (10)
Passing Offense	241.3 (5) ✓	306.0 (2)
Had Intercepted	3 (3) ✓	10 (10)
Total Offense	436.9 (3) ✓	411.3 (5)
Turnover Margin	0.86 (2) ✓	-1.14 (12)
3rd Down Effici.	48.3 (2) ✓	37.1 (10)
Scoring Defense	22.1 (6) ✓	31.9 (11)
Rushing Defense	132.4 (6) ✓	192.1 (11)
Passing Defense	232.1 (10) ✓	214.7 (6)
Total Defense	364.6 (7) ✓	406.9 (11)
Punting	34.8 (5) ✓	31.3 (8)
Penalties	33.0 (1) ✓	70.4 (12)

OFFENSE

TE	84	Matt Sherry	RF	6-4	240
	86	Michael Bradway	RF	6-2	215
OT	75	Idriz Bauta	RF	6-4	280
	58	Mike Sheridan	FR	6-3	275
OG	66	Jonathan Krohe	RF	6-5	300
	78	Michael Keller	RF	6-5	290
C	79	Christian Gaddis	JR	6-1	295
	58	Michael Probasco	RF	6-2	285
OG	71	Michael Constanzo	JR	6-4	300
	58	Michael Probasco	RF	6-2	285
OT	68	John Finneran	JR	6-6	305
	75	Idriz Bauta	RF	6-4	280
QB	15	Frank Janowski	SO	6-1	210
	10	Antwon Young	FR	6-4	185
RB	22	Moe Gibson	JR	5-9	195
	33	Matt Dicken	SO	5-9	200
FB	34	DeQuese May	JR	5-11	215
	2	Tyree Hughey	SO	5-11	220
WR	9	J.J. Outlaw	SR	5-9	185
	7	Chris Polite	JR	6-1	190
WR	5	John Diesser	SR	6-0	200
	80	Anton Ridley	SO	6-4	210

DEFENSE

DE	96	David Dalessandro	RF	6-3	270
	45	Russell McKittrick	RF	6-2	225
DT	93	Matt Costantino	SR	6-0	275
	77	Peter Carppolo	RF	6-3	265
DT	97	Brian Hentosz	SO	6-3	275
	77	Peter Carppolo	RF	6-3	265
DE	90	Darrell Adams	SR	6-4	270
	52	Greg Miller	FR	6-3	240
LB	55	Bryan Adams	JR	5-11	235
	47	Blake Shubert	SO	6-0	230
LB	42	Brian Hulea	JR	6-1	235
	14	J.C. Cooper	JR	5-10	200
CB	3	Rodney Badger	SO	5-9	155
	21	Adam Clements	SO	5-9	190
CB	19	Kalise Cook	SO	5-11	190
	21	Adam Clements	SO	5-9	190
FS	26	Allyn Bacchus	JR	6-0	200
	16	Eugene Clay	RF	6-1	200
WS	4	Terrance Reaves	JR	6-0	205
	20	Zach Mariacher	SO	5-10	195
SS	16	Eugene Clay	RF	6-1	200
	20	Zach Mariacher	SO	5-10	195

SPECIAL TEAMS

K	31	Joe Marcoux	FR	6-4	185
	8	Adam James	SR	5-10	195
P	8	Adam James	SR	5-10	195
	31	Joe Marcoux	FR	6-4	185
H	5	John Diesser	SR	6-0	200
LS	35	Mason Frakes	FR	6-1	230
	93	Matt Costantino	SR	6-0	275
KR	22	Moe Gibson	SR	5-9	205
	9	J.J. Outlaw	SR	5-9	185
	28	Salim Koroma	FR	5-6	150
PR	9	J.J. Outlaw	SR	5-9	185
	28	Salim Koroma	FR	5-6	150

TALE OF THE TAPE

TRIBE vs. WILDCATS

Pos.	W&M	VU	Pos.
WR & TE	6-2/224	5-11/190	DB
OF Backs	6-1/218	6-0/235	LB
OL & TE	6-4/282	6-3/273	DL
DL	6-4/272	6-4/287	OL/TE
LB	6-2/218	5-11/207	OF Backs
DB	6-0/195	6-0/208	WR/TE

* Averages reflect those of starters only.

TRIBE QUICK FACTS

COLLEGE INFORMATION

Location: Williamsburg, Va.
 Founded: 1693
 Enrollment: 5,700
 Nickname: Tribe
 Colors: Green, Gold and Silver
 President: Gene R. Nichol (OK State, 1973)
 Athletics Director: Terry Driscoll (BC, 1969)
 College Website: www.wm.edu

FOOTBALL INFORMATION

First Season: 1893
 All-Time Record: 509-487-41
 Stadium: Zable Stadium
 Capacity: 12,174
 Surface: Natural grass
 All-Time Record at Zable: 188-102-6
 Bowl/Playoff Appearances: .. 12 (7 in D I-AA)
 Bowl/Playoff Record: 7-7 (6-7 in D I-AA)
 Conference: Atlantic 10 (Southern)
 Head Coach: Jimmye Laycock (See page 5)
 Alma Mater: W&M, 1970
 Offensive Formation: Pro-style
 Defensive Formation: Multiple 4-3
 Lettermen Ret./Lost: 30/11
 Off. Starters Ret./Lost: 8/3
 Def. Starters Ret./Lost: 8/2
 Spec. Starters Ret./Lost: 1/0
Captains: Josh Lustig, Travis McLaurin, Pat Mulloy, Adam O'Connor

2004 IN REVIEW

Overall Record: 11-3
 A10 Record: 7-1
 A10 Finish: Tie-First, Southern Division
 Home: 7-1
 Away: 4-2
 Postseason: NCAA Semifinals
 Final Ranking: No. 3

TEAM LEADERS

WILLIAM AND MARY

Rushing - Brooks (150 att., 699 yds, 4.7 avg., 9TD, 99.9 yds/g)
 Passing - Phillips (78-62-1, 858 yds, 8TD, 143.0 yds/g)
 Receiving - Nicholas (34 rec., 517yds, 15.2 avg., 4TD, 86.2 yds/g)
 Punt Ret. - Lustig (9 for 80 yards, 8.9 avg., 21 long)
 Kick Ret. - Cason (14 for 347 yds, 24.8 avg., TD, 92 long)
 Kicking - Kuehn (10-13 FG, long 51; 34-35 PAT)
 Punting - Pritchard (40.4 avg., 64 long, 6 Inside-20)
 Tackles - Rutter (66 total, 30 solo)
 Sacks - Watson (6.0 for 36 yards)
 TFL - Watson (9.0 for 40 yards)
 INT - Cason (3 for 57 yards, TD)
 Pass Brks - Cason, Shaw (3)

VILLANOVA

Rushing - Gibson (78 att., 431 yds, 5.5 avg., 2 TD, 61.6 yds/g)
 Passing - Janowski (260-159-10, 1,959 yds, 14 TD, 279.9 yds/g)
 Receiving - Outlaw (54 rec., 649 yds, 12.0 avg, 6 TD, 92.7 yds/g)
 Punt Ret. - Outlaw (10 for 111 yds, 11.1 avg., 32 long)
 Kick Ret. - Gibson (18 for 346 yds, 19.2 avg., 49 long)
 Kicking - Marcoux (1-1 FG, 35 long; 9-9 PAT)
 Punting - James (40.8 avg., 65 long, 10 In-20)
 Tackles - Hulea (85 total, 40 solo)
 Sacks - Young (3.0 for 20 yards)
 TFL - Adams (8.5 for 40 yards)
 INT - Hulea (2 for 21 yards)
 Pass Brks - Badger (6)

TRIBE HEAD COACH

JIMMYE LAYCOCK



Comments from Monday's Atlantic 10 football coaches conference call.

Comments on standout individual defensive performances in the 44-13 win over Towson.

Well, obviously, [Atlantic 10] Conference Defensive Player of the Week, [junior linebacker] Ryan Nickell's play was outstanding. Ryan had a [72-yard] interception return for a touchdown and [six] tackles and [two sacks and two forced fumbles]. We started bringing him off the corner and adding a bit of pressure. Obviously, [senior defensive end] Adam O'Connor is a very good player and played outstanding, as did [seniors] Stephen Cason and Jon Shaw in the secondary. A lot of guys really played well. Defensively, just like offense, it's a matter of execution in doing your assignment, being in the right spot, reading your keys, and then having the right fundamentals as far as tackling.

Comments on the Tribe's four second-half sacks

I didn't think we were going to touch the quarterback for the first quarter and a half. But, we finally got cranked up a bit and got some big hits. [Senior defensive end] Jonas Watson had a sack, and Nickell [2], O'Connor, and [junior tackle] Brian Williamson all [recorded sacks]. We finally got some pressure in the second half, but he was doing a good job picking us apart early.

Comments on the Tribe's scoring ability on offense [averaging 40.0 points per game].

We're not turning the ball over. That's a big factor. The other thing is the defense is getting stops. We're getting the ball on offense. You have to have a number of possessions in order to put up points. Also, our defense is creating turnovers. Saturday, we scored on defense [Nickell's INT return], and we also had another fumble that we converted to a score. We're getting possessions and not turning it over. We also have a very good field goal kicker [Senior All-American Greg Kuehn]. Greg did a nice job on Saturday. Early on, we were not

effective in the red zone, scoring touchdowns, but [Kuehn's three field goals] were very big in keeping the momentum going.

Comments on the offensive performances since the loss at Rhode Island [Sept. 17].

At Rhode Island, we were pretty good [offensively]. We had the ball, and we threw the ball effectively. It's a matter of execution and running the right assignments, and not turning people loose in coverage or not protecting the quarterback.

Comments on the improvements of junior linebacker Ryan Nickell from last season.

He's a playmaker. He just needs to be consistent about doing it. I think he's gotten better at tackling, understating the defense and in pass coverages.

Comments on the overall play of the linebackers.

I think they are playing solid. I think Ryan is playing well, and I think [senior] Thad Wheeler and [sophomore] T.J. O'Neill are doing well. Redshirt freshman Josh Rutter has done very well and he's played very consistently. Overall, we've had pretty good play considering we were very concerned about [the linebackers] at the beginning of our season, considering our deficit [senior quad-captain Travis McLaurin out for the season, and senior all-conference linebacker Chris Ndubueze leaving school for the semester for personal reasons during the preseason.]

Comments and concerns on the Villanova offense.

Villanova is certainly a big play offense. I'm really impressed with [Redshirt freshman Frank] Jankowski at quarterback. He's doing a nice job. They have the big play threat with [senior J.J.] Outlaw. They get the ball to him in all different ways, and he's a playmaker. From their standpoint, he's the one you want to have the football because he can make the plays. They have the ability to make big plays of offense, and that is what really concerns us.

THE JIMMYE LAYCOCK ERA

(1980-present)

175-115-2 (Career Record)

Year	Record	Postseason
1980	2-9	
1981	5-6	
1982	3-8	
1983	6-5	
1984	6-5	
1985	7-4	
1986	9-3	NCAA Playoffs
1987	5-6	
1988	6-4-1	Epson Ivy Bowl
1989	8-3-1	NCAA Playoffs
1990	10-3	NCAA Playoffs
1991	5-6	
1992	9-2	Epson Ivy Bowl
1993	9-3	NCAA Playoffs
1994	8-3	
1995	7-4	
1996	10-3	NCAA Playoffs
1997	7-4	
1998	7-4	
1999	6-5	
2000	5-6	
2001	8-4	NCAA Playoffs
2002	6-5	
2003	5-5	
2004	11-3	NCAA Playoffs
2005	5-2	

Winning Seasons in Bold

LAYCOCK IN I-AA PLAYOFFS

1986	Delaware, 17-51 (L)
1989	Furman, 10-24 (L)
1990	Massachusetts, 38-0 (W)
	Central Florida, 38-52 (L)
1993	McNeese State, 28-34 (L)
1996	Jackson State, 45-6 (W)
	Northern Iowa, 35-38 (L)
2001	Appalachian State, 27-40 (L)
2004	Hampton, 42-35 (W)
	Delaware, 44-38 2 OT (W)
	James Madison, 34-48 (L)

LAYCOCK VS. THE ATLANTIC 10

Team	W	L	T
Delaware	11	14	0
Hofstra	2	1	0
James Madison	12	13	0
Maine	5	1	0
Massachusetts	4	5	0
New Hampshire	9	2	0
Northeastern	10	2	0
Rhode Island	9	2	0
Richmond	19	6	0
Towson	3	0	0
Villanova	9	5	1



2005 ATLANTIC 10 STANDINGS

SOUTH	A-10	Overall
Richmond	4-1	4-3
William and Mary	3-1	5-2
James Madison	2-2	4-3
Towson	2-3	5-3
Delaware	1-3	4-3
Villanova	1-3	3-4

NORTH	A-10	Overall
Massachusetts	5-0	6-1
New Hampshire	4-1	6-1
Hofstra	2-2	4-3
Rhode Island	2-3	4-4
Northeastern	1-4	1-6
Maine	0-4	2-5

AROUND THE ATLANTIC 10 THIS WEEK

Saturday, Oct. 29

*William and Mary at Villanova	6 PM
*Delaware at Maine	12 PM
*Hofstra at Rhode Island	12 PM
*New Hampshire at Massachusetts	12 PM
Northeastern at Northwestern State	1 PM
*Richmond at James Madison	3 PM

*Atlantic 10 Conference Game

W&M'S ATLANTIC 10 RANKING

Total Offense	3rd	436.9
Passing Offense	5th	241.3
Rushing Offense	4th	195.6
Scoring Offense	2nd	40.0
Pass Efficiency	3rd	164.2
Third-down Conversion	2nd	48.3 (43-86)
Fourth-down Conversion	1st	85.7 (6-7)
Red Zone Offense	1st	.889 (32-36)
Sacks Against	7th	13
Total Defense	7th	365.4
Passing Defense	10th	232.1
Rushing Defense	6th	133.3
Scoring Defense	6th	22.1
Pass Defense Efficiency	8th	123.5
Sacks	7th	16
Red Zone Defense	8th	.818 (18-22)
Turnover Margin	2nd	0.86
Net Punting	5th	34.8
Kickoff Returns	5th	20.6
Punt Returns	3rd	11.2
Kickoff Coverage	9th	19.6
Penalties	1st	33.0
Field Goals	3rd	.769
PAT Kicking	3rd	.971
Time of Possession	5th	31:22

W&M INDIVIDUALS IN THE A-10 TOP 10

Rushing	Brooks	5th	99.9
Pass Efficiency	Phillips	1st	203.2
	Potts	6th	138.6
Receptions/Game	Nicholas	5th	5.67
Receiving Yards/Game	Nicholas	7th	86.2
All Purpose	Brooks	3rd	122.3
Scoring	Brooks	2nd	9.4
	Kuehn	3rd	9.1
Scoring (Kick)	Kuehn	1st	9.1
Scoring (TDs)	Brooks	2nd	9.4
Kick Return AVG	Cason	3rd	24.8
Punt Return AVG	Lustig	5th	8.9
FG AVG	Kuehn	T-1st	1.43
PAT Pct.	Kuehn	2nd	97.1
Interceptions	Cason	T-2nd	3
	Shaw	T-5th	2
	Allen	T-5th	2
	Nickell	T-5th	2
Tackles/Game	Rutter	T-6th	9.4
Sacks	Watson	3rd	6.0
Tackles for loss	Watson	3rd	9.0
Fumbles Forced	Watson	T-2nd	2
	Pendleton	T-2nd	2
	Nickell	T-2nd	2

WILLIAM AND MARY GAME NOTES

Game 8 - at Villanova - Oct. 29, 2005

TEAM NOTES

A Win Over Villanova Would ...

- Secure the College's 19th winning season in the last 23 years.
- Stand as the 13th-straight year the Tribe has won at least four conference games and finished with no worse than a .500 league mark. Every other current A10 team has suffered at least one losing conference season since the Tribe joined the league in 1993.
- Assure that the Tribe remains among one of at most four teams that has one, or fewer, losses in league play. UMass owns the only unblemished conference mark (5-0) and will host a New Hampshire squad that is 4-1 in A10 play. Richmond, who owns a 4-1 mark and is the only other team in the Southern Division with just one league loss, will play at James Madison this weekend in the Dukes' homecoming game.
- Mark the Tribe's fourth-straight conference win, which would tie it for the school's longest conference winning streak since the College ripped off five-straight league wins to end the 2001 season and capture a share of the league crown. The 1993 team is the only squad in school history to win six-straight conference games.

History Lesson: The Tribe has been handed double-digit defeats the last two times it has traveled to Villanova with a winning record. Most recently, the Wildcats laid a damaging 41-20 defeat on the 2002 William and Mary squad that, coincidentally, traveled to the Mainline with a 5-2 record and top 20 national ranking. Prior to that, the 1998 season saw Villanova deal a 3-0 Tribe club a 45-28 loss that eventually put a serious dent in the team's playoff chances, as it went onto post a 7-4 overall mark.

Overall, the only Tribe road win over the Wildcats in its last three visits came in 2000, when a David Corley-led Tribe squad overcame a 14-point deficit in the final three minutes of regulation to send the game to overtime and an eventual 48-41 victory.

Did You Know?: Saturday's game will feature the Atlantic 10's two longest tenured, and winningest active coaches. Villanova mentor Andy Talley has been with the school 20 years as the head coach and has 82 conference wins, the most amongst active league coaches. W&M Head Coach Jimmy Laycock's 26-years at the helm of the Tribe's program is the longest for any current coach in the conference, or in all of I-AA football for that matter, while his 68 conference wins in 12 seasons of league play trails only Talley on the active wins list.

Still the One: The Tribe's 44-13 win over Towson moved Laycock's career conference winning percentage to .667 (68-34) and kept him as the league's active leader in career conference winning percentage. Delaware's K.C. Keeler shares the top spot with Laycock amongst active coaches, as he has also won at a .667 clip (20-10) in his four seasons at the helm of the Blue Hen program.

Milestone: The win over Towson stood as the 175th in Laycock's 26-year career at the top of the program.

In his 292 career games, Laycock currently sports a 175-115-2 record, making him the winningest coach in school history.



Redshirt freshman WR Elliott Mack has three receiving touchdowns on nine receptions this season. Mack three catches for 65 yards Saturday vs. Towson.

The College has now posted 23 consecutive seasons with five, or more, wins. While five wins may not sound all that impressive, consider that in just the last 12 years (since 1993), every current member of the Atlantic 10 has experienced at least one season of four or less wins.

Poll Watching: With its 42-10 win over No. 1 New Hampshire, the Tribe is now 7-2 in its last nine games vs. ranked opponents. On the strength of Saturday's win over Towson, W&M re-entered the top 10 in this week's Sports Network Top 25 at No. 9. The Tribe also moved up a spot to No. 8 in the ESPN/USA Today coaches poll. W&M has now been ranked in 18 consecutive polls dating back to Oct. 4 of last season, including the 2004 final rankings and the 2005 preseason.

No Place Like Home: Traditionally, the College has held a very solid home field advantage. But, the 2005 season has taken that advantage to an entirely new level. The following is a closer look at some of the staggering numbers W&M has posted in the not-so-friendly, to opponents, confines of Zable Stadium.

Over the three home contests of 2005, William and Mary has ...

- Run out to a 3-0 record, playing teams which held a combined record of 10-4 before coming to Williamsburg, including a then No. 1 ranked and unbeaten New Hampshire squad.
- Outscored its three opponent's by a combined score of 142 to 23.
- Rushed for 750 yards and 12 TDs on 150 attempts (5.0 yds/attempt), while the opposition has gained just 135 yards and scored one rushing TD on 79 attempts (1.78 yds/carry).
- Recorded 11 sacks (-66 yards) while yielding just two (-7 yards).
- Completed 49 of its 68 passing attempts (.721) for 629 yards and five scores, while collecting five INTs and allowing just one TD via the air in 118 total opponent attempts.

- Turned in a +6 turnover margin (eight gained, just two lost).
- Scored in all 12 quarters, including three 21-point quarters.
- Not allowed a second half point.
- Attempted just 23 total passes after halftime.
- Punted a total of just six times, all of which came against New Hampshire.

With the Tribe's 44-13 win over Towson last weekend, the College extended its regular season winning streak at Zable Stadium to 10 games. James Madison is the last team to defeat the College in Williamsburg (both in the regular season - 24-17 in 2003; and during last season's NCAA Division I-AA Playoffs - 48-34).

During this recent 10-game regular season surge, the Tribe has recorded double-digit wins on seven occasions and has won by less than a touchdown only once (the 38-35 OT win vs. Northeastern last season).

Saturday's contest at Villanova marks the Tribe's last trip out of the state of Virginia in the 2005 regular season, as it will host two of its four remaining games, then finish the regular season just an hour from Williamsburg at Richmond.

Since joining the Atlantic 10 Conference in 1993, William and Mary sports a 37-13 record in conference home games. Since the 1995 season, the 2002 Richmond squad is only unranked conference team to defeat the College at home.

Did You Know?: W&M's defense has registered nearly as many return yards on interceptions (134) over three home games as its three opponent's combined rushing total (141). Ryan Nickell's 72-yard interception return for a touchdown last week vs. Towson equals the number of rushing touchdowns yielded in the three home contests.

Selfish: Despite being one season removed from setting the NCAA's 11-game single season record for fewest turnovers (seven), the Tribe has actually improved its turnover margin from a season ago. The biggest factor for this has been a defense that is amongst the league's finest in forcing turnovers. The team's 16 forced miscues are just three shy of the Tribe's 14 game total of 19 from a year ago. By allowing just 10 turnovers on offense, the Tribe is second in the conference, and 16th nationally, with a +6 turnover margin (an average of .86 a game).

Did You Know?: The 16 turnovers (11 interceptions) the Tribe's defense has produced is the second highest mark in the league.

Sellout: The William and Mary Athletics Department announced that the November 5th football game between the College and James Madison, scheduled for 7:00 p.m. at Zable Stadium, is sold out. Tickets are no longer available to the general public and none will be made available for purchase at the gate on Nov. 5. The game is the first announced regular season sell-out in at least a decade for the College and will mark the first game played under the new lighting system currently under construction at the venerable stadium.

It will be the second consecutive sellout in the series between the two teams and the third-straight game that draws over 12,000, as the regular season contest at James Madison's Bridgeforth Stadium on Nov. 13 last season brought out 13,000+, and the rematch in the national semifinals at Zable attracted maximum capacity crowds.

The game will be just the second night game in the 70 years that the College has played within Zable Stadium.

Comeback Kids: While the Tribe's 44-41 double overtime win two weeks ago at Northeastern is one of the most impressive comeback wins in



A10 PREDICTED ORDER OF FINISH

NORTHERN	SOUTHERN
1. Massachusetts (12)	1. James Madison (16)
New Hampshire (14)	2. Delaware (6)
3. Hofstra (4)	3. William & Mary (6)
4. Maine	4. Villanova (2)
5. Northeastern	5. Richmond
6. Rhode Island	6. Towson

(first place votes)

LAST WEEK'S RESULTS (10/22)

- *William and Mary 44, Towson 13
- *Richmond 43, Hofstra (37 (2 OT))
- *Rhode Island 48, Villanova 30
- *Delaware 34, James Madison 28
- *New Hampshire 52, Northeastern 21
- *Massachusetts 35, Maine 14

LAST WEEK'S A10 PLAYERS OF THE WEEK

OFFENSE: Ricky Santos, UNH, QB & Stacy Tutt, UR, QB
DEFENSE: RYAN NICKELL, W&M, LB
 SPECIAL TEAMS: Alfonsu Dormu, URI, LB
 ROOKIE: Joe Casey, URI, RB & Liam Coen, UMass, QB

A10 IN THE NATIONAL POLLS

Sports Network (10/24)	ESPN/USA Today (10/24)
4. New Hampshire	4. New Hampshire
7. Massachusetts	6. Massachusetts
9. William and Mary	8. William and Mary
17. James Madison	17. James Madison

TOP 10 CAREER A-10 COACHING VICTORIES

(Through 10/22)

1. Bill Bowes (UNH, 1972-98)	97
2. "Tubby" Raymond (UD, 1966-01)	89
3. Andy Talley (VU, 1985-)	82
4. Jimmie Laycock (W&M, 1993-)	68
5. Jim Reid (UMass, 1986-91, UR, 95-03)	61
6. Jack Cosgrove (UM, 1993-)	43
7. Tom Jackson (UC, 1983-93)	42
8. Hal Westerman (UM, 1951-66)	41
Vic Fusia (UMass, 1961-70)	41
10. Bob Griffin (URI, 1976-92)	37

Active Coaches in Bold

ALL-TIME CONFERENCE STANDINGS

(Through 10/22)

Team	Conf. Record	Pct.
Delaware	109-48-0	.694
William & Mary	68-34-0	.667
Massachusetts	206-118-4	.634
<i>Connecticut</i>	<i>158-115-10</i>	<i>.576</i>
Villanova	82-61-0	.573
James Madison	53-50-0	.515
New Hampshire	167-162-10	.507
Hofstra	18-21-0	.462
<i>Boston U.</i>	<i>143-177-7</i>	<i>.448</i>
Maine	146-186-7	.440
Richmond	64-94-0	.405
Northeastern	41-63-0	.394
Rhode Island	120-217-7	.359
<i>Vermont</i>	<i>27-63-2</i>	<i>.304</i>
Towson	2-11-0	.154

Former members in italics

THE LAST MEETING

#13 William & Mary 37, #19 Villanova 29

WILLIAMSBURG, VA (11/6/04) - Senior tailback Jon Smith scored on runs of 1, 1 and 17 yards and All-American candidate threw for 232 yards and a touchdown, while also rushing for 60 yards and another score to lead the 13th-ranked Tribe past 19th-ranked Villanova, 37-29, at Zable Stadium.

The victory gave head coach Jimmie Laycock his 13th career season with seven or more victories, and it the College's third win over a ranked opponent this season.

After trailing 21-14 at the break, Campbell connected with redshirt freshman WR Joe Nicholas on a six-yard scoring strike to cap the Tribe's opening drive of the second half, and after the teams exchanged punts, W&M took its first lead of the game when the Wildcats' center sent a snap over the punter's head and out of the end zone.

Smith scored his second touchdown early in the fourth to push the lead to 30-21, and found the end zone for third time with 2:57 remaining, after senior Wade Harrell's 19-yard interception return. Smith scored three rushing TDs for the third time in his career with the last coming against VMI in 2002.

Campbell completed 22 of 34 passes for 232 and threw his 39th career TD pass. He was equally effective on the ground, gaining a season-high 60 yards, including several key first-down runs in the fourth quarter.

Junior all-conference candidate Adam O'Connor recorded three sacks in the game, just a half-sack away from a W&M single-game record. For his efforts, O'Connor was named the A10 Defensive Player of the Week.

	1	2	3	4	Final
#19 Villanova	7	14	0	8	29
#13 William & Mary	7	7	9	14	37

Scoring Summary

Qtr	Team	Score	Time
1st	VU	Gibson 95 kick return (James kick)	14:46
	W&M	Smith 1 run (Kuehn kick)	10:25
2nd	VU	Dieser 7 pass from Burroughs (James kick)	12:38
	W&M	Campbell 1 run (Kuehn kick)	8:13
	VU	DiGiacomo 17 pass from Burroughs (James kick)	3:38
3rd	W&M	Nicholas 6 pass from Campbell (Kuehn kick)	9:02
	W&M	Team safety	3:26
4th	W&M	Smith 1 run (Kuehn kick)	14:16
	W&M	Smith 17 run (Kuehn kick)	2:57
	VU	DiGiacomo 2 pass from Burroughs (Dieser pass from Burroughs)	0:32



Adam O'Connor records one of his three sacks against Villanova last season en route to earning All-America honors.

MEDIA CENTER

WILLIAM AND MARY ON THE RADIO

Stretching over 150 miles across Virginia, the William and Mary radio network is the gateway to all of the Tribe's football action over the air. Veteran broadcast team Jay Colley (play-by-play) and Bob Sheeran (color) will once again relay the excitement of Tribe football over the airways on Saturdays. In addition to your local stations, all Tribe football and men's basketball games can be heard via the W&M athletics web site, www.TribeAthletics.com.

W&M Radio Network Affiliates

WMBG	740 AM	Williamsburg
WSRV	92.3 FM	Williamsburg
WBRG	1050 AM	Lynchburg
WTOX	1480 AM	Richmond

You can also catch head coach Jimmye Laycock each Tuesday morning from 7:40 a.m. to 8:00 a.m. on Mornings with Big Al on Richmond's WXGI ESPN 950 AM.

A-10 COACHES CONFERENCE CALL

Every Monday, the A-10 will conduct a teleconference from 10 a.m.-12:10 p.m. (eastern time) with each of its head football coaches. Each coach will have a ten-minute slot to discuss his team and answer questions from the media. Members of the media are strongly encouraged to participate. For the access number, call Pete Clawson (757) 221-3369.

W&M WEEKLY PRESS CONFERENCE

A press conference with head coach Jimmye Laycock will be held Tuesday's prior to a Saturday game at noon at the Hospitality House in Williamsburg. Interviews with players will follow the luncheon. Please confirm your attendance with Pete Clawson at least 24 hours in advance at (757) 221-3369 or pmclaw@wm.edu.

10:00	Atlantic 10 Update
10:10	Dave Clawson, Richmond
10:20	Jimmye Laycock, W&M
10:30	Andy Talley, Villanova
10:40	Rocky Hager, Northeastern
10:50	Mickey Matthews, JMU
11:00	Jack Cosgrove, Maine
11:10	Don Brown, Massachusetts
11:20	Tim Stowers, Rhode Island
11:30	K.C. Keeler, Delaware
11:40	Sean McDonnell, UNH
11:50	Joe Gardi, Hofstra
12:00	Gordy Combs, Towson

A-10 PRESS BOX PHONE NUMBERS

Delaware	302-831-6199/302-831-2186
Hofstra	516-463-5247
James Madison	540-568-6521
Maine	207-581-1049
Massachusetts	413-545-3550
New Hampshire	603-862-2585
Northeastern	617-566-5956
Rhode Island	401-874-4616
Richmond	804-355-6110
Towson	410-704-3102
Villanova	610-519-5290
William & Mary	757-221-3414

the school's 110-plus year football history, the 21-point fourth quarter turnaround isn't a stand alone achievement in the annals of the College's program.

W&M fans need only to stretch their memories back as far as the 2004 season (and just nine total games) to find the last time the team made up such a fourth-quarter deficit. In the NCAA quarterfinals vs. Delaware, the Tribe delighted the home crowd by turning a 31-10 Blue Hen lead to start the fourth quarter into an eventual 44-38 double overtime win.

That being said, the 21-point, fourth quarter recovery is the largest in the Laycock era. Beyond the Delaware contest, the next largest fourth-quarter turnaround under Laycock came in 1983, when quarterback Dave Murphy lead the College out of a 17-0 fourth-quarter hole to defeat Dartmouth 21-17.

TEAM OFFENSIVE NOTES

Big Numbers: By scoring 44 points for the second consecutive week, the Tribe moved its season scoring average to a season-best 40.0 points per game. This average is second in the A10 behind New Hampshire's 41.14 average and fourth nationally.

The Tribe has scored 40-plus points in all five of its victories on the season and has outscored its opposition by a count of 227 to 71 in the wins.

Record Numbers: By scoring 44 points in the win over Towson, the 2005 Tribe squad has now tied the school record for consecutive games with 40-plus points at four.

The record for 40-plus points in a season is six held by both the 1946 and 1993 squads. The Tribe has gone over the 40-point mark five times this season.

No team in the College's history has ever scored more points over the first six games of the season than the 280 put on the board this season.

The Tribe's record for single-season scoring average is 36.8, set in 1993.

While on the Subject: Laycock has guided the Tribe to a total of 45 career 40-plus point outings in his 292 games as the College's head coach, a number that represents more than 15% of his total games.

By comparison, the College had seen only 12 total 40-plus point outings in the 30 seasons prior to Laycock taking the reigns of the program in 1980.

Did You Know?: Over the last 24 games, dating back to the last three games of the 2003 season, the Tribe has scored 35, or more, points 17 times. In this same span, the College's 9-7 win at New Hampshire in 2004 is the only game the team has failed to reach at least 23 points.

The Tribe's record over this span is 19-5.

For What Its Worth: The Tribe has scored points in 28 of the 31 total quarters on the season. The only frames the College have not moved the scoreboard in were the fourth quarter of the season opener at Marshall and the second and third quarters of the win at Northeastern.

Amazing?: Excluding two possessions where the team took knees to kill clock at the end of Saturday's respective halves, the Tribe has scored points on its last 13 possessions, including the last five at Northeastern and all eight against Towson (again excluding the clock-killing kneel downs). Of these 13 drives, 10 have ended with touchdowns.



Redshirt freshman TB DeBrian Holmes rushed for a career-high 76 yards on 13 carries Saturday against Towson.

Seeing Red: One of the hallmarks of the Tribe offense over the last several years has been its remarkable consistency in the red zone. Currently, the College is the league's most efficient squad in converting inside the opponent's 20-yard line. After registering four touchdowns and a field goal in five trips into the 'zone' vs. Towson, the Tribe has now turned 32 of its 36 red zone opportunities (.889) into points, including 27 touchdowns.

While only New Hampshire has had more red zone opportunities (38), the Tribe's 27 red zone touchdowns are a league high, as a league-best .750 of its ventures inside the 20 found paydirt.

The ability to find the end zone paid its largest dividends in the extra frames against Northeastern, as the Huskies were forced to settle for a field goal on its second of two overtime possessions, while the Tribe found the end zone on both.

There was a very similar pattern in the Tribe's success over then top-ranked UNH. The Wildcats came into the game featuring the league's stingiest red zone defense, but at the end of the day it was W&M's ability to finish drives, as five of six ventures inside the UNH 20 yielded touchdowns, and its defense's success in keeping New Hampshire out of the end zone, as UNH converted just two of its five opportunities, that helped pave the way for the upset.

Out Front: The College has held leads in all seven games this season, but has trailed at the half in both of its losses. Four of its five wins have seen it hold leads going into the intermission. The Tribe was tied at the half at Northeastern, before the two teams combined for an impressive 65 second-half points.

Paving the Way to Victory: One week removed from recording a season low 103 yards rushing at Northeastern, the Tribe went back to its usual ways against Towson, as the team more than tripled the Tigers rushing output, 210 yards to just 62. The effort stood as the fifth time in seven games that the College has out-rushed an opponent.

Overall, the Tribe has out-rushed its opposition 1,369 yards to 927, an average of 195.6 to 132.4 on the season. Continuing along the same vein, the Green and Gold has run for 18 scores, compared to

just 10 for its opponents.

The Tribe's rushing average of 195.6 yards a contest is nearly 50 yards better than last season's 14-game average of 140.9, while its opponent's are averaging 30 rushing yards less per game.

It All Balances Out: A quick comparison of offensive numbers from this year to last would show the College has experienced very little drop-off from the school record setting production of the 2004 team. The Tribe ended last season averaging 34.7 points and 431.7 total yards over 14 games. This year sees the squad scoring 40 points a contest and averaging just a shade over 436 yards a game in total offense.

While the numbers are similar, the means to the end have been very different. Just as the 2004 squad relied heavily on the contributions of several gifted playmakers like Payton Award winning quarterback Lang Campbell and All-American receiver Dominique Thompson, the current edition of the Tribe relies on a much more balanced approach.

The following are some of the more interesting comparisons:

- In 2004, Lang Campbell and the Tribe's passing attack accounted for 4,072 of the team's 6,044 total offensive yards, or roughly 68%. This season, W&M's air attack has accounted for just 55% of the total offense, or 1,689 of the 3,058 total yards.
- In 2004, just three players accounted for all 28 rushing TDs in tailbacks Jon Smith (15) and Elijah Brooks (5), and Campbell (8). Through seven games this season, six different Tribe ball carriers have shared the team's 18 rushing TDs, led by Brooks team-high total of nine.
- Lang Campbell accounted for 98% (3,988 yards) of the team's 4,072 passing yards, while this season W&M's QB combo of redshirt freshman Jake Phillips and sophomore Mike Potts have nearly split the 1,689 total passing yards in half (Phillips – 858; Potts – 831). The same math applies to the TD passes as well, as Campbell threw for all but one of the team's 31 total scores last season, while Phillips (eight) and Potts (seven) are about equally divided between the team's 15 on this season.
- Only six players accounted for the '04 Tribe total of 31 receiving, while eight different receivers on the '05 squad have contributed to the total of 15. Last year, Thompson's total of 13 receiving scores was more than double the next highest number on the roster (Nicholas' six) and accounted for 42% of the team's total, while this season, Nicholas' four TD grabs are only one more than the next highest figure of redshirt freshman Elliot Mack's three, which is just 27% of the team's total.

INDIVIDUAL OFFENSIVE NOTES

Getting His Kicks: Already the school's record holder for career points (325), senior All-American place-kicker Greg Kuehn moved just one field goal away from breaking Steve Christie's school record of 57 after converting all three of his attempts vs. Towson.

A three-time all-conference selection and reigning league Special Teams Player of the Year, Kuehn has now converted 10 of his 13 field goal attempts on the season and is a perfect 4-for-4 beyond 40 yards. His 10 field goals tie for the conference lead, while his average of 1.43 FGs/game is 10th nationally. His average of 9.1 points/game leads the league's kickers and is third among all A10 players.

For the Tribe faithful, nothing has become so automatically taken for granted than the point after touchdown, as Kuehn has all but taken the drama

out of the task, hitting on 34 of his 35 attempts this season and an impeccable 157 of 162 (97%) for his career.

The following are just some bullet point highlights of what has been a remarkable four-year career for the Potomac Falls, VA native.

- His 325 career points is the fifth-highest total among all kickers in NCAA Division I-AA history. He already is the A10's all-time leader in points by a kicker, surpassing former Tribe great Brian Shallcross, who amassed 272 points between the 1994-97 seasons. The Tribe was not in a league during Christie's playing career, so he passed Christie's previous school career record of 279 points, set between the 1986-89 seasons, by hitting for three field goals vs. Rhode Island earlier this season.

- With 56 field goals in his 80 career attempts (70%), his next successful three-pointer will tie him for ninth on the NCAA's all-time career listings. The NCAA career record for field goals is 72, set by Nevada's Marty Zendejas between the 1984-88 seasons.

- Kuehn already became the Atlantic 10 Conference's all-time leader in career field goals this season. With each three-pointer, he continues to distance himself from Hofstra's Chris Onarato's one-year old record total of 50, set between the 2000-04 seasons.

- Kuehn has been strikingly consistent in his three previous years as the team's starting place-kicker, as he has never hit on less than 67% of his field goal attempts in any single season. He has a career conversion rate of 70% (56 of 80).

- His conversion rate on extra points is even more impressive, as he has knocked through 98% of his career attempts (157 of 162), including 135 of the last 137.

- With 34 extra-points already this season, he moved his career total to 157 and is second on the league's all-time listings [former Delaware kicker Sean Leach holds the record with 167]. His fourth extra-point vs. VMI in the season's second game moved him past Shallcross and into first place on the Tribe's career PAT listings.

- He already is the College's career record holder for consecutive extra points, as he had run up 99-straight PATs without a miss until hitting the upright in the team's NCAA Quarterfinal win over Delaware.

- He has made three field goals in a game on two separate occasions this season and has accomplished the feat eight times on his career.

Did You Know?: That Greg Kuehn has the chance to become the first place-kicker in the history of the A10 Conference to earn all-conference recognition in all four seasons of his career.

Steady Hand: Redshirt freshman quarterback Jake Phillips accounted for 241 total yards and was responsible for three touchdowns in helping lead an efficient and mistake free Tribe offense to a 44-13 win over Towson.

In his first league start, and just the second of his young career, Phillips hit on 16 of his 21 passes for 202 yards and one TD. The Warm Springs, VA product also ran for an additional 39 yards on 10 attempts and scored two rushing touchdowns.

Phillips has now seen action in six of the seven games this season and has thrown at least one TD pass in each appearance. While his numbers still remained somewhat skewed by his relatively limited playing time, the following is just a thumbnail look at some of the more noteworthy achievements he's put together through just six games.

- Of his eight TD passes this season, seven have been from 19 yards, or longer. His shortest scoring



Sophomore Joe Nicholas led the Tribe with six catches for 83 yards and a touchdown Saturday against Towson.

strike is the 13-yard pass he connected on with Joe Nicholas to start the scoring vs. Towson.

- His QB efficiency rating of 203.2 is the league's best by more than 23 points and would lead the NCAA by the same amount, had he thrown enough passes to qualify. The minimum requirement is an average of 15 passes for every game played, Phillips average is currently at 13.0 attempts per game).

- His ratio of one TD pass per every 9.75 attempts ranks first amongst league starters, as does his average of 11.0 yards an attempt.

- He has been under center for a total of 31 drives this season in his six appearances and has led the Tribe to scores of some variety on 23 occasions (18 touchdowns and five field goals). Of the eight drives the Tribe didn't score, only three have been ended with punts.

- His five rushing touchdowns and 135 yards gained, without yards lost due to sacks, ranks him second and third on the squad, respectively.

- Since starting the season with a 2-for-5 performance in limited action at Marshall, he has thrown just 13 incompletions in his last 73 attempts (60 of 73 attempts, .821 completion percentage).

- Has earned the league's Rookie of the Week honor on two occasions this season (after VMI and Northeastern) and has also been named league's Offensive Player of the Week (Northeastern).

- Has just one interception in his 78 attempts on the year.

Special Day: Phillips earned the league's Offensive and Rookie of the Week honors for playing a critical role in helping the Tribe rally for a remarkable 21-point fourth quarter comeback in the Tribe's 44-41 double overtime win at Northeastern (Oct. 15).

With W&M trailing 31-10, Phillips entered the game with just under six minutes remaining in the third quarter and rallied the Tribe to a 44-41 double-overtime victory, throwing for four touchdowns and taking in the game-winning score from eight yards out in the second extra period.

Phillips completed his first eight throws and went on to complete 16-of-18 attempts for 231 yards and three touchdowns, all of which came in the fourth quarter, in regulation to force overtime, before tossing a 20-yard touchdown pass in the first overtime and running for the game-winner in the second extra frame. He finished the day 18-for-20 for

**SPORTS NETWORK I-AA TOP 25
OCTOBER 24, 2005**

Team (First Place Votes)	2005 Record	PR
1. Western Kentucky (78)	6-1	1
2. Furman (13)	7-1	2
3. Hampton (13)	8-0	4
4. New Hampshire (6)	6-1	5
5. Montana (1)	5-2	9
6. Texas State (3)	6-1	7
7. Massachusetts (2)	6-1	8
8. Southern Illinois	5-2	10
9. William and Mary	5-2	12
10. Cal Poly	5-2	3
11. Youngstown State (1)	7-1	15
12. Appalachian State	5-2	16
13. Coastal Carolina	6-1	14
14. Eastern Washington	4-3	6
15. Montana State	4-3	18
16. Lehigh	5-2	21
17. James Madison	4-3	11
18. Illinois State	5-3	NR
19. Georgia Southern	5-3	24
20. Portland State	5-3	25
21. Northern Iowa	4-3	13
22. Grambling State	5-1	NR
23. South Carolina State	5-2	19
24. Alabama State	6-1	NR
25. Penn	5-1	NR

**ESPN/USA TODAY I-AA TOP 25
OCTOBER 24, 2005**

Team (First Place Votes)	2005 Record	PR
1. Western Kentucky (33)	6-1	1
2. Furman (4)	7-1	2
3. Hampton (8)	8-0	4
4. New Hampshire (1)	6-1	5
5. Texas State (1)	6-1	8
6. Massachusetts	6-1	7
7. Montana	5-2	10
8. William and Mary	5-2	9
9. Southern Illinois	5-2	11
10. Cal Poly	5-2	3
11. Youngstown State (1)	7-1	14
12. Appalachian State	5-2	17
13. Coastal Carolina	6-1	15
14. Montana State	4-3	18
15. Eastern Washington	4-3	6
16. Lehigh	5-2	21
17. James Madison	4-3	12
18. Illinois State	5-3	NR
19. Portland State	5-3	24
20. Georgia Southern	5-3	NR
21. Alabama State	6-1	25
22. Northern Iowa	4-3	13
23. Grambling	5-1	NR
24. South Carolina State	5-2	19
25. Penn	5-1	NR

W&M IN THE RANKINGS IN 2005

Week	Sports Network	ESPN-USA Today
Pre.	9	9
Sept. 5	11	--
Sept. 12	7	7
Sept. 19	16	16
Sept. 26	19	17
Oct. 3	17	17
Oct. 10	11	11
Oct. 17	12	9
Oct. 24	9	8
Oct. 31		
Nov. 7		
Nov. 14		
Nov. 21		
Final		

256 yards and four touchdowns, both career-highs, and added 32 yards rushing on nine attempts. Phillips had scoring passes of 30, 22, 27 and 20 yards, becoming the first Tribe quarterback to throw for four touchdowns in a game since Lang Campbell ('05) accomplished the feat against Richmond in last year's regular season finale. The performance was the third of four times this season that Phillips passed and ran for at least one score, having also done it against VMI, Liberty and Towson.

The following are just a few highlights from Phillips' performance at Northeastern.

- By completing 18 of his 20 total attempts (.900), he established the school's single-game record for completion percentage for a QB (with a minimum of 20 attempts).
- His 231 yards passing in the fourth quarter on 16-for-18 passing smashes the school's single quarter record for passing yards, which was held by 2004 Payton Award winner, Lang Campbell, who passed for 159 yards in the first quarter of the Tribe's 31-28 loss at Delaware last season.
- With touchdown passes of 30, 22 and 27 yards in the fourth quarter, he became just the third quarterback in W&M history to throw for three TDs in a single quarter, matching the accomplishments of Campbell (vs. UD in '04) and Shawn Knight (vs. Maine in '93).
- The total of 256 passing yards ranks as the third highest single-game total for a freshman, trailing only a pair of gems by David Corley in 1999 (259 yards vs. James Madison and 258 yards vs. Villanova).
- Phillips' four TD passes also ties Corley for the Tribe's single-game record for a freshman, a feat Corley accomplished twice (as do his five total TDs responsible for).

Did You Know?: Jake Phillips has led the College to points of some variety on 12-straight possessions, dating over the last two games, excluding a kneel down to end the first half against Towson. One has to go back 17 total possessions with Phillips under center to find the last time W&M was forced to punt with Phillips at control. In the fourth quarter of the URI game, Phillips was in for the final three possessions and the Rams had forced punts on the first two, before the final Tribe drive ended with a 31 yard TD pass to Mack.

In Stride: Running behind what could have been the Tribe offensive line's best and most complete effort on Saturday against Towson, reserve redshirt freshman tailback DeBrian Holmes turned in a career-high 76 rushing yards on 13 carries. Holmes was a crucial piece of the Tribe's relentless third quarter effort that turned a tenuous 16-13 halftime lead into a commanding 37-13 advantage in just 15 minutes.

After spending the first six games as a complement to the deliberate and steady play of starting tailback Elijah Brooks, Holmes' slashing-style was brought to the forefront as Brooks was held from action in the second half of Saturday's game due to an injury. Holmes, who finished the half with 50 yards on 10 carries, helped the College's offense make a strong statement with the opening drive of the third quarter by contributing 34 rushing yards on six carries as part of the Tribe's deliberate 15-play, 74-yard touchdown drive that pushed its advantage to 23-13 and chewed 6:21 off the clock.

The Tribe's next possession started on the Towson 16-yard line after the defense forced the first of its two turnovers on the afternoon. Hol-



Junior LB Ryan Nickell returns an INT 72 yards for a touchdown Saturday against Towson. It was Nickell's second pick of the season and fourth of his career.

mes covered more than half the distance to the end zone on his next carry (nine yards) and Phillips eventually capped the drive with a 1-yard sneak.

Overall, Holmes is the team's second-leading rusher on the year with 215 yards on 41 attempts (5.2 yds/attempt). He also has contributed an additional 58 yards on seven catches, including his first career touchdown that came on a 19-yard pass at VMI.

A Look at Brooks: Junior tailback Elijah Brooks was nicked up early in the second quarter against Towson and received only limited playing time over the remainder of the quarter and did not play at all in the second half. He was limited to just 20 yards on eight carries, both season lows, and had one reception for 14 yards.

He is expected to return to action for Villanova and will be looking to continue what has been an exceptional 2005 season. The following is a quick look at some of Brooks' accomplishments to this point in the season:

- With 699 rushing yards and an average of 99.9 yds/game, Brooks currently is fourth in the league in yards per game. He passed his entire 14 game rushing total from 2004 (661 yards) by week six and was on pace to seriously challenge Alvin Porch's 11-game season school record rushing total of 1,316 set in the 1997 season (Porch averaged just a touch over 119 yards a game that year) until last Saturday's setback.
- His nine rushing TDs on the season are third in the league, while his average of 9.4 points/game is second overall in the conference. He currently is eighth nationally.
- With 135 yards and four TDs on a career high 32 attempts vs. New Hampshire, Brooks earned the league's Offensive Player of the Week honors for the first time in his career.
- Brooks has also contributed 157 yards receiving on 16 catches this season and his average of 122.3 all-purpose yards a contest ranks him third in the league.

Did You Know?: That Brooks' 11 touchdowns in the first five games of the season was the most prolific scoring stretch for the College since Robert Green (1988-91) scored 12 in the five games between the fifth and ninth contests of the 1990 season.

Extra Effort: 'Determined' would be one of the first words used to describe Brooks' running style, as the 5-9, 210-pound product of DeMatha High (MD) seems to prefer the direct approach when attacking defenses. Perhaps no stat reflects this better than his yards after contact.

In the Tribe's upset win over New Hampshire, Brooks rolled to 92 of his 135 total rushing yards after being hit for the first time, breaking 17 total tackles along the way. Against Northeastern, 59 of his 89 yards came after shaking the first defender.

For the season, the Tribe coaching staff has it figured that 385 of his 699 total rushing yards have come after breaking at least one tackle.

Out in Front: With the return of injured starter Matt Ridjaneck to active duty, the College's offensive line coach Bob Solderitch had the luxury of being able to shuffle a few different combinations along the team's offensive front. He rotated Ridjaneck in at left guard and used versatile senior Mike Grenz at both guard and tackle to keep the front rested and the results were telling, as the unit powered out 210 rushing yards, 412 yards of total offense and provided standout protection all afternoon. Junior all-conference guard Cody Morris was named as the team's Offensive Player of the Game, while center Pat Mulloy continued what has been easily his best season in his three as a starter and should also be a strong candidate for postseason honors.

Currently the team has the league's second-ranked scoring offense (40.0) and is ranked third in total offense (436.9).

The Century Club: Sophomore wide out Joe Nicholas contributed a team best six receptions for 83 yards and a score in the Tribe's resounding win over Towson. The last of his six receptions vs. the Tigers moved his career total to an even 100.

After establishing freshman records for yards (799) and receptions (66) in 2004, Nicholas has avoided the sophomore slump and has continued his emergence as one the league's surest targets, as he currently leads the team in catches (34), receiving yards (517) and receiving TDs (4).

Nicholas' afternoon work vs. Towson extended his streak of games with at least one grab to 13. He has caught at least one pass in all but one of his 20 career appearances.

He has gone over the 100-yard receiving mark three times this season and five times in his career. His five career 100-yard afternoons ties him for eighth all-time on the Tribe's career listings.

Overall, Nicholas now has 100 career catches for 1,316 yards and 10 TDs.

Nicholas is currently fifth in the league in receptions per game with an average of 5.67, while his average of 86.2 yards a contest places him seventh.

TEAM DEFENSIVE NOTES

Second-half Shutdown: The Tribe's defensive effort in the second half against Towson Saturday continued an impressive string of second-half performances by the unit this season, as W&M recorded two turnovers, scored a touchdown, sacked Towson quarterback Sean Schaefer four times, including three consecutive times on one series, and allowed 95 total yards after the break against the league's second-ranked offense entering the

game.

By holding the Tigers scoreless in the second half Saturday, W&M has now allowed points in only one of its last eight second-half quarters. The only team to score on the Tribe in the second half in the last four games was Northeastern, which rang up 21 third-quarter points on Oct. 15.

In fact, only three opponents have scored on the Tribe in the second half this season; Marshall, Rhode Island and Northeastern with the Thundering Herd and Rams handing W&M its only two losses. W&M has allowed 61 second-half points in seven games, 54 against the defense when discounting Marshall's 70-yard fumble return for a touchdown in the third quarter on Sept. 1.

Here is a closer look at the defense's second-half performances this season:

- W&M has held three of its last four opponents scoreless in the second half, with the only exception being Northeastern's 21 third-quarter points on Oct. 15.
- Only three opponents have scored on the Tribe in the second half this season: Marshall, URI, Northeastern.
- W&M has forced six of its 16 turnovers on the season in the second half.
- W&M is allowing 149.7 total yards and just 62.9 yards rushing per game in the second half this season.
- In its five victories, the numbers dip to 133.0 total yards and just 35.0 rushing yards per game in the second half.
- URI (232) is the only opponent to rush for more than 77 yards in the second half this season, while three of the Tribe's opponents have managed 12, or fewer, total yards rushing in the second half.

Fourth Quarter Dominance: Building on the previous note, the defense's execution in the fourth quarter this season has been even more impressive, as just two of the Tribe's opponents this season have scored a total of 21 fourth-quarter points, Marshall and Rhode Island, both W&M defeats.

W&M has surrendered a total of 200 yards rushing in the fourth quarter this season, 95 of which came in the loss to Rhode Island. Over the Tribe's current four-game winning streak, W&M has surrendered a net of 10 yards rushing in the fourth quarter. In fact, only Northeastern (6) and Towson (5) have managed positive net rushing yards in the fourth quarter in the last four games.


In W&M's five victories, opponents are managing just 10.6 rushing yards in the fourth quarter, a figure that is bolstered by VMI's 44 yards rushing in the final period on Sept. 10.

Here is a breakdown of the defense's fourth quarter numbers this season:

Opponents Fourth-Quarter Numbers

Opp.	Rush Net	Points
MU	52	7
VMI	44	0
URI	95	14
LU	-1	0
UNH	-1	0
NU	6	0
TU	5	0

Protecting the House: To take it one step further, no opponent has scored on the Tribe in the second half at Zable Stadium this season, and W&M has allowed just 23 total points in three home games. The Tribe has allowed a total of 332 yards in the second half at home this season, an average of 110.6 per game. However, W&M has yielded a net rushing total of 4 yards in the second half this sea-



Redshirt freshman LB Josh Rutter tied for the team lead with seven total tackles Saturday and added a fumble recovery, his second of the season.

son. Liberty had a net of minus-17 yards rushing on Sept. 24, while UNH, the nation's top-ranked total offense at the time, managed 12 rushing yards in the second half on Oct. 8, before Towson gained a net of five yards on Saturday.

Another breakout, this time of the defense's dominance at home:

- Opponents are averaging 7.7 points per game at Zable Stadium this season.
- W&M is allowing an average of 288.3 total yards per game at Zable Stadium.
- Opponents have a net rushing total of 135 yards at Zable Stadium, an average of 45.0 yards rushing per game.
- No opponent has scored on the Tribe in the second half in Williamsburg.
- Only one team, Towson (5), has managed a positive rushing net in the fourth quarter at Zable Stadium; Liberty minus-1, UNH minus-1.
- W&M has surrendered a total net of 4 yards rushing in the second half this season at Zable.

Ball Hogs: With two forced turnovers on Saturday against Towson, W&M brought its season total to 16 caused turnovers, three shy of its entire total last season (19) set over 14 games. W&M has now forced at least one turnover in every game this season and has recorded at least one interception in six of the seven games. The only game W&M did not intercept a pass was at Northeastern.

Cashing In: With Jake Phillips' 1-yard TD run after a Towson fumble, and Ryan Nickell's 72-yard interception return for a touchdown the Tribe has "cashed in" on 10 forced turnovers this season. With two INT returns for scores, the defense has provided two touchdowns of its own, while W&M has found the end zone after a defensive turnover on six other occasions.

Although turnovers on downs and a blocked punt aren't statistically recorded as forced turnovers, W&M has also gone on to score three touchdowns after the defense gained a W&M possession off downs, and the Tribe also scored a touchdown after Leonard Muldrow's blocked punt against UNH.

The Tribe defense, or special teams, has "set the table" for at least one score, directly or indirect-

ly, in every game this season.

Point Producers: Nickell's 72-yard interception return was the Tribe's second defensive touchdown of the season, with the first coming on Stephen Cason's 57-yard interception return for a touchdown at VMI on Sept. 10. Nickell's first-career touchdown gave W&M two defensive scores in a season for the first time since 2003, while it also marked the first time the Tribe had two interceptions returned for a touchdown in a season since 2002, when Billy Parker recorded a pair of INT returns for scores.

Here is a quick look at the Tribe's last six defensive touchdowns:

Date	Opp.	Score
10/22	TU	R. Nickell 72-yard INT return
9/10/05	VMI	S. Cason 57-yard INT return
12/10/04	UD*	S. Cason 62-yard INT return
11/22/03	UR	J. Miller 77-yard INT return
10/25/03	URI	A. O'Connor fumble recovery in the end zone
10/12/02	Hofstra	B. Parker 26-yard INT return

Did You Know?: The last time W&M had two different players return interceptions for touchdown in the same season was 1995, when Darren Sharper and Jim Simpkins each found the end zone on INT returns.

Sack Happy: The Tribe's five total sacks against Towson on Saturday were a season-high and the most by a W&M team since the 2004 season finale against Richmond, when the College also registered five quarterback take-downs.

Nickell led the way with two sacks, both of which also forced fumbles, but three different players also got into the act in Adam O'Connor, Brian Williamson and Jonas Watson. That also marked the first time W&M had four players each record at least one solo sack in a game since the UR game last season (Wheeler 1.0, Watson 2.0, Shaw 1.0, O'Connor 1.0).

Better Late: Another perfect example of the Tribe's fourth-quarter supremacy came at Northeastern on Oct. 15. After allowing three one-play scoring drives in the third quarter at Northeastern to trail 31-10 with 5:35 remaining in the quarter, the Tribe apparently had the Huskies right where they wanted them. From that point on, the defense did not allow another first down, forcing four three-and-outs, and four NU punts, in the remaining regulation time, while Jake Phillips and the offense completed the amazing comeback on the other side of the ball.

In fact, W&M surrendered a total of 19 yards in the final 20 minutes of the game, an average of 1.6 yards per play. In building the 31-10 advantage, NU had averaged 6.6 yards per play on 52 snaps, a total of 345 yards up to that point. The Huskies were 0-for-5 on third down conversions in the second half, including 0-for-3 in the fourth quarter.

Been There Before: The Tribe's fourth quarter effort at Northeastern was reminiscent of the 2004 NCAA Quarterfinal victory over Delaware, when W&M also trailed 31-10 in the fourth quarter before rallying for a 44-38 double-overtime victory over the Blue Hens.

At NU, the defense allowed 15 total yards (9 pass, 6 rush) in the fourth quarter on nine plays, one yard fewer than UD gained in the pivotal fourth quarter last season on 15 total plays. Northeastern quarterback Anthony Orio was 1-for-2 in the frame, completing a 9-yard pass that

fell short of moving the sticks on a third-and-10. As mentioned, the Huskies' net of 6 yards rushing came over seven plays (1.2/att.), a stark contrast to Northeastern's average of 4.4 yards per carry and net of 185 yards rushing through the first three quarters.

Similarly, last season, UD had piled up 211 yards rushing on 34 attempts through three quarters, before W&M allowed a net of minus-6 yards rushing in the fourth quarter on six attempts. The Blue Hens were also 7-for-11 on third down conversions through three quarters, before going 1-of-5 against the Tribe in the fourth quarter.

Numbers Deceiving?: With Northeastern putting up 41 points and 413 total yards, its hard to say those numbers were deceiving. Maybe so, but if you go inside the numbers from Saturday's game, you could find, for example, 345 of those yards came in the first three quarters, or 83.5% of the Huskies' production was done before the Tribe's monumental comeback, when the defense's efforts shined. Furthermore, 42.9%, or 148 yards, of NU's total offense and 21 points of the Huskies' three-quarter totals came on just four plays (a 52-yard Orio to Parks toss on the game's first snap, Parks' 70-yard TD catch in the third, Orio's 15-yard TD keeper, and Murray's 10-yard TD run).

The two touchdown runs came directly after Tribe turnovers, which gave the Huskies two possessions starting in the red zone. NU's average starting field position in the third was the Tribe's 48-yard line.

Three's Company: With Jon Shaw (11), Jonas Watson (10) and Josh Rutter (10) all reaching double-digit tackles against Northeastern on Oct. 15, W&M had three players in double-figures for the first time this season, and the first time since the Tribe's 27-24 win at James Madison last season [Ndubueze (12), Miller (11), Cason (10), Nickell (10)].

INDIVIDUAL DEFENSIVE NOTES

Award Winning Performance: Linebacker Ryan Nickell was named the Atlantic 10 Defensive Player of the Week for his efforts in Saturday's 44-13 win over Towson, as the junior returned an interception 72 yards for a touchdown in the third quarter, effectively putting the game away. It was Nickell's second pick of the season and fourth career interception, and the first touchdown of his career.

In addition to the INT, Nickell twice sacked Towson quarterback Sean Schaefer, forcing fumbles on each hit, added a pair of pass break-ups and recorded six total tackles.

Nickell is the second Tribe defender to earn Defensive Player of the Week honors this season, as senior Stephen Cason was received the citation on Sept. 11 after returning an interception 57 yards for a touchdown at VMI. Nickell's score marked the first time W&M had two different players return an interception for a touchdown in a season since 1995.

The Yorktown, Va., product now leads the team with 100 interception return yards on the season, and his two picks are tied for second on the squad behind Cason's three. Nickell is tied for third on the squad 38 total tackles, which includes 5.5 TFL and Saturday's two sacks.

Playing It Safe(ty): Senior strong safety Jon Shaw had another solid game Saturday against Towson, tying Josh Rutter for the team lead with seven total tackles. That came on the heels of a standout performance at Northeastern last week, as Shaw



Junior DT Brian Williamson finished Saturday's game with three total tackles, including his first sack of the season.

led the squad with a career-high 11 total tackles. Shaw eclipsed his previous personal best of 10 tackles, which was set in the season-opening loss at Marshall. Before that, Shaw's personal best stood at nine tackles, set last season against Hampton in the first round of the NCAA I-AA Playoffs and again matched two weeks later in the semifinals against JMU.

Shaw was credited with eight solo tackles against the Huskies, in addition to 1.5 TFL and one pass break-up.

In his last three games, Shaw has now recorded 26 total tackles, 14 solos, a fumble recovery and three PBU's.

Career Fair: With a solo Saturday against Towson, senior all-conference candidate Jonas Watson is now just a 1/2 sack away from his career-high total of 6.5 set last season. With 6.0 sacks through seven games, Watson ranks third in the Atlantic 10 behind Massachusetts' James Inhedigbo (7.5) and Richmond's Sherman Logal (6.5) and stands tied for 16th in Division I-AA.

With 9.0 tackles for loss on the year, Watson is also just a 1/2 TFL shy of matching his career total in that category, which was also set last season. Watson also ranks third in the league in TFL behind Towson's Jordan Manning (11.5) and Inhedigbo (11.0).

Watson has now recorded at least one total sack in five of the Tribe's seven games this season. Although he failed to record a sack at Northeastern, the senior posted a career-high 10 total tackles, including a game-high 3.0 tackles for loss. It surpassed his previous career-best of eight, set in the win over VMI earlier this season. With three TFL, Watson has now recorded at least one stop for a loss in three consecutive games, five in total, and he now leads the squad with 8.0 TFL on the year.

Watson's 10 tackles against the Huskies matched his entire freshman season total and surpassed his sophomore year total of seven.

In his last two games, both starts, Watson has 17 total tackles, including 4.0 TFL and one sack, and a forced fumble. He ranks third in the A10 in TFL and third in sacks with 5.0. Watson is also tied for the league lead with two forced fumbles.

Fantastic Frosh: Perhaps the most consistent producer on the defensive side of the ball this season has been redshirt freshman linebacker Josh Rutter, who, for the fifth time this season, led the team in tackles, tying Shaw for the team-lead against Towson with seven total stops. Rutter also recovered a fumble in the victory, his second of the season.

After leading the squad in tackles in the first four games of the year, Rutter has continued to flourish in his rookie season with 25 total stops in the last three games, including 10 tackles at North-eastern. It was the second time this season Rutter reached double-digit tackles, with the first coming in the season opener at Marshall where he registered a career-best 16 in his first collegiate game. Against UNH on Oct. 8, he finished with eight tackles, second on the team, recovered a fumble, the first of his career, and added one solo TFL for a loss of yard.

Rutter was the first Tribe defender, of any class, to lead the squad in tackles in four consecutive games since Martin Magerko ('01) did it over the first four games of 2001 against UMass (13), VMI (11), ECU (11) and UNH (15).

O'Connor On-Point: Senior All-American defensive end Adam O'Connor had perhaps his best game, statistically speaking, of the season on Saturday against Towson, recording six total tackles, a sack, a forced fumble and a pass break-up. O'Connor also got a hand on another Towson pass, deflecting the ball Nickell intercepted and returned for a touchdown in the third quarter. O'Connor now has 2.5 sacks and 4.5 TFL on the season.

Road Blocks: Coming into the 2005 season, one of the few question marks surrounding the Tribe defense was at the tackle position, where W&M lost a pair of starters to graduation after the 2004 campaign. But, the solid play of senior Larry Pendleton and junior Brian Williamson, along with the entire tackle rotation, has sured up the position and been a major factor in the Tribe's second-half dominance against the run. Williamson's relentless pressure paid off in the form of a solo sack in the fourth quarter Saturday, and the junior finished with three total stops. Pendleton added three stops as well, while sophomore Brandon Pugh was credited with two tackles.

Williamson is second among defensive linemen with 20 total tackles on the season, including 2.0 TFL. Pendleton isn't far behind, ranking fourth among the linemen with 18 stops.

On the Campaign Trail: Senior Stephen Cason continued his solid season Saturday against Towson, recording five total tackles, four solos, and returning four kickoffs for 87 yards, including a long of 27 yards. His exploits in the 42-10 win over top-ranked New Hampshire on Oct. 8 was additional fuel for what is turning into a solid campaign for national postseason honors.

Cason, a second team All-Atlantic 10 selection in 2004, returned the opening kickoff against UNH 92 yards for a touchdown, his first career return for a TD. It bolstered his season average to 29.6 yards per kickoff return, which now stands at 24.8 yards per return, ranking third in the A10. For his efforts, Cason was named the A10 Special Teams Co-Player of the Week.

Defensively, Cason tallied a team-high nine total tackles against UNH, including six solo stops, and added his third interception of the season by picking off the league's top passer in the W&M end zone for a third-quarter touchback, as the Tribe held the nation's top offense scoreless in the sec-

ond half.

On the year, Cason has tallied two touchdowns, including a 57-yard INT return for a score at VMI on Sept. 10. He is tied for second in the A10 with three interceptions and ranks tied for 31st in the nation, averaging .43 picks per game. Cason is tied for the third on the team with 38 total tackles.

Rare Gem: When Cason took the opening kickoff back for 92-yards and a score three weeks ago against UNH, he not only set the tone for what turned out to be a ground-breaking afternoon of football for the College, but also accomplished a feat that had never been done in Jimmie Laycock's 290 career games on the Tribe sideline. As far back as the Tribe Sports Information Staff could effectively research it, no Tribe player has returned the opening kickoff for a touchdown since Laycock took the helm in 1980.

Cason's average of 26.4 yards per kickoff return is currently third in the conference. The Tribe's single-season record for return average is 28.4, set by Dick Pawlewicz in 1974.

Just Because We Looked It Up: The College has returned a total of 1,100 kickoffs in Laycock's 26-year tenure as head coach. Of these, only five have been returned for touchdowns. No squad has ever had two returned in one year.

Another Day Off: With W&M's nearly flawless offensive performance against Towson Saturday, junior punter Blair Pritchard received his second "off-week" of the season, as the Tribe did not punt Saturday. Pritchard was also not called to duty in the Tribe's 56-0 pasting of Liberty on Sept. 24, which was the first time that W&M did not punt in a game since a 49-6 victory over VMI on Oct. 2, 1993 in the Oyster Bowl at Foreman Field in Norfolk.

Pritchard has been emerging as one of the league's top special teams weapons, but now having only appeared in five games, he no longer meets the league's participation requirements for statistical rankings. Pritchard is averaging 40.4 yards per punt, which would rank third in the A10.

In his last outing at Northeastern, Pritchard punted four times for 164 yards, a steady average of 41.0 yards per kick. He again did a commendable job handling a wet ball and slick conditions, as there was standing water present in various locations on the Parsons Field artificial surface.

In his last two games, Pritchard has added over a full yard to his average, up to 40.4 from 39.1 after the URI game. At 40.4 yards per punt, Pritchard ranks third in the A10.

Against UNH, he punted six times for a career-high 256 yards. His efforts were one of the main reasons UNH had an average starting field position at its own 28-yard line, as Pritchard downed three punts inside the Wildcat 20 and had another kick downed at the 20-yard line itself. Working in sloppy field conditions, Pritchard blasted a career-long punt of 64 yards and also uncorked a 57-yarder in the first half. For his efforts, Pritchard was named the coaching staff's special teams player of the week.

GREG KUEHN RECORDS WATCH

NCAA Division I-AA Career Field Goals

Rk	No.	Player, School	Years
1.	72	Marty Zendejas, Nevada	1984-87
2.	71	Kirk Roach, Western Carolina	1984-87
3.	70	Tony Zendejas, Nevada	1981-83
	70	Chris Snyder, Montana	2000-03
5.	67	Scott Shields, Weber State	1995-98
6.	64	Brian Mitchell, Marshall/UNI	1987, 89-91
7.	62	Dave Ettinger, Hofstra	1994-97
8.	59	Todd Kurz, Illinois State	1993-96
9.	57	Steve Christie, W&M	1986-89
	57	Jose Larios, McNeese State	1992-95
11.	56	Greg Kuehn, W&M	2002-05

NCAA Division I-AA Career Scoring (Kick)

Rk	Pts.	Player, School	Years
1.	394	Chris Snyder, Montana	2000-03
2.	385	Marty Zendejas, Nevada	1984-87
3.	335	Justin Langan, Western Ill.	2001-04
4.	326	Dave Ettinger, Hofstra	1994-97
5.	325	Greg Kuehn, W&M	2002-05
6.	324	Brian Morgan, Grambling	2001-04
7.	322	Brian Mitchell, Marshall/UNI	1987, 89-91
	322	Scott Shields, Weber State	1995-98
9.	307	Thayne Doyle, Idaho	1988-91
10.	304	Jose Larios, McNeese State	1992-95

W&M CAREER FIELD GOALS

1.	57, Steve Christie, 1986-89
2.	56, Greg Kuehn, 2002-05
3.	48, Brian Shallcross, 1994-97
4.	46, Brett Sterba, 1998-2000
5.	30, Brian Morris, 1982-85
6.	26, Steve Libassi, 1976-79
7.	22, Chris Dawson, 1991-93
8.	17, Terry Regan, 1972-74
9.	14, Dan Mueller, 1988-91
10.	13, Laszlo Mike-Meyer, 1980-81

W&M CAREER FIELD GOAL PERCENTAGE

1.	.807, Brett Sterba, 1998-2000
2.	.778, Dan Mueller, 1988-91
3.	.700, Greg Kuehn, 2002-05
4.	.687, Steve Christie, 1986-89
5.	.667, Brian Morris, 1982-85
6.	.649, Brian Shallcross, 1994-97
7.	.565, Laszlo Mike-Meyer, 1980-81
8.	.553, Steve Libassi, 1976-79
9.	.550, Chris Dawson, 1991-93

ATLANTIC 10 CAREER FIELD GOALS

1.	56 Greg Kuehn, W&M	2002-05
2.	50 Chris Onorato, HU	2001-04
3.	48 Brian Shallcross, W&M	1994-97
4.	46 Brett Sterba, W&M	1997-00
5.	44 Brandon Hanes, NU	1994-97
6.	41 Rob Courter, UR	1987-90
7.	39 John Coursey, JMU	1993-96
8.	38 Casey Hannon, VU	1998-01
	38 Matt Walker, URI	1995-98
10.	36 Domingo Carlos, UC	1981-83

IN THE SPOTLIGHT: RYAN NICKELL, JR., LB

Place of birth: Landstuhl, Germany

Were your parents in the Military?: Yes, my dad was in the Army

How many different countries have you lived in?: Three (United States, Germany and Panama)

How many different states in the US?: Texas, Washington (state), New Jersey and Virginia are the ones I can remember. But, I was lucky that we were able to stay in Yorktown, VA all through high school.

How long did you live in Panama?: Three years

Was there anything unique about living there?: We had a lot of different kinds of outdoor activities and it was definitely a different culture that I got to experience.

What sort of outdoor activities were you involved with?: Scuba diving, repelling and camping.

Did you get to camp in any interesting places?: As a member of the Boy Scouts, we camped at the US Special Forces Jungle Operations Center, which was a pretty interesting place. It was where the US Special Forces trained and they let the different scout troops compete against each other for times on their obstacle course, which was called the 'Green Monster.' It took us through mud, over walls, across coral, the whole deal. When we were done, some of the actual Special Forces guys would come and make our times look ridiculous. They were pretty amazing.

Did you ever have any close calls with anything dangerous scuba diving?: Once, while my father and his friend, a retired Green Beret rescue diver, and I were spear fishing along a coral reef we had taken a fish that I had placed into a catch bag. While I was swimming around, two Moray eels started to chase after me, trying to get at the fish that was in my catch bag. My dad and his friend had to fight them off with the spear guns. It was pretty intense, especially since I was just 12 years old.

Where did you repel?: We repelled Green Beret style, tied our own harness and we had a former Green Beret teaching us. We jumped down 100-foot high cliffs, which was a great time.

Did you ever consider attending a military academy?: Not really. The Naval Academy showed interest, but at the time it wasn't the right move for me.

What was the last book you've read?: A pilot's instruction manual. I am learning how to fly.

How many hours have you logged?: 14.3, I need about 20 more to earn a license.

Are you looking at being a pilot as a career?: I am going to attempt to go to OCS and try and fly fighters for the Air Force.

What has been your favorite summer job?: The internship I had with the Carlyle Group (a large private equity firm). I worked at helping evaluate companies. I was around a lot of powerful people (former President George Bush, Sr. is a partner in the same firm). I learned a lot, one of the biggest things I've learned is that I didn't want to do that sort of work for a living.

THE TRIBE IN 2005

Overall: 5-2
 At home:.....3 - 0
 Away:.....2 - 2
 On grass:.....4 - 1
 On turf:1 - 1

A-10 overall:3 - 1
 A-10 home:2 - 0
 A-10 road:1 - 1

By Month:
 September:2 - 2
 October:3 - 0
 November:0 - 0
 December:0 - 0

When scoring first4 - 1
 When opponent scores first1 - 1
 When scoring 30+ points5 - 0
 When scoring less than 30 points0 - 2
 When leading at half4 - 0
 When trailing at half0 - 2
 When tied at half1 - 0
 When leading after 3 qtrs4 - 0
 When trailing after 3 qtrs1 - 2
 When tied after 3 qtrs0 - 0
 When out-passing opponent3 - 1
 When out-rushing opponent4 - 1
 When out-gaining opp. (total off.)4 - 0
 When out-gained by opp1 - 2
 With 35+ passing attempts1 - 2
 With less than 35 passing attempts4 - 0
 With 30+ rushing attempts5 - 2
 With less than 30 rush attempts0 - 0
 When leading TOP3 - 2
 When trailing TOP2 - 0
 With an individual 100-yd rusher2 - 2
 With an individual 200-yd passer4 - 1
 With an individual 100-yd receiver3 - 0
 With opponent 100-yd rusher1 - 1
 With opponent 200-yd passer2 - 2
 With opponent 100-yd receiver2 - 1
 When leading turnover ratio4 - 1
 When trailing turnover ratio1 - 1



Junior LB Ryan Nickell was named the A10 Defensive Player of the Week on Sunday for his efforts against Towson. Nickell finished with six total tackles, a 72-yard INT return for a TD, two sacks and two forced fumbles.

2005 WILLIAM AND MARY ALPHABETICAL ROSTER

No.	Name	Cl.	Pos.	Ht.	Wt.	High School	Hometown
41	Alexander, Sheldon	Fr.	WR	6-1	200	Woodberry Forest	Gordonsville, VA
36	Allen, Kevin	RF	DB	6-2	195	Highland Springs	Richmond, VA
16	Archer, R.J.	Fr.	QB	6-2	198	Albemarle	Earlsville, VA
86	Atchison, Andrew	So.	TE	6-7	235	Albemarle	Charlottesville, VA
88	Boykin, Obie	RF	DB	6-3	190	Surry County	Williamsburg, VA
40	Bratton, Adam	Sr.	TE	6-4	250	Montoursville	Montoursville, PA
9	Brooks, Elijah	Jr.	RB	5-9	210	DeMatha	Largo, MD
6	Burrow, Brandon	So.	DB	5-11	180	Colonial Heights	Colonial Heights, VA
49	Bynum, Raphael	Fr.	FB/LB	5-9	230	North Stafford	Stafford, VA
31a	Canty, Major	Fr.	RB	5-11	205	Tennessee	Bristol, TN
22	Cason, Stephen	Sr.	DB	6-0	210	James River	Richmond, VA
67	Cochran, Brent	So.	OL	6-5	300	South Lakes	Reston, VA
32	Coley, Delmus	Jr.	RB	5-8	195	Floyd Kellam	Virginia Beach, VA
37	Cox, Derek	RF	DB	6-1	185	J.H. Rose	Winterville, NC
15	Davis, Corey	Jr.	WR/P	6-1	195	Deep Creek	Chesapeake, VA
45	Falbo, Graham	So.	FB	6-0	250	Westfield	Centreville, VA
60	Ferebee, Melvin	Fr.	DL	6-1	240	Hampton Roads Academy	Hampton, VA
73	Ferrante, John	Fr.	OL	6-6	305	Urbana	Frederick, MD
79	Grant, Michael	RF	OL	6-5	305	Notre Dame	Wrightstown, NJ
75	Grenz, Michael	Sr.	OL	6-3	285	Wayne Hills	Wayne, NJ
95	Griffin, Jr., Jerome	Sr.	DL	6-1	240	Crestwood	Sumter, SC
76	Haley, Michael	RF	OL	6-1	265	Great Bridge	Chesapeake, VA
43	Herbert, Cortenous	Fr.	DL	6-3	260	Northwest	Germantown, MD
53	Hiteshew, Luke	RF	OL	6-1	287	Mount St. Joseph	Baltimore, MD
28	Holmes, DeBrián	RF	RB	5-9	180	Woodside	Fort Eustis, VA
64	Horvath, Ryan	So.	OL	6-1	220	Midlothian	Midlothian, VA
80	Houff, David	RF	WR	6-1	187	Blacksburg	Blacksburg, VA
78	Ilardo, Chris	Fr.	OL	6-3	280	St. Paul's School	Baltimore, MD
17	Jackson, Paris	So.	WR	6-2	200	Westfield	Centreville, VA
42	Johnson, Fred	Fr.	DB	6-1	190	St. Christopher's	Richmond, VA
92	Jones, Ryan	So.	DL	6-3	252	Blacksburg	Blacksburg, VA
51	Kelley, Tim	So.	OL	6-2	290	Watkins Memorial	Pataskala, OH
25	Kuehn, Greg	Sr.	PK	6-3	215	Potomac Falls	Potomac Falls, VA
7	Lanning, Brian	Fr.	WR	6-0	180	Frederick	Frederick, MD
99	Larkins, Josh	RF	DL	6-2	300	Toms River North	Toms River, NJ
38	Letcavage, Andrew	Fr.	LB	6-1	205	Mt. Carmel Area	Kulpmont, PA
72	Lissemore, Sean	Fr.	DL	6-4	245	Dumont	Dumont, NJ
63	Lumm, Ryan	Sr.	OL	6-3	280	Santa Margarita	Mission Viejo, CA
33	Lustig, Josh	Sr.	WR	5-9	175	Cathedral Prep	Erie, PA
2	Mack, Elliott	RF	WR	6-0	188	Delbarton	Irvington, NJ
3	Marianacci, Joe	RF	WR	6-0	186	Wyoming Area	West Pittston, PA
47	McAulay, D.J.	Fr.	WR	5-11	170	Westminster School	New Haven, CT
62	McCutcheon, Thomas	Fr.	OL	6-5	330	Deep Creek	Chesapeake, VA
52	McLaurin, Travis	Sr.	LB	5-11	240	Thomas McKean	Wilmington, DE
23	McLaurin, Trevor	Jr.	RB	5-11	230	Thomas McKean	Wilmington, DE
54	McMurrer, Peter	Fr.	LB	5-11	220	Centreville	Clifton, VA
21	Miller, James	Sr.	DB	6-1	200	Lake Taylor	Norfolk, VA
87	Mitchell, Trey	RF	PK	5-10	165	Radford	Radford, VA
19	Molenaar, Brett	Fr.	QB	6-4	208	Coast Union	Cambria, CA
61	Moore, Christopher	Fr.	OL	6-1	260	Amherst County	Madison Heights, VA
68	Morris, Cody	Jr.	OL	6-4	285	Hazelton Area	Jeansville, PA
4	Muldrow, Leonard	Jr.	DB	5-9	180	Ocean Lakes	Virginia Beach, VA
59	Mulloy, Patrick	Sr.	OL	6-4	315	Salesianum	West Chester, PA
82	Muro, Evan	RF	TE	6-6	246	Warwick	Newport News, VA
56	Muse, C.J.	Fr.	OL	6-4	310	Lexington	Lexington, SC
57	Neely, Brian	Jr.	DL	6-4	298	Lee Davis	Mechanicsville, VA

No.	Name	Cl.	Pos.	Ht.	Wt.	High School	Hometown
27	Nicholas, Joe	So.	WR	6-3	211	Hazelton Area	Sugarloaf, PA
55	Nickell, Ryan	Jr.	LB	6-2	210	Tabb	Yorktown, VA
30	Nickerson, Matt	Fr.	RB	5-9	176	Woodson	Fairfax Station, VA
90	O'Brien, Eric	RF	DL	6-1	268	Delone Catholic	Abbottstown, PA
97	O'Connor, Adam	Sr.	DL	6-8	275	Ragsdale	Greensboro, NC
39	O'Neill, T.J.	So.	LB	6-1	238	Tabor Academy	Duxbury, MA
46	Otey, Matt	So.	FB	5-11	230	Hershey	Hershey, PA
13	Page, David	So.	DB	5-9	180	Cardinal Mooney	Sarasota, FL
26	Parrott, LeVince	Jr.	FB	5-10	225	Lafayette	Williamsburg, VA
84	Pate, Brian	Fr.	K/P	5-10	160	Massaponax	Fredericksburg, VA
58	Pendleton, Larry	Sr.	DL	6-3	285	Booker T. Washington	Norfolk, VA
81	Phillips, Brett	RF	WR	6-2	185	Seattle Prep	Seattle, WA
18	Phillips, Jacob	RF	QB	6-3	208	Bath County	Warm Springs, VA
48	Pigram, Michael	Fr.	RB/LB	5-10	218	Hopewell	Hopewell, VA
10	Potts, Michael	So.	QB	6-4	224	Middletown	Middletown, DE
91	Pritchard, Blair	Jr.	K/P	5-11	230	Atlee	Mechanicsville, VA
74	Pugh, Brandon	So.	DL	6-2	261	Indian River	Chesapeake, VA
96	Pulley, Daniel	Fr.	DL	6-3	262	Atlantic Shores Christian	Chesapeake, VA
50	Reyher, Todd	RF	LB	6-0	214	Lafayette	Williamsburg, VA
65	Ridjaneck, Matt	Sr.	OL	6-4	275	Center	Monaca, PA
24	Riley, Richard	Jr.	DB	6-2	185	Gaithersburg	Gaithersburg, MD
89	Robertson, Eric	Fr.	WR	6-2	180	Albemarle	Barboursville, VA
44	Rutter, Josh	RF	LB	6-3	228	Francis Scott Key	Union Bridge, MD
70	Shafran, Jonathan	RF	OL	6-3	255	Langley	Great Falls, VA
35	Shaw, Jonathan	Sr.	DB	6-0	198	Lake Brantley	Altamonte Springs, FL
31	Slye, Cedric	Jr.	DB	5-10	183	St. John's	Washington, D.C.
71	Stewart, Brad	So.	OL	6-3	300	Bethel Park	Bethel Park, PA
29	Stout, Zachary	Jr.	DB	6-0	190	Lee Davis	Mechanicsville, VA
14	Taylor, Christian	Jr.	QB	6-5	205	Grafton	Yorktown, VA
11	Taylor, John	Jr.	WR	6-3	210	St. Albans	Washington, D.C.
66	Tracy, Adrian	Fr.	LB	6-4	230	Potomac Falls	Sterling, VA
85	Trinkle, Matt	Jr.	TE	6-5	260	Allentown C. Catholic	Whitehall, PA
83	Troester, Jordan	Jr.	TE	6-2	240	New Kent	Providence Forge, VA
69	Turner, William	So.	LB	6-1	240	Franklin County	Wirtz, VA
98	Varno, Rob	Fr.	DE	6-5	210	Hoggard	Wilmington, NC
5	Viola, Tony	So.	RB	6-1	217	Stonewall Jackson	Broadway, VA
93	Watson, Jonas	Sr.	DL	6-2	228	Bethel	Hampton, VA
34	Wheeler, Thad	Sr.	LB	6-1	216	Sequoyah	Canton, GA
8	Wheeling, Alan	Jr.	DB	5-9	180	Pulaski County	Dublin, VA
77	Williamson, Brian	Jr.	DL	6-3	281	Whiteville	Nakina, NC
94	Wright, Josh	Jr.	DL	6-3	246	Amherst County	Madison Heights, VA

2005 WILLIAM AND MARY NUMERICAL ROSTER

No.	Name	Pos.	No.	Name	Pos.
2	Mack, Elliott	WR	51	Kelley, Tim	OL
3	Marianacci, Joe	WR	52	McLaurin, Travis	LB
4	Muldrow, Leonard	DB	53	Hiteshew, Luke	OL
5	Viola, Tony	RB	54	McMurrer, Peter	LB
6	Burrow, Brandon	DB	55	Nickell, Ryan	LB
7	Lanning, Brian	WR	56	Muse, C.J.	LB
8	Wheeling, Alan	DB	57	Neely, Brian	OL
9	Brooks, Elijah	RB	58	Pendleton, Larry	DL
10	Potts, Michael	QB	59	Mulloy, Patrick	OL
11	Taylor, John	WR	60	Ferebee, Melvin	OL
13	Page, David	DB	61	Moore, Christopher	OL
14	Taylor, Christian	QB	62	McCutcheon, Thomas	OL
15	Davis, Corey	P/WR	63	Lumm, Ryan	OL
16	Archer, R.J.	QB	64	Ryan Horvath	OL
17	Jackson, Paris	WR	65	Ridjaneck, Matt	OL
18	Phillips, Jacob	QB	66	Tracy, Adrian	OL
19	Molenaar, Brett	QB	67	Cochran, Brent	OL
21	Miller, James	DB	68	Morris, Cody	OL
22	Cason, Stephen	DB	69	Turner, William	LB
23	McLaurin, Trevor	RB	70	Shafran, Jonathan	OL
24	Riley, Richard	DB	71	Stewart, Brad	OL
25	Kuehn, Greg	PK	72	Lissemore, Sean	OL
26	Parrott, LeVince	FB	73	Ferrante, John	OL
27	Nicholas, Joe	WR	74	Pugh, Brandon	DL
28	Holmes, DeBrian	RB	75	Grenz, Michael	OL
29	Stout, Zachary	DB	76	Haley, Michael	OL
30	Nickerson, Matt	RB	77	Williamson, Brian	DL
31	Slye, Cedric	DB	78	Ilardo, Chris	OL
31a	Canty, Major	RB	79	Grant, Michael	OL
32	Coley, Delmus	RB	80	Houff, David	WR
33	Lustig, Josh	WR	81	Phillips, Brett	WR
34	Wheeler, Thad	LB	82	Muro, Evan	TE
35	Shaw, Jonathan	DB	83	Troester, Jordan	TE
36	Allen, Kevin	DB	84	Pate, Brian	PK/P
37	Cox, Derek	DB	85	Trinkle, Matt	TE
38	Letcavage, Andrew	LB	86	Atchison, Andrew	TE
39	O'Neill, T.J.	LB	87	Mitchell, Trey	PK
40	Bratton, Adam	TE	88	Boykin, Obie	DB
41	Alexander, Sheldon	WR	89	Robertson, Eric	WR
42	Johnson, Fred	DB	90	O'Brien, Eric	DL
43	Herbert, Cortenous	DL	91	Pritchard, Blair	P/K
44	Rutter, Josh	LB	92	Jones, Ryan	DL
45	Falbo, Graham	FB	93	Watson, Jonas	DL
46	Otey, Matt	RB	94	Wright, Josh	DL
47	McAulay, D.J.	WR	95	Griffin, Jerome	DL
48	Pigram, Michael	RB/LB	96	Pulley, Daniel	DL
49	Bynum, Raphael	LB	97	O'Connor, Adam	DL
50	Reyher, Todd	LB	98	Varno, Rob	DE
			99	Larkins, Josh	DL

2005 GAME-BY-GAME STARTERS

	Marshall	VMI	URI	Liberty	UNH	Northeastern	Towson	Villanova	JMU	Delaware	Richmond
QB	Potts	Phillips	Potts	Potts	Potts	Potts	Phillips				
TB	Brooks	Brooks	Brooks	Brooks	Brooks	Brooks	Brooks				
FB	Trinkle*	Trinkle*	Trinkle*	Trinkle*	Trinkle*	Trinkle*	Trinkle*				
WR	Lustig	Lustig	Lustig	Lustig	Lustig	Lustig	Lustig				
WR	Marianacci	Nicholas	Nicholas	Nicholas	Nicholas	Nicholas	Nicholas				
TE	Bratton	Bratton	Bratton	Bratton	Bratton	Bratton	Bratton				
LT	Grenz	Grenz	Cochran	Cochran	Cochran	Cochran	Cochran				
LG	Lumm	Ridjaneck	Grenz	Grenz	Grenz	Grenz	Grenz				
C	Mulloy	Mulloy	Mulloy	Mulloy	Mulloy	Mulloy	Mulloy				
RG	Morris	Morris	Morris	Morris	Morris	Morris	Morris				
RT	Stewart	Stewart	Stewart	Stewart	Stewart	Stewart	Stewart				
DE	Wright	Wright	Wright	Wright	Watson	Watson	Wright				
DE	O'Connor	O'Connor	O'Connor	O'Connor	O'Connor	O'Connor	O'Connor				
DT	Pendleton	Pendleton	Pendleton	Pendleton	Pendleton	Pendleton	Pendleton				
DT	Williamson	Williamson	Williamson	Williamson	Williamson	Williamson	Williamson				
LB	Rutter	Rutter	Rutter	Rutter	Rutter	Rutter	Rutter				
LB	Wheeler	Wheeler	Wheeler	O'Neill	Wheeler	O'Neill	Wheeler				
LB	Nickell	Nickell	Nickell	Nickell	Nickell	Nickell	Nickell				
SS	Shaw	Shaw	Shaw	Shaw	Shaw	Shaw	Shaw				
FS	Miller	Miller	Miller	Miller	Miller	Miller	Miller				
CB	Cason	Cason	Cason	Cason	Cason	Cason	Cason				
CB	Wheeling	Wheeling	Wheeling	Wheeling	Riley	Wheeling	Riley				

*Started with two tight ends and no FB.

THE LAST TIME IT HAPPENED IN TRIBE FOOTBALL

TEAM

Shut out an opponent **56-0, vs. Liberty, 9/24/05**
 Was shut out.....0-14, at Delaware, 11/1/97
 Consecutive shutouts at NU (32-0), at UNH (39-0), 1995
 Scored 90+ points 95-0, vs. Bridgewater, 1931
 Scored 80-89 points 81-0, vs. Bridgewater, 1930
 Scored 70-79 points 77-0, vs. Bridgewater, 1932
 Scored 60-69 points 62-31, vs. VMI, 9/14/02
Scored 50-59 points..... **55-0, vs. Liberty, 9/24/05**
 Consecutive 50+ games at NU (53), vs. VU (51), 1993
Consecutive 40+ games..... **vs. Liberty (56), vs. UNH (42),**
.....vs. NU (44), vs. Towson (44) 2005
 Passed for 400+ yards 426, vs. NU, 10/28/00
Passed for 300-399 yards **359, vs. Northeastern, 10/15/05**
Passed for 200-299 yards **202, vs. Towson, 10/22/05**
 Rushed for 400+ yards.....433, vs. Villanova, 10/23/99
Rushed for 300-399 yards **335, vs. Liberty, 9/24/05**
Rushed for 200-299 yards **210, vs. Towson, 10/22/05**
Rushed/Passed for 200+ yards..... **vs. Towson, 10/22/05**
(210 rush, 202 pass)
Had 600+ yds of total offense..... **635, vs. Liberty, 9/24/05**
 Had 500-599 yds of total offense..... 500, vs. UD, 12/4/04
 Had two players rush for 100 yards vs. URI, 10/7/95
Had two players with 100+ rec. yds..... **vs. Northeastern, 10/15/05**
Held opp. under 50 rush yards..... **-6, vs. Liberty, 9/24/05**
 Held opp. under 50 pass yards.....44, vs. URI, 11/9/02
 Held opp. under 100 yards total off..... 82, at Bucknell, 9/21/96
 Allowed 600+ yards of total off.....638, at WMU, 9/6/03
Allowed 500-599 yards total off **578, at URI, 9/17/05**
 Was held under 50 rush yards..... 30, at UD, 10/23/04
 Was held under 50 pass yards.....30, vs. Boston, 9/19/92
 Was held under 100 yards total offense..... None post 1981
Blocked a punt **vs. UNH, 10/8/05**
 Blocked a field goalvs. UR, 40-yard att., 11/20/04
 Returned a blocked punt for TD..... at URI, 12 yds, 9/7/96
 Had a punt blockedat Delaware, 10/23/04
 Had a blocked punt returned for TDvs. Villanova, 11/11/00
 Returned a punt for TD.....at Richmond, 69 yds, 11/22/03
Returned a kickoff for TD**vs. UNH, 92 yds, 10/8/05**
Returned an INT for TD **vs. Towson, 72 yds, 10/22/05**
 Returned a fumble for TDat URI, 0 yds, 10/25/03
 Had a punt returned for TD.....vs. JMU, 70 yds, 10/18/03
 Had a kickoff returned for TD.....vs. HU, 93 yds, 11/27/04
 Had an int. returned for TDvs. JMU, 69 yds, 12/10/04
Had a fumble returned for TD..... **vs. Marshall, 70 yds, 9/1/05**
 Recorded a safety vs. Villanova, 11/6/04
 Surrendered a safetyat Northeastern, 9/20/03
Scored a defensive TD **vs. Towson, 10/22/05**
Scored a special teams TD..... **vs. UNH, 10/8/05**
 Scored defensive and special teams TD at UR, 11/21/03
Won in overtime **(2 OTs) 44-41 at Northeastern, 10/15/05**
 Lost in overtime31-34, at JMU, 11/16/02

Bold happened last season.
Bold Italic happened last game.

INDIVIDUAL

Passed for 400+ yds.....426, D. Corley vs. NU, 10/28/00
 Passed for 300-399 yds..... 315, L. Campbell, vs. JMU, 12/10/04
Passed for 200-299 yds..... **202, J. Phillips, vs. Towson, 10/22/05**
 Passed for 6 TDsS. Knight, vs. Maine, 11/6/93
 Passed for 5 TDsNone
Passed for 4 TDs**J. Phillips, at Northeastern, 10/15/05**
 Passed for 3 TDs L. Campbell, vs. JMU, 12/10/04
Passed for 2 TDs**M. Potts, vs. Liberty, 9/24/05**
 Completed 30+ att..... 30, L. Campbell, vs. JMU, 12/10/04
Completed 20-29 att..... **20, M. Potts, at URI, 9/17/05**
 QB pass/rush for 100 yds D. Corley, at VU, 11/11/00
(247 pass, 107 rush)
 QB had 2 pass / 2 rush TDsL. Campbell, at UNC, 9/4/04
(2 pass, 2 rush)
QB had pass and rush TDs **J. Phillips, vs. Towson, 10/22/05**
(1 pass, 2 rush)
 Rushed for 200+ yds.....201, A. Porch, at UConn, 10/18/97
 Rushed for 150-199 yds..... 198, J. Smith, at UNH, 10/19/02
Rushed for 100-149 yds **135, E. Brooks vs. UNH, 10/8/05**
 Two players rush for 100 yards vs. URI, 10/7/95
(Troy Keen (158) and Derek Fitzgerald (140))
Two players with 100+ receiving yds **at NU, 10/15/05**
Josh Lustig (126) and Joe Nicholas (105)
Had 30+ carries **32, E. Brooks, vs. UNH, 10/8/05**
Had 20-29 carries.....**24, E. Brooks, at NU, 10/15/05**
Rushed for 4 TDs **E. Brooks, vs. UNH, 10/8/05**
Rushed for 3 TDs **E. Brooks, vs. Liberty, 9/24/05**
Rushed for 2 TDs **J. Phillips, vs. Towson, 10/22/05**
 Had 200+ yds rec244, D. Thompson, at UD, 10/23/04
 Had 150-199 yds rec 185, D. Thompson, vs. UD, 12/4/04
Had 100-149 yds rec **105, J. Nicholas, at NU, 10/15/05**
 **126, J. Lustig, at NU, 10/15/05**
 Had 10+ receptions 11, J. Nicholas, vs. UD, 12/4/04
 Had 4 TD receptionsD. Thompson, at UD, 10/23/04
 Had 3 TD receptionsR. Musinski, at Delaware, 10/4/03
Had 2 TD receptions**J. Nicholas, at Northeastern, 10/15/05**
Had TD Rushing/TD Receiving**E. Brooks, vs. LU, 9/24/05**
(3 rushing, 1 receiving)
Ret. a KO for TD **S. Cason, 92 yds, vs. UNH, 10/8/05**
 Ret. a punt for TDM. Bobo, 69 yds, at UR, 11/21/03
 Ret. a blocked punt for TDS. McDermott, at URI, 9/7/96
 Blocked a FGB. Williamson, 39 att., vs. VU, 11/6/04
Blocked a punt **L. Muldrow, vs. UNH, 10/8/05**
 Ret. a fumble for TDA. O'Connor, 0 yds, at URI, 10/25/03
Had 2+ interceptions**2, J. Shaw, at URI, 9/17/05**
Ret. an INT for TD **R. Nickell, 72 yds, vs. Towson, 10/22/05**
 Made 4 FGsB. Sterba, vs. NU, 10/28/01
Made 3 FGs**G. Kuehn, vs. Towson, 10/22/05**
Kicked a 50+ FG **50, G. Kuehn, at URI, 9/17/05**
Kicked a 40-49 FG **48, 44, G. Kuehn, vs. Towson, 10/22/05**
 2-point run L. Campbell, vs. JMU, 12/10/04
 2-point receptionJ. Nicholas, vs. NU, 10/2/04

Bold happened this season.
Bold italic happened last game.

WILLIAM AND MARY SINGLE-GAME HIGHS

INDIVIDUAL GAME HIGHS

Pass Attempts: 30, M. Potts vs. Marshall, 9/1
 Pass Completions: 20, M. Potts vs. URI, 9/17
 Passing Yards: 256, J. Phillips vs. NU, 10/5
 Passing TDs: 4, J. Phillips vs. NU, 10/15
 Rushing Attempts: 32, E. Brooks vs. UNH, 10/8
 Rushing Yards: 149, E. Brooks vs. Marshall, 9/1
 Rushing TDs: 4, E. Brooks vs. UNH 10/8
 Receptions: 8, J. Nicholas vs. LU 9/24
 Receiving Yards: 126, J. Lustig vs. NU, 10/15
 Receiving TDs: 2, J. Nicholas vs. NU, 10/15
 Total Offensive Yards: 288, J. Phillips vs. NU, 10/15
 All-Purpose Yards: 176, E. Brooks vs. Marshall, 9/1
 Total Points: 24, E. Brooks vs. UNH, 10/8; vs. LU, 9/24
Points Kicking: 14, G. Kuehn vs. TU, 10/22
 Points Rushing: 24, E. Brooks vs. UNH, 10/8
 Points Receiving: 12, J. Nicholas vs. NU, 10/15
Field Goals Made: 3, G. Kuehn, twice - last v. TU, 10/22
Field Goals Attempted: 3, G. Kuehn, twice - last v. TU, 10/22
 PATs Attempted: 8, G. Kuehn vs. LU, 9/24
 PATs Made: 8, G. Kuehn vs. LU, 9/24
 Punts: 6, B. Pritchard vs. UNH, 10/8; vs. URI, 9/17
 Punting Yards: 256, B. Pritchard vs. UNH, 10/8
 Punting Average: 42.7, B. Pritchard vs. UNH, 10/8
 Punt Returns: 3, two times, last- J. Lustig vs. LU, 9/24
 Punt Return Yards: 37, J. Lustig vs. VMI, 9/10
Kickoff Returns: 4, S. Cason vs. TU, 10/22
 Kickoff Return Yards: 112, S. Cason vs. UNH, 10/8
 Kickoff Return Avg: 56.0, S. Cason vs. UNH, 10/8
 Interceptions: 2, two times, last- J. Shaw vs. URI, 9/17
Interception Yards: 72, R. Nickell vs. TU, 10/22
 Tackles: 16, J. Rutter vs. Marshall, 9/1
 Solo Tackles: 8, J. Shaw vs. NU, 10/15
 Tackles for loss: 3.0, J. Watson vs. NU, 10/15
Sacks: 2.0, R. Nickell vs. TU, 10/22
Pass Breakups: 2, two times, last R. Nickell vs. TU, 10/22
 Bold - Happened Last Game

TEAM GAME HIGHS

Pass Attempts: 37 vs. URI, Sept. 17
 Pass Completions: 27 vs. NU, Oct. 15
 Passing Yards: 359 vs. NU, Oct. 15
 Passing TDs: 5 vs. NU, Oct. 15
 Yards Per Completion: 13.7 vs. LU, Sept. 24
 Rushing Attempts: 64 vs. LU, Sept. 24
 Rushing Yards: 300 vs. LU, Sept. 24
 Rushing TDs: 5 vs. LU, Sept. 24
 Yards Per Rush: 7.9 vs. URI, Sept. 17
 Total Yards: 635 vs. LU, Sept. 24
 Points Scored: 56 vs. LU, Sept. 24
 TDs Scored: 8 vs. LU, Sept. 24
 Total Plays: 92 vs. LU, Sept. 24
Field Goals Made: 3, two times, last vs. TU, Oct. 22
Field Goals Attempted: 3, two times, last vs. TU, Oct. 22
 PATs Attempted: 8 vs. LU, Sept. 24
 PATs Made: 8 vs. LU, Sept. 24
 Punts: 6 vs. UNH, Oct. 8; Marshall, Sept. 1
 Punting Yards: 256 vs. UNH, Oct. 8
 Punting Average: 42.7 vs. UNH, Oct. 8
 Punt Returns: 3 vs. UNH, Oct. 8; vs. LU, Sept. 24
 Punt Return Yards: 37, vs. VMI, Sept. 10
 Kickoff Returns: 8 vs. URI, Sept. 17
 Kickoff Return Yards: 167 vs. URI, Sept. 17
 Kickoff Return Average: 56.0 vs. UNH, Oct. 8
 Interceptions: 3 vs. URI, Sept. 17
Interception Yards: 72 vs. TU, Oct. 22
Forced Fumbles: 4 vs. TU, Oct. 22
Fumble Return Yards: 72 vs. TU, Oct. 22
 Forced Turnovers: 4 vs. UNH, Oct. 8
 Turnovers: 3 vs. Marshall, Sept. 1
Sacks: 5 vs. Towson, Oct. 22
 First Downs: 35 vs. LU, Sept. 24
 Third Down Conv. %: 77.8% vs. LU, Sept. 24
Fourth Down Conversion %: ... 100% 4 times- last- vs. TU, Oct. 22
 Penalties: 7 vs. VMI, Sept. 10
Penalty Yards: 55 vs. TU, Oct. 22; VMI, Sept. 10
 Possession Time: 40:57 vs. LU, Sept. 24

Bold - Happened Last Game

2005 TRIBE STATISTICAL LEADERS

Opponent	Pass Att.	Pass Yards	Rushes	Rush. Yds	Receptions	Rec. Yds.	Tackles	TFLs	Sacks
at MU	30, Potts	164, Potts	28, Brooks	149, Brooks	4, Lustig	64, Bratton	16, Rutter	1.0, Wright, Watson	1.0, Watson
at VMI	21, Phillips	202, Phillips	18, Brooks	94, Brooks	7, Nicholas	107, Nicholas	9, Rutter	1.5, Watson, O'Connor	1.5, Watson
at URI	30, Potts	211, Potts	18, Brooks	110, Brooks	4, four players	76, Nicholas	9, Rutter	1.5, Wright	none
LU	25, Potts	226, Potts	22, Brooks	102, Brooks	8, Nicholas	110, Nicholas	7, Rutter	2.0, Nickell	1.5, Watson
UNH	19, Potts	127, Potts	32, Brooks	135, Brooks	5, Lustig	68, Lustig	9, Cason	1.0, Four players	1.0, Watson, Wright
at NU	20, Phillips	256, Phillips	24, Brooks	89, Brooks	7, Nicholas	126, Lustig	11, Shaw	3.0, Watson	1.0, Wheeler
TU	21, Phillips	202, Phillips	13, Holmes	76, Holmes	6, Nicholas	83, Nicholas	7, Rutter, Shaw	2.0, Nickell	2.0, Nickell
at VU									
JMU									
UD									
at UR									

2005 OPPONENT SINGLE-GAME HIGHS

INDIVIDUAL GAME HIGHS

Pass Attempts:	56, R. Santos (UNH), 10/8
Pass Completions:	33, R. Santos (UNH), 10/8
Passing Yards:	324, R. Santos (UNH), 10/8
Passing TDs:	3, B. Morris (Marshall), 9/1
Rushing Attempts:	39, M. Murray (NU), 10/15
Rushing Yards:	180, M. Murray (NU), 10/15
Rushing TDs:	3, J. Davis (URI), 9/17
Receptions:	8, Marcus Lee (TU), 10/22
Receiving Yards:	146, C. Parks (NU), 10/15
Receiving TDs:	2, C. Parks (NU), 10/15
Total Offensive Yards:	328, R. Santos (UNH), 10/8
All Purpose Yards:	182, E. Yancey (TU), 10/22
Total Points:	18, J. Davis (URI), 9/17
Points Kicking:	11, M. Kesic (NU), 10/15
Points Rushing:	18, J. Davis (URI), 9/17
Points Receiving:	12, C. Parks (NU), 10/15
Field Goals Made:	2, twice, last - R. Halbruner (TU), 10/22
Field Goals Attempted:	3, M. Kesic (NU), 10/15
PATs Attempted:	7, C. Gallagher (URI), 9/17
PATs Made:	6, C. Gallagher (URI), 9/17
Punts:	8, N. Crouch (Liberty), 9/24
Punting Yards:	325, N. Crouch (Liberty), 9/24
Punting Average:	51.0, B. Giannecchini (URI), 9/17
Punt Returns:	3, C. Small (Marshall), 9/1
Punt Return Yards:	32, R. Chance (URI), 9/17
Kickoff Returns:	6, E. Yancey (TU), 10/22
Kickoff Return Yards:	119, E. Yancey (TU), 10/22
Kickoff Return Average:	25.3, T. Green (VMI), 9/10
Interceptions:	1, three times, last - J. Young (NU), 10/15
Interception Yards:	27, J. Young (NU), 10/15
Tackles:	14, K. Hull (VMI), 9/10
Solo Tackles:	9, C. Bunch (NU), 10/15
Tackles for loss:	3.0, S. Marrella (URI), 9/17
Sacks:	2.0, S. Marrella, M. Bland (URI), 9/17
Pass Breakups:	2, V. Gray (URI), 9/17

Bold - Happened Last Game

TEAM GAME HIGHS

Pass Attempts:	56, UNH, 10/8
Pass Completions:	33, UNH, 10/8
Passing Yards:	324, UNH, 10/8
Passing TDs:	3, Marshall, 9/1
Yards Per Completion:	27.1, URI, 9/17
Rushing Attempts:	57, URI, 9/17
Rushing Yards:	361, URI, 9/17
Rushing TDs:	5, URI, 9/17
Yards Per Rush:	6.3, URI, 9/17
Total Yards:	578, URI, 9/17
Points Scored:	48, URI, 9/17
Touchdowns Scored:	7, URI, 9/17
Total Plays:	74, URI, 9/17
Field Goals Made:	2, two times- last, TU 10/22
Field Goals Attempted:	3, NU, 10/15
PATs Attempted:	7, URI, 9/17
PATs Made:	6, URI, 9/17
Punts:	8, Liberty, 9/24
Punting Yards:	325, Liberty, 9/24
Punting Average:	42.0, URI, 9/17
Punt Returns:	5, Marshall, 9/1
Punt Return Yards:	52, Marshall, 9/1
Kickoff Returns:	8, TU, 10/22
Kickoff Return Yards:	156, UNH, 10/8
Kickoff Return Average:	23.4, VMI, 9/10
Interceptions:	1, three times- last NU, 10/15
Interception Yards:	27, NU, 10/15
Forced Fumbles:	4, Marshall, 9/1
Fumble Return Yards:	75, Marshall, 9/1
Forced Turnovers:	3, Marshall, 9/1
Turnovers:	4, UNH, 10/8
Sacks:	5, URI, 9/17
First Downs:	25, URI, 9/17
Third Down Conversion %:	62%, URI, 9/17
Fourth Down Conversion %:	100%, URI, 9/17
Penalties:	6, TU, 10/22
Penalty Yards:	56, TU, 10/22
Possession Time:	33:11, NU, 10/15

Bold - Happened Last Game

W&M LONGEST PLAYS OF THE SEASON

Rush:	29, E. Mack vs. TU, Oct. 22
	29, J. Marianacci vs. LU, Sept. 24
Rushing TD:	15, E. Brooks vs. UNH, Oct. 8
Pass:	49, M. Potts to J. Nicholas at URI, Sept. 17
Passing TD:	49, M. Potts to J. Nicholas at URI, Sept. 17
Punt Return:	32*, L. Muldrow vs. UNH, Oct. 8
Kickoff Ret:	92, S. Cason vs. UNH, Oct. 8
INT Return:	72, R. Nickell vs. TU, Oct. 22
Punt:	64, B. Pritchard vs. UNH, Oct. 8
Field Goal:	50 yds, G. Kuehn at URI, Sept. 17
Drive:	96 yds, 9 plays, 4:02, TD, at URI, Sept. 17

Bold - Happened Last Game

*Blocked punt yardage

OPPONENT LONGEST PLAYS OF THE SEASON

Rush:	30, C. Hollingsworth (VMI), Sept. 10
Rushing TD:	21 yds, J. Casey (URI), Sept. 17
Pass:	70, A. Orio to C. Parks (NU), Oct. 15
Passing TD:	70, A. Orio to C. Parks (NU), Oct. 15
Punt Return:	25, R. Chance (URI), Sept. 17
Kickoff Return:	53, T. Green (VMI), Sept. 10
INT Return:	27, J. Young (NU), Oct. 15
Punt:	55, M. Henry (UNH), Oct. 8
	55, N. Crouch (LU), Sept. 24
Field Goal:	33 yds, C. McCormack (UNH), Oct. 8
Drive:	87 yds, 7 plays, 1:47, TD, (URI), Sept. 17

Bold - Happened Last Game

WILLIAM AND MARY SINGLE-GAME RECORDS

INDIVIDUAL RECORDS

SCORING

Most Points

36, Bill Palese vs. Bridgewater, 1931

Most Touchdowns

6, Bill Palese vs. Bridgewater, 1931

Most PATs

8, Greg Kuehn vs. Liberty, 2005

8, Greg Kuehn vs. VMI, 2002

8, Terry Regan vs. Davidson, 1972

Most Field Goals

4, Chris Dawson vs. Lehigh, 1992

4, Brian Shallcross vs. VU, 1995

4, Brett Sterba vs. Northeastern, 2000

TOTAL OFFENSE

Most Yards

454, David Corley vs. Northeastern, 2000

RUSHING

Rush Attempts

37, Wes Meeteer vs. Davidson, 1969

37, Troy Keen vs. Northeastern, 1994

37, Derek Fitzgerald vs. Penn, 1995

Rushing Yards

257, Phil Mosser vs. Ohio Wesl., 1970

PASSING

Pass Attempts

53, Lang Campbell vs. UD, 2004

52, Mike Cook vs. UNH, 1998

Completions

35, Dave Murphy vs. Rutgers, 1983

Passing Yards

426, David Corley vs. Northeastern, 2000

Touchdown Passes

6, Shawn Knight vs. Maine, 1993

RECEIVING

Receptions

13, Rich Musinski vs. URI, 2003

13, Glen Bodnar vs. Colgate, 1984

Receiving Yards

244, Dominique Thompson at UD, 2004

240, Dave Conklin vs. VMI, 1997

TD Receptions

4, Dominique Thompson at UD, 2004

4, Vito Ragazzo vs. WFU, 1949

4, Corey Ludwig vs. Maine, 1993

SACKS

3.5, Luke Cullinane vs. VU, 1996

INTERCEPTIONS

4, Jack Bruce vs. Richmond, 1947

INDIVIDUAL LONG PLAYS

Rush from scrimmage

95 yds, John Truehart vs. Elon, 1934

Pass Completion

87 yds, Lang Campbell to Dominique Thompson at Delaware, 2004

87 yds, Dan Henning to Tom Scott vs. Navy, 1961

Punt

77 yds, Russell Brown, 1972

77 yds, Joe Agee, 1975

77 yds, Jack Freeman, 1942

Punt Return

101 yds, Dale Worrall vs. Bridgewater, 1932

Kickoff Return

100 yds, Dick Pawlewicz vs. UVA, 1974

Run With Fumble

91 yds, Meb Davis vs. Columbia, 1926

Run with Interception

93 yds, Marvin Graham vs. Virginia Tech, 1946

Field Goal

53 yds, Steve Christie vs. ETSU, 1987

53 yds, Steve Christie vs. UVA, 1988

53 yds, Brett Sterba vs. Delaware, 2000

TEAM RECORDS

Most Points Scored

95, vs. Bridgewater, 1931

Most Points Allowed

93, by Delaware, 1915

Most Yards Gained

681, vs. Richmond, 1991

Most Plays

100, vs. Virginia Tech, 1971

Rushing Yards

453, vs. Ohio Wesleyan, 1970

433, vs. Villanova, 1993

419, vs. Delaware, 1973

417, vs. Richmond, 1974

413, vs. VMI, 1993

Pass Attempts

55, vs. Virginia Tech, 1971

Pass Completions

35, vs. Rutgers, 1983

Passing Yards

498, vs. VMI, 1997

426, vs. Northeastern, 2000

414, vs. Miami (Ohio), 1982

412, vs. JMU, 1985

403, vs. East Carolina, 1981

First Downs

36, vs. VMI, 1991

36, vs. VMI, 1993

35, vs. Liberty, 2005

Most Interceptions

6, vs. Wake Forest, 1947

Best Defense Against the Run

-39 yds, vs. Colgate, 1988

-39 yds, vs. Villanova, 1996

-11 yds, Quantico, 1967

-6 yds, vs. Liberty, 2005

-6 yds, vs. Villanova, 1993

Best Defense Against the Pass

9 yds, vs. UMass, 1995

9 yds, vs. East Carolina, 1980

9 yds, vs. Appalachian State, 1976

10 yds, vs. Furman, 1999

11 yds, vs. VMI, 1993

Active players in bold.

WILLIAM AND MARY ALL-TIME OFFENSIVE PERFORMANCES

TOP PASSING PERFORMANCES

- 426, Dave Corley vs. NU, 10/28/00
- 406, Stan Yagiello vs. JMU, 9/28/85
- 401, David Murphy at Marshall, 11/5/83
- 399, Chris Garrity at ECU, 11/14/81
- 385, Greg DeGennaro at Bucknell, 9/20/86
- 383, Kenny Lambiotte vs. Colgate, 9/6/86
- 381, Mike Cook at N. Iowa, 12/7/96*
- 378, L. Campbell vs. NU, 10/2/04
- 373, M. Cook vs. UNH, 10/24/98
- 368, L. Campbell at LU, 10/9/04
- 360, D. Murphy vs. Rutgers, 10/22/83
- 355, L. Campbell at Delaware, 10/23/04
- 352, M. Cook at Ga. Southern, 9/6/97
- 346, D. Corley vs. VMI, 9/14/02
- 345, Chris Hakel vs. Delaware, 9/14/91
345, S. Yagiello vs. Norfolk St., 9/14/85
- 342, L. Campbell vs. Delaware, 12/4/04*
- 339, M. Cook vs. Hampton, 10/31/98
- 329, C. Garrity vs. Richmond, 11/21/81
- 326, D. Corley vs. Delaware, 9/28/02

TOP RUSHING PERFORMANCES

- 257, Phil Mosser at Ohio Wes., 10/3/70
- 219, Derek Fitzgerald vs. Penn., 10/14/95
- 201, Alvin Porch at UConn., 10/18/97
- 198, Jon Smith at UNH, 10/19/02
- 189, D. Fitzgerald at NU, 9/16/95
189, D. Fitzgerald vs. Villanova, 10/23/93
- 186, A. Porch vs. Boston, 9/27/97
- 183, A. Porch vs. Delaware, 11/2/96
- 181, Robert Green at Navy, 9/21/91
- 180, R. Green at Citadel, 9/8/90
- 177, Tyrone Shelton vs. ETSU, 11/4/89
177, Hameen Ali vs. Delaware, 10/10/98
- 173, A. Porch vs. Richmond, 11/15/97
- 172, Bill Bowman vs. WFU, 9/19/53
- 171, Jim Kruis vs. Navy, 10/16/76
- 170, Troy Keen at Furman, 9/17/94
- 165, R. Green vs. VMI, 10/13/90
- 164, T. Shelton at Furman, 11/3/90
164, Keith Fimian vs. Virginia, 9/18/76
- 159, A. Porch vs. JMU, 10/11/97

TOP RECEIVING PERFORMANCES

- 244, Dom. Thompson at UD, 10/23/04
- 240, David Conklin at VMI, 9/13/97
- 226, Mike Sutton at Marshall, 11/5/83
- 221, Dom. Thompson at LU, 10/9/04
- 211, Kurt Wrigley vs. UR, 11/21/81
- 198, Ron Gilliam vs. JMU, 9/28/85
- 195, Chris Rosier at UConn., 10/18/97
- 194, Rich Musinski vs. Delaware, 9/28/02
- 191, R. Musinski at URI, 10/25/03
- 185, D. Thompson vs. UD, 12/4/04*
- 184, C. Rosier at URI, 10/7/00
- 183, Glenn Bodnar at Colgate, 11/10/84
- 182, Dave Szydluk vs. JMU, 9/28/85
- 168, C. Rosier at JMU, 10/28/00
- 164, R. Musinski vs. UNH, 9/29/01
- 162, D. Conklin vs. UConn., 11/14/98
- 161, R. Musinski at UMass, 9/1/01
- 158, Harry Mehre vs. Lehigh, 9/17/88
- 157, Corey Ludwig at Delaware, 9/11/93
157, Domin. Thompson vs. NU, 10/2/04

MOST 200-YARD PASSING GAMES

- | | | | |
|-----|----|-----------------|-----------|
| 1. | 31 | David Corley | 1998-2002 |
| 2. | 24 | Chris Hakel | 1987-1991 |
| 3. | 22 | Mike Cook | 1994-1998 |
| 4. | 20 | Stan Yagiello | 1982-1985 |
| 5. | 18 | Lang Campbell | 2001-2004 |
| 6. | 13 | Shawn Knight | 1990-1994 |
| 7. | 7 | Kenny Lambiotte | 1985-1986 |
| | 7 | David Murphy | 1981-1983 |
| 9. | 6 | Craig Argo | 1986-1989 |
| 10. | 4 | Chris Garrity | 1979-1981 |

MOST 100-YARD RUSHING GAMES

- | | | | |
|-----|----------|----------------------|--------------|
| 1. | 19 | Derek Fitzgerald | 1991-1995 |
| 2. | 15 | Robert Green | 1988-1991 |
| 3. | 14 | Alvin Porch | 1993-1997 |
| 4. | 11 | Jim Kruis | 1975-1977 |
| 5. | 10 | Troy Keen | 1992-1995 |
| 6. | 9 | Tyrone Shelton | 1987-1990 |
| 7. | 7 | Michael Clemons | 1983-1986 |
| 8. | 5 | Elijah Brooks | 2004- |
| | 5 | Jon Smith | 2001-2004 |
| | 5 | Hameen Ali, III | 1996-2000 |
| 11. | 4 | Komlan Lonegran | 1998-2001 |
| 12. | 3 | Delmus Coley | 2003- |

MOST 100-YARD RECEIVING GAMES

- | | | | |
|-----|----------|---------------------|--------------|
| 1. | 21 | Rich Musinski | 1999-2003 |
| 2. | 12 | David Conklin | 1995-1999 |
| 3. | 8 | Chris Rosier | 1996-2000 |
| | 8 | Mark Compher | 1987-1990 |
| 5. | 7 | Josh Whipple | 1992-1996 |
| 6. | 6 | Ron Gilliam | 1983-1985 |
| | 6 | Corey Ludwig | 1989-1993 |
| | 6 | Dominique Thompson | 2001-2004 |
| 9. | 5 | Joe Nicholas | 2004- |
| | 5 | Terry Hammons | 1991-1995 |
| | 5 | Mike Sutton | 1981-1983 |
| 12. | 4 | Harry Mehre | 1985-1988 |
| | 4 | Jeff Sanders | 1982-1984 |
| | 4 | Dave Szydluk | 1984-1987 |
| | 4 | Mike Tomlin | 1990-1994 |
| | 4 | Kurt Wrigley | 1980-1982 |

WILLIAM AND MARY 2005 SEASON PERFORMANCES

Top Passing Performances

- | | | | |
|-----|-----|-----------------------|----------|
| 1. | 256 | Jake Phillips vs. NU | Oct. 15 |
| 2. | 226 | Mike Potts vs. LU | Sept. 24 |
| 3. | 211 | Mike Potts vs. URI | Sept. 17 |
| 4. | 202 | Jake Phillips vs. TU | Oct. 22 |
| | 202 | Jake Phillips vs. VMI | Sept. 10 |
| 6. | 164 | Mike Potts vs. MU | Sept. 1 |
| 7. | 127 | Mike Potts vs. UNH | Oct. 2 |
| 8. | 103 | Mike Potts vs. NU | Oct. 15 |
| 9. | 84 | Jake Phillips vs. URI | Sept. 17 |
| 10. | 74 | Jake Phillips vs. LU | Sept. 24 |

200-yard Passing Games

- Jake Phillips
- Mike Potts

300-yard Passing Games

Top Rushing Performances

- | | | | |
|-----|-----|-------------------------|----------|
| 1. | 149 | Elijah Brooks vs. MU | Sept. 1 |
| 2. | 135 | Elijah Brooks vs. UNH | Oct. 8 |
| 3. | 110 | Elijah Brooks vs. URI | Sept. 17 |
| 4. | 102 | Elijah Brooks vs. LU | Sept. 24 |
| 5. | 94 | Elijah Brooks vs. VMI | Sept. 10 |
| 6. | 89 | Elijah Brooks vs. NU | Oct. 15 |
| 7. | 85 | Tony Viola vs. LU | Sept. 24 |
| 8. | 76 | DeBrihan Holmes vs. TU | Oct. 22 |
| 9. | 65 | Tony Viola vs. VMI | Sept. 10 |
| 10. | 53 | Joe Marianacci vs. LU | Sept. 24 |
| | 53 | Trevor McLaurin vs. VMI | Sept. 10 |

100-yard Rushing Games

- Elijah Brooks

Top Receiving Performances

- | | | | |
|-----|-----|----------------------|----------|
| 1. | 126 | Josh Lustig vs. NU | Oct. 15 |
| 2. | 110 | Joe Nicholas vs. LU | Sept. 24 |
| 3. | 107 | Joe Nicholas vs. VMI | Sept. 10 |
| 4. | 105 | Joe Nicholas vs. NU | Oct. 15 |
| 5. | 83 | Joe Nicholas vs. TU | Oct. 22 |
| 6. | 76 | Joe Nicholas vs. URI | Sept. 17 |
| 7. | 68 | Josh Lustig vs. UNH | Oct. 8 |
| 8. | 65 | Elliott Mack vs. TU | Oct. 22 |
| 9. | 64 | Adam Bratton vs. MU | Sept. 1 |
| 10. | 51 | Adam Bratton vs. URI | Sept. 17 |

100-yard Receiving Games

- Joe Nicholas
- Josh Lustig

TRIBE 2005 SCORING DRIVES CHART

Opponent	Obtained	Plays	Yards	TOP	Result	Quarter	Play
Marshall	Kickoff	5	42	1:05	FG	First	Kuehn 47-yard field goal
Marshall	Interception	6	27	2:58	TD	Second	Otey fumble recovery in the end zone
Marshall	Kickoff	12	80	4:31	TD	Third	Potts 19-yard pass to Brooks
Marshall	Punt	11	62	5:40	TD	Third	Potts 18-yard pass to Viola
VMI	Kickoff	14	87	5:55	TD	First	Phillips 1-yard run
VMI	Punt	8	58	3:27	FG	Second	Kuehn 26-yard field goal
VMI	Interception	0	0	0:00	TD	Second	Cason 57-yard INT return
VMI	Punt	6	51	1:13	FG	Second	Kuehn 39-yard field goal
VMI	Punt	4	44	0:47	TD	Third	Brooks 6-yard run
VMI	Punt	10	55	4:05	TD	Fourth	Phillips 19-yard pass to Holmes
VMI	Downs	10	63	5:11	TD	Fourth	McLaurin 1-yard run
Rhode Island	Interception	5	44	0:49	TD	First	Brooks 2-yard run
Rhode Island	Punt	8	96	4:02	TD	First	Nicholas 49-pass from Potts
Rhode Island	Kickoff	7	26	3:12	FG	Second	Kuehn 50-yard field goal
Rhode Island	Interception	8	64	1:18	FG	Second	Kuehn 35-yard field goal
Rhode Island	Kickoff	8	43	4:10	FG	Third	Kuehn 31-yard field goal
Rhode Island	Kickoff	5	64	2:02	TD	Fourth	Mack 31-yard pass from Phillips
Liberty	Punt	10	69	4:03	TD	First	Brooks 1-yard run
Liberty	Punt	12	72	5:58	TD	Second	Trinkle 2-yard pass from Potts
Liberty	Downs	7	69	3:41	TD	Second	Brooks 1-yard run
Liberty	Interception	3	55	0:52	TD	Second	Brooks 14-yard pass from Potts
Liberty	Kickoff	15	80	7:54	TD	Third	Brooks 1-yard run
Liberty	Punt	10	84	3:10	TD	Fourth	Phillips 5-yard run
Liberty	Punt	5	58	2:16	TD	Fourth	Mack 34-yard pass from Phillips
Liberty	Punt	9	57	4:40	TD	Fourth	C. Taylor 4-yard run
New Hampshire	Kickoff	0	0	0:28	TD	First	Cason 92-yard kickoff return
New Hampshire	Punt	7	59	2:44	TD	First	Brooks 7-yard run
New Hampshire	Fumble	11	33	5:13	TD	Second	Lustig 9-yard pass from Potts
New Hampshire	Fumble	6	45	2:49	TD	Second	Brooks 1-yard un
New Hampshire	Blocked Punt	2	21	0:46	TD	Third	Brooks 15-yard run
New Hampshire	Downs	6	44	2:58	TD	Fourth	Brooks 4-yard run
Northeastern	Kickoff	10	75	4:20	TD	First	Otey 3-yard pass from Potts
Northeastern	Fumble	4	4	1:33	FG	First	Kuehn 33-yard field goal
Northeastern	Punt	7	60	2:55	TD	Fourth	Nicholas 30-yard pass from Phillips
Northeastern	Punt	8	77	3:20	TD	Fourth	Mack 22-yard pass from Phillips
Northeastern	Punt	4	62	1:28	TD	Fourth	Lustig 27-yard pass from Phillips
Northeastern	Possession	3	25	0:00	TD	OT 1	Nicholas 20-yard pass from Phillips
Northeastern	Possession	7	25	0:00	TD	OT 2	Phillips 8-yard run
Towson	Punt	11	76	5:16	TD	First	Nicholas 13-yard pass from Phillips
Towson	Kickoff	8	42	3:22	FG	First	Kuehn 44-yard field goal
Towson	Kickoff	8	40	3:40	FG	Second	Kuehn 48-yard field goal
Towson	Punt	7	35	2:34	FG	Second	Kuehn 39-yard field goal
Towson	Kickoff	15	74	6:21	TD	Third	Viola 1-yard run
Towson	Fumble	3	16	1:02	TD	Third	Phillips 1-yard run
Towson	Interception	0	0	0:00	TD	Third	Nickell 72-yard interception return
Towson	Punt	9	87	5:07	TD	Fourth	Phillips 4-yard run

TRIBE FOOTBALL HONOR ROLL

2005 SEASON

A10 Offensive Player of the Week

Elijah Brooks Oct. 8
Jake Phillips Oct. 15

A10 Defensive Player of the Week

Stephen Cason Sept. 10
Ryan Nickell Oct. 22

A10 Special Teams Player of the Week

Stephen Cason Oct. 8

A10 Rookie of the Week

Jake Phillips Sept. 10
Oct. 15

College Sports Report

I-AA Performer of the Week

Jake Phillips Oct. 18

Jeff Sagarin/USA Today Rating

#9 in I-AA, #100 in Division I (10/24)

I-AA.org Gridiron Power Index

W&M #13, A10 #2

2005 PRESEASON

Preseason All-Atlantic 10

Cody Morris, OL
Greg Kuehn, PK
Stephen Cason, DB
Adam O'Connor, DE

Preseason All-America

Greg Kuehn - Second Team Offense
Sports Network

Cody Morris - Third Team Offense

I-AA.org

Preseason Team Rankings

Sports Network - No. 9
I-AA.org - No. 12
Sagarin - No. 7 in I-AA, No. 95 overall
Don Hansen - No. 9



Jake Phillips has led the College to points of some variety on 12-straight possessions, dating over the last two games, excluding a kneel down to end the first half against Towson.

TRIBE IN THE RED-ZONE

Opponent	WM In Red Zone	WM TDs	WM FGs	WM FGs Missed	WM No Score	WM RZ Score %
Marshall	4	3	0	0	1	.750
VMI	5	4	1	0	0	100.0
Rhode Island	3	1	2	0	0	100.0
Liberty	8	7	0	0	1	.875
New Hampshire	6	5	0	1	1	.833
Northeastern	5	3	1	1	1	.800
Towson	5	4	1	0	0	100.0

Villanova
James Madison
Delaware
Richmond

SEASON 36 27 5 2 4 .889

OPPONENTS IN THE RED-ZONE

Opponent	Opp. In Red Zone	Opp. TDs	Opp. FGs	Opp. FGs Missed	Opp. No Score	Opp. RZ Score %
Marshall	3	2	1	0	0	100.0
VMI	1	1	0	0	0	100.0
Rhode Island	4	4	0	0	0	100.0
Liberty	0	0	0	0	0	.000
New Hampshire	5	1	1	0	3	.400
Northeastern	7	4	2	1	1	.857
Towson	2	0	2	0	0	100.0

Villanova
James Madison
Delaware
Richmond

SEASON 22 12 6 1 4 .818

WILLIAM AND MARY GAME-BY-GAME - 2005

MU 36, #9 W&M 24

HUNTINGTON, WV (9/1/05) -- Junior tailback Elijah Brooks ran for a career-high 149 yards, but Marshall used a game-breaking 70-yard fumble return for a touchdown late in the third quarter to rally for a 36-24 victory over William and Mary at Edwards Stadium.

The Tribe led 24-23 after a pair of touchdown tosses from sophomore quarterback Mike Potts, who was making his first-career start, in the third period and was on the move again deep in MU territory, when Herd linebacker Matt Coach picked up a Potts fumble and raced 70 yards for a touchdown.

After W&M's next drive stalled, the Herd put it away with an 11-play, 84-yard drive capped by Bernie Morris' third touchdown pass of the contest, a 12-yard hook-up with Hiram Moore.

Brooks gained 149 yards on 28 carries, surpassing his previous career mark of 120 set last season at Towson and hauled in a 19-yard scoring reception from Potts that pulled W&M with 23-17 at the 10:29 mark of the third.

After junior linebacker Ryan Nickell recovered a fumble at the Herd 30-yard line that was forced by senior defensive end Jonas Watson, Potts connected with redshirt freshman Tony Viola for an 18-yard touchdown pass, the first of Viola's career, to give W&M its first lead of the game.

Redshirt freshman linebacker Josh Rutter, in his first career start, paced the defense with 16 total tackles, while classmate Kevin Allen recorded the first interception of his career in the first half.

	1	2	3	4	Final
William and Mary	3	7	14	0	24
Marshall	10	13	6	7	36

Scoring Summary

Qtr	Team	Score	Time
1st	MU	FG O'Connor 28	13:37
	W&M	FG Kuehn 47	12:27
	MU	Bradshaw 5 run (O'Connor kick)	5:38
2nd	W&M	Otey 0 FR (Kuehn kick)	7:30
	MU	Bradshaw 52 pass from Morris (O'Connor kick)	5:38
	MU	Lauzon 25 pass from Morris (O'Connor kick)	1:32
3rd	W&M	Brooks 19 pass from Potts (Kuehn kick)	10:29
	W&M	Viola 18 pass from Potts (Kuehn kick)	3:03
	MU	Couch 70 fumble return (pass failed)	1:08
4th	MU	Moore 12 pass from Morris (O'Connor kick)	9:46

	W&M	MU
First Downs	21	24
Rushes - Yards	37-155	30-103
Att-Cmp-Int	35-181-1	40-26-1
Pass Yards	204	313
Total Offense	359	416
Total Plays	72	70
Fumbles - Lost	4-2	1-1
3rd Down Conv.	6-13	3-11
Penalties - Yards	4-18	1-5
Sacks by - Yards	1-2	2-11
Time of Possession	30:18	29:42

Rushing

W&M: Brooks 28-149, McLaurin 2-11, Phillips 1-6, Viola 1-3, McAulay 1--4, Potts 4--14, Otey 0-0 (TD).

MU: Bradshaw 15-72 (TD), Morris 7-23, Small 5-9, Morris 1-6.

Passing

W&M: Potts 30-16-1 164 (2 TD), Phillips 5-2-0 40.

MU: Morris 23-15-1 215 (3 TD), Skinner 17-11 98.

Receiving

W&M: Lustig 4-44, Bratton 3-64, Brooks 3-27 (TD), Trinkle 3-12, Marianacci 2-27, Taylor 2-12, Viola 1-18 (TD).

MU: Hargrove 7-125, Bradshaw 6-73 (TD), Moore 5-56 (TD), Lauzon 5-55 (TD), Morris 1-12, Mullins 1-2, Skinner 1--10.

Defense

W&M: Rutter 16 (4 solo, .5 TFL), Shaw 10 (.5 TFL), Nickell 7 (FR), O'Neill 7, Miller 7, Wright 5 (TFL), Watson 1 (Sack, FF)

Attendance: 25,102

#11 W&M 41, VMI 7

LEXINGTON, VA (9/10/05) -- Redshirt freshman quarterback Jake Phillips threw for 202 yards and a touchdown and 11th-ranked William and Mary piled up 469 yards of total offense to down VMI, 41-7, in the 83rd all-time meeting between the state schools.

In his first-career start, Phillips completed 17 of 21 pass attempts and hit redshirt freshman tailback DeBrian Holmes for a 19-yard scoring play in the fourth quarter.

On the mark from the start, Phillips connected on all three of his throws for 33 yards on the Tribe's opening series, leading W&M on an 87-yard march that was capped by Phillips' 1-yard sneak on fourth-and-goal from the 1 to put W&M up 7-0.

Senior corner Stephen Cason pushed the lead to 17-0 in the second with a 57-yard interception return for a touchdown, his second pick of the contest.

After VMI trimmed the advantage to 17-7, senior place-kicker Greg Kuehn nailed a 39-yard field goal as time expired in the first half to give the Tribe a 20-7 advantage at the break. It was Kuehn's second field goal of the game, bringing his career total to 49, which ranks second on the W&M career list and the Atlantic 10 career list.

Junior running back Elijah Brooks led the Tribe ground game for the second-straight week with 94 yards on 18 carries, including a third-quarter 6-yard touchdown scamper that increased the lead to 27-7. Classmate Trevor McLaurin completed the Tribe's scoring with a 1-yard touchdown run with 2:12 remaining.

	1	2	3	4	Final
William and Mary	7	13	7	14	41
VMI	0	7	0	0	7

Scoring Summary

Qtr	Team	Score	Time
1st	W&M	Phillips 1 run (Kuehn kick)	9:05
2nd	W&M	FG Kuehn 26	10:41
	W&M	Cason 57 interception return (Kuehn kick)	7:14
	VMI	Ludden 18 pass from Wilson (Way kick)	4:31
	W&M	FG Kuehn 39	0:00
3rd	W&M	Brooks 6 run (Kuehn kick)	3:42
4th	W&M	Holmes 19 pass from Phillips (Kuehn kick)	11:15
	W&M	McLaurin 1 run (Kuehn kick)	2:12

	W&M	VMI
First Downs	25	17
Rushes - Yards	46-267	37-110
Att-Cmp-Int	21-17-1	30-18-2
Pass Yards	202	170
Total Offense	469	280
Total Plays	67	67
Fumbles - Lost	2-1	0-0
3rd Down Conv.	5-10	7-14
Penalties - Yards	7-55	1-5
Sacks by - Yards	3-18	0-0
Time of Possession	30:02	29:58

Rushing

W&M: Brooks 18-94 (TD), Viola 10-65, McLaurin 7-53 (TD), Holmes 6-27, Phillips 4-19 (TD), Marianacci 1-9.

VMI: Mizzler 20-68, Hollingsworth 4-37, Jackson 6-21, Maleski 1-2, Wilson 6--18.

Passing

W&M: Phillips 21-17-1 202 (TD).

VMI: Wilson 27-17-2 155 (TD), Allen 3-1-0 15.

Receiving

W&M: Nicholas 7-107, Holmes 3-28 (TD), Lustig 2-8, Bratton 1-26, Marianacci 1-11, Trinkle 1-10, Taylor 1-7, Brooks 1-5.

VMI: Burden 5-42, Mizzler 3-31, Price 3-23, Gilliland 3-15, Lloyd 2-26, Ludden 1-18 (TD), Fox 1-15.

Defense

W&M: Rutter 9 (4 solo, TFL), Watson 8 (1.5 sacks), Cason 7 (5 solo, 2 INT, TD), Larkins 7 (TFL), Wheeler 5 (TFL), O'Connor 4 (1.5 TFL, sack), Cox 3 (3 solo, blocked punt)

Attendance: 7,140

URI 48, #7 W&M 29

KINGSTON, RI (9/17/05) -- Rhode Island senior quarterback Jayson Davis rushed for three touchdowns and passed for two more to lead the Rams to a 48-29 upset of seventh-ranked William and Mary at Meade Stadium.

Davis ran for scores of 13, 10 and 2 yards, and completed 7-of-15 pass attempts for 197 yards, including touchdown passes of 43 and 41 yards to Keith Brown and Kyle Edwards, respectively., as URI piled up 578 yards of total offense.

W&M senior place-kicker Greg Kuehn became the College's all-time leading scorer with 11 points on the afternoon, kicking field goals of 50, 35 and 31 yards added two extra points. Kuehn surpassed Steve Christie's ('90) record of 278 career points and now holds the mark with 289. Kuehn also broke the Atlantic 10 career field goals record of 50, bringing his career total to 52.

Junior running back Elijah Brooks rushed for 110 yards on 18 carries, his second 100-yard rushing game of the season. Brooks became the first Tribe back to have two 100-yard games since Delmus Coley in 2003.

Sophomore quarterback Mike Potts completed 20-of-29 attempts for 208 yards and a touchdown, a 49-yard scoring play to sophomore Joe Nicholas that gave W&M a 14-0 lead in the first quarter.

	1	2	3	4	Final
William and Mary	14	6	3	6	29
Rhode Island	7	14	13	14	48

Scoring Summary

Qtr	Team	Score	Time
1st	W&M	Brooks 2 run (Kuehn kick)	11:40
	W&M	Nicholas 49 pass from Potts (Kuehn kick)	5:33
	URI	Brown 43 pass from Davis (Gallagher kick)	3:43
2nd	URI	Davis 13 run (Gallagher kick)	14:48
	URI	Davis 10 run (Gallagher kick)	12:03
	W&M	FG Kuehn 50	8:44
	W&M	FG Kuehn 35	1:06
3rd	URI	Casey 21 run (kick blocked)	11:10
	W&M	FG Kuehn 31	6:51
	W&M	Edwards 41 pass from Davis (Gallagher kick)	5:23
4th	URI	Davis 2 run (Gallagher kick)	10:02
	URI	Poole 1 run (Gallagher kick)	3:19
	W&M	Mack 31 pass from Phillips (Kuehn kick)	1:12

	W&M	URI
First Downs	21	25
Rushes - Yards	30-109	57-361
Att-Cmp-Int	38-27-0	17-8-3
Pass Yards	295	217
Total Offense	404	578
Total Plays	68	74
Fumbles - Lost	2-1	2-0
3rd Down Conv.	2-12	8-13
Penalties - Yards	3-35	1-15
Sacks by - Yards	0-0	5-31
Time of Possession	30:10	29:50

Rushing

W&M: Brooks 18-110 (TD), Holmes 4-22, Phillips 3--4, Potts 5--19.

URI: Casey 14-144 (TD), Davis 17-71 (3 TD), Jones 5-55, Campbell 10-47, Poole 3-38 (TD), Brown 1-5, Roberson 2-2, West 1--1.

Passing

W&M: Potts 30-21-0 211 (TD), Phillips 8-6-0 84 (TD).

URI: Davis 15-7-2 197 (2 TD), Jones 1-0-1, Giannecchini 1-1-0 20.

Receiving

W&M: Nicholas 4-76 (TD), Bratton 4-51, Taylor 4-33, Mack 3-49 (TD), Brooks 3-34, Lustig 3-20, Trinkle 4-22, Marianacci 1-6, Holmes 1-4.

URI: Poole 3-51, Brown 2-81 (TD), Edwards 1-41 (TD), Bowers 1-24, Casey 1-20.

Defense

W&M: Rutter 9 (6 solo, TFL), Miller 6, Nickell 5, Shaw 5 (5 solo, 2 INT), Wright 4 (1.5 TFL), Riley 3 (INT), Pendleton 2 (FF, Blk)

Attendance: 3,303

WILLIAM AND MARY GAME-BY-GAME - 2005

#16 W&M 56, LU 0

WILLIAMSBURG (9/24/05) -- W&M found the end zone on eight of its 10 possessions and piled up 635 yards of total offense, to Liberty's 145, and shut out the Flames 56-0 at Zable Stadium.

The Tribe held Liberty to a net of minus-6 rushing yards and posted its first shutout since blanking VMI, 34-0, in 2001.

Junior Elijah Brooks paced the W&M ground attack, which rang up 335 rushing yards, with 102 yards on 22 carries, his 100-yard game of the season Brooks scored three rushing touchdowns, all on 1-yard runs, and added another receiving score to become the first Tribe player to score four touchdowns since Dominique Thompson at Delaware in 2004.

In his third career start, sophomore quarterback Mike Potts went for 226 yards and two touchdowns on 19-for-25 passing. Redshirt freshman Jake Phillips spelled Potts in the second half and completed 3-of-3 attempts for 74 yards, including a 34-yard touchdown toss to Elliott Mack. Phillips also ran three times for 16 yards and a score.

Sophomore Joe Nicholas paced the receiving corps with 110 yards on eight catches, his second 100-yard game in three tries. Brooks finished with three catches for 43 yards, while true freshman D.J. McAulay pulled in two balls for 49 yards.

For the fourth consecutive game, redshirt freshman linebacker Josh Rutter led the defense in tackles, recording seven total stops. Junior Ryan Nickell made five total tackles, including 2.0 TFL, and added an interception. Senior defensive end Jonas Watson registered 1.5 sacks and five total stops, while redshirt freshman free safety Kevin Allen picked off his second pass of the season.

	1	2	3	4	Final
Liberty	0	0	0	0	0
William and Mary	7	21	7	21	56

Scoring Summary

Qtr	Team	Score	Time
1st	W&M	Brooks 1 run (Kuehn kick)	4:18
2nd	W&M	Trinkle 2 pass from Potts (Kuehn kick)	12:16
	W&M	Brooks 1 run (Kuehn kick)	3:24
	W&M	Brooks 14 pass from Potts (Kuehn kick)	1:06
3rd	W&M	Brooks 1 run (Kuehn kick)	7:06
4th	W&M	Phillips 5 run (Kuehn kick)	9:40
	W&M	Mack 34 pass from Phillips (Kuehn kick)	6:59
	W&M	C. Taylor 4 run (Kuehn kick)	1:29

	W&M	LU
First Downs	35	7
Rushes - Yards	64-335	22-(-6)
Att-Cmp-Int	28-22-0	25-10-2
Pass Yards	300	151
Total Offense	635	145
Total Plays	92	47
Fumbles - Lost	1-1	0-0
3rd Down Conv.	14-18	2-12
Penalties - Yards	1-10	2-10
Sacks by - Yards	4-33	0-0
Time of Possession	40:57	19:03

Rushing

W&M: Brooks 22-102 (3 TD), Viola 12-85, Marianacci 2-53, Holmes 13-52, Coley 6-18, Phillips 3-16 (TD), Potts 3-7, C. Taylor 1-4 (TD).

LU: Hamilton 3-10, Otah 6-9, Smith 2-3, Terrell 4-4, Farrel 7-18.

Passing

W&M: Potts 25-19-0 226 (2 TD), Phillips 3-3-0 74 (TD).

LU: Farrel 13-7-1 126, Smith 9-2-1, Terrell 3-1-0-4.

Receiving

W&M: Nicholas 8-110, Brooks 3-43 (TD), McAulay 2-49, Lustig 2-19, Trinkle 2-18 (TD), Bratton 2-15, Mack 1-34 (TD), Marianacci 1-6, Holmes 1-6.

LU: Terrell 3-35, Williams 2-60, Turner 2-22, Hamilton 2-8, Jackson 1-26.

Defense

W&M: Rutter 7 (TFL), Nickell 5 (2 TFL, INT), Watson 5 (1.5 sacks), Cason 3 (.5 sack), Jones 3 (1.0 sack), O'Connor 2 (1 TFL, .5 sack), Griffin 2 (1 TFL), Allen 2 (INT).

Attendance: 11,741

#17 W&M 42, #1 UNH 10

WILLIAMSBURG (10/8/05) -- Senior Stephen Cason returned the game's opening kickoff 92 yards for a touchdown, and W&M never looked back in upsetting top-ranked New Hampshire, 42-10, at Zable Stadium.

Junior tailback Elijah Brooks churned out 135 yards and four touchdowns on a career-high 32 carries, and the Tribe held UNH's high-scoring offensive attack scoreless in the second half to pick up W&M's first win over a No. 1 team.

Brooks scored on a 7-yard run in the first quarter, and sophomore quarterback Mike Potts found senior Josh Lustig for a 9-yard touchdown pass on the first play of the second quarter to give W&M a 21-0 lead.

UNH responded with a quick five-play, 79-yard drive that resulted in a 5-yard touchdown run by John McCoy, but Brooks answered with a 1-yard scoring run with just over two minutes remaining in the half. Wildcats' kicker Connor McCormack hit a 33-yard field goal as time expired in the opening half to cut the deficit to 28-10, but that was a close as UNH would get.

Brooks scored a 15-yard scamper, that was set up by junior Leonard Muldrow's punt block, in the third quarter and plowed into the end zone from four yards out with 4:26 remaining to set the final margin.

W&M caused four turnovers in the game, including two interceptions, one each by Cason and sophomore T.J. O'Neill, and three times stopped UNH on fourth down conversion attempts.

Cason paced the unit with nine total tackles, and the pick was his third this season. O'Neill finished with eight total stops, including seven solo stops to go along with his first-career interception.

	1	2	3	4	Final
New Hampshire	0	10	0	0	10
William and Mary	14	14	7	7	42

Scoring Summary

Qtr	Team	Score	Time
1st	W&M	Cason 92 kickoff return (Kuehn kick)	14:32
	W&M	Brooks 7 run (Kuehn kick)	5:47
2nd	W&M	Lustig 9 pass from Potts (Kuehn kick)	14:51
	UNH	McCoy 5 run (McCormack kick)	13:25
	W&M	Brooks 1 run (Kuehn kick)	2:16
	UNH	FG 33 McCormack	0:00
3rd	W&M	Brooks 15 run (Kuehn kick)	3:42
4th	W&M	Brooks 4 run (Kuehn kick)	4:26

	W&M	UNH
First Downs	13	23
Rushes - Yards	44-190	30-85
Att-Cmp-Int	19-11-0	56-33-2
Pass Yards	127	324
Total Offense	317	409
Total Plays	63	86
Fumbles - Lost	2-1	2-2
3rd Down Conv.	7-16	7-17
Penalties - Yards	3-40	4-21
Sacks by - Yards	2-7	1-1
Time of Possession	31:27	28:33

Rushing

W&M: Brooks 32-135 (4 TD), Holmes 4-37, Marianacci 2-11, Viola 2-6, Potts 3-3.

UNH: McCoy 16-65 (TD), Brown 2-11, Ward 1-4, Santos 9-4, LeVan 1-2.

Passing

W&M: Potts 19-11-0 127 (TD).

UNH: Santos 56-33-2 324.

Receiving

W&M: Nicholas 5-68 (TD), Nicholas 2-36, Trinkle 2-9, Marianacci 1-11, Holmes 1-3.

UNH: LeVan 7-54, McCoy 7-45, Ball 6-116, Brown 5-40, Ward 4-17, Williams 3-45, Boyle 1-7.

Defense

W&M: Cason 9 (6 solo, INT, PBU), O'Neill 8 (7 solo, INT, PBU), Shaw 8 (5 solo, FR), Rutter 8 (TFL, FR), Nickell 8 (TFL), Page 7 (6 solo), Watson 7 (FF, sack), Wright 6 (sack).

Attendance: 4,149

#11 W&M 44, NU 41 (2 OT)

BROOKLINE, MA (10/15/05) -- Redshirt freshman quarterback Jake Phillips' 8-yard touchdown run in the second overtime gave the 11th-ranked Tribe a thrilling, 44-41, victory over Northeastern at Parsons Field.

Phillips entered the game in the third quarter with the Tribe trailing 31-10 and led a furious fourth-quarter comeback, throwing for 231 yards and three touchdowns on 16-for-18 passing in regulation to force overtime.

In overtime, Phillips threw a 20-yard touchdown pass to sophomore Joe Nicholas in the first extra period and ran in the game-winning score from eight yards out in the second.

Phillips finished the game 18-for-20 through the air for 256 yards and four touchdowns, both career-highs, and added 32 yards rushing on nine attempts.

Nicholas hauled in seven receptions for 105 yards, including two of Phillips' touchdown passes, and senior Josh Lustig pulled in six balls for a W&M season-high 126 yards, including the game-tying 27-yard touchdown reception with 1:43 remaining.

Senior Jon Shaw paced a Tribe defense, with 11 total tackles, that did not allow a first down and forced four Northeastern punts in the fourth quarter, aiding the dramatic rally. Senior Jonas Watson added a career-high 10 total stops, including seven solos and three tackles for loss. Redshirt freshman Josh Rutter finished 10 stops to give W&M three in double-digit stops.

	1	2	3	4	OT1	OT2	Final
William and Mary	10	0	0	21	7	6	44
Northeastern	7	3	21	0	7	3	41

Scoring Summary

Qtr	Team	Score	Time
1st	NU	Murray 1 run (Kesic kick)	11:04
	W&M	Otey 3 pass from Potts (Kuehn kick)	6:51
	W&M	FG Kuehn 33	5:11
2nd	NU	FG Kesic 26	4:59
3rd	NU	Parks 70 pass from Orio (Kesic kick)	11:59
	NU	Orio 10 run (Kesic kick)	6:06
	NU	Murray 10 run (Kesic kick)	5:35
4th	W&M	Nicholas 30 pass from Phillips (Kuehn kick)	11:59
	W&M	Mack 22 pass from Phillips (Kuehn kick)	6:05
	W&M	Lustig 27 pass from Phillips (Kuehn kick)	1:43
OT 1	W&M	Nicholas 20 pass from Phillips (Kuehn kick)	
	NU	Parks 9 pass from Orio (Kesic kick)	
OT 2	NU	FG Kesic 20	
	W&M	Phillips 8 run	

	W&M	NU
First Downs	21	17
Rushes - Yards	36-103	55-218
Att-Cmp-Int	35-27-1	17-11-0
Pass Yards	359	195
Total Offense	462	413
Total Plays	71	72
Fumbles - Lost	3-1	2-1
3rd Down Conv.	6-13	4-15
Penalties - Yards	3-18	2-15
Sacks by - Yards	1-4	4-22
Time of Possession	26:49	33:11

Rushing

W&M: Brooks 24-89, Phillips 9-32 (TD), Holmes 1-1, Potts 2-19.

NU: Murray 39-176 (2 TD), Broomfield 7-25, French 3-9, Orio 6-8 (TD).

Passing

W&M: Phillips 20-18-0 256 (4 TD), Potts 15-9-1 103 (TD).

NU: Orio 17-11-0 195 (2 TD).

Receiving

W&M: Nicholas 7-105 (2 TD), Lustig 6-126 (TD), Brooks 5-34, Trinkle 4-43, Mack 2-31 (TD), Holmes 1-17, Otey 1-3 (TD), Marianacci 1-0.

NU: Parks 4-146 (2 TD), Graham 2-15, Riley 1-16, Broomfield 1-9, Hopkins 1-8, Ballantyne 1-1, Murray 1-0.

Defense

W&M: Shaw 11 (8 solo, 1.5 TFL, PBU), Watson 10 (7 solo, 3.0 TFL), Rutter 10 (TFL), Nickell 6, Miller 6, Cason 6, Wheeler 3 (sack).

Attendance: 2,118

WILLIAM AND MARY GAME-BY-GAME - 2005

#12 W&M 44, TU 13

WILLIAMSBURG (10/22/05) – W&M reeled off 28 unanswered points and held Towson's high-scoring offense scoreless in the second half to pull away for a 44-13 victory in A10 action at Zable Stadium.

The Tribe forced two second-half turnovers, including junior linebacker Ryan Nickell's 72-yard interception return for a touchdown, and recorded four sacks in the final 30 minutes in holding the Tigers to 95 total yards after intermission.

Redshirt freshman quarterback Jake Phillips guided a nearly flawless offensive performance, throwing for 202 yards and a touchdown on 16-for-21 passing, as the Tribe scored on eight of its 10 possessions. Phillips added a pair of rushing scores and finished with 39 yards on 10 attempts.

Senior kicker Greg Kuehn connected on three field goals attempts in the first half, brining his career total to 56, one shy of the W&M career record. With 14 points on the day, Kuehn extended his school scoring record to 325 career points.

Redshirt freshman tailback DeBrihan Holmes gained a career-high 76 yards rushing on 13 carries, as W&M grinded out 210 yards on the ground. Sophomore Tony Viola added 24 yards on five totes and scored on a 1-yard run in the third quarter, the first touchdown of his career.

Sophomore Joe Nicholas paced the receiving corps with 83 yards on six catches, including a 13-yard scoring reception from Phillips in the first quarter. Redshirt freshman Elliott Mack had three grabs for 65 yards.



James Miller and Trevor McLaurin make a stop in W&M's 44-13 victory over Towson Saturday. The Tribe held Towson scoreless in the second half, while recording two turnovers, including Ryan Nickell's 72-yard interception return for a touchdown, and four sacks in the final 30 minutes.



Senior Jonas Watson brings down Towson quarterback Sean Schaefer in the second half Saturday. Watson brought his team-leading sack total to 6.0, which ranks third in the Atlantic 10. Watson is now just a 1/2 sack shy of his career high, 6.5, set last season.

	1	2	3	4	Final
Towson	7	6	0	0	13
William and Mary	10	6	21	7	44

Scoring Summary

Qtr	Team	Score	Time
1st	W&M	Nicholas 13 pass from Phillips (Kuehn kick)	7:10
	TU	Lee 22 pass from Schaefer (Halbruner kick)	3:22
	W&M	FG Kuehn 44	0:00
2nd	TU	FG Halbruner 30	10:39
	W&M	FG Kuehn 48	6:59
	W&M	FG Kuehn 39	3:10
3rd	W&M	Viola 1 run (Kuehn kick)	8:39
	W&M	Phillips 1 run (Kuehn kick)	6:10
	W&M	Nickell 72 interception return (Kuehn kick)	1:04
4th	W&M	Phillips 4 run (Kuehn kick)	5:09

	W&M	TU
First Downs	24	20
Rushes - Yards	42-210	27-62
Att-Cmp-Int	21-16-0	37-24-1
Pass Yards	202	255
Total Offense	412	317
Total Plays	63	64
Fumbles - Lost	0-0	4-1
3rd Down Conv.	3-7	6-14
Penalties - Yards	5-55	6-56
Sacks by - Yards	5-26	1-6
Time of Possession	29:54	30:06

Rushing

W&M: Holmes 13-76, Phillips 10-39 (2 TD), Mack 1-29, Viola 5-24 (TD), Coley 4-23, Brooks 8-20.

TU: Williams 16-77, Lee 1-3, King 1-1, Schaefer 8-(-9), Brown 1-(-10).

Passing

W&M: Phillips 21-16-0 202 TD.

TU: Schaefer 37-24-1 255 TD.

Receiving

W&M: Nicholas 6-83 (TD), Mack 3-65, Lustig 3-9, Brooks 1-14, Bratton 1-14, Marianacci 1-13, Trinkle 1-4.

TU: Lee 8-93 (TD), Yancey 6-63, Brown 6-60, Williams 2-18, Harrison 1-13, Alexander 1-8.

Defense

W&M: Rutter 7 (FR), Shaw 7 (PBU), Nickell 6 (INT, TD, 2 sacks, 2 FF, 2 PBU), O'Connor (Sack, PBU), Miller 6 (.5 TFL), Williamson 3 (sack), Watson 2 (sack).

Attendance: 8,922



Junior Delmus Coley gained 23 yards rushing on four carries in the Tribe's win over Towson. It was Coley's second game-action of the season.

QUARTERBACK CLUB PLAYERS OF THE WEEK

For the Week of: Oct. 24 - Towson Game


OFFENSE



CODY MORRIS, JR, OL

Morris and the Tribe offensive line helped W&M turn out 221 yards rushing and 413 total offensive yards.


DEFENSE



RYAN NICKELL, JR, LB

Nickell returned an interception 72 yards for a touchdown ... Added a pair of forced fumbles and two sacks ... Finished with six total tackles and two pass break-ups ... Named A10 Defensive Player of the Week as well.

SPECIAL TEAMS



GREG KUEHN, SR, PK

Kuehn was perfect on three field goal attempts and five extra points ... Booted field goals of 44, 48, and 39 yards ... Brought career total to 56, one shy of W&M school record ... With 14 total points, brought school scoring record to 325 career points.

Previous Winners:

Marshall - Sept. 1
Elijah Brooks, JR, RB
28 car., career-high 149 rush yards, 3 rec., 27 yards, TD

VMI - Sept. 10
Pat Mulloy, SR, OL
Tribe offense 469 total yards, 267 rushing.

URI - Sept. 17
Elijah Brooks, JR, RB
18 car., 110 yards, TD, 3 rec., 34 yards

Liberty - Sept. 24
Matt Trinkle, JR, TE
2 rec., 18 yards, TD

New Hampshire - Oct. 8
Elijah Brooks, JR, RB
Career-high 32 carries, 135 yards, 4 TD

Northeastern - Oct. 15
Jake Phillips, RF, QB
18-20-0, 256 yards, 4 TD, 9 rush, 32 yards, TD

Towson - Oct. 22
Cody Morris, JR, OL
Tribe offense 413 total yards, 211 rushing

Previous Winners:

Marshall - Sept. 1
Richard Riley, SR, DB
PBU

VMI - Sept. 10
Stephen Cason, SR, DB
2 INT, 57-yard INT for TD, 7 total tackles, 5 solos

URI - Sept. 17
Jon Shaw, SR, SS
5 solo tackles, 2 interceptions

Liberty - Sept. 24
Ryan Nickell, JR, LB
5 TT, 3 solo, 2.0 TFL, INT - 28 yards

New Hampshire - Oct. 8
Stephen Cason, SR, DB
9 TT, 6 solo, INT, PBU, 92-yard kickoff return for TD

Northeastern - Oct. 15
Jon Shaw, SR, SS
11 total tackles, 8 solo, 1.5 TFL, PBU

Towson - Oct. 22
Ryan Nickell, JR, LB
6 TT, 72-yard INT for TD, 2 sacks, 2 FF, 2 PBU

Previous Winners:

Marshall - Spet. 1
Josh Rutter, RF, LB
16 TT, 4 solo

VMI - Sept. 10
Derek Cox, RF, DB
Blocked punt, 3 solo tackles, PBU

URI - Sept. 17
Blair Pritchard, JR, P
6 punts, 230 yards, 38.3 AVG, 47 long, 1 inside 20

Liberty - Sept. 24
Zach Stout, JR, DB
1 TT

New Hampshire - Oct. 8
Blair Pritchard, JR, P
6 punts, 256 yards, 42.7 AVG, 64 long, 3 inside 20

Northeastern - Oct. 15
David Page, SO, DB
1 solo tackle, Forced Fumble

Towson - Oct. 22
Greg Kuehn, SR, PK
3-3 FG (44, 48, 39), 5-5 PAT

2005 William and Mary Football
 William and Mary Overall Team Statistics (as of Oct 22, 2005)
 All games

TEAM STATISTICS	WM	OPP
SCORING.....	280	155
Points Per Game.....	40.0	22.1
FIRST DOWNS.....	160	133
Rushing.....	79	45
Passing.....	79	79
Penalty.....	2	9
RUSHING YARDAGE.....	1369	927
Yards gained rushing.....	1494	1090
Yards lost rushing.....	125	163
Rushing Attempts.....	299	258
Average Per Rush.....	4.6	3.6
Average Per Game.....	195.6	132.4
TDs Rushing.....	18	10
PASSING YARDAGE.....	1689	1625
Att-Comp-Int.....	197-138-3	222-130-11
Average Per Pass.....	8.6	7.3
Average Per Catch.....	12.2	12.5
Average Per Game.....	241.3	232.1
TDs Passing.....	15	9
TOTAL OFFENSE.....	3058	2552
Total Plays.....	496	480
Average Per Play.....	6.2	5.3
Average Per Game.....	436.9	364.6
KICK RETURNS: #-YARDS.....	25-515	40-785
PUNT RETURNS: #-YARDS.....	10-112	11-119
INT RETURNS: #-YARDS.....	11-187	3-27
KICK RETURN AVERAGE.....	20.6	19.6
PUNT RETURN AVERAGE.....	11.2	10.8
INT RETURN AVERAGE.....	17.0	9.0
FUMBLES-LOST.....	14-7	11-5
PENALTIES-YARDS.....	26-237	17-127
Average Per Game.....	33.9	18.1
PUNTS-YARDS.....	24-953	34-1224
Average Per Punt.....	39.7	36.0
Net punt average.....	34.8	32.7
TIME OF POSSESSION/GAME.....	31:22	28:38
3RD-DOWN CONVERSIONS.....	43/89	37/96
3rd-Down Pct.....	48%	39%
4TH-DOWN CONVERSIONS.....	6/7	6/14
4th-Down Pct.....	86%	43%
SACKS BY-YARDS.....	16-96	13-71
MISC YARDS.....	0	80
TOUCHDOWNS SCORED.....	36	20
FIELD GOALS-ATTEMPTS.....	10-13	6-8
PAT-ATTEMPTS.....	34-35	17-19
ATTENDANCE.....	24812	37663
Games/Avg Per Game.....	3/8271	4/9416
Neutral Site Games.....		0/0

SCORE BY QUARTERS	1st	2nd	3rd	4th	OT	Total
William and Mary....	65	67	59	76	13	- 280
Opponents.....	31	53	40	21	10	- 155

2005 William and Mary Football
 William and Mary Overall Individual Statistics (as of Oct 22, 2005)
 All games

RUSHING	GP	Att	Gain	Loss	Net	Avg	TD	Long	Avg/G
Elijah Brooks	7	150	722	23	699	4.7	9	22	99.9
DeBrian Holmes	7	41	220	5	215	5.2	0	27	30.7
Tony Viola	7	30	187	4	183	6.1	1	26	26.1
Jacob Phillips	6	30	135	27	108	3.6	5	16	18.0
Joe Marianacci	7	5	77	4	73	14.6	0	29	10.4
Trevor McLaurin	7	9	64	0	64	7.1	1	17	9.1
Delmus Coley	2	10	41	0	41	4.1	0	10	20.5
Elliott Mack	7	1	29	0	29	29.0	0	29	4.1
Chris Taylor	7	1	4	0	4	4.0	1	4	0.6
Matt Otey	6	0	0	0	0	0.0	1	0	0.0
D.J. McAulay	6	1	0	4	-4	-4.0	0	0	-0.7
TEAM	4	4	0	5	-5	-1.2	0	0	-1.2
Mike Potts	6	17	15	53	-38	-2.2	0	3	-6.3
Total.....	7	299	1494	125	1369	4.6	18	29	195.6
Opponents.....	7	258	1090	163	927	3.6	10	30	132.4

PASSING	GP	Effic	Att-Cmp-Int	Pct	Yds	TD	Lng	Avg/G
Mike Potts	6	138.57	119-76-2	63.9	831	7	49	138.5
Jacob Phillips	6	203.17	78-62-1	79.5	858	8	34	143.0
Total.....	7	164.15	197-138-3	70.1	1689	15	49	241.3
Opponents.....	7	123.51	222-130-11	58.6	1625	9	70	232.1

RECEIVING	GP	No.	Yds	Avg	TD	Long	Avg/G
Joe Nicholas	6	34	517	15.2	4	49	86.2
Josh Lustig	7	25	294	11.8	2	42	42.0
Matt Trinkle	7	17	118	6.9	1	20	16.9
Elijah Brooks	7	16	157	9.8	2	27	22.4
Adam Bratton	7	11	170	15.5	0	34	24.3
Elliott Mack	7	9	179	19.9	3	34	25.6
Joe Marianacci	7	8	74	9.2	0	18	10.6
DeBrian Holmes	7	7	58	8.3	1	19	8.3
John Taylor	4	7	52	7.4	0	18	13.0
D.J. McAulay	6	2	49	24.5	0	39	8.2
Tony Viola	7	1	18	18.0	1	18	2.6
Matt Otey	6	1	3	3.0	1	3	0.5
Total.....	7	138	1689	12.2	15	49	241.3
Opponents.....	7	130	1625	12.5	9	70	232.1

PUNT RETURNS	No.	Yds	Avg	TD	Long
Josh Lustig	9	80	8.9	0	21
Leonard Muldrow	1	32	32.0	0	0
Total.....	10	112	11.2	0	21
Opponents.....	11	119	10.8	0	25

INTERCEPTIONS	No.	Yds	Avg	TD	Long
Stephen Cason	3	57	19.0	1	57
Kevin Allen	2	23	11.5	0	23
Jonathan Shaw	2	12	6.0	0	12
Ryan Nickell	2	100	50.0	1	72
TJ O'Neill	1	0	0.0	0	1
Richard Riley	1	-5	-5.0	0	0
Total.....	11	187	17.0	2	72
Opponents.....	3	27	9.0	0	27

KICK RETURNS	No.	Yds	Avg	TD	Long
Stephen Cason	14	347	24.8	1	92
Michael Pigram	3	30	10.0	0	11
Tony Viola	2	20	10.0	0	11
James Miller	2	63	31.5	0	33
Josh Lustig	2	49	24.5	0	35
Graham Falbo	1	0	0.0	0	0
Matt Trinkle	1	6	6.0	0	6
Total.....	25	515	20.6	1	92
Opponents.....	40	785	19.6	0	53

FUMBLE RETURNS	No.	Yds	Avg	TD	Long
Total.....	0	0	0.0	0	0
Opponents.....	3	80	26.7	1	70

2005 William and Mary Football
 William and Mary Overall Individual Statistics (as of Oct 22, 2005)
 All games

SCORING	----- PATs -----									
	TD	FGs	Kick	Rush	Rcv	Pass	DXP	Saf	Points	
Elijah Brooks	11	0-0	0-0	0-0	0	0-0	0	0	66	
Greg Kuehn	0	10-13	34-35	0-0	0	0-0	0	0	64	
Jacob Phillips	5	0-0	0-0	0-0	0	0-0	0	0	30	
Joe Nicholas	4	0-0	0-0	0-0	0	0-0	0	0	24	
Elliott Mack	3	0-0	0-0	0-0	0	0-0	0	0	18	
Tony Viola	2	0-0	0-0	0-0	0	0-0	0	0	12	
Matt Otey	2	0-0	0-0	0-0	0	0-0	0	0	12	
Stephen Cason	2	0-0	0-0	0-0	0	0-0	0	0	12	
Josh Lustig	2	0-0	0-0	0-0	0	0-0	0	0	12	
Matt Trinkle	1	0-0	0-0	0-0	0	0-0	0	0	6	
DeBrian Holmes	1	0-0	0-0	0-0	0	0-0	0	0	6	
Trevor McLaurin	1	0-0	0-0	0-0	0	0-0	0	0	6	
Ryan Nickell	1	0-0	0-0	0-0	0	0-0	0	0	6	
Chris.Taylor	1	0-0	0-0	0-0	0	0-0	0	0	6	
Total.....	36	10-13	34-35	0-0	0	0-0	0	0	280	
Opponents.....	20	6-8	17-19	0-0	0	0-1	0	0	155	

TOTAL OFFENSE	G	Plays	Rush	Pass	Total	Avg/G
Jacob Phillips	6	108	108	858	966	161.0
Mike Potts	6	136	-38	831	793	132.2
Elijah Brooks	7	150	699	0	699	99.9
DeBrian Holmes	7	41	215	0	215	30.7
Tony Viola	7	30	183	0	183	26.1
Joe Marianacci	7	5	73	0	73	10.4
Trevor McLaurin	7	9	64	0	64	9.1
Delmus Coley	2	10	41	0	41	20.5
Elliott Mack	7	1	29	0	29	4.1
Chris.Taylor	7	1	4	0	4	0.6
D.J. McAulay	6	1	-4	0	-4	-0.7
TEAM	4	4	-5	0	-5	-1.2
Total.....	7	496	1369	1689	3058	436.9
Opponents.....	7	480	927	1625	2552	364.6

FIELD GOALS	FGM-FGA	Pct	01-19	20-29	30-39	40-49	50-99	Lg	Blk
Greg Kuehn	10-13	76.9	0-0	1-2	5-7	3-3	1-1	51	1

FG SEQUENCE	William and Mary	OPPONENTS
Marshall	(47)	(28),52
VMI	(26),(39)	-
Rhode Island	(51),(35),(31)	-
Liberty	39	-
New Hampshire	28	(33)
Northeastern	(33),36	(26),31,(20)
Towson	(44),(48),(39)	(30),(26)

PUNTING	No.	Yds	Avg	Long	TB	FC	I20	I
Blair Pritchard	22	889	40.4	64	2	3	6	
Corey Davis	2	64	32.0	38	0	0	0	
Total.....	24	953	39.7	64	2	3	6	
Opponents.....	34	1224	36.0	60	1	11	9	

KICKOFFS	No.	Yds	Avg	TB	OB
Greg Kuehn	49	2861	58.4	6	3
Total.....	49	2861	58.4	6	3
Opponents.....	30	1639	54.6	4	2

Numbers in (parentheses) indicate field goal was made.

2005 William and Mary Football
 William and Mary Overall Individual Statistics (as of Oct 22, 200
 All games

ALL PURPOSE	G	Rush	Rec	PR	KOR	IR	Tot	Avg/G
Elijah Brooks	7	699	157	0	0	0	856	122.3
Joe Nicholas	6	0	517	0	0	0	517	86.2
Josh Lustig	7	0	294	80	49	0	423	60.4
Stephen Cason	7	0	0	0	347	57	404	57.7
DeBrian Holmes	7	215	58	0	0	0	273	39.0
Tony Viola	7	183	18	0	20	0	221	31.6
Elliott Mack	7	29	179	0	0	0	208	29.7
Adam Bratton	7	0	170	0	0	0	170	24.3
Joe Marianacci	7	73	74	0	0	0	147	21.0
Matt Trinkle	7	0	118	0	6	0	124	17.7
Jacob Phillips	6	108	0	0	0	0	108	18.0
Ryan Nickell	7	0	0	0	0	100	100	14.3
Trevor McLaurin	7	64	0	0	0	0	64	9.1
James Miller	7	0	0	0	63	0	63	9.0
John Taylor	4	0	52	0	0	0	52	13.0
D.J. McAulay	6	-4	49	0	0	0	45	7.5
Delmus Coley	2	41	0	0	0	0	41	20.5
Leonard Muldrow	6	0	0	32	0	0	32	5.3
Michael Pigram	7	0	0	0	30	0	30	4.3
Kevin Allen	7	0	0	0	0	23	23	3.3
Jonathan Shaw	7	0	0	0	0	12	12	1.7
Chris.Taylor	7	4	0	0	0	0	4	0.6
Matt Otey	6	0	3	0	0	0	3	0.5
TEAM	4	-5	0	0	0	0	-5	-1.2
Richard Riley	7	0	0	0	0	-5	-5	-0.7
Mike Potts	6	-38	0	0	0	0	-38	-6.3
Total.....	7	1369	1689	112	515	187	3872	553.1
Opponents.....	7	927	1625	119	785	27	3483	497.6

2005 William and Mary Football
 William and Mary Overall Defensive Statistics (as of Oct 22, 2005)
 All games

DEFENSIVE LEADERS	GP	-----Tackles-----			TFL/Yds	-Sacks-	---Pass Def---			-Fumbles-		Blkd	
		Solo	Ast	Total			No-Yds	Int-Yds	BrUp	QBH	Rcv-Yds	FF	Kick
44 Josh Rutter	7	30	36	66	5.5-5	2-0	.	.	.
35 Jonathan Shaw	7	25	23	48	3.0-9	.	2-12	3	.	1-0	.	.	.
22 Stephen Cason	7	22	16	38	1.0-9	0.5-8	3-57	3
55 Ryan Nickell	7	22	16	38	5.5-20	2.0-11	2-100	2	.	1-0	2	.	.
93 Jonas Watson	7	15	20	35	9.0-40	6.0-36	.	.	1	.	2	.	.
21 James Miller	7	12	19	31	1.5-1	.	.	2
94 Josh Wright	7	13	16	29	4.0-21	1.0-7	.	.	2
39 TJ O'Neill	7	13	15	28	.	.	1-0	2
8 Alan Wheeling	7	13	8	21
97 Adam O'Connor	7	8	12	20	4.5-20	2.5-18	.	1	2	.	1	.	.
77 Bri.Williamson	7	9	11	20	2.0-10	1.0-9
58 Larry Pendleton	7	4	14	18	2	1	.
13 David Page	7	11	4	15	1	.	.
34 Thad Wheeler	6	6	8	14	1.5-5	1.0-4
48 Michael Pigram	7	7	6	13	1-0	.	.	.
24 Richard Riley	7	6	4	10	.	.	1--5	1
36 Kevin Allen	7	5	4	9	.	.	2-23	1
37 Derek Cox	7	7	2	9	.	.	.	1	.	.	1	1	.
69 Will. Turner	7	5	3	8
6 Brandon Burrow	7	4	4	8
23 Trevor McLaurin	7	5	3	8	0.5-1
99 Josh Larkins	4	1	6	7	0.5-1
57 Brian Neely	7	2	5	7
95 Jerome Griffin	7	.	6	6	1.0-1	0.5-1	.	2	1
29 Zachary Stout	7	3	3	6
74 Brandon Pugh	4	.	5	5	0.5-1	0.5-1
4 Leonard Muldrow	6	2	2	4	1	.
85 Matt Trinkle	7	2	1	3
92 Ryan Jones	1	.	3	3	1.0-1	1.0-1
11 John Taylor	4	1	1	2
50 Todd Reyher	6	.	2	2	.	.	.	2
25 Greg Kuehn	7	2	.	2
47 D.J. McAulay	6	.	2	2
9 Elijah Brooks	7	1	.	1
91 Blair Pritchard	5	1	.	1
33 Josh Lustig	7	1	.	1
Total.....	7	258	280	538	41-145	16-96	11-187	20	6	5-0	9	3	.
Opponents.....	7	277	288	565	32-114	13-71	3-27	21	9	7-80	10	1	.