

2005

WILLIAM & MARY FOOTBALL

Tribe 2004 ATLANTIC 10 CHAMPIONS NCAA SEMIFINALIST



GAME DAY INFORMATION

#16 WILLIAM AND MARY "TRIBE" (5-3, 3-2 A10) vs.
JAMES MADISON "DUKES" (4-4, 2-3 A10)

Kickoff: 7 p.m., Saturday, Nov. 5, 2005

Site: Cary Field at Zable Stadium (12,174, natural grass)

TV: None

Radio: 6:30 p.m. - The Tribe Football Radio Network will broadcast today's game across the Commonwealth of Virginia. The veteran broadcast duo of Jay Colley (play-by-play) and Bob Sheeran (color) will call the action. For a complete listing of the Tribe Football Radio Network, see page six.

All-Time Series:

Last Meeting: JMU won, 48-34, in the 2004 NCAA Semifinals in Williamsburg on Dec. 10.

FIRST AND 10

W&M hosts state-rival and defending I-AA national champion James Madison Saturday night under the new permanent lights at Zable Stadium. Saturday's contest will mark the first regular season night game in Zable Stadium history, a season after W&M and JMU played the first night game in the venerable stadium's 70-year history in the 2004 NCAA Semifinals on Dec. 10. The Dukes downed the Tribe, 48-34, in front of a sellout crowd and national television audience, before advancing to the I-AA title game, where they defeated Montana to win the school's first national championship in football. W&M is coming off a 35-21 loss at Villanova last week, which snapped the Tribe's four-game winning streak. The Tribe rallied from a 28-0 second-half deficit on two interception returns for touchdowns to pull within 28-21, but could not complete the rally on a chilly Philadelphia night. The Dukes have dropped three consecutive conference games to fall to 2-3 in league play and 4-4 overall. JMU dropped an 18-15 decision to Richmond on Saturday, leaving the Spiders atop the A10 South and tied with Massachusetts and New Hampshire for the league's top mark (5-1). Saturday's match-up will put one of the league's top offenses against one of the league's top defenses, as W&M ranks second in scoring offense (37.6), while JMU ranks second in scoring defense (14.0).

#16 William and Mary

James Madison

Date	Opponent	Score/Time	Date	Opponent	Score/Time
Sept. 1	at Marshall	L, 24-36	Sept. 3	LOCK HAVEN	W, 56-0
Sept. 10	at VMI	W, 41-7	Sept. 10	at Coastal Carolina	L, 27-31
Sept. 17	*at Rhode Island	L, 29-48	Sept. 17	DELAWARE STATE	W, 65-7
Sept. 24	LIBERTY	W, 56-0	Oct. 1	*at Hofstra	W, 42-10
Oct. 8	*#1 NEW HAMPSHIRE	W, 42-10	Oct. 8	*MAINE	W, 38-2
Oct. 15	*at Northeastern	W, 44-41 (2 OT)	Oct. 15	*at Massachusetts	L, 7-10
Oct. 22	*TOWSON	W, 44-13	Oct. 22	*at Delaware	L, 28-34
Oct. 29	*at Villanova	L, 21-35	Oct. 29	*RICHMOND	L, 15-18
Nov. 5	*JAMES MADISON	7:00 PM	Nov. 5	*at William and Mary	7:00 PM
Nov. 12	*DELAWARE	1:00 PM	Nov. 12	*VILLANOVA	1:30 PM
Nov. 19	*at Richmond	1:00 PM	Nov. 19	*TOWSON	1:30 PM
*A10 conference game			*A10 Conference Game		

HEAD COACHES

Jimmye Laycock (W&M, 1970)	Mickey Matthews (W. Texas St., 1976)
W&M Record 175-116-2 (26th year)	JMU Record 44-37 (Seventh year)
Career Record 175-116-2 (26th year)	Career Record 44-37 (Seventh year)
vs. JMU 12-13	vs. W&M 5-2

MEDIA CONTACTS

W&M SPORTS INFORMATION

SID - Pete Clawson
Phone - (757) 221-3369
Email - pmclaw@wm.edu
Fax - (757) 221-3412
Web - www.TribeAthletics.com

JMU SPORTS INFORMATION

SID - Gary Michael
Phone - (540) 568-6154
Email - michaelg@jmu.edu
Fax - (540) 568-3703
Web - www.JMUSports.com

IN THE SPOTLIGHT

THIS WEEK'S FEATURED ATHLETE:

#33

JOSH LUSTIG

SENIOR, WIDE RECEIVER

Senior Josh Lustig competes for the "Lustig Belt" with his father, Keith, and brother, Justin, on the golf course. To read more about Lustig, see the question and answer feature on page 12.

TABLE OF CONTENTS

W&M Quick Facts.....	2
Depth Charts.....	2
How They Stack Up.....	2
Tale of the Tape.....	2
Statistical Leaders.....	2
Head Coach Jimmye Laycock.....	3
Atlantic 10 Information.....	4
Team Notes.....	4
The Last Meeting.....	5
More Atlantic 10 Information.....	5
W&M Media Information.....	6
National Rankings.....	8
Greg Kuehn Career Records Watch.....	11
In the Spotlight: Josh Lustig.....	12
The Tribe in 2005.....	12
W&M Alphabetical Roster.....	13
W&M Numerical Roster.....	15
2005 Game-by-game Starters.....	15
The Last Time It Happened.....	16
W&M Single-Game Highs.....	17
Opponent Single-Game Highs.....	18
W&M Single-Game Records.....	19
All-time Offensive Performances.....	20
W&M Scoring Drives Chart.....	21
W&M in the Red-Zone.....	22
Tribe Honor Roll.....	22
2005 Game-by-Game Results.....	23
Quarterback Club Players of the Week.....	26
2005 Statistics.....	27





DEPTH CHARTS

WILLIAM & MARY JAMES MADISON



OFFENSE

WR	33	Josh Lustig	SR	5-9	175
		2 Elliott Mack	RF	6-0	188
LT	67	Brent Cochran	SO	6-5	300
	70	Jonathan Shafran	RF	6-3	280
LG	75	Michael Grenz	SR	6-3	285
	65	Matt Rljanec	SR	6-4	275
C	59	Patrick Mulloy	SR	6-4	315
	51	Tim Kelley	SO	6-2	290
RG	68	Cody Morris	JR	6-4	285
	53	Luke Hiteshew	RF	6-1	287
RT	71	Brad Stewart	SO	6-3	300
	79	Michael Grant	RF	6-5	305
TE	40	Adam Bratton	SR	6-4	250
or	85	Matt Trinkle	JR	6-5	260
WR	27	Joe Nicholas	SO	6-3	211
	3	Joe Marianacci	RF	6-1	186
QB	18	Jake Phillips	RF	6-3	208
	10	Mike Potts	SO	6-4	224
TB	9	Elijah Brooks	JR	5-9	210
	28	DeBrian Holmes	RF	5-9	180
FB	46	Matt Otey	SO	5-11	230
	45	Graham Falbo	SO	6-0	250

DEFENSE

DE	97	Adam O'Connor	SR	6-8	275
	95	Jerome Griffin	SR	6-1	240
DT	77	Brian Williamson	JR	6-3	281
	74	Brandon Pugh	SO	6-2	261
DT	58	Larry Pendleton	SR	6-3	285
	57	Brian Neely	JR	6-4	298
DE	94	Josh Wright	JR	6-3	246
	93	Jonas Watson	SR	6-2	228
ILB	39	T.J. O'Neill	SO	6-1	238
	34	Thad Wheeler	SR	6-1	216
OLB	44	Josh Rutter	RF	6-3	228
	23	Trevor McLaurin	JR	5-11	230
OLB	55	Ryan Nickell	JR	6-2	210
	50	Todd Reyher	RF	6-0	214
CB	22	Stephen Cason	SR	6-0	210
	37	Derek Cox	RF	6-1	180
SS	35	Jonathan Shaw	SR	6-0	198
	29	Zach Stout	JR	6-0	190
FS	21	James Miller	SR	6-1	200
	36	Kevin Allen	RF	6-2	195
CB	24	Richard Riley	JR	6-2	185
	8	Alan Wheeling	JR	5-9	180

SPECIAL TEAMS

PK	25	Greg Kuehn	SR	6-3	215
HO	14	Christian Taylor	JR	6-5	205
P	91	Blair Pritchard	JR	5-11	230
LS	34	Thad Wheeler	SR	6-1	216
	94	Josh Wright	JR	6-3	246
SS	75	Michael Grenz	SR	6-3	285
KR	33	Josh Lustig	SR	5-9	175
	22	Stephen Cason	SR	6-0	210
	21	James Miller	SR	6-1	200
PR	33	Josh Lustig	SR	5-9	175

HOW THEY STACK UP

CATEGORY	W&M (A10)	JMU (A10)
Scoring Offense	37.6 (2) ✓	34.8 (3)
Rushing Offense	183.0 (4) ✓	216.9 (2)
Passing Offense	228.2 (6) ✓	186.5 (9)
Had Intercepted	5 (3) ✓	3 (2)
Total Offense	411.2 (6) ✓	403.4 (7)
Turnover Margin	1.00 (T-1) ✓	0.38 (3)
3rd Down Effici.	45.6 (3) ✓	49.5 (1)
Scoring Defense	23.8 (7) ✓	14.0 (2)
Rushing Defense	142.8 (7) ✓	110.2 (2)
Passing Defense	243.8 (11) ✓	156.2 (2)
Total Defense	386.5 (9) ✓	266.5 (2)
Punting	36.2 (3) ✓	33.0 (5)
Penalties	31.4 (1) ✓	40.2 (3)

OFFENSE

WR	3	L.C. Baker	SO	5-7	150
	6	Chris Hawkins	JR	6-3	190
	82	D.D. Boxley	JR	5-9	185
WR	8	Ardon Bransford	JR	5-10	185
	84	Dexter Manley	RF	6-3	185
	7	Tahir Hinds	SR	6-3	215
TE	44	Casmine Harris (or)	SR	6-3	250
	26	Sean Connaghan	SR	6-3	245
LT	65	Corey Davis	JR	6-4	340
	50	Mike Parham	JR	6-0	280
LG	53	Matt Magerko	SR	6-0	300
	74	Andrew Michael	RF	6-3	315
C	62	Scott Lemn (or)	RF	6-2	270
	52	Anderson Braswell	SR	6-1	270
RG	50	Mike Parham	JR	6-0	280
	62	Scott Lemn	RF	6-2	270
RT	69	Harry Dunn	SR	6-7	330
	78	Matt Patterson	SO	6-3	285
FB	43	Marvin Brown	SO	6-2	260
	39	Will Patrick	JR	6-0	245
TB	1	Alvin Banks (or)	JR	5-10	220
	32	Maurice Fenner	JR	6-1	220
	24	Raymond Hines	SR	5-9	175
QB	11	Justin Rascati	JR	6-2	220
	12	Rodney Landers	RF	6-1	210

DEFENSE

DE	45	Kevin Winston	JR	6-3	230
	56	Shelton Johnson	RF	6-2	215
DT	90	Frank Cobbs	SR	6-1	270
	92	Ryan Bache	SR	6-2	275
DT	70	Chuck Suppon (or)	JR	6-4	290
	94	Demetrius Shambley	SR	6-4	300
DE	40	Isai Bradshaw	SR	6-2	240
	99	Hassan Abdul-Wahid	SO	6-4	225
LB	23	Akeen Jordan	JR	6-0	225
	10	Brad Davis	FR	6-1	220
LB	46	Justin Barnes	SO	6-2	215
	2	Isaiah Dottin-Carter	JR	6-2	205
WS	5	Phil Minafeld	JR	6-0	190
	34	Marcus Haywood	RF	6-0	190
SS	22	Bruce Johnson	SR	5-8	210
	9	Adam Ford	SO	5-9	185
CB	31	Leon Mizelle	SR	5-10	175
	20	Evan McCollough	FR	5-11	175
CB	41	Clint Kent	SR	5-10	190
	18	Darrius Ramsey	FR	5-10	170
FS	21	Tony LeZotte	SO	6-0	200
	41	Clint Kent	SR	5-10	190

SPECIAL TEAMS

PK	42	David Rabil	JR	6-1	180
KO	72	Jason Pritchard	RF	6-0	215
	93	Paul Wantuck	SR	5-9	185
P	14	Nick Englehart	SR	6-0	200
H	14	Nick Englehart	SR	6-0	200
	21	Tony LeZotte	SO	6-0	200
LS	79	Tim Ragle	FR	6-0	240
KR	8	Ardon Bransford	JR	5-10	185
	6	Chris Hawkins	JR	6-3	190
PR	3	L.C. Baker	SO	5-7	150
	6	Chris Hawkins	JR	6-3	190

TALE OF THE TAPE

TRIBE vs. DUKES

Pos.	W&M	JMU	Pos.
WR & TE	6-2/224	5-10/193	DB
OF Backs	6-1/218	6-1/220	LB
OL & TE	6-4/282	6-3/258	DL
DL	6-4/272	6-3/295	OL/TE
LB	6-2/218	6-1/233	OF Backs
DB	6-0/195	5-11/195	WR/TE

* Averages reflect those of starters only.

TRIBE QUICK FACTS

COLLEGE INFORMATION

Location: Williamsburg, Va.
 Founded: 1693
 Enrollment: 5,700
 Nickname: Tribe
 Colors: Green, Gold and Silver
 President: Gene R. Nichol (OK State, 1973)
 Athletics Director: Terry Driscoll (BC, 1969)
 College Website: www.wm.edu

FOOTBALL INFORMATION

First Season: 1893
 All-Time Record: 509-488-41
 Stadium: Zable Stadium
 Capacity: 12,174
 Surface: Natural grass
 All-Time Record at Zable: 188-102-6
 Bowl/Playoff Appearances: .. 12 (7 in D I-AA)
 Bowl/Playoff Record: 7-7 (6-7 in D I-AA)
 Conference: Atlantic 10 (Southern)
 Head Coach: Jimmie Laycock (See page 5)
 Alma Mater: W&M, 1970
 Offensive Formation: Pro-style
 Defensive Formation: Multiple 4-3
 Lettermen Ret./Lost: 30/11
 Off. Starters Ret./Lost: 8/3
 Def. Starters Ret./Lost: 8/2
 Spec. Starters Ret./Lost: 1/0
Captains: Josh Lustig, Travis McLaurin, Pat Mulloy, Adam O'Connor

2004 IN REVIEW

Overall Record: 11-3
 A10 Record: 7-1
 A10 Finish: Tie-First, Southern Division
 Home: 7-1
 Away: 4-2
 Postseason: NCAA Semifinals
 Final Ranking: No. 3

TEAM LEADERS

WILLIAM AND MARY

Rushing - Brooks (164 att., 777 yds, 4.7 avg., 9TD, 97.1 yds/g)
 Passing - Phillips (111-75-3, 995 yds, 9TD, 142.1 yds/g)
 Receiving - Nicholas (35 rec., 525yds, 15.0 avg., 4TD, 75.0 yds/g)
 Punt Ret. - Lustig (10 for 92 yards, 9.2 avg., 21 long)
 Kick Ret. - Cason (16 for 381 yds, 23.8 avg., TD, 92 long)
 Kicking - Kuehn (10-15 FG, long 51; 37-38 PAT)
 Punting - Pritchard (40.5 avg., 64 long, 10 Inside-20)
 Tackles - Rutter (78 total, 32 solo)
 Sacks - Watson (6.0 for 36 yards)
 TFL - Watson (9.5 for 41 yards)
 INT - Cason (3 for 57 yards, TD)
 Pass Brks - Cason (4)

JAMES MADISON

Rushing - Banks (114 att., 638 yds, 5.6 avg., 6TD, 79.8 yds/g)
 Passing - Rascati (1559-111-3, 1,450 yds, 15TD, 181.2 yds/g)
 Receiving - Bransford (22 rec., 377 yds, 17.1 avg, 4TD, 47.1 yds/g)
 Punt Ret. - Baker (18 for 209 yds, 11.6 avg., 2TD, 62 long)
 Kick Ret. - Bransford (9 for 197 yds, 21.9 avg., 48 long)
 Kicking - Rabil (1-4 FG, 22 long; 17-17 PAT)
 Punting - Englehart (38.2 avg., 52 long, 11 In-20)
 Tackles - LeZotte (74 total, 36 solo)
 Sacks - Winston (7.5 for 45 yards)
 TFL - Winston (10.5 for 52 yards)
 INT - Kent (3 for 17 yards)
 Pass Brks - Kent (6)

TRIBE HEAD COACH JIMMYE LAYCOCK



The following few quotes were taken from Laycock during Monday's Atlantic 10 football coaches conference call. For the complete transcript, log on to www.TribeAthletics.com.

What were your thoughts on Saturday's 35-21 loss at Villanova?

I thought we ran into a very good Villanova team. They executed well, played really hard and got after us pretty good. I don't think we played as well as we're capable, but I think Villanova had a lot to do with it.

What did you see from Villanova on Saturday that maybe you hadn't seen on film coming into the game?

Villanova had a heck of a pass rush. They pressured [red-shirt freshman quarterback] Jake [Phillips] more than any other team this year. They accomplished it with a four or five man rush. I thought [senior defensive end Darrell] Adams played well. Their staff moved him around and put him on different spots and he did a heck of a job. The entire team executed well. But, also, we have to come to play. It is like you say every week in this league, if you're not on the top of your game and somebody else is, then you're going to be in trouble. I thought we tried really hard to come back at the end. [Junior linebacker] Trevor McLaurin turned in a big play [a 14-yard interception return for a touchdown in the third quarter] and James Miller made a great play by running his interception back [80-yards for a fourth quarter score], those were huge plays. [After Miller's INT return for a touchdown made it 28-21] we tried the inside kick and had a great kick that we just couldn't make a play on. We had the perfect kick. You can look at it and say it just wasn't your night, but really things didn't go real well for us. Again, though, I think Villanova had a lot to do with it.

Can you talk about the way you guys did come back 28-0?

We were struggling. Trevor McLaurin picks one off and takes one in [with :41 remaining in the fourth quarter, which made the score 28-7]. Then we're battling back and driving and finally making some plays on offense [Phillips found senior WR Josh Lustig on a 37-yard TD pass with 7:41 remaining to make the score 28-14]. Then, James gets his pick on the next series and here we are down seven, with just over two minutes remaining. We played hard there in the fourth, but we needed to play like that for the first three quarters. You come into a game and you don't quite play up to your level and someone else is playing very well makes it very tough to win. We have to take our hats off to Villanova. But, now we don't have to sit and feel sorry for ourselves and worry about that one. We have JMU coming to town this weekend. We've got to get ready for them.

Are you worried about intensity? Are you worried about coming out flat? Should intensity be an issue for this game?

I certainly would hope not. The last time we played JMU down here we did not do as well as we would have liked [as the Tribe dropped the national semifinal game 48-34 and committed a season-high five turnovers]. We came out on the short end of that playoff game. We understand that you better come to play every week. JMU is a

very, very good team, a very physical team. We've got to get back to work and we've got to come ready to play.

If the trend holds you'll play very well at home. On the road, it seems the defense has had its struggles. Do you have any common denominators as to why that might be?

No, if I did I'd change some of it. We struggled defensively, and we struggled offensively Saturday night. We struggled in our kicking team. [Senior All-American place-kicker] Greg [Kuehn] misses a 39-yard field goal and then he gets another one [also from 39-yards] blocked. That's never happened this year. It seemed like there were a lot of areas where we were off a little bit. We have played better at home and I hope we can regroup because we are going to need to play a lot better this weekend.

Defensively, did Villanova do something different than what they'd done on film or was it a matter of them beating you?

They threw a couple of new wrinkles at us, but nothing major. We got the ball thrown down the field to [sophomore receiver] Joe Nicholas seven or eight times and we don't come up with plays we are accustomed to him making. There are other things. Jake usually has a little more time in the pocket to see the field. We had some people getting beat in 1-on-1 situations up front. It really wasn't a scheme situation it was more of a 1-on-1 breakdown, here and there. The defense forced Jake out of the pocket, forced an early throw, or we don't make a catch. When you don't execute on third down then it becomes an even bigger problem because it stops the drive and we didn't execute very well there [the Tribe finished the evening converting just four of 14 third down attempts].

What do you remember about last years playoff game, that night, that week, and the atmosphere?

It was electric. It was very exciting; we were excited to be playing the national semi-finals in Williamsburg, in front of a sold out stadium. We got off to such a shaky start [falling behind 21-0 in the first half] by making some mistakes and they jumped took advantage. We fought back and eventually took the lead, 26-21 [after the first drive of the third quarter]. But, too many turnovers and their ability to just pound the football in the fourth quarter proved to me too much to overcome. I don't know if our players might not have been more focused in the event of having a night game at Zable Stadium. I think initially we were so caught up in the atmosphere and the electricity of what was going on around us and we didn't play as well as we should have. But then later on I think we did play very well, but then they just kind of wore us down in a late night game.

What's you're biggest concern for your game this week?

Well I know how physical they are. They are a very physical team on both sides of the ball. They know how to play physically and they know how to win. We will have to play very well. I've always thought they have outstanding athletes, they are well coached and they play hard.

Do you like the night games?

I like games where we play well. As long as we do that, I don't care when they are played.

THE JIMMYE LAYCOCK ERA

(1980-present)

175-116-2 (Career Record)

Year	Record	Postseason
1980	2-9	
1981	5-6	
1982	3-8	
1983	6-5	
1984	6-5	
1985	7-4	
1986	9-3	NCAA Playoffs
1987	5-6	
1988	6-4-1	Epson Ivy Bowl
1989	8-3-1	NCAA Playoffs
1990	10-3	NCAA Playoffs
1991	5-6	
1992	9-2	Epson Ivy Bowl
1993	9-3	NCAA Playoffs
1994	8-3	
1995	7-4	
1996	10-3	NCAA Playoffs
1997	7-4	
1998	7-4	
1999	6-5	
2000	5-6	
2001	8-4	NCAA Playoffs
2002	6-5	
2003	5-5	
2004	11-3	NCAA Playoffs
2005	5-3	

Winning Seasons in Bold

LAYCOCK IN I-AA PLAYOFFS

1986	Delaware, 17-51 (L)
1989	Furman, 10-24 (L)
1990	Massachusetts, 38-0 (W)
	Central Florida, 38-52 (L)
1993	McNeese State, 28-34 (L)
1996	Jackson State, 45-6 (W)
	Northern Iowa, 35-38 (L)
2001	Appalachian State, 27-40 (L)
2004	Hampton, 42-35 (W)
	Delaware, 44-38 2 OT (W)
	James Madison, 34-48 (L)

LAYCOCK VS. THE ATLANTIC 10

Team	W	L	T
Delaware	11	14	0
Hofstra	2	1	0
James Madison	12	13	0
Maine	5	1	0
Massachusetts	4	5	0
New Hampshire	9	2	0
Northeastern	10	2	0
Rhode Island	9	2	0
Richmond	19	6	0
Towson	3	0	0
Villanova	9	6	1





2005 ATLANTIC 10 STANDINGS

SOUTH	A-10	Overall
Richmond	5-1	5-3
William and Mary	3-2	5-3
James Madison	2-3	4-4
Towson	2-3	5-3
Villanova	2-3	4-4
Delaware	1-4	4-4

NORTH	A-10	Overall
New Hampshire	5-1	7-1
Massachusetts	5-1	6-2
Hofstra	3-2	5-3
Rhode Island	2-4	4-5
Maine	1-4	3-5
Northeastern	1-4	1-7

AROUND THE ATLANTIC 10 THIS WEEK

Saturday, Nov. 5

*James Madison at W&M	7 PM
*Maine at Northeastern	12:30 PM
*Massachusetts at Delaware	1 PM
*New Hampshire at Hofstra	1 PM
*Villanova at Towson	1 PM
VMI at Richmond	3 PM

*Atlantic 10 Conference Game

W&M'S ATLANTIC 10 RANKING

Total Offense	6th	411.2
Passing Offense	6th	228.2
Rushing Offense	4th	183.0
Scoring Offense	2nd	37.6
Pass Efficiency	3rd	150.9
Third-down Conversion	3rd	45.6 (47-103)
Fourth-down Conversion	2nd	75.0 (6-8)
Red Zone Offense	1st	.889 (32-36)
Sacks Against	7th	16
Total Defense	9th	387.2
Passing Defense	11th	243.8
Rushing Defense	7th	143.5
Scoring Defense	T-7th	23.8
Pass Defense Efficiency	8th	128.1
Sacks	T-8th	16
Red Zone Defense	9th	.800 (20-25)
Turnover Margin	T-1st	1.00
Net Punting	3rd	36.2
Kickoff Returns	T-7th	18.6
Punt Returns	2nd	11.3
Kickoff Coverage	9th	19.3
Penalties	1st	31.4
Field Goals	T-6th	.667
PAT Kicking	2nd	.974
Time of Possession	5th	30:27

W&M INDIVIDUALS IN THE A-10 TOP 10

Rushing	Brooks	4th	97.1
Pass Efficiency	Phillips	3rd	164.2
	Potts	6th	138.6
Receptions/Game	Nicholas	T-8th	5.00
Receiving Yards/Game	Nicholas	9th	75.0
All Purpose	Brooks	7th	118.1
Scoring	Kuehn	3rd	8.4
	Brooks	4th	8.2
Scoring (Kick)	Kuehn	1st	8.4
Scoring (TDs)	Brooks	3rd	8.2
Kick Retrun AVG	Cason	4th	23.8
Punt Return AVG	Lustig	4th	9.2
FG AVG	Kuehn	4th	1.25
PAT Pct.	Kuehn	2nd	97.4
Punting	Pritchard	4th	40.5
Interceptions	Cason	T-2nd	3
	Shaw	T-7th	2
	Allen	T-7th	2
	Nickell	T-7th	2
Tackles/Game	Rutter	6th	9.8
Sacks	Watson	4th	6.0
Tackles for loss	Watson	5th	9.0
Fumbles Forced	Watson	T-3rd	2
	Pendleton	T-3rd	2
	Nickell	T-3rd	2
Passes Defended	Cason	10th	7

WILLIAM AND MARY GAME NOTES

Game 9 - vs. James Madison - Nov. 5, 2005

TEAM NOTES

For Starters: The Tribe and Dukes will meet for the 28th time in what has become one of the state's most hotly contested rivalries. The stage will be a grand one, as a capacity crowd will be on hand with both squad's postseason aspirations on the line. Making it even more noteworthy will be the fact that the game will mark the first regular season night game in the 70-year history of Zable Stadium played under W&M's brand-new, state-of-the-art permanent lighting system.

A Win Over James Madison Would ...

- Secure the College's 19th winning season in the last 23 years.
- Stand as the 13th-straight year the Tribe has won at least four conference games and finished with no worse than a .500 league mark. Every other current A10 team has suffered at least one losing conference season since the Tribe joined the league in 1993.
- Avenge the Tribe's last two home losses, which came at the hands of JMU, including last season's 48-34 defeat in the national semifinals on Dec. 10, and the last regular season home loss, a 24-17 defeat on Oct. 18, 2003. JMU is the only team to defeat the Tribe at Zable Stadium in W&M's last 14 home games.
- Extend the Tribe's regular season home winning streak to 11 games. W&M is 3-0 this season.
- Avoid being removed from the playoffs, or playoff contention, by JMU for the third time in four seasons. The Dukes ended the Tribe's 2004 season in the national semifinals. In 2002, the College entered the second to last week of the season tied for the conference lead at 4-2, 6-3 overall, and the Tribe was dealt a playoff crushing, 34-31, overtime loss in Harrisonburg.

Task at Hand: With three games remaining, the College sits with a 5-3 (3-2 A10) mark. History suggests the College needs to run the table to earn an at-large bid to the NCAA Playoffs, which could also keep W&M in the mix for the A10 regular season crown. With three teams with just one conference loss (UMass, New Hampshire and Richmond) however, the Tribe's best postseason chances are with an at-large bid.

Since UMass won the league's first of three National Titles in 1998, only three A10 teams have finished with an 8-3 record and failed to make the NCAA postseason. Of those three teams not to make the national tournament, two had all three of its losses in conference play (Northeastern, 8-4 overall, 6-3 in A10 in 2003; UMass, 8-4 overall, 6-3 in A10 in 2002). The third team (Villanova, 2001) had one of its three losses against a Division II squad, Lock Haven, and was one of four teams in the conference that finished 8-3 overall and 7-2 in league play.

Daunting Task: The Tribe's three remaining contests feature three of the program's biggest rivals, as James Madison, Delaware and Richmond all hold a rich and competitive history with the College.

In the 12 years the College has competed in league play, the Tribe has beaten all three teams only once in the same year (2001).



Senior James Miller returns an INT 80 yards for a TD Saturday at Villanova. It was W&M's longest since Darren Sharper's 88-yard INT return for a TD against JMU in 1996.

The Bright Side: There is some positive history to draw upon as the Tribe faces the difficult stretch run. In the 12 seasons since starting conference play, the Tribe has finished with three-straight wins on six occasions.

The program has been particularly tough in November over the last four regular seasons, as it has recorded a 10-3 mark in the month during the span. All three of the losses came during the 2002 season, which saw the College go 1-3 to end the year.

All four of the Tribe's playoff seasons since joining the conference in 1993 have featured unbeaten Novembers.

Did You Know?: The 2005 season will mark the first time that W&M has hosted both Delaware and James Madison in Zable Stadium in the same regular season.

Another First: With James Madison having made a visit to Zable Stadium to end the Tribe's 2004 season, the Dukes' 2005 appearance in Williamsburg marks the first time since the start of the 27-game series that the two teams will play back-to-back games in the same stadium as JMU visited the Tribe in both the 1978 and 1979 seasons.

Poll Watching: On the heels of Saturday's loss at Villanova, W&M slipped seven spots to No. 16 in this week's Sports Network Top 25. A week ago, W&M re-entered the top 10 at No. 9. The Tribe also fell to No. 18 in the ESPN/USA Today coaches poll. W&M has now been ranked in 19 consecutive polls dating back to Oct. 4 of last season, including the 2004 final rankings and the 2005 preseason. With its 42-10 win over No. 1 New Hampshire, the Tribe is now 7-2 in its last nine games vs. ranked opponents.

No Place Like Home: Traditionally, the College has held a very solid home field advantage. But, the 2005 season has taken that advantage to an entirely new level. The following is a closer look at some of the staggering numbers W&M has posted

in the not-so-friendly, to opponents, confines of Zable Stadium.

Over the three home contests of 2005, William and Mary has ...

- Run out to a 3-0 record, playing teams which held a combined record of 10-4 before coming to Williamsburg, including a then No. 1 ranked and unbeaten New Hampshire squad.
- Outscored its three opponent's by a combined score of 142 to 23.
- Rushed for 750 yards and 12 TDs on 150 attempts (5.0 yds/attempt), while the opposition has gained just 135 yards and scored one rushing TD on 79 attempts (1.78 yds/carry).
- Recorded 11 sacks (-66 yards) while yielding just two (-7 yards).
- Completed 49 of its 68 passing attempts (.721) for 629 yards and five scores, while collecting five INTs and allowing just one TD via the air in 118 total opponent attempts.
- Turned in a +6 turnover margin (eight gained, just two lost).
- Scored in all 12 quarters, including three 21-point quarters.
- Not allowed a second half point.
- Attempted just 23 total passes after halftime.
- Punted a total of just six times, all of which came against New Hampshire.

With the Tribe's 44-13 win over Towson, the College extended its regular season winning streak at Zable Stadium to 10 games. James Madison is the last team to defeat the College in Williamsburg (both in the regular season - 24-17 in 2003; and during last season's NCAA Division I-AA Playoffs - 48-34).

During this recent 10-game regular season surge, the Tribe has recorded double-digit wins on

seven occasions and has won by less than a touchdown only once (the 38-35 OT win vs. Northeastern last season).

Did You Know?: William and Mary's defense has registered nearly as many return yards on interceptions (134) over three home games as its three opponent's combined rushing total (141). Ryan Nickell's 72-yard interception return for a touchdown against Towson equals the number of rushing touchdowns yielded in the three home contests

Did You Know II?: W&M's four interception returns for touchdowns are the most in a season under Laycock, and the Tribe's four defensive touchdowns are the most scored in a season in Laycock's 26-year tenure.

W&M's previous season-high for touchdowns scored on interception returns was two (2002, 1995, 1994), while the Tribe notched three defensive touchdowns in a season on only two other occasions (2003, 1994).

Did You Also Know?: W&M's five non-offensive touchdowns, including Stephen Cason's kickoff return against UNH on Oct. 8, is the highest single-season total under Laycock.

In 2003, W&M scored four non-offensive touchdowns (three defensive, one punt return), and the Tribe also accomplished the feat in 1994, also on three defensive scores and one punt return for a touchdown.

Alternate Fuel Source?: W&M has now scored at least one defensive touchdown and one special team's touchdown in three consecutive seasons. The Tribe has accounted for at least one non-offensive touchdown in 13 of the last 14 seasons, with the only miss coming in 2000.



A10 PREDICTED ORDER OF FINISH

NORTHERN	SOUTHERN
1. Massachusetts (12)	1. James Madison (16)
New Hampshire (14)	2. Delaware (6)
3. Hofstra (4)	3. William & Mary (6)
4. Maine	4. Villanova (2)
5. Northeastern	5. Richmond
6. Rhode Island	6. Towson

(first place votes)

LAST WEEK'S RESULTS (10/29)

- *Villanova 35, William and Mary 21
- *Maine 25, Delaware 15
- *Hofstra 38, Rhode Island 24
- *New Hampshire 34, Massachusetts 28
- *Richmond 18, James Madison 15
- Northwestern State 14, Northeastern 12

LAST WEEK'S A10 PLAYERS OF THE WEEK

OFFENSE: David Ball, UNH, WR
 DEFENSE: Allyn Bacchus, VU, FS & Bruno Dorismond, UM, DT
 SPECIAL TEAMS: Anthony Dabney, UR, LB
 ROOKIE: Liam Coen, UMass, QB

A10 IN THE NATIONAL POLLS

Sports Network (10/31)	ESPN/USA Today (10/31)
2. New Hampshire	2. New Hampshire
8. Massachusetts	9. Massachusetts
16. William and Mary	18. William and Mary
23. Richmond	22. Richmond

TOP 10 CAREER A-10 COACHING VICTORIES

(Through 10/29)

1. Bill Bowes (UNH, 1972-98)	97
2. "Tubby" Raymond (UD, 1966-01)	89
3. Andy Talley (VU, 1985-)	83
4. Jimmie Laycock (W&M, 1993-)	68
5. Jim Reid (UMass, 1986-91, UR, 95-03)	61
6. Jack Cosgrove (UM, 1993-)	44
7. Tom Jackson (UC, 1983-93)	42
8. Hal Westerman (UM, 1951-66)	41
Vic Fusia (UMass, 1961-70)	41
10. Bob Griffin (URI, 1976-92)	37

Acitve Coaches in Bold

ALL-TIME CONFERENCE STANDINGS

(Through 10/29)

Team	Conf. Record	Pct.
Delaware	109-49-0	.690
William & Mary	68-35-0	.660
Massachusetts	206-119-4	.632
<i>Connecticut</i>	<i>158-115-10</i>	<i>.576</i>
Villanova	83-61-0	.576
James Madison	53-51-0	.510
New Hampshire	168-162-10	.508
Hofstra	19-21-0	.475
<i>Boston U.</i>	<i>143-177-7</i>	<i>.448</i>
Maine	147-186-7	.443
Richmond	65-94-0	.409
Northeastern	41-63-0	.394
Rhode Island	120-218-7	.358
<i>Vermont</i>	<i>27-63-2</i>	<i>.304</i>
Towson	2-11-0	.154

Former members in italics

THE LAST MEETING

#8 James Madison 48, #6 William and Mary 34

WILLIAMSBURG, VA (12/10/04) - Senior All-American quarterback Lang Campbell threw for 315 yards and three touchdowns on 30-for-39 passing, but eighth-ranked James Madison defeated sixth-ranked William and Mary, 48-34, in the semifinals of the 2004 NCAA I-AA Football Championship in front of a Friday night sellout crowd at Zable Stadium.

After spotting the Dukes a 21-0 first-quarter lead, Campbell rushed for a score and threw a 9-yard TD pass to redshirt freshman Joe Nicholas and All-American Greg Kuehn kicked a pair of field goals, including a 42-yarder as time expired in the first half, to cut the deficit to 21-20 at the break.

W&M kept the momentum going to start the third, as Campbell hit senior All-American wide receiver Dominique Thompson on a 7-yard strike to give the Tribe its first lead, 26-21. The advantage was short-lived however, as JMU engineered a two-play scoring drive on its next series and took advantage of two costly Tribe turnovers to reel off 27-straight points en route to the victory.

Campbell completed the most prolific season by a W&M quarterback with his school-record 30th TD pass late in the fourth, a 4-yard connection with senior John Pitts. Campbell set season marks for passing yards (3,988), total offense (4,305), completions (298) and touchdown passes.


Thompson extended his school-record for receiving yards in a season to 1,585 and established a new standard for receptions in a season (79) with eight catches for 96 yards against the Dukes.

Despite the loss, the 2004 campaign proved to be one of the most successful in W&M history, as the Tribe won 11 games and advanced to the national semifinals for the first time.

	1	2	3	4	Final
#8 James Madison	21	0	20	7	48
#6 William and Mary	0	20	6	8	34

Scoring Summary

Qtr	Team	Score	Time
1st	JMU	Hines 27 run (Rabil kick)	12:32
	JMU	Harris 19 pass from Rascati (Rabil kick)	6:08
	JMU	Kent 69 INT return (Rabil kick)	4:02
2nd	W&M	FG Kuehn 27	13:38
	W&M	Campbell 2 run (Kuehn kick)	6:20
	W&M	Nicholas 9 pass from Campbell (Kuehn kick)	2:14
	W&M	FG Kuehn 42	0:00
3rd	W&M	Thompson 7 pass from Campbell (pass failed)	11:37
	JMU	Boxley 34 pass from Rascati (pass failed)	11:00
	JMU	Iorio 4 run (Rabil kick)	4:24
	JMU	Bolton 13 pass from Rascati (Rabil kick)	2:45
4th	JMU	Banks 1 run (Rabil kick)	8:01
	W&M	Pitts 4 pass from Campbell (Campbell rush)	1:21



Payton Award winning QB Lang Campbell threw for 315 yards and three TDs vs. JMU last season in the playoffs.

MEDIA CENTER

WILLIAM AND MARY ON THE RADIO

Stretching over 150 miles across Virginia, the William and Mary radio network is the gateway to all of the Tribe's football action over the air. Veteran broadcast team Jay Colley (play-by-play) and Bob Sheeran (color) will once again relay the excitement of Tribe football over the airways on Saturdays. In addition to your local stations, all Tribe football and men's basketball games can be heard via the W&M athletics web site, www.TribeAthletics.com.

W&M Radio Network Affiliates

WMBG	740 AM	Williamsburg
WSRV	92.3 FM	Williamsburg
WBRG	1050 AM	Lynchburg
WTOX	1480 AM	Richmond

You can also catch head coach Jimmye Laycock each Tuesday morning from 7:40 a.m. to 8:00 a.m. on Mornings with Big Al on Richmond's WXGI ESPN 950 AM.

A-10 COACHES CONFERENCE CALL

Every Monday, the A-10 will conduct a teleconference from 10 a.m.-12:10 p.m. (eastern time) with each of its head football coaches. Each coach will have a ten-minute slot to discuss his team and answer questions from the media. Members of the media are strongly encouraged to participate. For the access number, call Pete Clawson (757) 221-3369.

W&M WEEKLY PRESS CONFERENCE

A press conference with head coach Jimmye Laycock will be held Tuesday's prior to a Saturday game at noon at the Hospitality House in Williamsburg. Interviews with players will follow the luncheon. Please confirm your attendance with Pete Clawson at least 24 hours in advance at (757) 221-3369 or pmclaw@wm.edu.

10:00	Atlantic 10 Update
10:10	Dave Clawson, Richmond
10:20	Jimmye Laycock, W&M
10:30	Andy Talley, Villanova
10:40	Rocky Hager, Northeastern
10:50	Mickey Matthews, JMU
11:00	Jack Cosgrove, Maine
11:10	Don Brown, Massachusetts
11:20	Tim Stowers, Rhode Island
11:30	K.C. Keeler, Delaware
11:40	Sean McDonnell, UNH
11:50	Joe Gardi, Hofstra
12:00	Gordy Combs, Towson

A-10 PRESS BOX PHONE NUMBERS

Delaware	302-831-6199/302-831-2186
Hofstra	516-463-5247
James Madison	540-568-6521
Maine	207-581-1049
Massachusetts	413-545-3550
New Hampshire	603-862-2585
Northeastern	617-566-5956
Rhode Island	401-874-4616
Richmond	804-355-6110
Towson	410-704-3102
Villanova	610-519-5290
William & Mary	757-221-3414

Milestone: The win over Towson stood as the 175th in Laycock's 26-year career at the top of the program.

In his 292 career games, Laycock currently sports a 175-115-2 record, making him the winningest coach in school history.

The College has now posted 23 consecutive seasons with five, or more, wins. While five wins may not sound all that impressive, consider that in just the last 12 years (since 1993), every current member of the Atlantic 10 has experienced at least one season of four or less wins.

A Winner: William and Mary Head Coach Jimmye Laycock enters this Saturday's contest as the A10's active career leader in conference winning percentage, sporting a mark of .648 (68-35). Delaware's K.C. Keeler is second, as he has fashioned a .645 winning clip (20-11) in his four seasons at the helm of the Blue Hen program.

Selfish: Despite being one season removed from setting the NCAA's 11-game single season record for fewest turnovers (7), the Tribe has actually improved its turnover margin from a season ago. The biggest factor for this has been a defense that is among the league's finest in forcing turnovers. The team's 20 forced miscues already surpassed the team's 14-game total of 19 from a year ago. By allowing just 12 turnovers, the Tribe is tied for the conference lead, and tied for fifth nationally, with a +8 turnover margin, an average of 1.00 a game.

Did You Know?: The 20 turnovers (14 interceptions) the Tribe's defense has produced is the second highest mark in the league. The 14 interceptions lead the conference, as do the Tribe's four defensive scores, all of which have been interception returns.

THE W&M-JMU SERIES

Pulling Rank: Including Saturday's contest, at least one team has carried a national ranking 10 times in the team's last 13 meetings since 1993, when both joined the league. They have met a total of five times when both teams have held top 25 national rankings. The programs met twice in 2004 and both games saw the two teams ranked inside the national top 10.

Over the course of the last nine games where one, or both of the teams have been ranked, the higher ranked squad has won six of the nine times. Interestingly, two of the three upsets came last season. In the first meeting, 10th-ranked W&M recorded the upset when it defeated fourth-ranked JMU, 27-24, in Harrisonburg on Nov. 13. The then eighth-ranked Dukes returned the favor by defeating sixth-ranked W&M in the national semifinals on Dec. 10.

Close as it Gets: The last four regular season games in the series have been decided by seven points or less. In fact, in the 12 previous regular season games the two have played as conference opponents, only one has been decided by more than 14 points, a 33-7 JMU win in 1994.

Less is More?: The team with fewer total yards total yards of offense has won the last four games in the series. In the Tribe's last-second victory in Harrisonburg last season, James Madison out-gained the Tribe, 425 total yards to 378. This marked the only time in the history of the series the Tribe was able to prevail with fewer total yards, while James Madison has managed to manufacture wins despite producing less total yards a total of four times.



Redshirt freshman QB Jake Phillips ranks third in the A10 in pass efficiency (164.2). Phillips has passed for nine TDs on the season and rushed for five more.

The latest example would be the national semifinal contest, which saw the Dukes produce 48-34 win while being out-gained by over 100 yards by W&M, 453 to 350.

Did You Know?: As stated previously, James Madison is the last team to defeat the College in Zable Stadium during the regular season as well, as the Dukes came to Williamsburg and pounded out a 24-17 win in 2003. Since that game, the Tribe has reeled off 10-straight regular season home wins.

In 13 years as a member of the Atlantic 10 Conference, the Tribe's home field advantage has been as strong as any in the league, as the College owns a 41-14 edge in games played against league opponents in Zable, including playoffs. But, of those 14 losses, four have come at the hands of the Dukes, the most of any conference opponent.

Inside the Numbers: On the whole, in the 12 regular season games the two teams have played as conference opponents, James Madison has won seven. Statistically, the numbers are as follows:

Averages	JMU	WM	WM Overall*
Points	24.7	22.0	28.8
Total Offense	310.0	369.2	404.8
Pass Yards	132.0	206.0	241.0
Rush Yards	178.0	160.0	164.1

* - average for William and Mary offense all games during same 12-year span.

Overall in the 12-game span, James Madison is an impressive +11 vs. W&M in turnovers gained, as it has forced 25 turnovers, including 14 interceptions, and yielded 13 with just six interceptions.

Staying True to History: This season's edition of the W&M-JMU series will stay consistent with the recent history of this in-state rivalry. W&M holds a statistical advantage on the offensive side of the ball gaining 411.2 yards per game to James Madison's 403.4, while JMU continues to boast the tougher defense on paper, allowing 266.5 yards of offense per game, compared to William and Mary's 387.2.

TEAM OFFENSIVE NOTES

Big Numbers: Despite scoring a season-low 21 points in the loss at Villanova, the Tribe season scoring average remains at an impressive 37.6 points a contest. This average is second in the A10 behind New Hampshire's 40.8 average and is 10th nationally.

The Tribe has scored 40-plus points in all five of its victories on the season and has outscored its opposition by a count of 227 to 71 in those games.

Record Numbers: By scoring 44 points in the win over Towson on Oct. 22, the 2005 Tribe squad tied the school record for consecutive games with 40-plus points with four.

The record for 40-plus points in a season is six held by both the 1946 and 1993 squads. The Tribe currently has been over the 40-point barrier five times this season.

No team in the College's history has ever scored more points over the first six games of the season than the 280 put on the board this season.

The Tribe's record for single-season scoring average is 36.8, set in 1993.

While on the Subject: Laycock has guided the Tribe to a total of 45 career 40-plus point outings in his 292 games as the College's head coach, a number that represents more than 15% of his total games.

By comparison, the College had seen only 12 total 40-plus point outings in the 30 seasons prior to Laycock taking the reigns of the program in 1980.

Did You Know?: Over the last 25 games, dating back to the last three games of the 2003 season, the Tribe has scored 35, or more, points 17 times. In this same span, the College's 9-7 win at New Hampshire in 2004 is the only game the team has failed to reach at least 21 points.

The Tribe's record over this span is 19-6.

For What Its Worth: The Tribe has scored points of some variety in 30 of the 35 total quarters on the season.

Seeing Red: One of the hallmarks of the Tribe offense over the last several years has been its remarkable consistency in the red zone. Currently, the College is the league's most efficient squad in converting inside the opponent's 20-yard line. After registering four touchdowns and a field goal in five trips into the 'zone' vs. Towson, the Tribe has now turned 32 of its 36 red zone opportunities (.889) into points, including 27 touchdowns.

While only New Hampshire has had more red zone opportunities (38), the Tribe's 27 red zone touchdowns are a league high, as a league-best .750 of its ventures inside the 20 found paydirt.

The ability to find the end zone paid its largest dividends in the extra frames against Northeastern, as the Huskies were forced to settle for a field goal on its second of two overtime possessions, while the Tribe found the end zone on both.

There was a very similar pattern in the Tribe's success over then top-ranked UNH. The Wildcats came into the game featuring the league's stingiest red zone defense, but at the end of the day it was W&M's ability to finish drives, as five of six ventures inside the UNH 20 yielded touchdowns, and its defense's success in keeping New Hampshire out of the end zone, as UNH converted just two of its five opportunities, that helped pave the way for the upset.

INDIVIDUAL OFFENSIVE NOTES

A Kick from History: Already the school's record holder for career points (328), senior All-American place-kicker Greg Kuehn is just one field goal shy from tying Steve Christie's school record of career field goals (57).

A three-time all-conference selection and reigning league Special Teams Player of the Year, Kuehn has converted 10 of his 15 field goal attempts on the season and is a perfect 4-for-4 from beyond 40 yards. His 10 field goals tie him for the second highest mark in the conference. His average of 8.4 points per game leads the league's kickers and is third among all A10 players.

For the Tribe faithful, nothing has become so automatically taken for granted than the point after touchdown, as Kuehn has all but taken the drama out of the task, hitting on 37 of his 38 attempts this season and an impeccable 160 of his 165 (97%) for his career.

The following are just some bullet point highlights of what has been a remarkable four-year career for the Potomac Fall, VA native.

- His 328 career points is the fourth-highest total among all kickers in NCAA Division I-AA history. He already is the A10's all-time leader in points by a kicker, surpassing former Tribe great Brian Shallcross, who amassed 272 points between the 1994-97 seasons. The Tribe was not in a league during Christie's playing career, so he passed Christie's previous school career record of 279 points, set between the 1985-89 seasons, by hitting for three field goals at Rhode Island earlier this season.

- With 56 field goals in his 82 career attempts (68%), his next successful three-pointer will tie him for ninth on the NCAA's all-time career listings. The NCAA career record for field goals is 72, set by Nevada's Marty Zendejas' between the 1984-88 seasons.

- Kuehn already has become the Atlantic 10 Conference's all-time leader in career field goals this season, as his total of 56 broke Hofstra's Chris Onarato's one-year old record total of 50, set between the 2000-04 seasons.

- Kuehn has been strikingly consistent in his three-previous years as the team's starting place-kicker, as he has never hit on less than 67% of his field goal attempts in any single season. He has a career conversion rate of 68% (56 of 82).

- His conversion rate on extra points is even more impressive, as he has knocked through 98% of his career attempts (160 of 165), including 138 of the last 140.

- With 37 extra-points already this season, he moved his career total to 160 and is second on the league's all-time listings [former Delaware kicker Sean Leach holds the record with 167]. His fourth extra-point vs. VMI in the season's second game moved him past Shallcross and into first place on the Tribe's career PAT listings.

- He already is the College's career record holder for consecutive extra points, as he had run up 99-straight PATs without a miss until hitting the upright in the team's NCAA Quarterfinal win over Delaware.

- He has made three field goals in one game on two separate occasions this season and has accomplished the feat eight times on his career.

Lucky Sevens: With the College in passing situations for most of Saturday's game at Villanova, junior tailback Elijah Brooks was limited to just 14 carries and 78 yards. While this output was well below his season rushing average, Brooks did push his season rushing total to a neat 777 yards on 164



Senior WR Josh Lustig brings in a 37-yard TD catch at Villanova Saturday. Lustig is second on the squad with 30 receptions for 386 yards and three TDs.

carries.

With three games remaining, Brooks would need to average just over 74 yards a contest to become the first Tribe back in eight years to break the 1,000-yard barrier. Hameen Ali ('01) is the last Tribe back to turn the trick, as he gained 1,022 over 11 games in 1998.

Brooks' 777 yard total through eight games already stands as the third highest single-season rushing total since 2001 behind 2005 graduate Jon Smith's 838-yard and 784-yard seasons in 2002 and 2004, respectively.

The following is a quick look at some of Brooks' accomplishments to this point in the season:

- With 777 rushing yards and an average of 97.1 yds/game, Brooks currently is fourth in the league in yards per game. He passed his entire 14 game rushing total from 2004 (661 yards) by week six.
- His nine rushing TDs on the season is third in the league, while his average of 8.2 points/game is fourth overall in the conference. He currently is 16th nationally.

- With 135 yards and four TDs on a career high 32 attempts vs. New Hampshire, Brooks earned the league's Offensive Player of the Week honors for the first time in his career.

- Brooks' also has contributed 168 yards receiving on 19 catches this season and his average of 118.1 all-purpose yards a contest ranks him seventh in the league.

Did You Know?: That Brooks' 11 touchdowns, including two receiving, in the first five games of the season was the most prolific scoring stretch for the College since Robert Green (1988-91) scored 12 in the five games between the fifth and ninth contests of the 1990 season.

Extra Effort: 'Determined' would be one of the first words used to describe Brooks' running style, as the 5-9, 210-pound product of DeMatha High (MD) seems to prefer the direct approach when attacking defenses. Perhaps no stat reflects this better than his yards after contact.

In the Tribe's upset win over New Hampshire, Brooks rolled to 92 of his 135 total rushing yards after being hit for the first time, breaking 17 total tackles along the way. Against Northeastern, 59 of

**SPORTS NETWORK I-AA TOP 25
OCTOBER 31, 2005**

Team (First Place Votes)	2005 Record	PR
1. Furman (61)	7-1	2
2. New Hampshire (25)	7-1	4
3. Hampton (23)	8-0	3
4. Montana (2)	6-2	5
5. Southern Illinois (1)	6-2	8
6. Western Kentucky	6-2	1
7. Appalachian State	6-2	12
8. Massachusetts	6-2	7
9. Coastal Carolina	7-1	13
10. Texas State	6-2	6
11. Eastern Washington	5-3	14
12. Montana State	5-3	15
13. Lehigh	6-2	16
14. Georgia Southern	6-3	19
15. Youngstown State	7-2	11
16. William and Mary	5-3	9
17. Northern Iowa	5-3	21
18. Cal Poly	5-3	10
19. Grambling State	6-1	22
20. South Carolina State	6-2	23
21. UC Davis	5-3	NR
22. Brown	6-1	NR
23. Richmond	5-3	NR
24. North Dakota State	5-3	NR
25. Eastern Illinois	6-2	NR

**ESPN/USA TODAY I-AA TOP 25
OCTOBER 31, 2005**

Team (First Place Votes)	2005 Record	PR
1. Furman (23)	7-1	2
2. New Hampshire (7)	7-1	4
3. Hampton (12)	8-0	3
4. Montana (1)	6-2	7
5. Southern Illinois (1)	6-2	9
6. Western Kentucky	6-2	1
7. Appalachian State	6-2	12
8. Coastal Carolina	7-1	13
9. Massachusetts	6-2	6
10. Eastern Washington	5-3	15
11. Texas State	6-2	5
12. Montana State	5-3	14
13. Lehigh	6-2	16
14. Northern Iowa	5-3	22
15. Georgia Southern	6-3	20
16. Grambling	6-1	23
17. Youngstown State	7-2	11
18. William and Mary	5-3	8
19. Cal Poly	5-3	10
20. South Carolina State	6-2	24
21. UC Davis	5-3	NR
22. Richmond	5-3	NR
23. Brown	6-1	NR
24. Eastern Illinois	6-2	NR
25. North Dakota State	5-3	NR

W&M IN THE RANKINGS IN 2005

Week	Sports Network	ESPN-USA Today
Pre.	9	9
Sept. 5	11	--
Sept. 12	7	7
Sept. 19	16	16
Sept. 26	19	17
Oct. 3	17	17
Oct. 10	11	11
Oct. 17	12	9
Oct. 24	9	8
Oct. 31	16	18
Nov. 7		
Nov. 14		
Nov. 21		
Final		

his 89 yards came after shaking the first defender.

For the season, the Tribe coaching staff has it figured that 425 of his 777 total rushing yards have come after breaking at least one tackle.

Growing Pains: Quarterback Jake Phillips had what was easily the roughest day of his short career behind the helm of the Tribe's offense in Saturday's loss at Villanova. Coming into the game, the steady redshirt freshman had piloted the Tribe to scores on 13 of 14 possessions over the previous two games. But a spirited Wildcat defense quickly ended that streak, as they stopped the first Tribe drive of the evening by recording a sack on the team's first third down attempt. Villanova's ability to apply pressure was a common theme on the evening, as Phillips was dropped three times on the contest, and forced out of the pocket and into hurried throws at least another half dozen times. The disruptive performance lead to Phillips finishing the game with just 13 completions in 33 attempts for 137 yards. He did connect with senior wide out Josh Lustig for a 37-yard touchdown, but also threw his first two interceptions in over 70 attempts.

This performance came one week after he had accounted for 241 total yards and was responsible for three touchdowns in helping lead an efficient and mistake free Tribe offense to a 44-13 win vs. Towson. In what as his first league start, and just the second of his young career, Phillips hit on 16 of his 21 passes for 202 yards and one TD. The Warm Springs, VA product also ran for an additional 39 yards on 10 attempts and scored two rushing touchdowns.

Phillips has now seen action in seven of the eight games this season and has thrown at least one TD pass in each appearance. While his numbers still remain somewhat skewed by his relatively limited playing time, the following is a look at some of the more noteworthy achievements he's put together through just seven games:

- Of his nine TD passes this season, eight have been from 19 yards, or longer. His shortest scoring strike is the 13-yard pass he connected on with Joe Nicholas to start the scoring vs. Towson.
- His QB efficiency rating of 164.2 is currently third in the conference and eighth in the nation.
- His five rushing touchdowns and 171 positive yards (without yards loss due to sacks) ranks him second and fourth on the squad, respectively.
- Has earned the league's Rookie of the Week honor on two occasions this season (at VMI and at Northeastern) and has also been named league's Offensive Player of the Week (at Northeastern).
- Has just three interception in his 111 attempts on the year.

Special Day: Phillips earned the league's Offensive and Rookie of the Week honors for playing a critical role in helping the Tribe rally for a remarkable 21-point fourth quarter comeback in the Tribe's 44-41 double overtime win at Northeastern (Oct. 15).

With W&M trailing 31-10, Phillips entered the game with just under six minutes remaining in the third quarter and rallied the Tribe to a 44-41 double-overtime victory, throwing for four touchdowns and taking in the game-winning score from eight yards out in the second extra period.

Phillips completed his first eight throws and went on to complete 16-of-18 attempts for 231 yards and three touchdowns, all of which came in the fourth quarter, in regulation to force overtime, before tossing a 20-yard touchdown pass in the first overtime and running for the game-winner in the second extra frame. He finished the day 18-for-20 for 256 yards and four touchdowns, both career-highs,



Junior TE Matt Trinkle has a career-high 20 receptions this season for 142 yards, ranking as the Tribe's third-leading receiver.

and added 32 yards rushing on nine attempts. Phillips had scoring passes of 30, 22, 27 and 20 yards, becoming the first Tribe quarterback to throw for four touchdowns in a game since Lang Campbell ('05) accomplished the feat against Richmond in last year's regular season finale.

The performance was the third of four times this season that Phillips passed and ran for at least one score, having also done it against VMI, Liberty and Towson.

The following are just a few highlights from Phillips' performance at Northeastern.

- By completing 18 of his 20 total attempts (.900), he established the school's single-game record for completion percentage for a QB (with a minimum of 20 attempts).
- His 231 yards passing in the fourth quarter on 16-for-18 passing smashes the school's single quarter record for passing yards, which was held by 2004 Payton Award winner, Lang Campbell, who passed for 159 yards in the first quarter of the Tribe's 31-28 loss at Delaware last season.
- With touchdown passes of 30, 22 and 27 yards in the fourth quarter, he became just the third quarterback in W&M history to throw for three TDs in a single quarter, matching the accomplishments of Campbell (vs. UD in '04) and Shawn Knight (vs. Maine in '93)
- The total of 256 passing yards ranks as the third highest single-game total for a freshman, trailing only a pair of gems by David Corley in 1999 (259 yards vs. James Madison and 258 yards vs. Villanova).
- Phillips' four TD passes also ties Corley for the Tribe's single-game record for a freshman, a feat Corley accomplished twice (as do his five total TDs responsible for).

Talented Tight Ends: Junior tight end Matt Trinkle's 6-5, 250-pound frame makes him an easy target for the Tribe's quarterbacks to find and his soft hands and ability to advance the ball up the field make the perfect compliment. Along with senior TE Adam Bratton, the Tribe has one of the most formidable sets of tight ends in the conference.

Both Trinkle and Bratton have the physicality to be an asset at the point of attack, and the athletic-

cism to make plays down field.

Through eight games, Trinkle has amassed a career-high 20 receptions for 142 yards, while Bratton has accounted for 170 receiving yards on just 11 catches. The combined 31 receptions for 312 is amongst the highest production of any tight end combination in the conference.

TEAM DEFENSIVE NOTES

Protecting the House: Through three home games, no opponent has scored on the Tribe in the second half at Zable Stadium this season, while W&M has allowed just 23 total points in three home games. The Tribe has allowed a total of 332 yards in the second half at home this season, an average of 110.6 per game. However, W&M has yielded a net rushing total of 4 yards in the second half this season. Liberty had a net of minus-17 yards rushing on Sept. 24, while UNH, the nation's top-ranked total offense at the time, managed 12 rushing yards in the second half on Oct. 8, before Towson gained a net of five yards on Oct. 22.

Here is a closer look at the defense's work in the second half at home this season:

- Opponents are averaging 7.7 points per game at Zable Stadium this season.
- W&M is allowing an average of 288.3 total yards per game at Zable Stadium.
- Opponents have a net rushing total of 135 yards at Zable Stadium, an average of 45.0 yards rushing per game.
- No opponent has scored on the Tribe in the second half in Williamsburg.
- Only one team, Towson (5), has managed a positive rushing net in the fourth quarter at Zable Stadium; Liberty minus-1, UNH minus-1.
- W&M has surrendered a total net of 4 yards rushing in the second half this season at Zable.

Rare Occurrence: The Tribe's two defensive touchdowns in Saturday's 35-21 loss at Villanova marked just the second time in Laycock's 26-year tenure that W&M scored two defensive touchdowns in a game. The last time the Tribe scored twice on defense was on Sept. 3, 1994, in a 38-17 win at Rhode Island, when Stefon Moody returned a fumble two yards for a touchdown and Darren Sharper had a 34-yard interception return for a score.

In fact, Saturday's game also marked just the third time under Laycock that W&M was even involved in a game that featured two defensive touchdowns, with the only other occurrence coming in a 26-21 loss to JMU on Oct. 12, 1996, when Sharper returned an interception 88 yards for a touchdown, before JMU's Tony Jordan returned the favor in the third quarter with a 94-yard interception return for a score.

Point Producers: W&M's two defensive touchdowns on Saturday brought the Tribe's season total to four defensive scores, the highest single-season total ever recorded under Laycock.

The last time W&M scored three defensive touchdowns in a season was 2003, when Travis McLaurin and Adam O'Connor each scored on fumble recoveries and James Miller scored on an interception return. In 1994, the Tribe also scored three defensive touchdowns, which included Moody's and Sharper's touchdowns at URI, and another Sharper interception return for a touchdown at Villanova on Oct. 29.

W&M's four interception returns for touchdowns this season are a school record under Laycock, as the Tribe had previously scored on two interception returns in a season three other times

(2002, 1995, 1994).

Here is a quick look at the Tribe's last 10 defensive touchdowns:

Date	Opp.	Score
10/29/05	VU	J. Miller 80-yard INT return
10/29/05	VU	Tre. McLaurin 14-yard INT return
10/22/05	TU	R. Nickell 72-yard INT return
9/10/05	VMI	S. Cason 57-yard INT return
12/10/04	UD*	S. Cason 62-yard INT return
11/22/03	UR	J. Miller 77-yard INT return
10/25/03	URI	A. O'Connor fumble recovery in end zone
9/13/03	VMI	Tra. McLaurin 28-yard fumble return
10/12/02	Hof.	B. Parker 26-yard INT return
9/28/02	UD	B. Parker 41-yard INT return
12/1/01	ASU*	B. Parker 24-yard INT return

*NCAA Playoffs

Not That We Needed To Write It: But, obviously, with four interception returns for touchdowns being a school record under Laycock, W&M has never had four different players score on interception returns, or have four different players record a defensive touchdown for that matter, in a season.

The last time W&M had two different players return interceptions for touchdown in the same season was 1995, when Darren Sharper and Jim Simpkins each found the end zone on INT returns.

Air Traffic Control: The Tribe's three picks at Villanova brought its season total to 14, which also eclipsed last season's entire total of 12. The Tribe's 14 interceptions are the most in a season since 2002, when W&M recorded 15. W&M's 14 interceptions are tied for sixth in Division I-AA, trailing only Davidson (18), Wagner (18), Eastern Illinois (17), Youngstown State (16) and La Salle (15).


The Tribe's 14 interceptions is the 10th-best single-season total in school history, dating back to 1951, which is as far as we could effectively research. The 2005 squad joins eight other W&M teams to have at least 14 picks in a season. The school record for interceptions in a season is 25, set in 1972. Here is a list of the top-10 interception total in school history, again dating back to 1951:

INT Total	Year(s)
25	1972
22	1996*, 1951
20	1977
21	1995, 1952
19	1980, 1963
18	1981, 1979
17	2001*
16	1990*, 1986*
15	2002, 1994, 1992, 1970, 1964
14	2005, 1998, 1997, 1993*, 1987, 1976, 1966, 1953

*NCAA Playoffs

Spreading the Wealth: Nine different defenders have combined to tally the Tribe's 14 interceptions this season, which is the highest total number of players with at least one pick since 1993, when 10 different Tribe defenders recorded an interception. Senior Stephen Cason leads the team with three, while three other players (Jon Shaw, Kevin Allen, Ryan Nickell) each have two. Five defenders have registered the first interception of their respective careers this season (Allen, T.J. O'Neill, Richard Riley, Jerome Griffin, Trevor McLaurin).

W&M also had 10 different players with an interception in 1990, and on only four other occasions, the Tribe has had at least eight different defenders with a pick. In fact, even in 1996, when W&M matched the second-best interception total in school history with 22, only seven different Tribe



Junior LB Trevor McLaurin crosses the goal line on a 14-yard INT return Saturday at Villanova. It was McLaurin's first interception of his career and the first of two Tribe defensive TDs on the evening. Defenders recorded interceptions with Sharper leading the way with 10.

Did You Know?: W&M is the only team in the Atlantic 10 with nine different players recording at least one interception this season. UMass and Hofstra have each had seven different defenders tally an interception.

Only two other schools in Division I-AA have more players with at least one INT, as both Bucknell and Lehigh have 10 different players with a pick. Five other I-AA schools join the Tribe with nine different defenders registering interceptions, including Western Kentucky, Youngstown State, Robert Morris, Eastern Illinois and Western Carolina.

Historically Speaking: W&M has reached the 20-turnovers forced mark for the first time since 2002, when the Tribe gained 26 take-aways on 15 interceptions and 11 fumble recoveries. Under Laycock, W&M has failed to record at least 20 caused turnovers in a season only four times [2004 (19), 2003 (18), 2000 (18), 1992 (19)]. Again dating back to 1951, here is a look at the top seasons, in terms of forced turnovers, in school history:

Rk.	TO's Forced	Year
1.	42 (25 INT, 17 FR)	1972
2.	37 (22 INT, 15 FR)	1992
	37 (12 INT, 25 FR)	1957
	37 (22 INT, 15 FR)	1951
5.	36 (21 INT, 15 FR)	1995
	36 (18 INT, 18 FR)	1979
7.	35 (20 INT, 15 FR)	1977
	35 (13 INT, 22 FR)	1974
9.	34 (19 INT, 15 FR)	1980
10.	33 (13 INT, 20 FR)	1984
	33 (17 INT, 16 FR)	1967

Ball Hogs: With four forced turnovers (three INT, one fumble recovery) on Saturday at Villanova, W&M matched its season high for turnovers in a game and brought its season total to 20, surpassing its entire 14-game total of 19 last year. The Tribe's 20 turnovers gained ranks tied for 18th in Division I-AA, while the Tribe's turnover margin of 1.00 per game is fifth nationally.

W&M has now forced at least one turnover in every game this season and has recorded at least

one interception in seven of the eight games. The only game W&M did not intercept a pass was at Northeastern, which is also the only game the Tribe had just one forced turnover.

Table Setters: As mentioned, the Tribe returned two interceptions for touchdowns in Saturday's loss at Villanova, with Trevor McLaurin and James Miller turning the tricks in the second half. W&M has now directly, or indirectly, scored off 12 of its 20 caused turnovers this season.

The defense has provided four direct scores, all on interception returns, while the offense has taken advantage of gained turnovers on eight occasions with six touchdowns and a pair of field goals.

Although turnovers on downs and a blocked punt aren't statistically recorded as forced turnovers, W&M has also gone on to score three touchdowns after the defense gained a W&M possession off downs, and the Tribe also scored a touchdown after Leonard Muldrow's blocked punt against UNH.

The Tribe defense, or special teams, has "set the table" for at least one score, directly or indirectly, in every game this season.

Sack Happy: The Tribe's five total sacks against Towson on Oct. 22 were a season-high and the most by a W&M team since the 2004 season finale against Richmond, when the College also registered five quarterback take-downs. Nickell led the way with two sacks, both of which also forced fumbles, but three different players also got into the act in Adam O'Connor, Brian Williamson and Jonas Watson. That also marked the first time W&M had four players each record at least one solo sack in a game since the UR game last season (Wheeler 1.0, Watson 2.0, Shaw 1.0, O'Connor 1.0).

Three's Company: For the second time this season, W&M had three players in double-digit tackles Saturday at Villanova. Senior James Miller registered 16 total stops, while junior Ryan Nickell added 15 and redshirt freshman Josh Rutter finished with 12.

The Tribe first had three in double-digits at Northeastern with Jon Shaw (11), Jonas Watson (10) and Josh Rutter (10), which marked the first time W&M had three players in double-figures since the Tribe's 27-24 win at James Madison last season [Ndubueze (12), Miller (11), Cason (10), Nickell (10)].

INDIVIDUAL DEFENSIVE NOTES

Award Winning Performance, The Sequel: Linebacker Ryan Nickell was named the Atlantic 10 Defensive Player of the Week for his efforts in the Tribe's 44-13 win over Towson on Oct. 22, as the junior returned an interception 72 yards for a touchdown in the third quarter and twice sacked Towson quarterback Sean Schaefer, forcing fumbles on each hit, while adding a pair of pass break-ups and six total tackles.

Saturday at Villanova, Nickell continued his recent strong play with a career-best 15 total tackles, including five solos. He surpassed his previous career-high of 11, set in the NCAA quarterfinal victory over Delaware last season and reached double-digit tackles for just the third time in his career.

The 72-yard INT return against Towson was Nickell's second pick of the season and fourth career interception, and the first touchdown of his career.

Nickell was the second Tribe defender to earn

Defensive Player of the Week honors this season, as senior Stephen Cason received the citation on Sept. 11 after returning an interception 57 yards for a touchdown at VMI. Nickell's score marked the first time W&M had two different players return an interception for a touchdown in a season since 1995.

The Yorktown, Va., product leads the team with 100 interception return yards on the season, and his two picks are tied for second on the squad behind Cason's three. Nickell third on the squad 53 total tackles, which includes 5.5 TFL and two sacks.

First Timers: Junior linebacker Trevor McLaurin, a converted running back, and senior defensive end Jerome Griffin each recorded the first interception of their respective careers on Saturday at Villanova.

Griffin made an outstanding play on a deflected pass at the line of scrimmage, diving back to haul in the fluttering pass at the VU 29-yard line.

McLaurin gave the Tribe a spark it desperately needed in the third quarter, returning his INT 14 yards for a touchdown to score W&M's first points of the game and cut the deficit to 28-7.

McLaurin has steadily earned more playing time at outside linebacker, after moving over to the defensive side of the ball earlier this season. He's been a steady contributor on special teams as well covering kicks. McLaurin has 11 total tackles on the year.

Remember Me: After somewhat of a quiet stretch, senior free safety James Miller broke out with a career-high 16 tackle performance at Villanova, which included an 80-yard interception return for a touchdown.

It was Miller's second-career interception return for a touchdown, with the first coming in the 2003 season finale at Richmond when Miller returned a pick 77 yards for a score at UR Stadium. Miller's return on Saturday was the longest INT return for a touchdown by a Tribe defender since Darren Sharper ran a pick back 88 yards for a score in a 26-21 loss to James Madison on Oct. 12, 1996. Miller now has six career interceptions for 289 yards and two touchdowns.


Miller's previous career-best for tackles was 15, set in last year's opener at North Carolina. Miller also led the squad in tackles for the first time this season on Saturday, after pacing the defense on three different occasions in 2004. It also marked the eighth time in Miller's career he recorded double-digit tackles.

Miller ranks fourth on the squad with 40 total tackles this season, to go along with 1.5 TFL and three pass break-ups.

Getting Stronger: Senior strong safety Jon Shaw continued his solid play with another good effort at Villanova on Saturday, finishing with nine total tackles, including an assisted TFL.

Against Towson on Oct. 22, Shaw tied Josh Rutter for the team lead with seven total tackles. That came on the heels of a standout performance at Northeastern last week, as Shaw led the squad with a career-high 11 total tackles. Shaw eclipsed his previous personal best of 10 tackles, which was set in the season-opening loss at Marshall. Before that, Shaw's personal best stood at nine tackles, set last season against Hampton in the first round of the NCAA I-AA Playoffs and again matched two weeks later in the semifinals against JMU.

Shaw was credited with eight solo tackles against the Huskies, in addition to 1.5 TFL and one



Junior punter Blair Pritchard punted seven times for 285 yards, both career-bests, Saturday night at Villanova. Pritchard ranks third in the A10 in punting average (40.5).

pass break-up.

In his last four games, Shaw has now recorded 35 total tackles, 16 solos, a fumble recovery and three PBUs.

Career Fair: With an assist on a tackle for loss Saturday at Villanova, senior defensive end Jonas Watson brought his season TFL total to 9.5, which matches his career-high set last season. Watson's 9.5 TFLs also ranks fifth in the Atlantic 10.

Watson also ranks fourth in the league with 6.0 sacks on the year, which is just a 1/2 sack shy of his career-high, also set in 2004. He is tied for third in the A10 with two forced fumbles as well.

Watson has recorded at least one total sack in five of the Tribe's eight games this season. Although he failed to record a sack at Northeastern, the senior posted a career-high 10 total tackles, including a game-high 3.0 tackles for loss. It surpassed his previous career-best of eight, set in the win over VMI earlier this season. With the 1/2 TFL at Villanova, Watson has now recorded at least one stop for a loss in four consecutive games, six in total.

Watson's 10 tackles against the Huskies matched his entire freshman season total and surpassed his sophomore year total of seven.

In his last three games, Watson has 20 total tackles, including 4.5 TFL and one sack, and a forced fumble. He leads all of the Tribe's defensive linemen with 38 total tackles on the season, which ranks sixth overall on the squad.

Fantastic Frosh: Perhaps the most consistent producer on the defensive side of the ball this season has been redshirt freshman linebacker Josh Rutter, who has now recorded double-digit tackles in three games and led the Tribe in tackles in five contests this season.

On Saturday at Villanova, Rutter tallied 12 total tackles to bring his team-leading season total to 78. Rutter increased his season average to 9.8 tackles per game, which ranks sixth in the Atlantic 10 and first among all league rookies.

Against Towson on Oct. 22, Rutter led the team in tackles, tying Shaw with seven total stops. Rutter also recovered a fumble in the victory, his second of the season.

After leading the squad in tackles in the first four games of the year, Rutter has continued to flourish in his rookie season with 37 total stops in the last four games, including a 10-tackles effort at Northeastern. It was the second time this season Rutter reached double-digit tackles, with the first coming in the season opener at Marshall where he registered a career-best 16 in his first collegiate game. Against UNH on Oct. 8, he finished with eight tackles, second on the team, recovered a fumble, the first of his career, and added one solo TFL for a loss of yard.

Rutter was the first Tribe defender, of any class, to lead the squad in tackles in four consecutive games since Martin Magerko ('01) did it over the first four games of 2001 against UMass (13), VMI (11), ECU (11) and UNH (15).

O'Connor On-Point: Senior All-American defensive end Adam O'Connor has put together back-to-back standout efforts for the Tribe, recording six total tackles and a forced fumble and fumble recovery on the same play Saturday at Villanova.

Against Towson, O'Connor had perhaps his best game, statistically speaking, of the season, recording six total tackles, a sack, a forced fumble and a pass break-up. O'Connor also got a hand on another Towson pass, deflecting the ball Nickell intercepted and returned for a touchdown in the third quarter. O'Connor now has 2.5 sacks and 4.5 TFL on the season and is tied for third in the A10 in forced fumbles with two.

Road Blocks: Coming into the 2005 season, one of the few question marks surrounding the Tribe defense was at the tackle position, where W&M lost a pair of starters to graduation after the 2004 campaign. But, the solid play of senior Larry Pendleton and junior Brian Williamson, along with the entire tackle rotation, has sured up the position. Williamson's relentless pressure paid off in the form of a solo sack in the fourth quarter against Towson on Oct. 22, and the junior finished with three total stops. He continued his solid play with five total tackles at Villanova on Saturday. Pendleton recorded three stops against Towson and added two against the Wildcats Saturday.

On the Campaign Trail: Senior Stephen Cason's exploits in the 42-10 win over top-ranked New Hampshire on Oct. 8 was additional fuel for what is turning into a solid campaign for national post-season honors.

Cason, a second team All-Atlantic 10 selection in 2004, returned the opening kickoff against UNH 92 yards for a touchdown, his first career return for a TD. It bolstered his season average to 29.6 yards per kickoff return, which now stands at 24.8 yards per return, ranking third in the A10. For his efforts, Cason was named the A10 Special Teams Co-Player of the Week.

Defensively, Cason tallied a team-high nine total tackles against UNH, including six solo stops, and added his third interception of the season by picking off the league's top passer in the W&M end zone for a third-quarter touchback, as the Tribe held the nation's top offense scoreless in the second half.

Cason continued his solid play against Towson on Homecoming, recording five total tackles, four solos, and returning four kickoffs for 87 yards, including a long of 27 yards.

Saturday at Villanova, Cason was credited with two total tackles. He returned just two kickoffs for a total of 34 yards, as the Wildcats continuously kicked away from, or short of, Cason on kickoffs.

On the year, Cason has tallied two touch-downs, including a 57-yard INT return for a score at VMI on Sept. 10. He is tied for third in the A10 with three interceptions. Cason is fifth on the squad with 40 total tackles.

Rare Gem: When Cason took the opening kickoff back for 92-yards and a score three weeks ago against UNH, he not only set the tone for what turned out to be a ground-breaking afternoon of football for the College, but also accomplished a feat that had never been done in Jimmie Laycock's 290 career games on the Tribe sideline. As far back as the Tribe Sports Information Staff could effectively research it, no Tribe player has returned the opening kickoff for a touchdown since Laycock took the helm in 1980.

Cason's average of 26.4 yards per kickoff return is currently third in the conference. The Tribe's single-season record for return average is 28.4, set by Dick Pawlewicz in 1974.

Just Because We Looked It Up: The College has returned a total of 1,106 kickoffs in Laycock's 26-year tenure as head coach. Of these, only five have been returned for touchdowns. No squad has ever had two returned in one year.

Another Day Off: With W&M's nearly flawless offensive performance against Towson on Oct. 22, junior punter Blair Pritchard received his second "off-week" of the season, as the Tribe did not punt vs. the Tigers. Pritchard was also not called to duty in the Tribe's 56-0 pasting of Liberty on Sept. 24, which was the first time that W&M did not punt in a game since a 49-6 victory over VMI on Oct. 2, 1993 in the Oyster Bowl at Foreman Field in Norfolk.

Despite the consistent lack of work, Pritchard responded with an outstanding game Saturday at Villanova, as he punted seven times for 285 yards, both career-highs. He averaged 40.7 yards per kick, including a long of 47, and downed four punts inside the Wildcats' 20-yard line to earn the coaching staff's special teams player of the week award.

Pritchard has been emerging as one of the league's top special teams weapons, as he now ranks third in the Atlantic 10 in punting averaging (40.5), which has increased from 39.1 yards per punt in his last three games. W&M's net punting average has also improved to 34.5, which also ranks third in the A10.

At Northeastern, Pritchard punted four times for 164 yards, a steady average of 41.0 yards per kick. He again did a commendable job handling a wet ball and slick conditions, as there was standing water present in various locations on the Parsons Field artificial surface.

Against UNH, he punted six times for a career-high 256 yards. His efforts were one of the main reasons UNH had an average starting field position at its own 28-yard line, as Pritchard downed three punts inside the Wildcat 20 and had another kick downed at the 20-yard line. Working in sloppy field conditions, Pritchard blasted a career-long punt of 64 yards and also uncorked a 57-yarder in the first half. For his efforts, Pritchard was named the coaching staff's special teams player of the week.

GREG KUEHN RECORDS WATCH

NCAA Division I-AA Career Field Goals

Rk	No.	Player, School	Years
1.	72	Marty Zendejas, Nevada	1984-87
2.	71	Kirk Roach, Western Carolina	1984-87
3.	70	Tony Zendejas, Nevada	1981-83
	70	Chris Snyder, Montana	2000-03
5.	67	Scott Shields, Weber State	1995-98
6.	64	Brian Mitchell, Marshall/UNI	1987, 89-91
7.	62	Dave Ettinger, Hofstra	1994-97
8.	59	Todd Kurz, Illinois State	1993-96
9.	57	Steve Christie, W&M	1986-89
	57	Jose Larios, McNeese State	1992-95
11.	56	Greg Kuehn, W&M	2002-05

NCAA Division I-AA Career Scoring (Kick)

Rk	Pts.	Player, School	Years
1.	394	Chris Snyder, Montana	2000-03
2.	385	Marty Zendejas, Nevada	1984-87
3.	335	Justin Langan, Western Ill.	2001-04
4.	328	Greg Kuehn, W&M	2002-05
5.	326	Dave Ettinger, Hofstra	1994-97
6.	324	Brian Morgan, Grambling	2001-04
7.	322	Brian Mitchell, Marshall/UNI	1987, 89-91
	322	Scott Shields, Weber State	1995-98
9.	307	Thayne Doyle, Idaho	1988-91
10.	304	Jose Larios, McNeese State	1992-95

W&M CAREER FIELD GOALS

1.	57, Steve Christie, 1986-89
2.	56, Greg Kuehn, 2002-05
3.	48, Brian Shallcross, 1994-97
4.	46, Brett Sterba, 1998-2000
5.	30, Brian Morris, 1982-85
6.	26, Steve Libassi, 1976-79
7.	22, Chris Dawson, 1991-93
8.	17, Terry Regan, 1972-74
9.	14, Dan Mueller, 1988-91
10.	13, Laszlo Mike-Meyer, 1980-81

W&M CAREER FIELD GOAL PERCENTAGE

1.	.807, Brett Sterba, 1998-2000
2.	.778, Dan Mueller, 1988-91
3.	.687, Steve Christie, 1986-89
4.	.683, Greg Kuehn, 2002-05
5.	.667, Brian Morris, 1982-85
6.	.649, Brian Shallcross, 1994-97
7.	.565, Laszlo Mike-Meyer, 1980-81
8.	.553, Steve Libassi, 1976-79
9.	.550, Chris Dawson, 1991-93

ATLANTIC 10 CAREER FIELD GOALS

1.	56 Greg Kuehn, W&M	2002-05
2.	50 Chris Onorato, HU	2001-04
3.	48 Brian Shallcross, W&M	1994-97
4.	46 Brett Sterba, W&M	1997-00
5.	44 Brandon Hanes, NU	1994-97
6.	41 Rob Courter, UR	1987-90
7.	39 John Coursey, JMU	1993-96
8.	38 Casey Hannon, VU	1998-01
	38 Matt Walker, URI	1995-98
10.	36 Domingo Carlos, UC	1981-83

IN THE SPOTLIGHT: JOSH LUSTIG, SR., WR

Place of birth: Erie, PA

Who do you live with?: Pat Mulloy and Thad Wheeler

Favorite TV show: HBO Boxing's Legendary Nights

Favorite modern invention: PlayStation2

Favorite song on iPod?: "I was Raised on the Cleveland Browns"

Obviously, the Browns are your favorite team, what did you think when they left Cleveland?: I was very hurt. But, I was very fired up they came back. Things are as they should be now.

What was the last book you've read?: A book about Dan Gable [the former Olympic Gold Medalist and legendary University of Iowa wrestling coach]

Were you a high school wrestler?: Yes.

How much from wrestling do you bring to the football field?: Balance and intensity.

When was the last time you wrestled?: Against my father last winter. It was a battle. We couldn't declare a winner. We're pretty competitive. Whenever my father, brother [Justin] and myself play golf together we compete for something called the "Lustig Belt". A belt my father bought before a round one afternoon. He declared it the official prize for the winner and since then, it's on the line every time we play. There are absolutely no gimmies, mulligans or foot wedges when the belt is on the line.

Who has won it the most?: I've won it the most, by far.

Favorite summer job: Working in the William and Mary Athletics Media Relations Office.

Were you surprised anything that anything ever gets finished in that department?: No. Not really. But I was impressed that one of the employees ate nothing but peanut butter sandwiches for every meal.

Last meal you've made for someone, and what was it?: I cooked a steak, spaghetti and prepared a side salad for my girlfriend.

What position, other than receiver, would you want to play?: Middle linebacker, I like the toughness of the position.

What was last thing built from scratch?: My dad and I built a car port at his house ... Unfortunately, the historic society in his area made us take it right back down because it didn't conform to town standards.

Favorite class: Beginning Acting

What one role would you cast yourself in, from any movie you've ever seen?: Loudon Swaine, the wrestler from the movie Vision Quest

Hardest Class: Accounting

What was the last event you've worn a tie to: Well, it should have been to [senior guard] Mike Grenz's wedding this summer, but I didn't.

Who, or what, motivates you?: My father and brother.

Which teammate do you think will have the most interesting job in 10 years and what will it be?: Ryan Nickell. He'll be Top Gun someday.

Favorite city to spend a weekend?: Miami, Florida. I would go for the golf and to eat at Jerry's Famous Deli.

Who was your favorite athlete growing up?: Dave Winfield

If you could be any super hero, who would you choose?: The Hulk.

THE TRIBE IN 2005

Overall: 5-3
 At home:.....3 - 0
 Away:.....2 - 3
 On grass:.....4 - 1
 On turf:1 - 2

A-10 overall:3 - 2
 A-10 home:2 - 0
 A-10 road:1 - 2

By Month:
 September:2 - 2
 October:3 - 1
 November:0 - 0
 December:0 - 0

When scoring first4 - 1
 When opponent scores first1 - 2
 When scoring 30+ points5 - 0
 When scoring less than 30 points0 - 3
 When leading at half4 - 0
 When trailing at half0 - 3
 When tied at half1 - 0
 When leading after 3 qtrs4 - 0
 When trailing after 3 qtrs1 - 3
 When tied after 3 qtrs0 - 0
 When out-passing opponent3 - 1
 When out-rushing opponent4 - 1
 When out-gaining opp. (total off.)4 - 0
 When out-gained by opp1 - 3
 With 35+ passing attempts1 - 2
 With less than 35 passing attempts4 - 1
 With 30+ rushing attempts5 - 2
 With less than 30 rush attempts0 - 1
 When leading TOP3 - 2
 When trailing TOP2 - 1
 With an individual 100-yd rusher2 - 2
 With an individual 200-yd passer4 - 1
 With an individual 100-yd receiver3 - 0
 With opponent 100-yd rusher1 - 2
 With opponent 200-yd passer2 - 3
 With opponent 100-yd receiver2 - 2
 When leading turnover ratio4 - 2
 When trailing turnover ratio1 - 1



2005 WILLIAM AND MARY ALPHABETICAL ROSTER

No.	Name	Cl.	Pos.	Ht.	Wt.	High School	Hometown
41	Alexander, Sheldon	Fr.	WR	6-1	200	Woodberry Forest	Gordonsville, VA
36	Allen, Kevin	RF	DB	6-2	195	Highland Springs	Richmond, VA
16	Archer, R.J.	Fr.	QB	6-2	198	Albemarle	Earlsville, VA
86	Atchison, Andrew	So.	TE	6-7	235	Albemarle	Charlottesville, VA
88	Boykin, Obie	RF	DB	6-3	190	Surry County	Williamsburg, VA
40	Bratton, Adam	Sr.	TE	6-4	250	Montoursville	Montoursville, PA
9	Brooks, Elijah	Jr.	RB	5-9	210	DeMatha	Largo, MD
6	Burrow, Brandon	So.	DB	5-11	180	Colonial Heights	Colonial Heights, VA
49	Bynum, Raphael	Fr.	FB/LB	5-9	230	North Stafford	Stafford, VA
31a	Canty, Major	Fr.	RB	5-11	205	Tennessee	Bristol, TN
22	Cason, Stephen	Sr.	DB	6-0	210	James River	Richmond, VA
67	Cochran, Brent	So.	OL	6-5	300	South Lakes	Reston, VA
32	Coley, Delmus	Jr.	RB	5-8	195	Floyd Kellam	Virginia Beach, VA
37	Cox, Derek	RF	DB	6-1	185	J.H. Rose	Winterville, NC
15	Davis, Corey	Jr.	WR/P	6-1	195	Deep Creek	Chesapeake, VA
45	Falbo, Graham	So.	FB	6-0	250	Westfield	Centreville, VA
60	Ferebee, Melvin	Fr.	DL	6-1	240	Hampton Roads Academy	Hampton, VA
73	Ferrante, John	Fr.	OL	6-6	305	Urbana	Frederick, MD
79	Grant, Michael	RF	OL	6-5	305	Notre Dame	Wrightstown, NJ
75	Grenz, Michael	Sr.	OL	6-3	285	Wayne Hills	Wayne, NJ
95	Griffin, Jr., Jerome	Sr.	DL	6-1	240	Crestwood	Sumter, SC
76	Haley, Michael	RF	OL	6-1	265	Great Bridge	Chesapeake, VA
43	Herbert, Cortenous	Fr.	DL	6-3	260	Northwest	Germantown, MD
53	Hiteshew, Luke	RF	OL	6-1	287	Mount St. Joseph	Baltimore, MD
28	Holmes, DeBrián	RF	RB	5-9	180	Woodside	Fort Eustis, VA
64	Horvath, Ryan	So.	OL	6-1	220	Midlothian	Midlothian, VA
80	Houff, David	RF	WR	6-1	187	Blacksburg	Blacksburg, VA
78	Ilardo, Chris	Fr.	OL	6-3	280	St. Paul's School	Baltimore, MD
17	Jackson, Paris	So.	WR	6-2	200	Westfield	Centreville, VA
42	Johnson, Fred	Fr.	DB	6-1	190	St. Christopher's	Richmond, VA
92	Jones, Ryan	So.	DL	6-3	252	Blacksburg	Blacksburg, VA
51	Kelley, Tim	So.	OL	6-2	290	Watkins Memorial	Pataskala, OH
25	Kuehn, Greg	Sr.	PK	6-3	215	Potomac Falls	Potomac Falls, VA
7	Lanning, Brian	Fr.	WR	6-0	180	Frederick	Frederick, MD
99	Larkins, Josh	RF	DL	6-2	300	Toms River North	Toms River, NJ
38	Letcavage, Andrew	Fr.	LB	6-1	205	Mt. Carmel Area	Kulpmont, PA
72	Lissemore, Sean	Fr.	DL	6-4	245	Dumont	Dumont, NJ
63	Lumm, Ryan	Sr.	OL	6-3	280	Santa Margarita	Mission Viejo, CA
33	Lustig, Josh	Sr.	WR	5-9	175	Cathedral Prep	Erie, PA
2	Mack, Elliott	RF	WR	6-0	188	Delbarton	Irvington, NJ
3	Marianacci, Joe	RF	WR	6-0	186	Wyoming Area	West Pittston, PA
47	McAulay, D.J.	Fr.	WR	5-11	170	Westminster School	New Haven, CT
62	McCutcheon, Thomas	Fr.	OL	6-5	330	Deep Creek	Chesapeake, VA
52	McLaurin, Travis	Sr.	LB	5-11	240	Thomas McKean	Wilmington, DE
23	McLaurin, Trevor	Jr.	RB	5-11	230	Thomas McKean	Wilmington, DE
54	McMurrer, Peter	Fr.	LB	5-11	220	Centreville	Clifton, VA
21	Miller, James	Sr.	DB	6-1	200	Lake Taylor	Norfolk, VA
87	Mitchell, Trey	RF	PK	5-10	165	Radford	Radford, VA
19	Molenaar, Brett	Fr.	QB	6-4	208	Coast Union	Cambria, CA
61	Moore, Christopher	Fr.	OL	6-1	260	Amherst County	Madison Heights, VA
68	Morris, Cody	Jr.	OL	6-4	285	Hazelton Area	Jeansville, PA
4	Muldrow, Leonard	Jr.	DB	5-9	180	Ocean Lakes	Virginia Beach, VA
59	Mulloy, Patrick	Sr.	OL	6-4	315	Salesianum	West Chester, PA
82	Muro, Evan	RF	TE	6-6	246	Warwick	Newport News, VA
56	Muse, C.J.	Fr.	OL	6-4	310	Lexington	Lexington, SC
57	Neely, Brian	Jr.	DL	6-4	298	Lee Davis	Mechanicsville, VA

No.	Name	Cl.	Pos.	Ht.	Wt.	High School	Hometown
27	Nicholas, Joe	So.	WR	6-3	211	Hazleton Area	Sugarloaf, PA
55	Nickell, Ryan	Jr.	LB	6-2	210	Tabb	Yorktown, VA
30	Nickerson, Matt	Fr.	RB	5-9	176	Woodson	Fairfax Station, VA
90	O'Brien, Eric	RF	DL	6-1	268	Delone Catholic	Abbottstown, PA
97	O'Connor, Adam	Sr.	DL	6-8	275	Ragsdale	Greensboro, NC
39	O'Neill, T.J.	So.	LB	6-1	238	Tabor Academy	Duxbury, MA
46	Otey, Matt	So.	FB	5-11	230	Hershey	Hershey, PA
13	Page, David	So.	DB	5-9	180	Cardinal Mooney	Sarasota, FL
26	Parrott, LeVince	Jr.	FB	5-10	225	Lafayette	Williamsburg, VA
84	Pate, Brian	Fr.	K/P	5-10	160	Massaponax	Fredericksburg, VA
58	Pendleton, Larry	Sr.	DL	6-3	285	Booker T. Washington	Norfolk, VA
81	Phillips, Brett	RF	WR	6-2	185	Seattle Prep	Seattle, WA
18	Phillips, Jacob	RF	QB	6-3	208	Bath County	Warm Springs, VA
48	Pigram, Michael	Fr.	RB/LB	5-10	218	Hopewell	Hopewell, VA
10	Potts, Michael	So.	QB	6-4	224	Middletown	Middletown, DE
91	Pritchard, Blair	Jr.	K/P	5-11	230	Atlee	Mechanicsville, VA
74	Pugh, Brandon	So.	DL	6-2	261	Indian River	Chesapeake, VA
96	Pulley, Daniel	Fr.	DL	6-3	262	Atlantic Shores Christian	Chesapeake, VA
50	Reyher, Todd	RF	LB	6-0	214	Lafayette	Williamsburg, VA
65	Ridjaneck, Matt	Sr.	OL	6-4	275	Center	Monaca, PA
24	Riley, Richard	Jr.	DB	6-2	185	Gaithersburg	Gaithersburg, MD
89	Robertson, Eric	Fr.	WR	6-2	180	Albemarle	Barboursville, VA
44	Rutter, Josh	RF	LB	6-3	228	Francis Scott Key	Union Bridge, MD
70	Shafran, Jonathan	RF	OL	6-3	255	Langley	Great Falls, VA
35	Shaw, Jonathan	Sr.	DB	6-0	198	Lake Brantley	Altamonte Springs, FL
31	Slye, Cedric	Jr.	DB	5-10	183	St. John's	Washington, D.C.
71	Stewart, Brad	So.	OL	6-3	300	Bethel Park	Bethel Park, PA
29	Stout, Zachary	Jr.	DB	6-0	190	Lee Davis	Mechanicsville, VA
14	Taylor, Christian	Jr.	QB	6-5	205	Grafton	Yorktown, VA
11	Taylor, John	Jr.	WR	6-3	210	St. Albans	Washington, D.C.
66	Tracy, Adrian	Fr.	LB	6-4	230	Potomac Falls	Sterling, VA
85	Trinkle, Matt	Jr.	TE	6-5	260	Allentown C. Catholic	Whitehall, PA
83	Troester, Jordan	Jr.	TE	6-2	240	New Kent	Providence Forge, VA
69	Turner, William	So.	LB	6-1	240	Franklin County	Wirtz, VA
98	Varno, Rob	Fr.	DE	6-5	210	Hoggard	Wilmington, NC
5	Viola, Tony	So.	RB	6-1	217	Stonewall Jackson	Broadway, VA
93	Watson, Jonas	Sr.	DL	6-2	228	Bethel	Hampton, VA
34	Wheeler, Thad	Sr.	LB	6-1	216	Sequoyah	Canton, GA
8	Wheeling, Alan	Jr.	DB	5-9	180	Pulaski County	Dublin, VA
77	Williamson, Brian	Jr.	DL	6-3	281	Whiteville	Nakina, NC
94	Wright, Josh	Jr.	DL	6-3	246	Amherst County	Madison Heights, VA

2005 WILLIAM AND MARY NUMERICAL ROSTER

No.	Name	Pos.	No.	Name	Pos.
2	Mack, Elliott	WR	51	Kelley, Tim	OL
3	Marianacci, Joe	WR	52	McLaurin, Travis	LB
4	Muldrow, Leonard	DB	53	Hiteshew, Luke	OL
5	Viola, Tony	RB	54	McMurrer, Peter	LB
6	Burrow, Brandon	DB	55	Nickell, Ryan	LB
7	Lanning, Brian	WR	56	Muse, C.J.	LB
8	Wheeling, Alan	DB	57	Neely, Brian	OL
9	Brooks, Elijah	RB	58	Pendleton, Larry	DL
10	Potts, Michael	QB	59	Mulloy, Patrick	OL
11	Taylor, John	WR	60	Ferebee, Melvin	OL
13	Page, David	DB	61	Moore, Christopher	OL
14	Taylor, Christian	QB	62	McCutcheon, Thomas	OL
15	Davis, Corey	P/WR	63	Lumm, Ryan	OL
16	Archer, R.J.	QB	64	Ryan Horvath	OL
17	Jackson, Paris	WR	65	Ridjaneck, Matt	OL
18	Phillips, Jacob	QB	66	Tracy, Adrian	OL
19	Molenaar, Brett	QB	67	Cochran, Brent	OL
21	Miller, James	DB	68	Morris, Cody	OL
22	Cason, Stephen	DB	69	Turner, William	LB
23	McLaurin, Trevor	RB	70	Shafran, Jonathan	OL
24	Riley, Richard	DB	71	Stewart, Brad	OL
25	Kuehn, Greg	PK	72	Lissemore, Sean	OL
26	Parrott, LeVince	FB	73	Ferrante, John	OL
27	Nicholas, Joe	WR	74	Pugh, Brandon	DL
28	Holmes, DeBrian	RB	75	Grenz, Michael	OL
29	Stout, Zachary	DB	76	Haley, Michael	OL
30	Nickerson, Matt	RB	77	Williamson, Brian	DL
31	Slye, Cedric	DB	78	Ilardo, Chris	OL
31a	Canty, Major	RB	79	Grant, Michael	OL
32	Coley, Delmus	RB	80	Houff, David	WR
33	Lustig, Josh	WR	81	Phillips, Brett	WR
34	Wheeler, Thad	LB	82	Muro, Evan	TE
35	Shaw, Jonathan	DB	83	Troester, Jordan	TE
36	Allen, Kevin	DB	84	Pate, Brian	PK/P
37	Cox, Derek	DB	85	Trinkle, Matt	TE
38	Letcavage, Andrew	LB	86	Atchison, Andrew	TE
39	O'Neill, T.J.	LB	87	Mitchell, Trey	PK
40	Bratton, Adam	TE	88	Boykin, Obie	DB
41	Alexander, Sheldon	WR	89	Robertson, Eric	WR
42	Johnson, Fred	DB	90	O'Brien, Eric	DL
43	Herbert, Cortenous	DL	91	Pritchard, Blair	P/K
44	Rutter, Josh	LB	92	Jones, Ryan	DL
45	Falbo, Graham	FB	93	Watson, Jonas	DL
46	Otey, Matt	RB	94	Wright, Josh	DL
47	McAulay, D.J.	WR	95	Griffin, Jerome	DL
48	Pigram, Michael	RB/LB	96	Pulley, Daniel	DL
49	Bynum, Raphael	LB	97	O'Connor, Adam	DL
50	Reyher, Todd	LB	98	Varno, Rob	DE
			99	Larkins, Josh	DL

2005 GAME-BY-GAME STARTERS

	Marshall	VMI	URI	Liberty	UNH	Northeastern	Towson	Villanova	JMU	Delaware	Richmond
QB	Potts	Phillips	Potts	Potts	Potts	Potts	Phillips	Phillips			
TB	Brooks	Brooks	Brooks	Brooks	Brooks	Brooks	Brooks	Brooks			
FB	Trinkle*	Trinkle*	Trinkle*	Trinkle*	Trinkle*	Trinkle*	Trinkle*	Trinkle*			
WR	Lustig	Lustig	Lustig	Lustig	Lustig	Lustig	Lustig	Lustig			
WR	Marianacci	Nicholas	Nicholas	Nicholas	Nicholas	Nicholas	Nicholas	Nicholas			
TE	Bratton	Bratton	Bratton	Bratton	Bratton	Bratton	Bratton	Bratton			
LT	Grenz	Grenz	Cochran	Cochran	Cochran	Cochran	Cochran	Cochran			
LG	Lumm	Ridjaneck	Grenz	Grenz	Grenz	Grenz	Grenz	Grenz			
C	Mulloy	Mulloy	Mulloy	Mulloy	Mulloy	Mulloy	Mulloy	Mulloy			
RG	Morris	Morris	Morris	Morris	Morris	Morris	Morris	Morris			
RT	Stewart	Stewart	Stewart	Stewart	Stewart	Stewart	Stewart	Stewart			
DE	Wright	Wright	Wright	Wright	Watson	Watson	Wright	Watson			
DE	O'Connor	O'Connor	O'Connor	O'Connor	O'Connor	O'Connor	O'Connor	O'Connor			
DT	Pendleton	Pendleton	Pendleton	Pendleton	Pendleton	Pendleton	Pendleton	Pendleton			
DT	Williamson	Williamson	Williamson	Williamson	Williamson	Williamson	Williamson	Williamson			
LB	Rutter	Rutter	Rutter	Rutter	Rutter	Rutter	Rutter	Rutter			
LB	Wheeler	Wheeler	Wheeler	O'Neill	Wheeler	O'Neill	Wheeler	O'Neill			
LB	Nickell	Nickell	Nickell	Nickell	Nickell	Nickell	Nickell	Nickell			
SS	Shaw	Shaw	Shaw	Shaw	Shaw	Shaw	Shaw	Shaw			
FS	Miller	Miller	Miller	Miller	Miller	Miller	Miller	Miller			
CB	Cason	Cason	Cason	Cason	Cason	Cason	Cason	Cason			
CB	Wheeling	Wheeling	Wheeling	Wheeling	Riley	Wheeling	Riley	Riley			

*Started with two tight ends and no FB.

THE LAST TIME IT HAPPENED IN TRIBE FOOTBALL

TEAM

Shut out an opponent **56-0, vs. Liberty, 9/24/05**
 Was shut out.....0-14, at Delaware, 11/1/97
 Consecutive shutouts at NU (32-0), at UNH (39-0), 1995
 Scored 90+ points 95-0, vs. Bridgewater, 1931
 Scored 80-89 points 81-0, vs. Bridgewater, 1930
 Scored 70-79 points 77-0, vs. Bridgewater, 1932
 Scored 60-69 points 62-31, vs. VMI, 9/14/02
Scored 50-59 points..... **55-0, vs. Liberty, 9/24/05**
 Consecutive 50+ games at NU (53), vs. VU (51), 1993
Consecutive 40+ games **vs. Liberty (56), vs. UNH (42),**
 **vs. NU (44), vs. Towson (44) 2005**
 Passed for 400+ yards 426, vs. NU, 10/28/00
Passed for 300-399 yards **359, vs. Northeastern, 10/15/05**
Passed for 200-299 yards **202, vs. Towson, 10/22/05**
 Rushed for 400+ yards.....433, vs. Villanova, 10/23/99
Rushed for 300-399 yards **335, vs. Liberty, 9/24/05**
Rushed for 200-299 yards **210, vs. Towson, 10/22/05**
Rushed/Passed for 200+ yards **vs. Towson, 10/22/05**
 (210 rush, 202 pass)
Had 600+ yds of total offense..... **635, vs. Liberty, 9/24/05**
 Had 500-599 yds of total offense..... 500, vs. UD, 12/4/04
 Had two players rush for 100 yards vs. URI, 10/7/95
Had two players with 100+ rec. yds..... **vs. Northeastern, 10/15/05**
Held opp. under 50 rush yards..... **-6, vs. Liberty, 9/24/05**
 Held opp. under 50 pass yards.....44, vs. URI, 11/9/02
 Held opp. under 100 yards total off..... 82, at Bucknell, 9/21/96
 Allowed 600+ yards of total off.....638, at WMU, 9/6/03
Allowed 500-599 yards total off..... **540, at Villanova, 10/29/05**
 Was held under 50 rush yards..... 30, at UD, 10/23/04
 Was held under 50 pass yards.....30, vs. Boston, 9/19/92
 Was held under 100 yards total offense..... None post 1981
Blocked a punt **vs. UNH, 10/8/05**
 Blocked a field goalvs. UR, 40-yard att., 11/20/04
Had a field goal blocked**at Villanova, 39-yard att., 10/29/05**
 Returned a blocked punt for TD..... at URI, 12 yds, 9/7/96
 Had a punt blockedat Delaware, 10/23/04
 Had a blocked punt returned for TDvs. Villanova, 11/11/00
 Returned a punt for TD.....at Richmond, 69 yds, 11/22/03
Returned a kickoff for TD **vs. UNH, 92 yds, 10/8/05**
Returned an INT for TD **2, at Villanova, 14 & 80 yds, 10/29/05**
 Returned a fumble for TDat URI, 0 yds, 10/25/03
 Had a punt returned for TD.....vs. JMU, 70 yds, 10/18/03
 Had a kickoff returned for TDvs. HU, 93 yds, 11/27/04
Had an int. returned for TD..... **at Villanova, 15 yds, 10/29/05**
Had a fumble returned for TD..... **vs. Marshall, 70 yds, 9/1/05**
 Recorded a safety vs. Villanova, 11/6/04
 Surrendered a safetyat Northeastern, 9/20/03
Scored a defensive TD **2, at Villanova, 10/29/05**
Scored a special teams TD..... **vs. UNH, 10/8/05**
 Scored defensive and special teams TD at UR, 11/21/03
Won in overtime **(2 OTs) 44-41 at Northeastern, 10/15/05**
 Lost in overtime31-34, at JMU, 11/16/02

Bold happened last season.
Bold Italic happened last game.

INDIVIDUAL

Passed for 400+ yds.....426, D. Corley vs. NU, 10/28/00
 Passed for 300-399 yds..... 315, L. Campbell, vs. JMU, 12/10/04
Passed for 200-299 yds **202, J. Phillips, vs. Towson, 10/22/05**
 Passed for 6 TDsS. Knight, vs. Maine, 11/6/93
 Passed for 5 TDsNone
Passed for 4 TDs **J. Phillips, at Northeastern, 10/15/05**
 Passed for 3 TDs L. Campbell, vs. JMU, 12/10/04
Passed for 2 TDs **M. Potts, vs. Liberty, 9/24/05**
 Completed 30+ att..... 30, L. Campbell, vs. JMU, 12/10/04
Completed 20-29 att..... **20, M. Potts, at URI, 9/17/05**
 QB pass/rush for 100 yds D. Corley, at VU, 11/11/00
 (247 pass, 107 rush)
 QB had 2 pass / 2 rush TDsL. Campbell, at UNC, 9/4/04
 (2 pass, 2 rush)
QB had pass and rush TDs **J. Phillips, vs. Towson, 10/22/05**
 (1 pass, 2 rush)
 Rushed for 200+ yds.....201, A. Porch, at UConn, 10/18/97
 Rushed for 150-199 yds..... 198, J. Smith, at UNH, 10/19/02
Rushed for 100-149 yds **135, E. Brooks vs. UNH, 10/8/05**
 Two players rush for 100 yards vs. URI, 10/7/95
 (Troy Keen (158) and Derek Fitzgerald (140))
Two players with 100+ receiving yds **at NU, 10/15/05**
Josh Lustig (126) and Joe Nicholas (105)
Had 30+ carries **32, E. Brooks, vs. UNH, 10/8/05**
Had 20-29 carries..... **24, E. Brooks, at NU, 10/15/05**
Rushed for 4 TDs **E. Brooks, vs. UNH, 10/8/05**
Rushed for 3 TDs **E. Brooks, vs. Liberty, 9/24/05**
Rushed for 2 TDs **J. Phillips, vs. Towson, 10/22/05**
 Had 200+ yds rec244, D. Thompson, at UD, 10/23/04
 Had 150-199 yds rec 185, D. Thompson, vs. UD, 12/4/04
Had 100-149 yds rec **105, J. Nicholas, at NU, 10/15/05**
 **126, J. Lustig, at NU, 10/15/05**
 Had 10+ receptions 11, J. Nicholas, vs. UD, 12/4/04
 Had 4 TD receptionsD. Thompson, at UD, 10/23/04
 Had 3 TD receptionsR. Musinski, at Delaware, 10/4/03
Had 2 TD receptions **J. Nicholas, at Northeastern, 10/15/05**
Had TD Rushing/TD Receiving **E. Brooks, vs. LU, 9/24/05**
 (3 rushing, 1 receiving)
Ret. a KO for TD **S. Cason, 92 yds, vs. UNH, 10/8/05**
 Ret. a punt for TDM. Bobo, 69 yds, at UR, 11/21/03
 Ret. a blocked punt for TDS. McDermott, at URI, 9/7/96
 Blocked a FGB. Williamson, 39 att., vs. VU, 11/6/04
Blocked a punt **L. Muldrow, vs. UNH, 10/8/05**
 Ret. a fumble for TDA. O'Connor, 0 yds, at URI, 10/25/03
Had 2+ interceptions **2, J. Shaw, at URI, 9/17/05**
Ret. an INT for TD **Tre. McLaurin, 14 yds, at Villanova, 10/29/05**
 **J. Miller, 80 yds, at Villanova, 10/29/05**
 Made 4 FGsB. Sterba, vs. NU, 10/28/01
Made 3 FGs **G. Kuehn, vs. Towson, 10/22/05**
Kicked a 50+ FG **50, G. Kuehn, at URI, 9/17/05**
Kicked a 40-49 FG **48, 44, G. Kuehn, vs. Towson, 10/22/05**
 2-point run L. Campbell, vs. JMU, 12/10/04
 2-point reception J. Nicholas, vs. NU, 10/2/04

Bold happened this season.
Bold Italic happened last game.

WILLIAM AND MARY SINGLE-GAME HIGHS

INDIVIDUAL GAME HIGHS

Pass Attempts: **33, J. Phillips vs. VU, 10/29**
 Pass Completions: 20, M. Potts vs. URI, 9/17
 Passing Yards: 256, J. Phillips vs. NU, 10/5
 Passing TDs: 4, J. Phillips vs. NU, 10/15
 Rushing Attempts: 32, E. Brooks vs. UNH, 10/8
 Rushing Yards: 149, E. Brooks vs. Marshall, 9/1
 Rushing TDs: 4, E. Brooks vs. UNH 10/8
 Receptions: 8, J. Nicholas vs. LU 9/24
 Receiving Yards: 126, J. Lustig vs. NU, 10/15
 Receiving TDs: 2, J. Nicholas vs. NU, 10/15
 Total Offensive Yards: 288, J. Phillips vs. NU, 10/15
 All-Purpose Yards: 176, E. Brooks vs. Marshall, 9/1
 Total Points: 24, E. Brooks vs. UNH, 10/8; vs. LU, 9/24
 Points Kicking: 14, G. Kuehn vs. TU, 10/22
 Points Rushing: 24, E. Brooks vs. UNH, 10/8
 Points Receiving: 12, J. Nicholas vs. NU, 10/15
 Field Goals Made: 3, G. Kuehn, twice - last v. TU, 10/22
 Field Goals Attempted: 3, G. Kuehn, twice - last v. TU, 10/22
 PATs Attempted: 8, G. Kuehn vs. LU, 9/24
 PATs Made: 8, G. Kuehn vs. LU, 9/24
Punts: **7, B. Pritchard vs. VU, 10/29**
Punting Yards: **285, B. Pritchard vs. VU, 10/29**
 Punting Average: 42.7, B. Pritchard vs. UNH, 10/8
 Punt Returns: 3, two times, last- J. Lustig vs. LU, 9/24
 Punt Return Yards: 37, J. Lustig vs. VMI, 9/10
 Kickoff Returns: 4, S. Cason vs. TU, 10/22
 Kickoff Return Yards: 112, S. Cason vs. UNH, 10/8
 Kickoff Return Avg: 56.0, S. Cason vs. UNH, 10/8
 Interceptions: 2, two times, last- J. Shaw vs. URI, 9/17
Interception Yards: **80, J. Miller vs. VU, 10/29**
Tackles: **16, J. Miller vs. VU, 10/29;** J. Rutter vs. Marshall, 9/1
 Solo Tackles: 8, J. Shaw vs. NU, 10/15
 Tackles for loss: 3.0, J. Watson vs. NU, 10/15
 Sacks: 2.0, R. Nickell vs. TU, 10/22
 Pass Breakups: 2, two times, last R. Nickell vs. TU, 10/22
Bold - Happened Last Game

TEAM GAME HIGHS

Pass Attempts: 37 vs. URI, Sept. 17
 Pass Completions: 27 vs. NU, Oct. 15
 Passing Yards: 359 vs. NU, Oct. 15
 Passing TDs: 5 vs. NU, Oct. 15
 Yards Per Completion: 13.7 vs. LU, Sept. 24
 Rushing Attempts: 64 vs. LU, Sept. 24
 Rushing Yards: 300 vs. LU, Sept. 24
 Rushing TDs: 5 vs. LU, Sept. 24
 Yards Per Rush: 7.9 vs. URI, Sept. 17
 Total Yards: 635 vs. LU, Sept. 24
 Points Scored: 56 vs. LU, Sept. 24
 TDs Scored: 8 vs. LU, Sept. 24
 Total Plays: 92 vs. LU, Sept. 24
 Field Goals Made: 3, two times, last vs. TU, Oct. 22
 Field Goals Attempted: 3, two times, last vs. TU, Oct. 22
 PATs Attempted: 8 vs. LU, Sept. 24
 PATs Made: 8 vs. LU, Sept. 24
Punts: **7 vs. VU, Oct. 29**
Punting Yards: **285 vs. VU, Oct. 29**
 Punting Average: 42.7 vs. UNH, Oct. 8
 Punt Returns: 3 vs. UNH, Oct. 8; vs. LU, Sept. 24
 Punt Return Yards: 37, vs. VMI, Sept. 10
 Kickoff Returns: 8 vs. URI, Sept. 17
 Kickoff Return Yards: 167 vs. URI, Sept. 17
 Kickoff Return Average: 56.0 vs. UNH, Oct. 8
Interceptions: **3 vs. VU, Oct. 29;** vs. URI, Sept. 17
Interception Yards: **94 vs. VU, Oct. 29**
 Forced Fumbles: 4 vs. TU, Oct. 22
 Fumble Return Yards: 0
Forced Turnovers: **4 vs. VU, Oct. 29;** vs. UNH, Oct. 8
 Turnovers: 3 vs. Marshall, Sept. 1
 Sacks: 5 vs. Towson, Oct. 22
 First Downs: 35 vs. LU, Sept. 24
 Third Down Conv. %: 77.8% vs. LU, Sept. 24
 Fourth Down Conversion %: 100% 4 times- last- vs. TU, Oct. 22
 Penalties: 7 vs. VMI, Sept. 10
 Penalty Yards: 55 vs. TU, Oct. 22; VMI, Sept. 10
 Possession Time: 40:57 vs. LU, Sept. 24

Bold - Happened Last Game

2005 TRIBE STATISTICAL LEADERS

Opponent	Pass Att.	Pass Yards	Rushes	Rush. Yds	Receptions	Rec. Yds.	Tackles	TFLs	Sacks
at MU	30, Potts	164, Potts	28, Brooks	149, Brooks	4, Lustig	64, Bratton	16, Rutter	1.0, Wright, Watson	1.0, Watson
at VMI	21, Phillips	202, Phillips	18, Brooks	94, Brooks	7, Nicholas	107, Nicholas	9, Rutter	1.5, Watson, O'Connor	1.5, Watson
at URI	30, Potts	211, Potts	18, Brooks	110, Brooks	4, four players	76, Nicholas	9, Rutter	1.5, Wright	none
LU	25, Potts	226, Potts	22, Brooks	102, Brooks	8, Nicholas	110, Nicholas	7, Rutter	2.0, Nickell	1.5, Watson
UNH	19, Potts	127, Potts	32, Brooks	135, Brooks	5, Lustig	68, Lustig	9, Cason	1.0, Four players	1.0, Watson, Wright
at NU	20, Phillips	256, Phillips	24, Brooks	89, Brooks	7, Nicholas	126, Lustig	11, Shaw	3.0, Watson	1.0, Wheeler
TU	21, Phillips	202, Phillips	13, Holmes	76, Holmes	6, Nicholas	83, Nicholas	7, Rutter, Shaw	2.0, Nickell	2.0, Nickell
at VU	33, Phillips	137, Phillips	14, Brooks	78, Brooks	5, Lustig	92, Lustig	16, Miller	1.0, Riley	none
JMU									
UD									
at UR									

2005 OPPONENT SINGLE-GAME HIGHS

INDIVIDUAL GAME HIGHS

Pass Attempts:	56, R. Santos (UNH), 10/8
Pass Completions:	33, R. Santos (UNH), 10/8
Passing Yards:	325, F. Jankowski (VU), 10/29
Passing TDs:	3, twice, last - F. Jankowski (VU), 10/29
Rushing Attempts:	39, M. Murray (NU), 10/15
Rushing Yards:	180, M. Murray (NU), 10/15
Rushing TDs:	3, J. Davis (URI), 9/17
Receptions:	11, J. Dieser (VU), 10/29
Receiving Yards:	182, J. Dieser (VU), 10/29
Receiving TDs:	2, C. Parks (NU), 10/15
Total Offensive Yards:	340, F. Jankowski (VU), 10/29
All Purpose Yards:	199, M. Gibson (VU), 10/29
Total Points:	18, J. Davis (URI), 9/17
Points Kicking:	11, M. Kesic (NU), 10/15
Points Rushing:	18, J. Davis (URI), 9/17
Points Receiving:	12, C. Parks (NU), 10/15
Field Goals Made:	2, twice, last - R. Halbruner (TU), 10/22
Field Goals Attempted:	3, M. Kesic (NU), 10/15
PATs Attempted:	7, C. Gallagher (URI), 9/17
PATs Made:	6, C. Gallagher (URI), 9/17
Punts:	8, N. Crouch (Liberty), 9/24
Punting Yards:	325, N. Crouch (Liberty), 9/24
Punting Average:	51.0, B. Giannecchini (URI), 9/17
Punt Returns:	3, twice, last - J. Outlaw (VU), 10/29
Punt Return Yards:	32, R. Chance (URI), 9/17
Kickoff Returns:	6, E. Yancey (TU), 10/22
Kickoff Return Yards:	119, E. Yancey (TU), 10/22
Kickoff Return Average:	25.3, T. Green (VMI), 9/10
Interceptions:	2, R. Badger (VU), 10/29
Interception Yards:	27, J. Young (NU), 10/15
Tackles:	14, K. Hull (VMI), 9/10
Solo Tackles:	9, C. Bunch (NU), 10/15
Tackles for loss:	3.0, S. Marrella (URI), 9/17
Sacks:	2.0, S. Marrella, M. Bland (URI), 9/17
Pass Breakups:	3, A. Bacchus (VU), 10/29

Bold - Happened Last Game

TEAM GAME HIGHS

Pass Attempts:	56, UNH, 10/8
Pass Completions:	33, UNH, 10/8
Passing Yards:	325, VU, 10/29
Passing TDs:	3, VU, 10/29; Marshall, 9/1
Yards Per Completion:	27.1, URI, 9/17
Rushing Attempts:	57, URI, 9/17
Rushing Yards:	361, URI, 9/17
Rushing TDs:	5, URI, 9/17
Yards Per Rush:	6.3, URI, 9/17
Total Yards:	578, URI, 9/17
Points Scored:	48, URI, 9/17
Touchdowns Scored:	7, URI, 9/17
Total Plays:	74, URI, 9/17
Field Goals Made:	2, two times - last, TU 10/22
Field Goals Attempted:	3, NU, 10/15
PATs Attempted:	7, URI, 9/17
PATs Made:	6, URI, 9/17
Punts:	8, Liberty, 9/24
Punting Yards:	325, Liberty, 9/24
Punting Average:	42.0, URI, 9/17
Punt Returns:	5, Marshall, 9/1
Punt Return Yards:	52, Marshall, 9/1
Kickoff Returns:	8, TU, 10/22
Kickoff Return Yards:	156, UNH, 10/8
Kickoff Return Average:	23.4, VMI, 9/10
Interceptions:	2, VU, 10/29
Interception Yards:	27, NU, 10/15
Forced Fumbles:	4, Marshall, 9/1
Fumble Return Yards:	75, Marshall, 9/1
Forced Turnovers:	3, Marshall, 9/1
Turnovers:	4, VU, 10/29; UNH, 10/8
Sacks:	5, URI, 9/17
First Downs:	28, VU, 10/29
Third Down Conversion %:	62%, URI, 9/17
Fourth Down Conversion %:	100%, URI, 9/17
Penalties:	8, VU, 10/29
Penalty Yards:	86, VU, 10/29
Possession Time:	36:00, VU, 10/29

Bold - Happened Last Game

W&M LONGEST PLAYS OF THE SEASON

Rush:	29, E. Mack vs. TU, Oct. 22
.....	29, J. Marianacci vs. LU, Sept. 24
Rushing TD:	15, E. Brooks vs. UNH, Oct. 8
Pass:	49, M. Potts to J. Nicholas at URI, Sept. 17
Passing TD:	49, M. Potts to J. Nicholas at URI, Sept. 17
Punt Return:	32*, L. Muldrow vs. UNH, Oct. 8
Kickoff Ret:	92, S. Cason vs. UNH, Oct. 8
INT Return:	80, J. Miller vs. VU, Oct. 29
Punt:	64, B. Pritchard vs. UNH, Oct. 8
Field Goal:	50 yds, G. Kuehn at URI, Sept. 17
Drive:	96 yds, 9 plays, 4:02, TD, at URI, Sept. 17

Bold - Happened Last Game

*Blocked punt yardage

OPPONENT LONGEST PLAYS OF THE SEASON

Rush:	30, M. Gibson (VU), Oct. 29
Rushing TD:	30, M. Gibson (VU), Oct. 29
Pass:	70, A. Orio to C. Parks (NU), Oct. 15
Passing TD:	70, A. Orio to C. Parks (NU), Oct. 15
Punt Return:	25, R. Chance (URI), Sept. 17
Kickoff Return:	53, T. Green (VMI), Sept. 10
INT Return:	27, J. Young (NU), Oct. 15
Punt:	55, M. Henry (UNH), Oct. 8
.....	55, N. Crouch (LU), Sept. 24
Field Goal:	33 yds, C. McCormack (UNH), Oct. 8
Drive:	94 yds, 9 plays, 2:51, TD, (VU), Oct. 29

Bold - Happened Last Game

WILLIAM AND MARY SINGLE-GAME RECORDS

INDIVIDUAL RECORDS

SCORING

Most Points

36, Bill Palese vs. Bridgewater, 1931

Most Touchdowns

6, Bill Palese vs. Bridgewater, 1931

Most PATs

8, Greg Kuehn vs. Liberty, 2005

8, Greg Kuehn vs. VMI, 2002

8, Terry Regan vs. Davidson, 1972

Most Field Goals

4, Chris Dawson vs. Lehigh, 1992

4, Brian Shallcross vs. VU, 1995

4, Brett Sterba vs. Northeastern, 2000

TOTAL OFFENSE

Most Yards

454, David Corley vs. Northeastern, 2000

RUSHING

Rush Attempts

37, Wes Meeteer vs. Davidson, 1969

37, Troy Keen vs. Northeastern, 1994

37, Derek Fitzgerald vs. Penn, 1995

Rushing Yards

257, Phil Mosser vs. Ohio Wesl., 1970

PASSING

Pass Attempts

53, Lang Campbell vs. UD, 2004

52, Mike Cook vs. UNH, 1998

Completions

35, Dave Murphy vs. Rutgers, 1983

Passing Yards

426, David Corley vs. Northeastern, 2000

Touchdown Passes

6, Shawn Knight vs. Maine, 1993

RECEIVING

Receptions

13, Rich Musinski vs. URI, 2003

13, Glen Bodnar vs. Colgate, 1984

Receiving Yards

244, Dominique Thompson at UD, 2004

240, Dave Conklin vs. VMI, 1997

TD Receptions

4, Dominique Thompson at UD, 2004

4, Vito Ragazzo vs. WFU, 1949

4, Corey Ludwig vs. Maine, 1993

SACKS

3.5, Luke Cullinane vs. VU, 1996

INTERCEPTIONS

4, Jack Bruce vs. Richmond, 1947

INDIVIDUAL LONG PLAYS

Rush from scrimmage

95 yds, John Truehart vs. Elon, 1934

Pass Completion

87 yds, Lang Campbell to Dominique Thompson at Delaware, 2004

87 yds, Dan Henning to Tom Scott vs. Navy, 1961

Punt

77 yds, Russell Brown, 1972

77 yds, Joe Agee, 1975

77 yds, Jack Freeman, 1942

Punt Return

101 yds, Dale Worrall vs. Bridgewater, 1932

Kickoff Return

100 yds, Dick Pawlewicz vs. UVA, 1974

Run With Fumble

91 yds, Meb Davis vs. Columbia, 1926

Run with Interception

93 yds, Marvin Graham vs. Virginia Tech, 1946

Field Goal

53 yds, Steve Christie vs. ETSU, 1987

53 yds, Steve Christie vs. UVA, 1988

53 yds, Brett Sterba vs. Delaware, 2000

TEAM RECORDS

Most Points Scored

95, vs. Bridgewater, 1931

Most Points Allowed

93, by Delaware, 1915

Most Yards Gained

681, vs. Richmond, 1991

Most Plays

100, vs. Virginia Tech, 1971

Rushing Yards

453, vs. Ohio Wesleyan, 1970

433, vs. Villanova, 1993

419, vs. Delaware, 1973

417, vs. Richmond, 1974

413, vs. VMI, 1993

Pass Attempts

55, vs. Virginia Tech, 1971

Pass Completions

35, vs. Rutgers, 1983

Passing Yards

498, vs. VMI, 1997

426, vs. Northeastern, 2000

414, vs. Miami (Ohio), 1982

412, vs. JMU, 1985

403, vs. East Carolina, 1981

First Downs

36, vs. VMI, 1991

36, vs. VMI, 1993

35, vs. Liberty, 2005

Most Interceptions

6, vs. Wake Forest, 1947

Best Defense Against the Run

-39 yds, vs. Colgate, 1988

-39 yds, vs. Villanova, 1996

-11 yds, Quantico, 1967

-6 yds, vs. Liberty, 2005

-6 yds, vs. Villanova, 1993

Best Defense Against the Pass

9 yds, vs. UMass, 1995

9 yds, vs. East Carolina, 1980

9 yds, vs. Appalachian State, 1976

10 yds, vs. Furman, 1999

11 yds, vs. VMI, 1993

Active players in bold.

WILLIAM AND MARY ALL-TIME OFFENSIVE PERFORMANCES

TOP PASSING PERFORMANCES

- 426, Dave Corley vs. NU, 10/28/00
- 406, Stan Yagiello vs. JMU, 9/28/85
- 401, David Murphy at Marshall, 11/5/83
- 399, Chris Garrity at ECU, 11/14/81
- 385, Greg DeGennaro at Bucknell, 9/20/86
- 383, Kenny Lambiotte vs. Colgate, 9/6/86
- 381, Mike Cook at N. Iowa, 12/7/96*
- 378, L. Campbell vs. NU, 10/2/04
- 373, M. Cook vs. UNH, 10/24/98
- 368, L. Campbell at LU, 10/9/04
- 360, D. Murphy vs. Rutgers, 10/22/83
- 355, L. Campbell at Delaware, 10/23/04
- 352, M. Cook at Ga. Southern, 9/6/97
- 346, D. Corley vs. VMI, 9/14/02
- 345, Chris Hakel vs. Delaware, 9/14/91
345, S. Yagiello vs. Norfolk St., 9/14/85
- 342, L. Campbell vs. Delaware, 12/4/04*
- 339, M. Cook vs. Hampton, 10/31/98
- 329, C. Garrity vs. Richmond, 11/21/81
- 326, D. Corley vs. Delaware, 9/28/02

TOP RUSHING PERFORMANCES

- 257, Phil Mosser at Ohio Wes., 10/3/70
- 219, Derek Fitzgerald vs. Penn., 10/14/95
- 201, Alvin Porch at UConn., 10/18/97
- 198, Jon Smith at UNH, 10/19/02
- 189, D. Fitzgerald at NU, 9/16/95
189, D. Fitzgerald vs. Villanova, 10/23/93
- 186, A. Porch vs. Boston, 9/27/97
- 183, A. Porch vs. Delaware, 11/2/96
- 181, Robert Green at Navy, 9/21/91
- 180, R. Green at Citadel, 9/8/90
- 177, Tyrone Shelton vs. ETSU, 11/4/89
177, Hameen Ali vs. Delaware, 10/10/98
- 173, A. Porch vs. Richmond, 11/15/97
- 172, Bill Bowman vs. WFU, 9/19/53
- 171, Jim Kruis vs. Navy, 10/16/76
- 170, Troy Keen at Furman, 9/17/94
- 165, R. Green vs. VMI, 10/13/90
- 164, T. Shelton at Furman, 11/3/90
164, Keith Fimian vs. Virginia, 9/18/76
- 159, A. Porch vs. JMU, 10/11/97

TOP RECEIVING PERFORMANCES

- 244, Dom. Thompson at UD, 10/23/04
- 240, David Conklin at VMI, 9/13/97
- 226, Mike Sutton at Marshall, 11/5/83
- 221, Dom. Thompson at LU, 10/9/04
- 211, Kurt Wrigley vs. UR, 11/21/81
- 198, Ron Gilliam vs. JMU, 9/28/85
- 195, Chris Rosier at UConn., 10/18/97
- 194, Rich Musinski vs. Delaware, 9/28/02
- 191, R. Musinski at URI, 10/25/03
- 185, D. Thompson vs. UD, 12/4/04*
- 184, C. Rosier at URI, 10/7/00
- 183, Glenn Bodnar at Colgate, 11/10/84
- 182, Dave Szydluk vs. JMU, 9/28/85
- 168, C. Rosier at JMU, 10/28/00
- 164, R. Musinski vs. UNH, 9/29/01
- 162, D. Conklin vs. UConn., 11/14/98
- 161, R. Musinski at UMass, 9/1/01
- 158, Harry Mehre vs. Lehigh, 9/17/88
- 157, Corey Ludwig at Delaware, 9/11/93
157, Domin. Thompson vs. NU, 10/2/04

MOST 200-YARD PASSING GAMES

- | | | | |
|-----|----|-----------------|-----------|
| 1. | 31 | David Corley | 1998-2002 |
| 2. | 24 | Chris Hakel | 1987-1991 |
| 3. | 22 | Mike Cook | 1994-1998 |
| 4. | 20 | Stan Yagiello | 1982-1985 |
| 5. | 18 | Lang Campbell | 2001-2004 |
| 6. | 13 | Shawn Knight | 1990-1994 |
| 7. | 7 | Kenny Lambiotte | 1985-1986 |
| | 7 | David Murphy | 1981-1983 |
| 9. | 6 | Craig Argo | 1986-1989 |
| 10. | 4 | Chris Garrity | 1979-1981 |

MOST 100-YARD RUSHING GAMES

- | | | | |
|-----|----------|----------------------|--------------|
| 1. | 19 | Derek Fitzgerald | 1991-1995 |
| 2. | 15 | Robert Green | 1988-1991 |
| 3. | 14 | Alvin Porch | 1993-1997 |
| 4. | 11 | Jim Kruis | 1975-1977 |
| 5. | 10 | Troy Keen | 1992-1995 |
| 6. | 9 | Tyrone Shelton | 1987-1990 |
| 7. | 7 | Michael Clemons | 1983-1986 |
| 8. | 5 | Elijah Brooks | 2004- |
| | 5 | Jon Smith | 2001-2004 |
| | 5 | Hameen Ali, III | 1996-2000 |
| 11. | 4 | Komlan Lonegran | 1998-2001 |
| 12. | 3 | Delmus Coley | 2003- |

MOST 100-YARD RECEIVING GAMES

- | | | | |
|-----|----------|---------------------|--------------|
| 1. | 21 | Rich Musinski | 1999-2003 |
| 2. | 12 | David Conklin | 1995-1999 |
| 3. | 8 | Chris Rosier | 1996-2000 |
| | 8 | Mark Compher | 1987-1990 |
| 5. | 7 | Josh Whipple | 1992-1996 |
| 6. | 6 | Ron Gilliam | 1983-1985 |
| | 6 | Corey Ludwig | 1989-1993 |
| | 6 | Dominique Thompson | 2001-2004 |
| 9. | 5 | Joe Nicholas | 2004- |
| | 5 | Terry Hammons | 1991-1995 |
| | 5 | Mike Sutton | 1981-1983 |
| 12. | 4 | Harry Mehre | 1985-1988 |
| | 4 | Jeff Sanders | 1982-1984 |
| | 4 | Dave Szydluk | 1984-1987 |
| | 4 | Mike Tomlin | 1990-1994 |
| | 4 | Kurt Wrigley | 1980-1982 |

WILLIAM AND MARY 2005 SEASON PERFORMANCES

Top Passing Performances

- | | | | |
|-----|-----|-----------------------|----------|
| 1. | 256 | Jake Phillips vs. NU | Oct. 15 |
| 2. | 226 | Mike Potts vs. LU | Sept. 24 |
| 3. | 211 | Mike Potts vs. URI | Sept. 17 |
| 4. | 202 | Jake Phillips vs. TU | Oct. 22 |
| | 202 | Jake Phillips vs. VMI | Sept. 10 |
| 6. | 164 | Mike Potts vs. MU | Sept. 1 |
| 7. | 137 | Jake Phillips vs. VU | Oct. 29 |
| 8. | 127 | Mike Potts vs. UNH | Oct. 2 |
| 9. | 103 | Mike Potts vs. NU | Oct. 15 |
| 10. | 84 | Jake Phillips vs. URI | Sept. 17 |

Top Rushing Performances

- | | | | |
|-----|-----|-----------------------|----------|
| 1. | 149 | Elijah Brooks vs. MU | Sept. 1 |
| 2. | 135 | Elijah Brooks vs. UNH | Oct. 8 |
| 3. | 110 | Elijah Brooks vs. URI | Sept. 17 |
| 4. | 102 | Elijah Brooks vs. LU | Sept. 24 |
| 5. | 94 | Elijah Brooks vs. VMI | Sept. 10 |
| 6. | 89 | Elijah Brooks vs. NU | Oct. 15 |
| 7. | 85 | Tony Viola vs. LU | Sept. 24 |
| 8. | 78 | Elijah Brooks vs. VU | Oct. 29 |
| 9. | 76 | DeBrian Holmes vs. TU | Oct. 22 |
| 10. | 65 | Tony Viola vs. VMI | Sept. 10 |

Top Receiving Performances

- | | | | |
|-----|-----|----------------------|----------|
| 1. | 126 | Josh Lustig vs. NU | Oct. 15 |
| 2. | 110 | Joe Nicholas vs. LU | Sept. 24 |
| 3. | 107 | Joe Nicholas vs. VMI | Sept. 10 |
| 4. | 105 | Joe Nicholas vs. NU | Oct. 15 |
| 5. | 92 | Josh Lustig vs. VU | Oct. 29 |
| 6. | 83 | Joe Nicholas vs. TU | Oct. 22 |
| 7. | 76 | Joe Nicholas vs. URI | Sept. 17 |
| 8. | 68 | Josh Lustig vs. UNH | Oct. 8 |
| 9. | 65 | Elliott Mack vs. TU | Oct. 22 |
| 10. | 64 | Adam Bratton vs. MU | Sept. 1 |

200-yard Passing Games

- | | |
|---|---------------|
| 3 | Jake Phillips |
| 2 | Mike Potts |

100-yard Rushing Games

- | | |
|---|---------------|
| 4 | Elijah Brooks |
|---|---------------|

100-yard Receiving Games

- | | |
|---|--------------|
| 3 | Joe Nicholas |
| 1 | Josh Lustig |

300-yard Passing Games

TRIBE 2005 SCORING DRIVES CHART

Opponent	Obtained	Plays	Yards	TOP	Result	Quarter	Play
Marshall	Kickoff	5	42	1:05	FG	First	Kuehn 47-yard field goal
Marshall	Interception	6	27	2:58	TD	Second	Otey fumble recovery in the end zone
Marshall	Kickoff	12	80	4:31	TD	Third	Potts 19-yard pass to Brooks
Marshall	Punt	11	62	5:40	TD	Third	Potts 18-yard pass to Viola
VMI	Kickoff	14	87	5:55	TD	First	Phillips 1-yard run
VMI	Punt	8	58	3:27	FG	Second	Kuehn 26-yard field goal
VMI	Interception	0	0	0:00	TD	Second	Cason 57-yard INT return
VMI	Punt	6	51	1:13	FG	Second	Kuehn 39-yard field goal
VMI	Punt	4	44	0:47	TD	Third	Brooks 6-yard run
VMI	Punt	10	55	4:05	TD	Fourth	Phillips 19-yard pass to Holmes
VMI	Downs	10	63	5:11	TD	Fourth	McLaurin 1-yard run
Rhode Island	Interception	5	44	0:49	TD	First	Brooks 2-yard run
Rhode Island	Punt	8	96	4:02	TD	First	Nicholas 49-pass from Potts
Rhode Island	Kickoff	7	26	3:12	FG	Second	Kuehn 50-yard field goal
Rhode Island	Interception	8	64	1:18	FG	Second	Kuehn 35-yard field goal
Rhode Island	Kickoff	8	43	4:10	FG	Third	Kuehn 31-yard field goal
Rhode Island	Kickoff	5	64	2:02	TD	Fourth	Mack 31-yard pass from Phillips
Liberty	Punt	10	69	4:03	TD	First	Brooks 1-yard run
Liberty	Punt	12	72	5:58	TD	Second	Trinkle 2-yard pass from Potts
Liberty	Downs	7	69	3:41	TD	Second	Brooks 1-yard run
Liberty	Interception	3	55	0:52	TD	Second	Brooks 14-yard pass from Potts
Liberty	Kickoff	15	80	7:54	TD	Third	Brooks 1-yard run
Liberty	Punt	10	84	3:10	TD	Fourth	Phillips 5-yard run
Liberty	Punt	5	58	2:16	TD	Fourth	Mack 34-yard pass from Phillips
Liberty	Punt	9	57	4:40	TD	Fourth	C.Taylor 4-yard run
New Hampshire	Kickoff	0	0	0:28	TD	First	Cason 92-yard kickoff return
New Hampshire	Punt	7	59	2:44	TD	First	Brooks 7-yard run
New Hampshire	Fumble	11	33	5:13	TD	Second	Lustig 9-yard pass from Potts
New Hampshire	Fumble	6	45	2:49	TD	Second	Brooks 1-yard un
New Hampshire	Blocked Punt	2	21	0:46	TD	Third	Brooks 15-yard run
New Hampshire	Downs	6	44	2:58	TD	Fourth	Brooks 4-yard run
Northeastern	Kickoff	10	75	4:20	TD	First	Otey 3-yard pass from Potts
Northeastern	Fumble	4	4	1:33	FG	First	Kuehn 33-yard field goal
Northeastern	Punt	7	60	2:55	TD	Fourth	Nicholas 30-yard pass from Phillips
Northeastern	Punt	8	77	3:20	TD	Fourth	Mack 22-yard pass from Phillips
Northeastern	Punt	4	62	1:28	TD	Fourth	Lustig 27-yard pass from Phillips
Northeastern	Possession	3	25	0:00	TD	OT 1	Nicholas 20-yard pass from Phillips
Northeastern	Possession	7	25	0:00	TD	OT 2	Phillips 8-yard run
Towson	Punt	11	76	5:16	TD	First	Nicholas 13-yard pass from Phillips
Towson	Kickoff	8	42	3:22	FG	First	Kuehn 44-yard field goal
Towson	Kickoff	8	40	3:40	FG	Second	Kuehn 48-yard field goal
Towson	Punt	7	35	2:34	FG	Second	Kuehn 39-yard field goal
Towson	Kickoff	15	74	6:21	TD	Third	Viola 1-yard run
Towson	Fumble	3	16	1:02	TD	Third	Phillips 1-yard run
Towson	Interception	0	0	0:00	TD	Third	Nickell 72-yard interception return
Towson	Punt	9	87	5:07	TD	Fourth	Phillips 4-yard run
Villanova	Interception	0	0	0:00	TD	Third	Tre. McLaurin 14-yard interception return
Villanova	Punt	4	65	1:03	TD	Fourth	Lustig 37-yard pass from Phillips
Villanova	Interception	0	0	0:00	TD	Fourth	Miller 80-yard interception return

TRIBE FOOTBALL HONOR ROLL

2005 SEASON

A10 Offensive Player of the Week

Elijah Brooks Oct. 8
Jake Phillips Oct. 15

A10 Defensive Player of the Week

Stephen Cason Sept. 10
Ryan Nickell Oct. 22

A10 Special Teams Player of the Week

Stephen Cason Oct. 8

A10 Rookie of the Week

Jake Phillips Sept. 10
Oct. 15

College Sports Report

I-AA Performer of the Week

Jake Phillips Oct. 18

2005 PRESEASON

Preseason All-Atlantic 10

Cody Morris, OL
Greg Kuehn, PK
Stephen Cason, DB
Adam O'Connor, DE

Preseason All-America

Greg Kuehn - Second Team Offense
Sports Network

Cody Morris - Third Team Offense

I-AA.org

Preseason Team Rankings

Sports Network - No. 9
I-AA.org - No. 12
Sagarin - No. 7 in I-AA, No. 95 overall
Don Hansen - No. 9



Junior Elijah Brooks needs 223 yards rushing to become the first Tribe back to gain 1,000 yards in a season since 1998.

TRIBE IN THE RED-ZONE

Opponent	WM In Red Zone	WM TDs	WM FGs	WM FGs Missed	WM No Score	WM RZ Score %
Marshall	4	3	0	0	1	.750
VMI	5	4	1	0	0	100.0
Rhode Island	3	1	2	0	0	100.0
Liberty	8	7	0	0	1	.875
New Hampshire	6	5	0	1	1	.833
Northeastern	5	3	1	1	1	.800
Towson	5	4	1	0	0	100.0
Villanova	0	0	0	0	0	.000
James Madison						
Delaware						
Richmond						
SEASON	36	27	5	2	4	.889

OPPONENTS IN THE RED-ZONE

Opponent	Opp. In Red Zone	Opp. TDs	Opp. FGs	Opp. FGs Missed	Opp. No Score	Opp. RZ Score %
Marshall	3	2	1	0	0	100.0
VMI	1	1	0	0	0	100.0
Rhode Island	4	4	0	0	0	100.0
Liberty	0	0	0	0	0	.000
New Hampshire	5	1	1	0	3	.400
Northeastern	7	4	2	1	1	.857
Towson	2	0	2	0	0	100.0
Villanova	3	2	0	0	1	
James Madison						
Delaware						
Richmond						
SEASON	25	14	6	1	4	.800

WILLIAM AND MARY GAME-BY-GAME - 2005

MU 36, #9 W&M 24

HUNTINGTON, WV (9/1/05) -- Junior tailback Elijah Brooks ran for a career-high 149 yards, but Marshall used a game-breaking 70-yard fumble return for a touchdown late in the third quarter to rally for a 36-24 victory over William and Mary at Edwards Stadium.

The Tribe led 24-23 after a pair of touchdown tosses from sophomore quarterback Mike Potts, who was making his first-career start, in the third period and was on the move again deep in MU territory, when Herd linebacker Matt Coach picked up a Potts fumble and raced 70 yards for a touchdown.

After W&M's next drive stalled, the Herd put it away with an 11-play, 84-yard drive capped by Bernie Morris' third touchdown pass of the contest, a 12-yard hook-up with Hiram Moore.

Brooks gained 149 yards on 28 carries, surpassing his previous career mark of 120 set last season at Towson and hauled in a 19-yard scoring reception from Potts that pulled W&M with 23-17 at the 10:29 mark of the third.

After junior linebacker Ryan Nickell recovered a fumble at the Herd 30-yard line that was forced by senior defensive end Jonas Watson, Potts connected with redshirt freshman Tony Viola for an 18-yard touchdown pass, the first of Viola's career, to give W&M its first lead of the game.

Redshirt freshman linebacker Josh Rutter, in his first career start, paced the defense with 16 total tackles, while classmate Kevin Allen recorded the first interception of his career in the first half.

	1	2	3	4	Final
William and Mary	3	7	14	0	24
Marshall	10	13	6	7	36

Scoring Summary

Qtr	Team	Score	Time
1st	MU	FG O'Connor 28	13:37
	W&M	FG Kuehn 47	12:27
	MU	Bradshaw 5 run (O'Connor kick)	5:38
2nd	W&M	Otey 0 FR (Kuehn kick)	7:30
	MU	Bradshaw 52 pass from Morris (O'Connor kick)	5:38
	MU	Lauzon 25 pass from Morris (O'Connor kick)	1:32
3rd	W&M	Brooks 19 pass from Potts (Kuehn kick)	10:29
	W&M	Viola 18 pass from Potts (Kuehn kick)	3:03
	MU	Couch 70 fumble return (pass failed)	1:08
4th	MU	Moore 12 pass from Morris (O'Connor kick)	9:46

	W&M	MU
First Downs	21	24
Rushes - Yards	37-155	30-103
Att-Cmp-Int	35-181-1	40-26-1
Pass Yards	204	313
Total Offense	359	416
Total Plays	72	70
Fumbles - Lost	4-2	1-1
3rd Down Conv.	6-13	3-11
Penalties - Yards	4-18	1-5
Sacks by - Yards	1-2	2-11
Time of Possession	30:18	29:42

Rushing

W&M: Brooks 28-149, McLaurin 2-11, Phillips 1-6, Viola 1-3, McAulay 1--4, Potts 4--14, Otey 0-0 (TD).
MU: Bradshaw 15-72 (TD), Morris 7-23, Small 5-9, Morris 1-6.

Passing

W&M: Potts 30-16-1 164 (2 TD), Phillips 5-2-0 40.
MU: Morris 23-15-1 215 (3 TD), Skinner 17-11 98.

Receiving

W&M: Lustig 4-44, Bratton 3-64, Brooks 3-27 (TD), Trinkle 3-12, Marianacci 2-27, Taylor 2-12, Viola 1-18 (TD).
MU: Hargrove 7-125, Bradshaw 6-73 (TD), Moore 5-56 (TD), Lauzon 5-55 (TD), Morris 1-12, Mullins 1-2, Skinner 1--10.

Defense

W&M: Rutter 16 (4 solo, .5 TFL), Shaw 10 (.5 TFL), Nickell 7 (FR), O'Neill 7, Miller 7, Wright 5 (TFL), Watson 1 (Sack, FF)

Attendance: 25,102

#11 W&M 41, VMI 7

LEXINGTON, VA (9/10/05) -- Redshirt freshman quarterback Jake Phillips threw for 202 yards and a touchdown and 11th-ranked William and Mary piled up 469 yards of total offense to down VMI, 41-7, in the 83rd all-time meeting between the state schools.

In his first-career start, Phillips completed 17 of 21 pass attempts and hit redshirt freshman tailback DeBrian Holmes for a 19-yard scoring play in the fourth quarter.

On the mark from the start, Phillips connected on all three of his throws for 33 yards on the Tribe's opening series, leading W&M on an 87-yard march that was capped by Phillips' 1-yard sneak on fourth-and-goal from the 1 to put W&M up 7-0.

Senior corner Stephen Cason pushed the lead to 17-0 in the second with a 57-yard interception return for a touchdown, his second pick of the contest.

After VMI trimmed the advantage to 17-7, senior place-kicker Greg Kuehn nailed a 39-yard field goal as time expired in the first half to give the Tribe a 20-7 advantage at the break. It was Kuehn's second field goal of the game, bringing his career total to 49, which ranks second on the W&M career list and the Atlantic 10 career list.

Junior running back Elijah Brooks led the Tribe ground game for the second-straight week with 94 yards on 18 carries, including a third-quarter 6-yard touchdown scamper that increased the lead to 27-7. Classmate Trevor McLaurin completed the Tribe's scoring with a 1-yard touchdown run with 2:12 remaining.

	1	2	3	4	Final
William and Mary	7	13	7	14	41
VMI	0	7	0	0	7

Scoring Summary

Qtr	Team	Score	Time
1st	W&M	Phillips 1 run (Kuehn kick)	9:05
2nd	W&M	FG Kuehn 26	10:41
	W&M	Cason 57 interception return (Kuehn kick)	7:14
	VMI	Ludden 18 pass from Wilson (Way kick)	4:31
	W&M	FG Kuehn 39	0:00
3rd	W&M	Brooks 6 run (Kuehn kick)	3:42
4th	W&M	Holmes 19 pass from Phillips (Kuehn kick)	11:15
	W&M	McLaurin 1 run (Kuehn kick)	2:12

	W&M	VMI
First Downs	25	17
Rushes - Yards	46-267	37-110
Att-Cmp-Int	21-17-1	30-18-2
Pass Yards	202	170
Total Offense	469	280
Total Plays	67	67
Fumbles - Lost	2-1	0-0
3rd Down Conv.	5-10	7-14
Penalties - Yards	7-55	1-5
Sacks by - Yards	3-18	0-0
Time of Possession	30:02	29:58

Rushing

W&M: Brooks 18-94 (TD), Viola 10-65, McLaurin 7-53 (TD), Holmes 6-27, Phillips 4-19 (TD), Marianacci 1-9.
VMI: Mizzer 20-68, Hollingsworth 4-37, Jackson 6-21, Maleski 1-2, Wilson 6--18.

Passing

W&M: Phillips 21-17-1 202 (TD).
VMI: Wilson 27-17-2 155 (TD), Allen 3-1-0 15.

Receiving

W&M: Nicholas 7-107, Holmes 3-28 (TD), Lustig 2-8, Bratton 1-26, Marianacci 1-11, Trinkle 1-10, Taylor 1-7, Brooks 1-5.
VMI: Burden 5-42, Mizzer 3-31, Price 3-23, Gilliland 3-15, Lloyd 2-26, Ludden 1-18 (TD), Fox 1-15.

Defense

W&M: Rutter 9 (4 solo, TFL), Watson 8 (1.5 sacks), Cason 7 (5 solo, 2 INT, TD), Larkins 7 (TFL), Wheeler 5 (TFL), O'Connor 4 (1.5 TFL, sack), Cox 3 (3 solo, blocked punt)

Attendance: 7,140

URI 48, #7 W&M 29

KINGSTON, RI (9/17/05) -- Rhode Island senior quarterback Jayson Davis rushed for three touchdowns and passed for two more to lead the Rams to a 48-29 upset of seventh-ranked William and Mary at Meade Stadium.

Davis ran for scores of 13, 10 and 2 yards, and completed 7-of-15 pass attempts for 197 yards, including touchdown passes of 43 and 41 yards to Keith Brown and Kyle Edwards, respectively., as URI piled up 578 yards of total offense.

W&M senior place-kicker Greg Kuehn became the College's all-time leading scorer with 11 points on the afternoon, kicking field goals of 50, 35 and 31 yards added two extra points. Kuehn surpassed Steve Christie's ('90) record of 278 career points and now holds the mark with 289. Kuehn also broke the Atlantic 10 career field goals record of 50, bringing his career total to 52.

Junior running back Elijah Brooks rushed for 110 yards on 18 carries, his second 100-yard rushing game of the season. Brooks became the first Tribe back to have two 100-yard games since Delmus Coley in 2003.

Sophomore quarterback Mike Potts completed 20-of-29 attempts for 208 yards and a touchdown, a 49-yard scoring play to sophomore Joe Nicholas that gave W&M a 14-0 lead in the first quarter.

	1	2	3	4	Final
William and Mary	14	6	3	6	29
Rhode Island	7	14	13	14	48

Scoring Summary

Qtr	Team	Score	Time
1st	W&M	Brooks 2 run (Kuehn kick)	11:40
	W&M	Nicholas 49 pass from Potts (Kuehn kick)	5:33
	URI	Brown 43 pass from Davis (Gallagher kick)	3:43
2nd	URI	Davis 13 run (Gallagher kick)	14:48
	URI	Davis 10 run (Gallagher kick)	12:03
	W&M	FG Kuehn 50	8:44
	W&M	FG Kuehn 35	1:06
3rd	URI	Casey 21 run (kick blocked)	11:10
	W&M	FG Kuehn 31	6:51
	W&M	Edwards 41 pass from Davis (Gallagher kick)	5:23
4th	URI	Davis 2 run (Gallagher kick)	10:02
	URI	Poole 1 run (Gallagher kick)	3:19
	W&M	Mack 31 pass from Phillips (Kuehn kick)	1:12

	W&M	URI
First Downs	21	25
Rushes - Yards	30-109	57-361
Att-Cmp-Int	38-27-0	17-8-3
Pass Yards	295	217
Total Offense	404	578
Total Plays	68	74
Fumbles - Lost	2-1	2-0
3rd Down Conv.	2-12	8-13
Penalties - Yards	3-35	1-15
Sacks by - Yards	0-0	5-31
Time of Possession	30:10	29:50

Rushing

W&M: Brooks 18-110 (TD), Holmes 4-22, Phillips 3--4, Potts 5--19.
URI: Casey 14-144 (TD), Davis 17-71 (3 TD), Jones 5-55, Campbell 10-47, Poole 3-38 (TD), Brown 1-5, Roberson 2-2, West 1--1.

Passing

W&M: Potts 30-21-0 211 (TD), Phillips 8-6-0 84 (TD).
URI: Davis 15-7-2 197 (2 TD), Jones 1-0-1, Giannecchini 1-1-0 20.

Receiving

W&M: Nicholas 4-76 (TD), Bratton 4-51, Taylor 4-33, Mack 3-49 (TD), Brooks 3-34, Lustig 3-20, Trinkle 4-22, Marianacci 1-6, Holmes 1-4.
URI: Poole 3-51, Brown 2-81 (TD), Edwards 1-41 (TD), Bowers 1-24, Casey 1-20.

Defense

W&M: Rutter 9 (6 solo, TFL), Miller 6, Nickell 5, Shaw 5 (5 solo, 2 INT), Wright 4 (1.5 TFL), Riley 3 (INT), Pendleton 2 (FF, Blk)

Attendance: 3,303

WILLIAM AND MARY GAME-BY-GAME - 2005

#16 W&M 56, LU 0

WILLIAMSBURG (9/24/05) -- W&M found the end zone on eight of its 10 possessions and piled up 635 yards of total offense, to Liberty's 145, and shut out the Flames 56-0 at Zable Stadium.

The Tribe held Liberty to a net of minus-6 rushing yards and posted its first shutout since blanking VMI, 34-0, in 2001.

Junior Elijah Brooks paced the W&M ground attack, which rang up 335 rushing yards, with 102 yards on 22 carries, his 100-yard game of the season Brooks scored three rushing touchdowns, all on 1-yard runs, and added another receiving score to become the first Tribe player to score four touchdowns since Dominique Thompson at Delaware in 2004.

In his third career start, sophomore quarterback Mike Potts went for 226 yards and two touchdowns on 19-for-25 passing. Redshirt freshman Jake Phillips spelled Potts in the second half and completed 3-of-3 attempts for 74 yards, including a 34-yard touchdown toss to Elliott Mack. Phillips also ran three times for 16 yards and a score.

Sophomore Joe Nicholas paced the receiving corps with 110 yards on eight catches, his second 100-yard game in three tries. Brooks finished with three catches for 43 yards, while true freshman D.J. McAulay pulled in two balls for 49 yards.

For the fourth consecutive game, redshirt freshman linebacker Josh Rutter led the defense in tackles, recording seven total stops. Junior Ryan Nickell made five total tackles, including 2.0 TFL, and added an interception. Senior defensive end Jonas Watson registered 1.5 sacks and five total stops, while redshirt freshman free safety Kevin Allen picked off his second pass of the season.

	1	2	3	4	Final
Liberty	0	0	0	0	0
William and Mary	7	21	7	21	56

Scoring Summary

Qtr	Team	Score	Time
1st	W&M	Brooks 1 run (Kuehn kick)	4:18
2nd	W&M	Trinkle 2 pass from Potts (Kuehn kick)	12:16
	W&M	Brooks 1 run (Kuehn kick)	3:24
	W&M	Brooks 14 pass from Potts (Kuehn kick)	1:06
3rd	W&M	Brooks 1 run (Kuehn kick)	7:06
4th	W&M	Phillips 5 run (Kuehn kick)	9:40
	W&M	Mack 34 pass from Phillips (Kuehn kick)	6:59
	W&M	C. Taylor 4 run (Kuehn kick)	1:29

	W&M	LU
First Downs	35	7
Rushes - Yards	64-335	22-(-6)
Att-Cmp-Int	28-22-0	25-10-2
Pass Yards	300	151
Total Offense	635	145
Total Plays	92	47
Fumbles - Lost	1-1	0-0
3rd Down Conv.	14-18	2-12
Penalties - Yards	1-10	2-10
Sacks by - Yards	4-33	0-0
Time of Possession	40:57	19:03

Rushing

W&M: Brooks 22-102 (3 TD), Viola 12-85, Marianacci 2-53, Holmes 13-52, Coley 6-18, Phillips 3-16 (TD), Potts 3-7, C. Taylor 1-4 (TD).

LU: Hamilton 3-10, Otah 6-9, Smith 2-3, Terrell 4-4, Farrel 7-18.

Passing

W&M: Potts 25-19-0 226 (2 TD), Phillips 3-3-0 74 (TD).

LU: Farrel 13-7-1 126, Smith 9-2-1, Terrell 3-1-0-4.

Receiving

W&M: Nicholas 8-110, Brooks 3-43 (TD), McAulay 2-49, Lustig 2-19, Trinkle 2-18 (TD), Bratton 2-15, Mack 1-34 (TD), Marianacci 1-6, Holmes 1-6.

LU: Terrell 3-35, Williams 2-60, Turner 2-22, Hamilton 2-8, Jackson 1-26.

Defense

W&M: Rutter 7 (TFL), Nickell 5 (2 TFL, INT), Watson 5 (1.5 sacks), Cason 3 (.5 sack), Jones 3 (1.0 sack), O'Connor 2 (1 TFL, .5 sack), Griffin 2 (1 TFL), Allen 2 (INT).

Attendance: 11,741

#17 W&M 42, #1 UNH 10

WILLIAMSBURG (10/8/05) -- Senior Stephen Cason returned the game's opening kickoff 92 yards for a touchdown, and W&M never looked back in upsetting top-ranked New Hampshire, 42-10, at Zable Stadium.

Junior tailback Elijah Brooks churned out 135 yards and four touchdowns on a career-high 32 carries, and the Tribe held UNH's high-scoring offensive attack scoreless in the second half to pick up W&M's first win over a No. 1 team.

Brooks scored on a 7-yard run in the first quarter, and sophomore quarterback Mike Potts found senior Josh Lustig for a 9-yard touchdown pass on the first play of the second quarter to give W&M a 21-0 lead.

UNH responded with a quick five-play, 79-yard drive that resulted in a 5-yard touchdown run by John McCoy, but Brooks answered with a 1-yard scoring run with just over two minutes remaining in the half. Wildcats' kicker Connor McCormack hit a 33-yard field goal as time expired in the opening half to cut the deficit to 28-10, but that was a close as UNH would get.

Brooks scored a 15-yard scamper, that was set up by junior Leonard Muldrow's punt block, in the third quarter and plowed into the end zone from four yards out with 4:26 remaining to set the final margin.

W&M caused four turnovers in the game, including two interceptions, one each by Cason and sophomore T.J. O'Neill, and three times stopped UNH on fourth down conversion attempts.

Cason paced the unit with nine total tackles, and the pick was his third this season. O'Neill finished with eight total stops, including seven solo stops to go along with his first-career interception.

	1	2	3	4	Final
New Hampshire	0	10	0	0	10
William and Mary	14	14	7	7	42

Scoring Summary

Qtr	Team	Score	Time
1st	W&M	Cason 92 kickoff return (Kuehn kick)	14:32
	W&M	Brooks 7 run (Kuehn kick)	5:47
2nd	W&M	Lustig 9 pass from Potts (Kuehn kick)	14:51
	UNH	McCoy 5 run (McCormack kick)	13:25
	W&M	Brooks 1 run (Kuehn kick)	2:16
	UNH	FG 33 McCormack	0:00
3rd	W&M	Brooks 15 run (Kuehn kick)	3:42
4th	W&M	Brooks 4 run (Kuehn kick)	4:26

	W&M	UNH
First Downs	13	23
Rushes - Yards	44-190	30-85
Att-Cmp-Int	19-11-0	56-33-2
Pass Yards	127	324
Total Offense	317	409
Total Plays	63	86
Fumbles - Lost	2-1	2-2
3rd Down Conv.	7-16	7-17
Penalties - Yards	3-40	4-21
Sacks by - Yards	2-7	1-1
Time of Possession	31:27	28:33

Rushing

W&M: Brooks 32-135 (4 TD), Holmes 4-37, Marianacci 2-11, Viola 2-6, Potts 3-3.

UNH: McCoy 16-65 (TD), Brown 2-11, Ward 1-4, Santos 9-4, LeVan 1-2.

Passing

W&M: Potts 19-11-0 127 (TD).

UNH: Santos 56-33-2 324.

Receiving

W&M: Nicholas 5-68 (TD), Nicholas 2-36, Trinkle 2-9, Marianacci 1-11, Holmes 1-3.

UNH: LeVan 7-54, McCoy 7-45, Ball 6-116, Brown 5-40, Ward 4-17, Williams 3-45, Boyle 1-7.

Defense

W&M: Cason 9 (6 solo, INT, PBU), O'Neill 8 (7 solo, INT, PBU), Shaw 8 (5 solo, FR), Rutter 8 (TFL, FR), Nickell 8 (TFL), Page 7 (6 solo), Watson 7 (FF, sack), Wright 6 (sack).

Attendance: 4,149

#11 W&M 44, NU 41 (2 OT)

BROOKLINE, MA (10/15/05) -- Redshirt freshman quarterback Jake Phillips' 8-yard touchdown run in the second overtime gave the 11th-ranked Tribe a thrilling, 44-41, victory over Northeastern at Parsons Field.

Phillips entered the game in the third quarter with the Tribe trailing 31-10 and led a furious fourth-quarter comeback, throwing for 231 yards and three touchdowns on 16-for-18 passing in regulation to force overtime.

In overtime, Phillips threw a 20-yard touchdown pass to sophomore Joe Nicholas in the first extra period and ran in the game-winning score from eight yards out in the second.

Phillips finished the game 18-for-20 through the air for 256 yards and four touchdowns, both career-highs, and added 32 yards rushing on nine attempts.

Nicholas hauled in seven receptions for 105 yards, including two of Phillips' touchdown passes, and senior Josh Lustig pulled in six balls for a W&M season-high 126 yards, including the game-tying 27-yard touchdown reception with 1:43 remaining.

Senior Jon Shaw paced a Tribe defense, with 11 total tackles, that did not allow a first down and forced four Northeastern punts in the fourth quarter, aiding the dramatic rally. Senior Jonas Watson added a career-high 10 total stops, including seven solos and three tackles for loss. Redshirt freshman Josh Rutter finished 10 stops to give W&M three in double-digit stops.

	1	2	3	4	OT1	OT2	Final
William and Mary	10	0	0	21	7	6	44
Northeastern	7	3	21	0	7	3	41

Scoring Summary

Qtr	Team	Score	Time
1st	NU	Murray 1 run (Kescic kick)	11:04
	W&M	Otey 3 pass from Potts (Kuehn kick)	6:51
	W&M	FG Kuehn 33	5:11
2nd	NU	FG Kescic 26	4:59
3rd	NU	Parks 70 pass from Orio (Kescic kick)	11:59
	NU	Orio 10 run (Kescic kick)	6:06
	NU	Murray 10 run (Kescic kick)	5:35
4th	W&M	Nicholas 30 pass from Phillips (Kuehn kick)	11:59
	W&M	Mack 22 pass from Phillips (Kuehn kick)	6:05
	W&M	Lustig 27 pass from Phillips (Kuehn kick)	1:43
OT 1	W&M	Nicholas 20 pass from Phillips (Kuehn kick)	
	NU	Parks 9 pass from Orio (Kescic kick)	
OT 2	NU	FG Kescic 20	
	W&M	Phillips 8 run	

	W&M	NU
First Downs	21	17
Rushes - Yards	36-103	55-218
Att-Cmp-Int	35-27-1	17-11-0
Pass Yards	359	195
Total Offense	462	413
Total Plays	71	72
Fumbles - Lost	3-1	2-1
3rd Down Conv.	6-13	4-15
Penalties - Yards	3-18	2-15
Sacks by - Yards	1-4	4-22
Time of Possession	26:49	33:11

Rushing

W&M: Brooks 24-89, Phillips 9-32 (TD), Holmes 1-1, Potts 2-19.

NU: Murray 39-176 (2 TD), Broomfield 7-25, French 3-9, Orio 6-8 (TD).

Passing

W&M: Phillips 20-18-0 256 (4 TD), Potts 15-9-1 103 (TD).

NU: Orio 17-11-0 195 (2 TD).

Receiving

W&M: Nicholas 7-105 (2 TD), Lustig 6-126 (TD), Brooks 5-34, Trinkle 4-43, Mack 2-31 (TD), Holmes 1-17, Otey 1-3 (TD), Marianacci 1-0.

NU: Parks 4-146 (2 TD), Graham 2-15, Riley 1-16, Broomfield 1-9, Hopkins 1-8, Ballantyne 1-1, Murray 1-0.

Defense

W&M: Shaw 11 (8 solo, 1.5 TFL, PBU), Watson 10 (7 solo, 3.0 TFL), Rutter 10 (TFL), Nickell 6, Miller 6, Cason 6, Wheeler 3 (sack).

Attendance: 2,118

WILLIAM AND MARY GAME-BY-GAME - 2005

#12 W&M 44, TU 13

WILLIAMSBURG (10/22/05) -- W&M reeled off 28 unanswered points and held Towson's high-scoring offense scoreless in the second half to pull away for a 44-13 victory in A10 action at Zable Stadium.

The Tribe forced two second-half turnovers, including junior linebacker Ryan Nickell's 72-yard interception return for a touchdown, and recorded four sacks in the final 30 minutes in holding the Tigers to 95 total yards after intermission.

Redshirt freshman quarterback Jake Phillips guided a nearly flawless offensive performance, throwing for 202 yards and a touchdown on 16-for-21 passing, as the Tribe scored on eight of its 10 possessions. Phillips added a pair of rushing scores and finished with 39 yards on 10 attempts.

Senior kicker Greg Kuehn connected on three field goals attempts in the first half, brining his career total to 56, one shy of the W&M career record. With 14 points on the day, Kuehn extended his school scoring record to 325 career points.

Redshirt freshman tailback DeBrian Holmes gained a career-high 76 yards rushing on 13 carries, as W&M grinded out 210 yards on the ground. Sophomore Tony Viola added 24 yards on five totes and scored on a 1-yard run in the third quarter, the first touchdown of his career.

Sophomore Joe Nicholas paced the receiving corps with 83 yards on six catches, including a 13-yard scoring reception from Phillips in the first quarter. Redshirt freshman Elliott Mack had three grabs for 65 yards.

	1	2	3	4	Final
Towson	7	6	0	0	13
William and Mary	10	6	21	7	44

Scoring Summary

Qtr	Team	Score	Time
1st	W&M	Nicholas 13 pass from Phillips (Kuehn kick)	7:10
	TU	Lee 22 pass from Schaefer (Halbruner kick)	3:22
	W&M	FG Kuehn 44	0:00
2nd	TU	FG Halbruner 30	10:39
	W&M	FG Kuehn 48	6:59
	W&M	FG Kuehn 39	3:10
3rd	W&M	Viola 1 run (Kuehn kick)	8:39
	W&M	Phillips 1 run (Kuehn kick)	6:10
	W&M	Nickell 72 interception return (Kuehn kick)	1:04
4th	W&M	Phillips 4 run (Kuehn kick)	5:09

	W&M	TU
First Downs	24	20
Rushes - Yards	42-210	27-62
Att-Cmp-Int	21-16-0	37-24-1
Pass Yards	202	255
Total Offense	412	317
Total Plays	63	64
Fumbles - Lost	0-0	4-1
3rd Down Conv.	3-7	6-14
Penalties - Yards	5-55	6-56
Sacks by - Yards	5-26	1-6
Time of Possession	29:54	30:06

Rushing

W&M: Holmes 13-76, Phillips 10-39 (2 TD), Mack 1-29, Viola 5-24 (TD), Coley 4-23, Brooks 8-20.

TU: Williams 16-77, Lee 1-3, King 1-1, Schaefer 8-(-9), Brown 1-(-10).

Passing

W&M: Phillips 21-16-0 202 TD.

TU: Schaefer 37-24-1 255 TD.

Receiving

W&M: Nicholas 6-83 (TD), Mack 3-65, Lustig 3-9, Brooks 1-14, Bratton 1-14, Marianacci 1-13, Trinkle 1-4.

TU: Lee 8-93 (TD), Yancey 6-63, Brown 6-60, Williams 2-18, Harrison 1-13, Alexander 1-8.

Defense

W&M: Rutter 7 (FR), Shaw 7 (PBU), Nickell 6 (INT, TD, 2 sacks, 2 FF, 2 PBU), O'Connor (Sack, PBU), Miller 6 (.5 TFL), Williamson 3 (sack), Watson 2 (sack).

Attendance: 8,922

VU 35, #9 W&M 21

VILLANOVA, PA (10/29/05) -- Villanova built a 28-0 lead and withstood two Tribe interception returns for touchdowns to post a 35-21 upset win over W&M at Villanova Stadium.

Wildcats' quarterback Frank Jankowski threw for 325 yards and three touchdowns, and tailback Moe Gibson rushed for a career-high 176 yards and a touchdown as Villanova piled up 540 yards of total offense, to the Tribe's 232, to snap W&M's four-game winning streak.

Junior linebacker Trevor McLaurin returned an interception 14 yards for a touchdown to cut the Tribe's deficit to 21-7 in the third quarter, his first career pick and return for a score.

Redshirt freshman Jake Phillips hooked up with senior Josh Lustig on a 37-yard scoring pass to make it 28-14 midway through the fourth, before senior James Miller stepped in front of a Jankowski pass and raced 80 yards for a touchdown with 2:05 remaining to get W&M within a score.

After a failed onside kick attempt, W&M was able to force a Villanova punt, and the Tribe regained possession at its own 3-yard line with 1:32 left, but Phillips' second pass on the drive was intercepted and returned 15 yards for a touchdown by Rodney Badger to seal the Wildcats win.

Miller's and McLaurin's touchdowns gave W&M two non-offensive touchdowns in a game for the first time since the 2003 season finale at Richmond, when the Tribe had a defensive and special teams score. It was Miller's second-career interception return for a touchdown.

Lustig finished with five grabs for 92 yards, and junior tailback Elijah Brooks added 78 yards rushing on 14 attempts.

	1	2	3	4	Final
William and Mary	0	0	7	14	21
Villanova	7	7	14	7	35

Scoring Summary

Qtr	Team	Score	Time
1st	VU	Outlaw 15 pass from Jankowski (Marcoux kick)	4:49
2nd	VU	Ridley 14 pass from Jankowski (Marcoux kick)	2:45
3rd	VU	Dieser 23 pass from Jankowski (Marcoux kick)	8:53
	VU	Gibson 30 run (Marcoux kick)	6:03
	W&M	Tre. McLaurin 14 INT return (Kuehn kick)	0:41
4th	W&M	Lustig 37 pass from Phillips (Kuehn kick)	7:41
	W&M	Miller 80 INT return (Kuehn kick)	2:05
	VU	Badger 15 INT return (Marcoux kick)	1:07

	W&M	VU
First Downs	15	28
Rushes - Yards	25-95	43-215
Att-Cmp-Int	33-13-2	36-25-3
Pass Yards	137	325
Total Offense	232	540
Total Plays	58	79
Fumbles - Lost	1-0	1-1
3rd Down Conv.	4-14	7-14
Penalties - Yards	2-20	8-86
Sacks by - Yards	0-0	3-19
Time of Possession	24:00	36:00

Rushing

W&M: Brooks 14-78, Phillips 9-17, Holmes 1-5, Marianacci 1-(-5).

VU: Gibson 34-176 (TD), May 4-20, Jankowski 3-15, Outlaw 1-6.

Passing

W&M: Phillips 33-13-2 137 TD.

VU: Jankowski 35-25-3 325 TD.

Receiving

W&M: Lustig 5-92 (TD), Trinke 3-24, Brooks 3-11, Nicholas 1-8, Holmes 1-2.

VU: Dieser 11-182 (TD), Outlaw 7-65 (TD), Ridley 4-56 (TD), Pol 2-13, Sheery 1-9.

Defense

W&M: Miller 16 (INT, TD), Nickell 15, Rutter 12, O'Connor 6 (FF, FR), Riley 5 (TFL), Tre. McLaurin 3 (INT, TD), Griffin 2 (INT).

Attendance: 6,207

QUARTERBACK CLUB PLAYERS OF THE WEEK

For the Week of: Oct. 31 - Villanova Game


OFFENSE



JOSH LUSTIG, SR, WR

Lustig hauled in five receptions for 92 yards and a touchdown ... Scored the Tribe's only offensive touchdown on a 37-yard pass from Jake Phillips in the fourth quarter.

DEFENSE



JAMES MILLER, SR, FS

Miller recorded a career-high 16 total tackles at Villanova ... Surpassed previous career-best of 15, set in 2004 season-opener at UNC ... Also returned an interception 80 yards for a touchdown against the Wildcats ... Marked his sixth career INT and second return for a TD.

SPECIAL TEAMS



BLAIR PRITCHARD, SR, P

Pritchard punted seven times for 285 yards, both career-highs ... Averaged 40.7 yards per punt, including a long of 47 yards ... Downed four punts inside the Villanova 20-yard line ... Now ranks third in A10 in punting average (40.5).

Previous Winners:

Marshall - Sept. 1
Elijah Brooks, JR, RB
28 car., career-high 149 rush yards, 3 rec., 27 yards, TD

VMI - Sept. 10
Pat Mulloy, SR, OL
Tribe offense 469 total yards, 267 rushing.

URI - Sept. 17
Elijah Brooks, JR, RB
18 car., 110 yards, TD, 3 rec., 34 yards

Liberty - Sept. 24
Matt Trinkle, JR, TE
2 rec., 18 yards, TD

New Hampshire - Oct. 8
Elijah Brooks, JR, RB
Career-high 32 carries, 135 yards, 4 TD

Northeastern - Oct. 15
Jake Phillips, RF, QB
18-20-0, 256 yards, 4 TD, 9 rush, 32 yards, TD

Towson - Oct. 22
Cody Morris, JR, OL
Tribe offense 413 total yards, 211 rushing

Villanova - Oct. 29
Josh Lustig, SR, WR
5 receptions, 92 yards, TD

Previous Winners:

Marshall - Sept. 1
Richard Riley, SR, DB
PBU

VMI - Sept. 10
Stephen Cason, SR, DB
2 INT, 57-yard INT for TD, 7 total tackles, 5 solos

URI - Sept. 17
Jon Shaw, SR, SS
5 solo tackles, 2 interceptions

Liberty - Sept. 24
Ryan Nickell, JR, LB
5 TT, 3 solo, 2.0 TFL, INT - 28 yards

New Hampshire - Oct. 8
Stephen Cason, SR, DB
9 TT, 6 solo, INT, PBU, 92-yard kickoff return for TD

Northeastern - Oct. 15
Jon Shaw, SR, SS
11 total tackles, 8 solo, 1.5 TFL, PBU

Towson - Oct. 22
Ryan Nickell, JR, LB
6 TT, 72-yard INT for TD, 2 sacks, 2 FF, 2 PBU

Villanova - Oct. 29
James Miller, SR, FS
16 TT, 80-yard INT for TD

Previous Winners:

Marshall - Sept. 1
Josh Rutter, RF, LB
16 TT, 4 solo

VMI - Sept. 10
Derek Cox, RF, DB
Blocked punt, 3 solo tackles, PBU

URI - Sept. 17
Blair Pritchard, JR, P
6 punts, 230 yards, 38.3 AVG, 47 long, 1 inside 20

Liberty - Sept. 24
Zach Stout, JR, DB
1 TT

New Hampshire - Oct. 8
Blair Pritchard, JR, P
6 punts, 256 yards, 42.7 AVG, 64 long, 3 inside 20

Northeastern - Oct. 15
David Page, SO, DB
1 solo tackle, Forced Fumble

Towson - Oct. 22
Greg Kuehn, SR, PK
3-3 FG (44, 48, 39), 5-5 PAT

Villanova - Oct. 29
Blair Pritchard, JR, P
7 punts for 285 yards, 40.7 AVG, 47 long, 4 inside 20

2005 William and Mary Football
William and Mary Overall Individual Statistics (as of Oct 29, 200
All games

RUSHING	GP	Att	Gain	Loss	Net	Avg	TD	Long	Avg/G
Elijah Brooks	8	164	801	24	777	4.7	9	22	97.1
DeBrian Holmes	8	42	225	5	220	5.2	0	27	27.5
Tony Viola	8	30	187	4	183	6.1	1	26	22.9
Jacob Phillips	7	39	171	46	125	3.2	5	16	17.9
Joe Marianacci	8	6	77	9	68	11.3	0	29	8.5
Trevor McLaurin	8	9	64	0	64	7.1	1	17	8.0
Delmus Coley	2	10	41	0	41	4.1	0	10	20.5
Elliott Mack	7	1	29	0	29	29.0	0	29	4.1
Chris.Taylor	7	1	4	0	4	4.0	1	4	0.6
Matt Otey	7	0	0	0	0	0.0	1	0	0.0
D.J. McAulay	6	1	0	4	-4	-4.0	0	0	-0.7
TEAM	4	4	0	5	-5	-1.2	0	0	-1.2
Mike Potts	6	17	15	53	-38	-2.2	0	3	-6.3
Total.....	8	324	1614	150	1464	4.5	18	29	183.0
Opponents.....	8	301	1310	168	1142	3.8	11	30	142.8

PASSING	GP	Effic	Att-Cmp-Int	Pct	Yds	TD	Lng	Avg/G
Mike Potts	6	138.57	119-76-2	63.9	831	7	49	138.5
Jacob Phillips	7	164.22	111-75-3	67.6	995	9	37	142.1
Total.....	8	150.95	230-151-5	65.7	1826	16	49	228.2
Opponents.....	8	128.06	258-155-14	60.1	1950	12	70	243.8

RECEIVING	GP	No.	Yds	Avg	TD	Long	Avg/G
Joe Nicholas	7	35	525	15.0	4	49	75.0
Josh Lustig	8	30	386	12.9	3	42	48.2
Matt Trinkle	8	20	142	7.1	1	20	17.8
Elijah Brooks	8	19	168	8.8	2	27	21.0
Adam Bratton	8	11	170	15.5	0	34	21.2
Elliott Mack	7	9	179	19.9	3	34	25.6
Joe Marianacci	8	8	74	9.2	0	18	9.2
DeBrian Holmes	8	8	60	7.5	1	19	7.5
John Taylor	4	7	52	7.4	0	18	13.0
D.J. McAulay	6	2	49	24.5	0	39	8.2
Tony Viola	8	1	18	18.0	1	18	2.2
Matt Otey	7	1	3	3.0	1	3	0.4
Total.....	8	151	1826	12.1	16	49	228.2
Opponents.....	8	155	1950	12.6	12	70	243.8

PUNT RETURNS	No.	Yds	Avg	TD	Long
Josh Lustig	10	92	9.2	0	21
Leonard Muldrow	1	32	32.0	0	0
Total.....	11	124	11.3	0	21
Opponents.....	14	116	8.3	0	25

INTERCEPTIONS	No.	Yds	Avg	TD	Long
Stephen Cason	3	57	19.0	1	57
Kevin Allen	2	23	11.5	0	23
Jonathan Shaw	2	12	6.0	0	12
Ryan Nickell	2	100	50.0	1	72
Richard Riley	1	-5	-5.0	0	0
Jerome Griffin	1	0	0.0	0	0
James Miller	1	80	80.0	1	80
TJ O'Neill	1	0	0.0	0	1
Trevor McLaurin	1	14	14.0	1	14
Total.....	14	281	20.1	4	80
Opponents.....	5	42	8.4	1	27

KICK RETURNS	No.	Yds	Avg	TD	Long
Stephen Cason	16	381	23.8	1	92
Tony Viola	3	27	9.0	0	11
Michael Pigram	3	30	10.0	0	11
James Miller	2	63	31.5	0	33
Josh Lustig	2	49	24.5	0	35
Graham Falbo	1	0	0.0	0	0
DeBrian Holmes	1	16	16.0	0	16
Matt Trinkle	1	6	6.0	0	6
Adam Bratton	1	4	4.0	0	4
Matt Otey	1	0	0.0	0	0
Total.....	31	576	18.6	1	92
Opponents.....	43	828	19.3	0	53

FUMBLE RETURNS	No.	Yds	Avg	TD	Long
Total.....	0	0	0.0	0	0
Opponents.....	3	80	26.7	1	70

2005 William and Mary Football
William and Mary Overall Individual Statistics (as of Oct 29, 2005)
All games

SCORING	----- PATs -----								Points
	TD	FGs	Kick	Rush	Rcv	Pass	DXP	Saf	
Greg Kuehn	0	10-15	37-38	0-0	0	0-0	0	0	67
Elijah Brooks	11	0-0	0-0	0-0	0	0-0	0	0	66
Jacob Phillips	5	0-0	0-0	0-0	0	0-0	0	0	30
Joe Nicholas	4	0-0	0-0	0-0	0	0-0	0	0	24
Josh Lustig	3	0-0	0-0	0-0	0	0-0	0	0	18
Elliott Mack	3	0-0	0-0	0-0	0	0-0	0	0	18
Matt Otey	2	0-0	0-0	0-0	0	0-0	0	0	12
Stephen Cason	2	0-0	0-0	0-0	0	0-0	0	0	12
Tony Viola	2	0-0	0-0	0-0	0	0-0	0	0	12
Trevor McLaurin	2	0-0	0-0	0-0	0	0-0	0	0	12
James Miller	1	0-0	0-0	0-0	0	0-0	0	0	6
Matt Trinkle	1	0-0	0-0	0-0	0	0-0	0	0	6
Chris.Taylor	1	0-0	0-0	0-0	0	0-0	0	0	6
DeBrian Holmes	1	0-0	0-0	0-0	0	0-0	0	0	6
Ryan Nickell	1	0-0	0-0	0-0	0	0-0	0	0	6
Total.....	39	10-15	37-38	0-0	0	0-0	0	0	301
Opponents.....	25	6-8	22-24	0-0	0	0-1	0	0	190

TOTAL OFFENSE	G	Plays	Rush	Pass	Total	Avg/G
Jacob Phillips	7	150	125	995	1120	160.0
Mike Potts	6	136	-38	831	793	132.2
Elijah Brooks	8	164	777	0	777	97.1
DeBrian Holmes	8	42	220	0	220	27.5
Tony Viola	8	30	183	0	183	22.9
Joe Marianacci	8	6	68	0	68	8.5
Trevor McLaurin	8	9	64	0	64	8.0
Delmus Coley	2	10	41	0	41	20.5
Elliott Mack	7	1	29	0	29	4.1
Chris.Taylor	7	1	4	0	4	0.6
D.J. McAulay	6	1	-4	0	-4	-0.7
TEAM	4	4	-5	0	-5	-1.2
Total.....	8	554	1464	1826	3290	411.2
Opponents.....	8	559	1142	1950	3092	386.5

FIELD GOALS	FGM-FGA	Pct	01-19	20-29	30-39	40-49	50-99	Lg	Blk
Greg Kuehn	10-15	66.7	0-0	1-2	5-9	3-3	1-1	51	1

FG SEQUENCE	William and Mary	OPPONENTS
Marshall	(47)	(28),52
VMI	(26),(39)	-
Rhode Island	(51),(35),(31)	-
Liberty	39	-
New Hampshire	28	(33)
Northeastern	(33),36	(26),31,(20)
Towson	(44),(48),(39)	(30),(26)
Villanova	39,39	-

PUNTING	No.	Yds	Avg	Long	TB	FC	I20	I
Blair Pritchard	29	1174	40.5	64	2	4	10	
Corey Davis	2	64	32.0	38	0	0	0	
Total.....	31	1238	39.9	64	2	4	10	
Opponents.....	39	1392	35.7	60	1	12	12	

KICKOFFS	No.	Yds	Avg	TB	OB
Greg Kuehn	53	3024	57.1	6	4
Total.....	53	3024	57.1	6	4
Opponents.....	36	1919	53.3	4	2

Numbers in (parentheses) indicate field goal was made.

2005 William and Mary Football
 William and Mary Overall Individual Statistics (as of Oct 29, 200
 All games

ALL PURPOSE	G	Rush	Rec	PR	KOR	IR	Tot	Avg/G
Elijah Brooks	8	777	168	0	0	0	945	118.1
Josh Lustig	8	0	386	92	49	0	527	65.9
Joe Nicholas	7	0	525	0	0	0	525	75.0
Stephen Cason	8	0	0	0	381	57	438	54.8
DeBrian Holmes	8	220	60	0	16	0	296	37.0
Tony Viola	8	183	18	0	27	0	228	28.5
Elliott Mack	7	29	179	0	0	0	208	29.7
Adam Bratton	8	0	170	0	4	0	174	21.8
Matt Trinkle	8	0	142	0	6	0	148	18.5
James Miller	8	0	0	0	63	80	143	17.9
Joe Marianacci	8	68	74	0	0	0	142	17.8
Jacob Phillips	7	125	0	0	0	0	125	17.9
Ryan Nickell	8	0	0	0	0	100	100	12.5
Trevor McLaurin	8	64	0	0	0	14	78	9.8
John Taylor	4	0	52	0	0	0	52	13.0
D.J. McAulay	6	-4	49	0	0	0	45	7.5
Delmus Coley	2	41	0	0	0	0	41	20.5
Leonard Muldrow	6	0	0	32	0	0	32	5.3
Michael Pigram	8	0	0	0	30	0	30	3.8
Kevin Allen	8	0	0	0	0	23	23	2.9
Jonathan Shaw	8	0	0	0	0	12	12	1.5
Chris.Taylor	7	4	0	0	0	0	4	0.6
Matt Otey	7	0	3	0	0	0	3	0.4
TEAM	4	-5	0	0	0	0	-5	-1.2
Richard Riley	8	0	0	0	0	-5	-5	-0.6
Mike Potts	6	-38	0	0	0	0	-38	-6.3
Total.....	8	1464	1826	124	576	281	4271	533.9
Opponents.....	8	1142	1950	116	828	42	4078	509.8

2005 William and Mary Football
 William and Mary Overall Defensive Statistics (as of Oct 29, 2005)
 All games

DEFENSIVE LEADERS	GP	-----Tackles-----			TFL/Yds	-Sacks- No-Yds	---Pass Def---			-Fumbles-		Blkd	
		Solo	Ast	Total			Int-Yds	BrUp	QBH	Rcv-Yds	FF	Kick	Saf
44 Josh Rutter	8	32	46	78	5.5-5	2-0	.	.	.
35 Jonathan Shaw	8	27	30	57	3.5-10	.	2-12	3	.	1-0	.	.	.
55 Ryan Nickell	8	27	26	53	5.5-20	2.0-11	2-100	2	.	1-0	2	.	.
21 James Miller	8	18	29	47	1.5-1	.	1-80	3
22 Stephen Cason	8	23	17	40	1.0-9	0.5-8	3-57	4
93 Jonas Watson	8	16	22	38	9.5-41	6.0-36	.	.	1	.	2	.	.
39 TJ O'Neill	8	15	21	36	0.5-1	.	1-0	2
94 Josh Wright	8	14	20	34	4.0-21	1.0-7	.	.	2
97 Adam O'Connor	8	11	15	26	4.5-20	2.5-18	.	1	2	1-0	2	.	.
77 Bri.Williamson	8	9	16	25	2.5-10	1.0-9	.	1
8 Alan Wheeling	8	15	10	25
58 Larry Pendleton	8	4	16	20	2	1	.
13 David Page	8	12	4	16	1	.	.
24 Richard Riley	8	9	6	15	1.0-3	.	1--5	1
34 Thad Wheeler	6	6	8	14	1.5-5	1.0-4
48 Michael Pigram	8	7	7	14	1-0	.	.	.
23 Trevor McLaurin	8	7	4	11	0.5-1	.	1-14
36 Kevin Allen	8	6	4	10	.	.	2-23	1
6 Brandon Burrow	8	4	5	9
69 Will. Turner	8	5	4	9
37 Derek Cox	7	7	2	9	.	.	.	1	.	.	1	1	.
95 Jerome Griffin	8	.	8	8	1.0-1	0.5-1	1-0	2	1
57 Brian Neely	8	2	6	8
99 Josh Larkins	4	1	6	7	0.5-1
29 Zachary Stout	7	3	3	6
74 Brandon Pugh	4	.	5	5	0.5-1	0.5-1
4 Leonard Muldrow	6	2	2	4	1	.
92 Ryan Jones	1	.	3	3	1.0-1	1.0-1
85 Matt Trinkle	8	2	1	3
50 Todd Reyher	7	.	3	3	.	.	.	2
25 Greg Kuehn	8	2	.	2
47 D.J. McAulay	6	.	2	2
11 John Taylor	4	1	1	2
91 Blair Pritchard	6	1	.	1
33 Josh Lustig	8	1	.	1
9 Elijah Brooks	8	1	.	1
Total.....	8	290	352	642	44-151	16-96	14-281	23	6	6-0	10	3	.
Opponents.....	8	296	336	632	37-139	16-90	5-42	28	9	7-80	11	1	.