

2005

WILLIAM & MARY FOOTBALL

Tribe 2004 ATLANTIC 10 CHAMPIONS NCAA SEMIFINALIST



GAME DAY INFORMATION

#24 WILLIAM AND MARY "TRIBE" (5-4, 3-3 A10) vs.
DELAWARE "BLUE HENS" (4-5, 1-5 A10)

Kickoff: 1 p.m., Saturday, Nov. 12, 2005

Site: Cary Field at Zable Stadium (12,174, natural grass)

TV: None

Radio: 12:30 p.m. - The Tribe Football Radio Network will broadcast today's game across the Commonwealth of Virginia. The veteran broadcast duo of Jay Colley (play-by-play) and Bob Sheeran (color) will call the action. For a complete listing of the Tribe Football Radio Network, see page six.

All-Time Series: Delaware leads 17-12.

Last Meeting: W&M won, 44-38 (2 OT), at Zable Stadium on Dec. 4 last season.

FIRST AND 10

W&M hosts Delaware on Saturday at Zable Stadium in the final home game of 2005. The College will recognize 18 student-athletes who will finish their eligibility this year in Senior Day ceremonies prior to kickoff. The Tribe is coming off a 30-29 loss to James Madison on Saturday night, which dropped W&M to 5-4 overall and 3-3 in the Atlantic 10. In the first regular season night game in Zable Stadium history, Dukes' kicker Paul Wantuck hit a 44-yard field goal with three seconds remaining to give the defending national champions the victory. Senior place-kicker Greg Kuehn broke the W&M career record for field goals with three on Saturday, as he brought his career total to 59, which surpassed Steve Christie's (1986-89) record of 57. With 11 points on the evening, Kuehn brought his career scoring total to 339 points, which ranks third in NCAA I-AA history for kickers. Delaware dropped a 35-7 decision to Massachusetts in Newark on Saturday, which dropped the Blue Hens to 4-5, 1-5 in the league. These two teams met twice last year, with the Hens taking a 31-28 victory at home during the regular season, before W&M claimed a 44-38, double-overtime victory at Zable Stadium in the NCAA Quarterfinals on Dec. 4. Since W&M began conference play in 1993, the Tribe has faced the Blue Hens 13 times, winning six of those contests. Of those 13 games, nine have been decided by a touchdown or less, with the Tribe winning five of these.

#24 William and Mary

Delaware

Date	Opponent	Score/Time	Date	Opponent	Score/Time
Sept. 1	at Marshall	L, 24-36	Sept. 10	LEHIGH	W, 34-33 (OT)
Sept. 10	at VMI	W, 41-7	Sept. 17	WEST CHESTER	W, 42-21
Sept. 17	*at Rhode Island	L, 29-48	Sept. 24	HOLY CROSS	W, 35-23
Sept. 24	LIBERTY	W, 56-0	Oct. 1	*at Towson	L, 31-35
Oct. 8	*#1 NEW HAMPSHIRE	W, 42-10	Oct. 8	*HOFSTRA	L, 6-10
Oct. 15	*at Northeastern	W, 44-41 (2 OT)	Oct. 15	*RICHMOND	L, 10-20
Oct. 22	*TOWSON	W, 44-13	Oct. 22	*JAMES MADISON	W, 34-28
Oct. 29	*at Villanova	L, 21-35	Oct. 29	*at Maine	L, 15-25
Nov. 5	*JAMES MADISON	L, 29-30	Nov. 5	*MASSACHUSETTS	L, 7-35
Nov. 12	*DELAWARE	1:00 PM	Nov. 12	*at William and Mary	1:00 PM
Nov. 19	*at Richmond	1:00 PM	Nov. 19	*at Villanova	1:00 PM
*A10 conference game			*A10 conference game		

HEAD COACHES

Jimmye Laycock (W&M, 1970)	K.C. Keeler (Delaware, 1981)
W&M Record 175-117-2 (26th year)	UD Record 34-16 (Fourth year)
Career Record 175-117-2 (26th year)	Career Record 122-37-1 (13th year)
vs. UD 11-14	vs. W&M 2-2

MEDIA CONTACTS

W&M SPORTS INFORMATION

SID - Pete Clawson
Phone - (757) 221-3369
Email - pmclaw@wm.edu
Fax - (757) 221-3412
Web - www.TribeAthletics.com

UD SPORTS INFORMATION

SID - Scott Selheimer
Phone - (302) 831-2186
Email - selheime@udel.edu
Fax - (302) 831-8653
Web - www.udel.edu/sportsinfo

IN THE SPOTLIGHT

THIS WEEK'S FEATURED ATHLETE:

#95

JEROME GRIFFIN
SENIOR, DEFENSIVE END

Senior Jerome Griffin, a self-proclaimed big kid, plans to pursue a career as a kindergarten teacher. To read more about Jerome's life off the field, see the question and answer feature on page 12.

TABLE OF CONTENTS

W&M Quick Facts.....	2
Depth Charts.....	2
How They Stack Up.....	2
Tale of the Tape.....	2
Statistical Leaders.....	2
Head Coach Jimmye Laycock.....	3
Atlantic 10 Information.....	4
Team Notes.....	4
The Last Meeting.....	5
More Atlantic 10 Information.....	5
W&M Media Information.....	6
National Rankings.....	8
Greg Kuehn Career Records Watch.....	11
In the Spotlight: Jerome Griffin.....	12
The Tribe in 2005.....	12
W&M Alphabetical Roster.....	13
W&M Numerical Roster.....	15
2005 Game-by-game Starters.....	15
The Last Time It Happened.....	16
W&M Single-Game Highs.....	17
Opponent Single-Game Highs.....	18
W&M Single-Game Records.....	19
All-time Offensive Performances.....	20
W&M Scoring Drives Chart.....	21
W&M in the Red-Zone.....	22
Tribe Honor Roll.....	22
2005 Game-by-Game Results.....	23
Quarterback Club Players of the Week.....	26
2005 Statistics.....	27





DEPTH CHARTS

WILLIAM & MARY DELAWARE



OFFENSE

WR	33	Josh Lustig	SR	5-9	175
	2	Elliott Mack	RF	6-0	188
LT	67	Brent Cochran	SO	6-5	300
	70	Jonathan Shafran	RF	6-3	280
LG	75	Michael Grenz	SR	6-3	285
	65	Matt Ridjaneck	SR	6-4	275
C	59	Patrick Mulloy	SR	6-4	315
	51	Tim Kelley	SO	6-2	290
RG	68	Cody Morris	JR	6-4	285
	53	Luke Hiteshew	RF	6-1	287
RT	71	Brad Stewart	SO	6-3	300
	79	Michael Grant	RF	6-5	305
TE	40	Adam Bratton	SR	6-4	250
or	85	Matt Trinkle	JR	6-5	260
WR	27	Joe Nicholas	SO	6-3	211
	3	Joe Marianacci	RF	6-1	186
QB	18	Jake Phillips	RF	6-3	208
	10	Mike Potts	SO	6-4	224
TB	9	Elijah Brooks	JR	5-9	210
	28	DeBrian Holmes	RF	5-9	180
FB	46	Matt Otey	SO	5-11	230
	45	Graham Falbo	SO	6-0	250

DEFENSE

DE	97	Adam O'Connor	SR	6-8	275
	95	Jerome Griffin	SR	6-1	240
DT	77	Brian Williamson	JR	6-3	281
	74	Brandon Pugh	SO	6-2	261
DT	58	Larry Pendleton	SR	6-3	285
	57	Brian Neely	JR	6-4	298
DE	94	Josh Wright	JR	6-3	246
	93	Jonas Watson	SR	6-2	228
ILB	39	T.J. O'Neill	SO	6-1	238
	34	Thad Wheeler	SR	6-1	216
OLB	44	Josh Rutter	RF	6-3	228
	23	Trevor McLaurin	JR	5-11	230
OLB	55	Ryan Nickell	JR	6-2	210
	50	Todd Reyher	RF	6-0	214
CB	22	Stephen Cason	SR	6-0	210
	37	Derek Cox	RF	6-1	180
SS	35	Jonathan Shaw	SR	6-0	198
	29	Zach Stout	JR	6-0	190
FS	21	James Miller	SR	6-1	200
	36	Kevin Allen	RF	6-2	195
CB	24	Richard Riley	JR	6-2	185
	8	Alan Wheeling	JR	5-9	180

SPECIAL TEAMS

PK	25	Greg Kuehn	SR	6-3	215
HO	14	Christian Taylor	JR	6-5	205
P	91	Blair Pritchard	JR	5-11	230
LS	34	Thad Wheeler	SR	6-1	216
	94	Josh Wright	JR	6-3	246
SS	75	Michael Grenz	SR	6-3	285
KR	33	Josh Lustig	SR	5-9	175
	22	Stephen Cason	SR	6-0	210
	21	James Miller	SR	6-1	200
PR	33	Josh Lustig	SR	5-9	175

HOW THEY STACK UP

CATEGORY	W&M (A10)	UD (A10)
Scoring Offense	36.7 (2) ✓	23.8 (10)
Rushing Offense	181.1 (4) ✓	195.2 (3)
Passing Offense	225.3 (6) ✓	175.4 (11)
Had Intercepted	5 (1) ✓	6 (2)
Total Offense	406.4 (6) ✓	370.7 (10)
Turnover Margin	1.11 (2) ✓	-0.44 (9)
3rd Down Effici.	44.5 (4) ✓	40.3 (8)
Scoring Defense	24.4 (7) ✓	25.6 (8)
Rushing Defense	155.7 (8) ✓	124.4 (4)
Passing Defense	231.8 (9) ✓	248.3 (11)
Total Defense	387.4 (9) ✓	372.8 (7)
Net Punting	36.2 (3) ✓	33.5 (5)
Penalties	29.7 (1) ✓	36.2 (2)

OFFENSE

TE	80	Justin LaForgia	SR	6-5	255
	87	Steve Selk	JR	6-3	230
WR	17	Aaron Love	RF	5-9	150
	14	John Heydt	RF	5-10	175
WR	9	Armond Cauthen	RF	6-1	192
	84	Frank Wilczynski	RF	6-1	190
WR	1	Kervin Michaud	RF	5-10	175
	14	Jon Heydt	RF	5-10	175
LT	75	Mike Byrne	SO	6-6	285
	60	Marco Kristen	SO	6-8	300
LG	74	Brian Sims	SR	6-4	285
	70	Kheon Hendricks	RF	6-1	280
C	77	Jon Herman	FR	6-3	285
	75	Mike Byrne	SO	6-6	285
RG	67	Rich Beverley	SO	6-6	295
	64	Greg Benson	SO	6-4	287
RT	78	Rob Bergman	SR	6-5	289
	60	Marco Kristen	SO	6-8	300
QB	5	Sonny Riccio	SR	6-2	200
	10	Ryan Carty	JR	5-11	200
RB	28	Omar Cuff	SO	5-10	180
	8	Danny Jones	FR	5-8	172

DEFENSE

LE	52	Stephen Purkey	RF	6-2	235
	92	Manny Marshall	RF	6-2	275
DT	97	Bubba Jespersen	JR	6-1	245
	33	Jeremy Kametz	SO	6-4	243
DT	51	Tom Parks	SR	6-4	275
	99	Randall James	SR	6-0	278
RE	11	Matt Marcorelle	FR	6-2	220
	95	Michael Sothern	SO	6-1	230
OLB	45	Keiandre Hepburn	JR	5-11	210
	42	Brian Brown	FR	6-0	210
MLB	44	John Mulhern	SR	6-2	235
	46	Demetrice Alexander	RF	5-11	233
OLB	55	Marquez Davis	SO	6-2	222
	57	Erik Johnson	RF	6-2	213
LCB	15	Rashaad Woodard	JR	5-9	185
	3	Fred Andrew	RF	5-10	182
SS	37	Aaron Hicks	FR	6-0	170
	22	Emanuel Beneby	RF	6-1	180
FS	32	Kyle Campbell	JR	5-11	195
	34	Jeff Robinson	JR	6-1	185
RCB	2	Nicos Chavis	JR	6-1	187
	37	Aaron Hicks	FR	6-0	170

SPECIAL TEAMS

K/KO	16	Zach Hobby	FR	6-0	205
	47	Jon Striefsky	FR	6-1	180
P	26	Stuart Kenworthy	FR	6-3	225
	19	Mike Weber	SR	6-2	200
H	5	Sonny Riccio	SR	6-2	200
	14	Jon Heydt	RF	5-10	175
LS	36	Brett Wharton	SR	6-1	195
	80	Justin LaForgia	SR	6-5	255
SS	36	Brett Wharton	SR	6-1	195
	97	Bubba Jespersen	JR	6-1	245
KR	15	Rashaad Woodard	JR	5-9	185
	1	Kervin Michaud	RF	5-10	175
PR	17	Aaron Love	RF	5-9	150

TALE OF THE TAPE

TRIBE vs. BLUE HENS

Pos.	W&M	UD	Pos.
WR & TE	6-2/224	5-11/184	DB
OF Backs	6-1/218	6-1/222	LB
OL & TE	6-4/282	6-2/244	DL
DL	6-4/272	6-5/282	OL/TE
LB	6-2/218	6-0/190	OF Backs
DB	6-0/195	6-0/193	WR/TE

* Averages reflect those of starters only.

TRIBE QUICK FACTS

COLLEGE INFORMATION

Location: Williamsburg, Va.
 Founded: 1693
 Enrollment: 5,700
 Nickname: Tribe
 Colors: Green, Gold and Silver
 President: Gene R. Nichol (OK State, 1973)
 Athletics Director: Terry Driscoll (BC, 1969)
 College Website: www.wm.edu

FOOTBALL INFORMATION

First Season: 1893
 All-Time Record: 509-489-41
 Stadium: Zable Stadium
 Capacity: 12,174
 Surface: Natural grass
 All-Time Record at Zable: 188-103-6
 Bowl/Playoff Appearances: .. 12 (7 in D I-AA)
 Bowl/Playoff Record: 7-7 (6-7 in D I-AA)
 Conference: Atlantic 10 (Southern)
 Head Coach: Jimmye Laycock (See page 5)
 Alma Mater: W&M, 1970
 Offensive Formation: Pro-style
 Defensive Formation: Multiple 4-3
 Lettermen Ret./Lost: 30/11
 Off. Starters Ret./Lost: 8/3
 Def. Starters Ret./Lost: 8/2
 Spec. Starters Ret./Lost: 1/0
Captains: Josh Lustig, Travis McLaurin, Pat Mulloy, Adam O'Connor

2004 IN REVIEW

Overall Record: 11-3
 A10 Record: 7-1
 A10 Finish: Tie-First, Southern Division
 Home: 7-1
 Away: 4-2
 Postseason: NCAA Semifinals
 Final Ranking: No. 3

TEAM LEADERS


WILLIAM AND MARY

Rushing - Brooks (185 att., 869 yds, 4.7 avg., 9TD, 96.6 yds/g)
 Passing - Phillips (139-90-3, 1,197 yds, 10TD, 149.6 yds/g)
 Receiving - Nicholas (39 rec., 572 yds, 14.7 avg., 5TD, 71.5 yds/g)
 Punt Ret. - Lustig (13 for 96 yards, 7.4 avg., 21 long)
 Kick Ret. - Cason (18 for 424 yds, 23.6 avg., TD, 92 long)
 Kicking - Kuehn (13-18 FG, long 51; 39-40 PAT)
 Punting - Pritchard (39.9 avg., 64 long, 11 Inside-20)
 Tackles - Rutter (88 total, 37 solo)
 Sacks - Watson (6.0 for 36 yards)
 TFL - Watson (10.0 for 42 yards)
 INT - Cason (4 for 82 yards, TD)
 Pass Brks - Cason, Miller, Shaw (4)

DELAWARE

Rushing - Cuff (196 att., 979 yds, 5.0 avg., 12 TD, 108.8 yds/g)
 Passing - Riccio (268-147-5, 1,562 yds, 11 TD, 173.6 yds/g)
 Receiving - Cuff (34 rec., 366 yds, 10.8 avg, 4TD, 40.7 yds/g)
 Punt Ret. - Love (23 for 246 yds, 10.7 avg., 54 long)
 Kick Ret. - Woodard (24 for 577 yds, 24.0 avg., 45 long)
 Kicking - Hobby (6-7 FG, 29 long; 22-23 PAT)
 Punting - Kenworthy (36.6 avg., 53 long, 9 In-20)
 Tackles - Mulhern (80 total, 41 solo)
 Sacks - Parks (3.0 for 27 yards)
 TFL - Hepburn (8.0 for 31 yards)
 INT - Five players with 1
 Pass Brks - Woodard (7)

TRIBE HEAD COACH JIMMYE LAYCOCK



The following few quotes were taken from Laycock during Monday's Atlantic 10 football coaches conference call. For the complete transcript, log on to www.TribeAthletics.com.

Comments on the play of JMU tailback Alvin Banks [124 yards rushing, 2 TD] and the Dukes' offense on Saturday.

[Banks] is a very good back and he played very well. I thought a lot of their players played very well. [Quarterback Justin Rascati] was scrambling well, and we had a very difficult time stopping him. He made a number of big plays. If we contained the quarterback, we would have had a better chance to win. But, they were also a lot of other factors that went into it.

Comments on senior place-kicker Greg Kuehn [Broke the W&M career field goals record (59) with three vs. JMU Saturday].

I don't compare guys, as to who is the best, or second best. But, Greg has continued to progress every year he has been here. I thought Saturday night was his best game of the year so far as kickoffs. He really hit the ball well on kickoffs [two touchbacks]. We talk about his field goals a lot, which we kind of take for granted. But, I think he's really gotten better with kickoffs. Obviously, he has been very consistent and has been able to handle a lot of pressure. We will sure miss him, and I think he has the talent to play at the next level.

Comments on the play of redshirt freshman quarterback Jake Phillips and sophomore Mike Potts.
Well, Mike is still competing with Jake. They each are still getting a lot of time in practice. Jake's doing a good job for us, but sometimes the people around him are not helping him out much. He is creating plays when they are there. He's showing his ability to run and scramble and his ability to make plays.

Comments on Saturday's game with A10-rival Delaware.

It is always a big match-up when we play Delaware. It's always a great game, and it's a good rivalry we have with them. These games always seem to wind up being close, and it should be the same type of thing on Saturday. Both teams are prepared, and we're just going to try and play our best.

Comments on the defensive strategy against Delaware.

I think we try to evaluate everybody, and find out what they are doing, what their strengths are, what their favorite plays are and their favorite method of attack. You have to tune your defense accordingly, but you do not want to overplay anything. I am sure [stopping the run] is something we will work on defensively.

Saturday's game features the A10's top two active coaches, in terms of career conference winning percentage, as W&M Head Coach Jimmye Laycock enters the contest as the A10's active career leader, sporting a mark of .653 (68-36). Delaware's K.C. Keeler is second, as he has fashioned a .625 winning clip (20-12) in his four seasons at the helm of the Blue Hen program.



THE JIMMYE LAYCOCK ERA

(1980-present)

175-117-2 (Career Record)

Year	Record	Postseason
1980	2-9	
1981	5-6	
1982	3-8	
1983	6-5	
1984	6-5	
1985	7-4	
1986	9-3	NCAA Playoffs
1987	5-6	
1988	6-4-1	Epson Ivy Bowl
1989	8-3-1	NCAA Playoffs
1990	10-3	NCAA Playoffs
1991	5-6	
1992	9-2	Epson Ivy Bowl
1993	9-3	NCAA Playoffs
1994	8-3	
1995	7-4	
1996	10-3	NCAA Playoffs
1997	7-4	
1998	7-4	
1999	6-5	
2000	5-6	
2001	8-4	NCAA Playoffs
2002	6-5	
2003	5-5	
2004	11-3	NCAA Playoffs
2005	5-4	

Winning Seasons in Bold

LAYCOCK IN I-AA PLAYOFFS

1986	Delaware, 17-51 (L)
1989	Furman, 10-24 (L)
1990	Massachusetts, 38-0 (W) Central Florida, 38-52 (L)
1993	McNeese State, 28-34 (L)
1996	Jackson State, 45-6 (W) Northern Iowa, 35-38 (L)
2001	Appalachian State, 27-40 (L)
2004	Hampton, 42-35 (W) Delaware, 44-38 2 OT (W) James Madison, 34-48 (L)

LAYCOCK VS. THE ATLANTIC 10

Team	W	L	T
Delaware	11	14	0
Hofstra	2	1	0
James Madison	12	14	0
Maine	5	1	0
Massachusetts	4	5	0
New Hampshire	9	2	0
Northeastern	10	2	0
Rhode Island	9	2	0
Richmond	19	6	0
Towson	3	0	0
Villanova	9	6	1



2005 ATLANTIC 10 STANDINGS

SOUTH	A-10	Overall
Richmond	5-1	6-3
Towson	3-3	6-3
William and Mary	3-3	5-4
James Madison	3-3	5-4
Villanova	2-4	4-5
Delaware	1-5	4-5

NORTH	A-10	Overall
New Hampshire	6-1	8-1
Massachusetts	6-1	7-2
Hofstra	3-3	5-4
Maine	2-4	4-5
Rhode Island	2-4	4-5
Northeastern	1-5	1-8

AROUND THE ATLANTIC 10 THIS WEEK

Saturday, Nov. 12

*Delaware at W&M	1 PM
*Richmond at Towson	12 PM
Iona at New Hampshire	12 PM
*Hofstra at Northeastern	12:30 PM
Massachusetts at Army	1 PM
*Villanova at James Madison	1:30 PM
*Rhode Island at Maine	2 PM

*Atlantic 10 Conference Game

W&M'S ATLANTIC 10 RANKING

Total Offense	6th	406.4
Passing Offense	6th	225.3
Rushing Offense	4th	181.1
Scoring Offense	2nd	36.7
Pass Efficiency	3rd	148.2
Third-down Conversion	4th	44.5 (53-119)
Fourth-down Conversion	2nd	80.0 (8-10)
Red Zone Offense	1st	.905 (38-42)
Sacks Against	7th	18
Total Defense	9th	388.1
Passing Defense	9th	231.8
Rushing Defense	8th	156.3
Scoring Defense	7th	24.4
Pass Defense Efficiency	7th	123.4
Sacks	10th	16
Red Zone Defense	9th	.821 (23-28)
Turnover Margin	2nd	1.11
Net Punting	3rd	36.2
Kickoff Returns	T-7th	18.5
Punt Returns	8th	9.1
Kickoff Coverage	9th	19.4
Penalties	1st	29.0
Field Goals	5th	.722
PAT Kicking	2nd	.975
Time of Possession	6th	30:11

W&M INDIVIDUALS IN THE A-10 TOP 10

Rushing	Brooks	4th	96.6
Pass Efficiency	Phillips	3rd	156.5
Receptions/Game	Nicholas	10th	4.88
Receiving Yards/Game	Nicholas	9th	71.5
All Purpose	Brooks	8th	115.2
Total Offense	Phillips	10th	172.4
Scoring	Kuehn	3rd	8.7
	Brooks	T-5th	7.3
Scoring (Kick)	Kuehn	1st	8.7
Scoring (TDs)	Brooks	T-3rd	7.3
Kick Return AVG	Cason	T-4th	23.6
Punt Return AVG	Lustig	4th	9.2
FG AVG	Kuehn	T-2nd	1.44
FG Pct.	Kuehn	1st	72.2
PAT Pct.	Kuehn	2nd	97.5
Punting	Pritchard	3rd	39.9
Interceptions	Cason	T-2nd	4
	Shaw	T-9th	2
	Allen	T-9th	2
	Nickell	T-9th	2
	Miller	T-9th	2
Tackles/Game	Rutter	7th	9.8
Sacks	Watson	4th	6.0
Tackles for loss	Watson	T-4th	10.0
Fumbles Forced	Watson	T-3rd	2
	Pendleton	T-3rd	2
	Nickell	T-3rd	2
Passes Defended	Cason	T-8th	8

WILLIAM AND MARY GAME NOTES

Game 10 - vs. Delaware - Nov. 12, 2005

TEAM NOTES

For Starters: The College's announced crowd of 12,287 for Saturday's game versus James Madison was the largest regular season crowd in Zable Stadium since the ninth game of the 1995 season when 13,925 turned out for a homecoming victory over Villanova (18-15). Saturday's contest was the largest crowd, regular or post season, since the capacity at Zable was adjusted from 15,000 to its current capacity of 12,174 when the end zone stands were redesigned.

A Win Over Delaware Would ...

- Secure the College's 19th winning season in the last 23 years.
- Stand as the 13th-straight year the Tribe has won at least four conference games and finished with no worse than a .500 league mark. Every other current A10 team has suffered at least one losing conference season since the Tribe joined the league in 1993.
- Prevent the Tribe from losing consecutive home games for the first time since falling to UMass and James Madison on consecutive weeks during the 2003 season.
- Extend the College's home winning streak against the Blue Hens to three games. Since the teams first started meeting as conference rivals in 1993, Delaware has won only one of its five games at Zable, which includes last season's playoff appearance. The Blue Hen's 28-17 win in the 2000 season stands as the Hen's only win in its last six games in Williamsburg.
- Extend the number of consecutive weeks being ranked in the Sports Network national top 25 to 21. The Tribe has appeared in the poll every week since October 4, 2004.

Milestone: The win over Towson stood as the 175th in Laycock's 26-year career at the top of the program.

In his 293 career games, Laycock currently sports a 175-116-2 record, making him the winningest coach in school history.

The College has now posted 23 consecutive seasons with five, or more, wins. While five wins may not sound all that impressive, consider that in just the last 12 years (since 1993), every current member of the Atlantic 10 has experienced at least one season of four or less wins.

A Winner: William and Mary Head Coach Jimmie Laycock enters this Saturday's contest as the A10's active career leader in conference winning percentage, sporting a mark of .653 (68-36). Delaware's K.C. Keeler is second, as he has fashioned a .625 winning clip (20-12) in his four seasons at the helm of the Blue Hen program.

Selfish: Despite being one season removed from setting the NCAA's 11-game single season record for fewest turnovers (7), the Tribe has actually improved its turnover margin from a season ago. The biggest factor for this has been a defense that is among the league's finest in forcing turnovers. Coming off a four turnover effort vs. James Madison, the team's 24 forced miscues already surpassed the team's 14-game total of 19 from a year ago. By allowing just 14 turnovers, the Tribe is second in the conference, and tied for fifth nationally, with a +10 turnover margin, an average of 1.11 a game.



Redshirt freshman QB Jake Phillips rushed and passed for a touchdown on Saturday night vs. James Madison. Phillips passed for 202 yards and added 57 yards rushing.

Did You Know?: The 24 turnovers (17 interceptions) the Tribe's defense has produced is the second highest mark in the league. The 17 interceptions lead the conference, as do the Tribe's four defensive scores, all of which have been interception returns.

Poll Watching: On the heels of Saturday's loss to James Madison, W&M slipped eight spots to No. 24 in this week's Sports Network Top 25. W&M has now been ranked in 20 consecutive polls dating back to Oct. 4 of last season, including the 2004 final rankings and the 2005 preseason. With its 42-10 win over No. 1 New Hampshire, the Tribe is now 7-2 in its last nine games vs. ranked opponents.

Did You Know?: W&M's four interception returns for touchdowns are the most in a season under Laycock, and the Tribe's four defensive touchdowns are the most scored in a season in Laycock's 26-year tenure.

W&M's previous season-high for touchdowns scored on interception returns was two (2002, 1995, 1994), while the Tribe notched three defensive touchdowns in a season on only two other occasions (2003, 1994).

Did You Also Know?: W&M's five non-offensive touchdowns, including Stephen Cason's kickoff return against UNH on Oct. 8, is the highest single-season total under Laycock.

In 2003, W&M scored four non-offensive touchdowns (three defensive, one punt return), and the Tribe also accomplished the feat in 1994, also on three defensive scores and one punt return for a touchdown.

Alternate Fuel Source?: W&M has now scored at least one defensive touchdown and one special team's touchdown in three consecutive seasons. The Tribe has accounted for at least one non-offensive touchdown in 13 of the last 14 seasons, with the only miss coming in 2000.

THE W&M-UD SERIES

Only by the Slimmest: Since W&M began conference play in 1993, the Tribe has faced the Blue Hens 13 times, winning six of those contests. Of those 13 games, nine have been decided by a touchdown or less, with the Tribe winning five of these. All of these five W&M wins were decided by defensive plays late in the fourth quarter, or overtime.

The following is a closer look at how those five games were decided.

- In 1996, after kicking a field goal on its overtime possession, the College sealed a crucial win vs. the Blue Hens when team captain and middle linebacker Mike McGowan intercepted a Leo Hamlet pass on the ensuing Delaware possession.
- In 1998, Tribe safety Jimmy Cerminaro came off the bench during the final Delaware possession of a frenetic 52-45 W&M win to intercept a Matt Nagy pass in the end zone, thwarting a Delaware drive that had advanced inside the Tribe 10-yard line. W&M's offense took a knee to run the final seconds off the clock. Cerminaro's interception was only the second defensive stop for either team in a second half that featured 59 total points and over 300 yards of total offense.
- In 2001, safety Adam Braithwaite turned in a victory-sealing interception in the end zone with just 16 ticks remaining in regulation. Braithwaite's pick ended a last ditch Delaware drive that had traveled to the Tribe's 16-yard line and preserved the College's 21-17 win.
- The next season, Tribe cornerback Billy Parker's 41-yard interception return for a touchdown with just 1:35 remaining sealed the College's 45-42 win. Parker's heroics gave the Tribe a 45-35 lead, which turned out to be pivotal, as Delaware managed to drive the length of the field for a touchdown with one second remaining on the following possession.

• In last season's double overtime win in the NCAA Quarterfinal round, W&M was clinging to a six-point lead after the offense scored a touchdown, but missed the ensuing extra point, in the game's second overtime period, when it forced a Delaware turnover on downs to secure the 44-38 win.

Misfires: While on the subject of interceptions, in its 13 games against W&M, Delaware has thrown 22 interceptions in 364 pass attempts, while the Tribe has yielded just 10 INTs in its 426 pass attempts vs. the Blue Hens.

Point-by-Point: As the notes above illustrate, the games between the two teams have been close, as a rule. In the 13 contests since the two teams became conference rivals in 1993, Delaware has scored a total of 366 points vs. the College, an average of 28.2 points a game, while W&M has posted an average of 27.5 points a contest in the same span (358 total points).

Did You Know?: The 2005 season marks the first time W&M has hosted both Delaware and James Madison in Zable Stadium in the same regular season.

Return Appearance: While the College has played back-to-back games in Newark, DE as recently as the 2003 and 2004 seasons, the Blue Hens have not made consecutive appearances in Williamsburg since the 1986 and 1987 seasons. Like this season, the 1987 Delaware squad made the return trip to Zable after having made a playoff appearance against the College in the 1986 NCAA Division I-AA Playoffs.

In a scheduling quirk, due to the addition of Towson to the Atlantic 10 for the 2004 season, William and Mary made back-to-back visits to Newark in the 2003 and 2004 seasons. Saturday will be UD's first regular season visit to Zable since the 2002



A10 PREDICTED ORDER OF FINISH

NORTHERN	SOUTHERN
1. Massachusetts (12)	1. James Madison (16)
New Hampshire (14)	2. Delaware (6)
3. Hofstra (4)	3. William & Mary (6)
4. Maine	4. Villanova (2)
5. Northeastern	5. Richmond
6. Rhode Island	6. Towson

(first place votes)

LAST WEEK'S RESULTS (11/5)

- *James Madison 30, William and Mary 29
- *Massachusetts 35, Delaware 7
- *Maine 14, Northeastern 10
- *New Hampshire 29, Hofstra 26
- *Towson 40, Villanova 19
- Richmond 38, VMI 3

LAST WEEK'S A10 PLAYERS OF THE WEEK

OFFENSE: Ricky Santos, UNH, QB
 DEFENSE: Jermaine Walker, UM, LB
 SPECIAL TEAMS: Allante Harrison, TU, DB
 ROOKIE: Liam Coen, UMass, QB

A10 IN THE NATIONAL POLLS

Sports Network (11/7)	ESPN/USA Today (10/31)
1. New Hampshire	2. New Hampshire
5. Massachusetts	9. Massachusetts
18. Richmond	18. William and Mary
24. William and Mary	22. Richmond
25. James Madison	

TOP 10 CAREER A-10 COACHING VICTORIES

(Through 11/11)

1. Bill Bowes (UNH, 1972-98)	97
2. "Tubby" Raymond (UD, 1966-01)	89
3. Andy Talley (VU, 1985-)	83
4. Jimmie Laycock (W&M, 1993-)	68
5. Jim Reid (UMass, 1986-91, UR, 95-03)	61
6. Jack Cosgrove (UM, 1993-)	45
7. Tom Jackson (UC, 1983-93)	42
8. Hal Westerman (UM, 1951-66)	41
Vic Fusia (UMass, 1961-70)	41
10. Bob Griffin (URI, 1976-92)	37

Acitve Coaches in Bold

ALL-TIME CONFERENCE STANDINGS

(Through 11/11)

Team	Conf. Record	Pct.
Delaware	109-50-0	.686
William & Mary	68-36-0	.654
Massachusetts	207-119-4	.633
<i>Connecticut</i>	<i>158-115-10</i>	<i>.576</i>
Villanova	83-62-0	.572
James Madison	54-51-0	.514
New Hampshire	169-162-10	.510
Hofstra	19-22-0	.463
<i>Boston U.</i>	<i>143-177-7</i>	<i>.448</i>
Maine	148-186-7	.444
Richmond	66-94-0	.413
Northeastern	41-64-0	.390
Rhode Island	120-218-7	.358
Vermont	27-63-2	.304
Towson	3-11-0	.214

Former members in italics

THE LAST MEETING

#6 William and Mary 44, #10 Delaware 38 (2 OT)

WILLIAMSBURG, VA (12/4/04) - Senior tailback Jon Smith scored from seven yards out in the second overtime and the Tribe defense held on a fourth-and-goal from the nine, as William and Mary knocked defending national champion Delaware out of the NCAA I-AA Championship with a 44-38 double-overtime victory in the quarterfinals Saturday at Zable Stadium.

The Tribe, which erased a 31-10 deficit heading into the fourth quarter, became the first team in school history to advance to the national semifinals and win 11 games in a season.

Payton Award Finalist Lang Campbell completed a career-high 30 passes on 53 attempts, also a career-best, for 342 yards and three touchdowns, including a 15-yard toss to redshirt freshman Joe Nicholas with 1:52 remaining to send the game into the extra session knotted at 31.

Junior cornerback Stephen Cason intercepted a pass on the first play of the fourth quarter and returned it 62 yards to cut the deficit to 31-17, and Smith scored on a two-yard run to pull W&M within 31-24 with 9:56 left.

After yielding 406 total yards in the first half, the Tribe surrendered just 85 in the second half, including minus-6 rushing yards in the fourth quarter.

Nicholas set a freshman record with 11 receptions, which went for 94 yards and two TDs. Senior WR Dominique Thompson caught nine passes for 185 yards, his sixth 100-yard receiving game of the season. He also established a new single-season record with 1,489 yards.

Campbell became just the fifth quarterback in school history to throw for 6,000 yards, while also establishing season records for yards (3,673) and TD passes (27).

	1	2	3	4	OT	Final
#10 Delaware	14	17	0	0	7	38
#6 William and Mary	7	3	0	21	13	44

Scoring Summary

Qtr	Team	Score	Time
1st	UD	Cuff 37 run (Shushman kick)	11:28
	W&M	Pitts 11 pas from Campbell (Kuehn kick)	10:14
	UD	Cuff 5 run (Shushman kick)	3:57
2nd	UD	Boyer 58 pass from Riccio (Shushman kick)	14:30
	W&M	FG Kuehn 37	11:07
	UD	FG Shushman 31	7:51
	UD	Boyer 15 pass from Riccio (Shushman kick)	1:02
4th	W&M	Cason 62 interception (Kuehn kick)	14:50
	W&M	Smith 2 run (Kuehn kick)	9:56
	W&M	Nicholas 15 pass from Campbell (Kuehn kick)	1:56
OT 1	UD	Long 7 pass from Riccio (Shushman kick)	
	W&M	Nicholas 2 pass from Campbell (Kuehn kick)	
OT 2	W&M	Smith 7 run (kick failed)	



Stephen Cason's 62-yard interception return for a TD in the fourth quarter ignited the Tribe's amazing comeback against Delaware last season.

MEDIA CENTER

WILLIAM AND MARY ON THE RADIO

Stretching over 150 miles across Virginia, the William and Mary radio network is the gateway to all of the Tribe's football action over the air. Veteran broadcast team Jay Colley (play-by-play) and Bob Sheeran (color) will once again relay the excitement of Tribe football over the airways on Saturdays. In addition to your local stations, all Tribe football and men's basketball games can be heard via the W&M athletics web site, www.TribeAthletics.com.

W&M Radio Network Affiliates

WMBG	740 AM	Williamsburg
WSRV	92.3 FM	Williamsburg
WBRG	1050 AM	Lynchburg
WTOX	1480 AM	Richmond

You can also catch head coach Jimmye Laycock each Tuesday morning from 7:40 a.m. to 8:00 a.m. on Mornings with Big Al on Richmond's WXGI ESPN 950 AM.

A-10 COACHES CONFERENCE CALL

Every Monday, the A-10 will conduct a teleconference from 10 a.m.-12:10 p.m. (eastern time) with each of its head football coaches. Each coach will have a ten-minute slot to discuss his team and answer questions from the media. Members of the media are strongly encouraged to participate. For the access number, call Pete Clawson (757) 221-3369.

W&M WEEKLY PRESS CONFERENCE

A press conference with head coach Jimmye Laycock will be held Tuesday's prior to a Saturday game at noon at the Hospitality House in Williamsburg. Interviews with players will follow the luncheon. Please confirm your attendance with Pete Clawson at least 24 hours in advance at (757) 221-3369 or pmclaw@wm.edu.

10:00	Atlantic 10 Update
10:10	Dave Clawson, Richmond
10:20	Jimmye Laycock, W&M
10:30	Andy Talley, Villanova
10:40	Rocky Hager, Northeastern
10:50	Mickey Matthews, JMU
11:00	Jack Cosgrove, Maine
11:10	Don Brown, Massachusetts
11:20	Tim Stowers, Rhode Island
11:30	K.C. Keeler, Delaware
11:40	Sean McDonnell, UNH
11:50	Joe Gardi, Hofstra
12:00	Gordy Combs, Towson

A-10 PRESS BOX PHONE NUMBERS

Delaware	302-831-6199/302-831-2186
Hofstra	516-463-5247
James Madison	540-568-6521
Maine	207-581-1049
Massachusetts	413-545-3550
New Hampshire	603-862-2585
Northeastern	617-566-5956
Rhode Island	401-874-4616
Richmond	804-355-6110
Towson	410-704-3102
Villanova	610-519-5290
William & Mary	757-221-3414

campaign, which resulted in a wild 45-42 Tribe win in Delaware Head Coach K.C. Keeler's first season at the helm of the program.

Since meeting in the season opener of 1999, the teams have traded two-game regular season winning streaks starting with Delaware taking the 1999 and 2000 contests. The Tribe prevailed in the following two seasons (2001-02) and the Hen's have claimed the last two meetings. Prior to this recent six-game stretch, neither program had won consecutive games over the previous six meetings, from 1993 (the first meeting as conference opponents) through 1998.

TEAM OFFENSIVE NOTES

Seeing Red: Coming off a 6-for-6 effort in the red zone vs. James Madison (three TDs/three FGs), the College has continued what has been a remarkable run inside the opponent's 20-yard line. As has been the case for the last several years, one of the trademarks of the Tribe offense has been its consistency in the red zone. Currently, the College is the league's most efficient squad in converting inside the opponent's 20-yard line. After its effort vs. James Madison, the Tribe has now turned 38 of its 42 red zone opportunities (.920) into points, including 30 touchdowns.

While only New Hampshire has had more red zone opportunities (45), the Tribe's 30 red zone touchdowns are a league high, as a league-best .714 of its ventures inside the 20 found paydirt.

The ability to find the end zone paid its largest dividends in the extra frames against Northeastern, as the Huskies were forced to settle for a field goal on its second of two overtime possessions, while the Tribe found the end zone on both.

There was a very similar pattern in the Tribe's success over then top-ranked UNH. The Wildcats came into the game featuring the league's stingiest red zone defense, but at the end of the day it was W&M's ability to finish drives, as five of six ventures inside the UNH 20 yielded touchdowns, and its defense's success in keeping New Hampshire out of the end zone, as UNH converted just two of its five opportunities, that helped pave the way for the upset.

Scoreboard Watching: By putting up 29 points against a stingy James Madison defense on Saturday evening, the Tribe season scoring average sits at 36.7 points a contest. This average is second in the A10 behind New Hampshire's 39.0 average and is 10th nationally.

The Tribe has scored 40-plus points in all five of its victories on the season and has outscored its opposition by a count of 227 to 71 in those games.

Record Numbers: By scoring 44 points in the win over Towson on Oct. 22, the 2005 Tribe squad tied the school record for consecutive games with 40-plus points with four.

The record for 40-plus points in a season is six held by both the 1946 and 1993 squads. The Tribe currently has been over the 40-point barrier five times this season.

No team in the College's history has ever scored more points over the first six games of the season than the 280 put on the board this season.

The Tribe's record for single-season scoring average is 36.8, set in 1993.

While on the Subject: Laycock has guided the Tribe to a total of 45 career 40-plus point outings in his 293 games as the College's head coach, a number that represents more than 15% of his total games.

By comparison, the College had seen only 12



Senior PK Greg Kuehn moved into third place in NCAA Division I-AA history on the career scoring list for kickers with 339 with 11 points Saturday vs. JMU.

total 40-plus point outings in the 30 seasons prior to Laycock taking the reigns of the program in 1980.

Did You Know?: Over the last 26 games, dating back to the last three games of the 2003 season, the Tribe has scored 35, or more, points 17 times. In this same span, the College's 9-7 win at New Hampshire in 2004 is the only game the team has failed to reach at least 21 points.

The Tribe's record over this span is 19-7.

For What Its Worth: The Tribe has scored points of some variety in 34 of the 39 total quarters on the season.

INDIVIDUAL OFFENSIVE NOTES

Record Breaker: By knocking through all three of his attempts on the evening against James Madison, Tribe All-American place-kicker Greg Kuehn moved his career total to 59, surpassing Steve Christie's school record of 57 set between the 1986-89 seasons.

Already the school's record holder for career points (339), the three-time all-conference selection and reigning league Special Teams Player of the Year has now converted 13 of his 18 field goal attempts on the season and is a perfect 4-for-4 from beyond 40 yards. His 13 field goals tie him for the league lead. His average of 8.7 points per game leads the league's kickers and is third among all A10 players.

For the Tribe faithful, nothing has become so automatically taken for granted than the point after touchdown, as Kuehn has all but taken the drama out of the task, hitting on 39 of his 40 attempts this season and an impeccable 162 of his 167 (98%) for his career.

The following are some bullet point highlights of what has been a remarkable four-year career for the Potomac Fall, VA native:

- His 339 career points is the third-highest total among all kickers in NCAA Division I-AA history. He already is the A10's all-time leader in points by a kicker, surpassing former Tribe great Brian Shallcross, who amassed 272 points between the 1994-97 seasons. The Tribe was not in a league during

Christie's playing career, so he passed Christie's previous school career record of 279 points, set between the 1985-89 seasons, by hitting for three field goals at Rhode Island earlier this season.

- With 59 field goals in his 85 career attempts (69%), Kuehn is three field goals from gaining a share of seventh-place on the NCAA's career listings. The NCAA career record for field goals is 72, set by Nevada's Marty Zendejas' between the 1984-88 seasons.

- Kuehn already has become the Atlantic 10 Conference's all-time leader in career field goals this season, as his total of 59 broke Hofstra's Chris Onarato's one-year old record total of 50, set between the 2000-04 seasons.

- Kuehn has been strikingly consistent in his three-previous years as the team's starting place-kicker, as he has never hit on less than 67% of his field goal attempts in any single season. He has a career conversion rate of .694 (59 of 85).

- His conversion rate on extra points is even more impressive, as he has knocked through 98% of his career attempts (162 of 167), including 142 of the last 144.

- With 39 extra-points already this season, he moved his career total to 162 and is second on the league's all-time listings [former Delaware kicker Sean Leach holds the record with 167]. His fourth extra-point vs. VMI in the season's second game moved him past Shallcross and into first place on the Tribe's career PAT listings.

- He already is the College's career record holder for consecutive extra points, as he had run up 99-straight PATs without a miss until hitting the upright in the team's NCAA Quarterfinal win over Delaware.

- He has made three field goals in one game on three separate occasions this season and has accomplished the feat nine times on his career.

What to Watch: The next record that is within Kuehn's formidable reach is the Atlantic 10 Conference's career extra point mark, currently held by former Delaware standout Sean Leach (167). Kuehn needs just six more successful conversion attempts to surpass Leach's record total.

Running Strong: Junior tailback Elijah Brooks turned in another solid effort on Saturday evening vs. James Madison, as the 5-9, 210-pound workhorse powered out 92 yards on 21 attempts. During the four-quarter battle with the Dukes, Brooks got better as the game progressed. In a second half that featured three lead changes, Brooks accumulated 55 of his evening's total after the break on just six carries. Included in his total was a season-long 28-yard scamper on the last play of the third quarter that led to an eventual 17-yard TD catch by Joe Nicholas.

Brooks needs just 131 yards over the final two contests to become the first Tribe back in eight years to break the 1,000-yard barrier. Hameen Ali ('01) is the last Tribe back to turn the trick, as he gained 1,022 over 11 games in 1998.

Brooks' 869-yard nine-game total already stands as the Tribe's highest single-season rushing total since Ali's breakout 1998 campaign.

The following is a quick look at some of Brooks' accomplishments to this point in the season:

- With 869 rushing yards and an average of 96.6 yds/game, Brooks currently is fourth in the league in yards per game. He passed his entire 14 game rushing total from 2004 (661 yards) by week six.
- His nine rushing TDs on the season are third in the league, while his average of 7.3 points/game is fifth overall in the conference.
- With 135 yards and four TDs on a career high 32

attempts vs. New Hampshire, Brooks earned the league's Offensive Player of the Week honors for the first time in his career.

- Brooks' also has contributed 168 yards receiving on 19 catches this season and his average of 115.2 all-purpose yards a contest ranks him eighth in the league.

Did You Know?: If Brooks is able to amass 214 rushing yards over the last two contests, he will move into the Tribe's all-time top 10 for single season rushing yards. He currently trails Ali's 11th-place total of 1,022 and Tyrone Shelton's 10th-place total of 1,082 yards.

Growing Pains: While the outcome of the contest was disappointing, the play of redshirt freshman quarterback Jake Phillips remained very encouraging. Playing on his biggest stage, against one of the league's most proven and aggressive defenses, Phillips turned in a solid performance by accounting for 259 total yards (202 passing, 57 rushing) and two touchdowns (one passing, one rushing). Phillips completed 15 of his 28 attempts and finished the evening with no interceptions. His 57 rushing yards (on 15 attempts) stands as his career high.

The following is a brief list of some of accomplishments of the Warm Springs, VA native to this point in the season:


- By reaching 10 TDs for the season, he joins David Corley, Jr. as just the second redshirt freshman to record double-digit TD passes in the 26 years Laycock has been at the helm of the Tribe program. Corley set the school's freshman record for TD connections at 18 during the 1999 season.
- Of his 10 TD passes this season, eight have been from 17 yards, or longer. His shortest scoring strike this season is the 13-yard pass he connected on with Joe Nicholas to start the scoring vs. Towson.
- His QB efficiency rating of 156.1 is currently third in the conference and 11th in the nation.
- His six rushing touchdowns is a record for Tribe freshman QBs (breaking Corley's record of four, set in 1999).
- Phillips 239 positive rushing yards (without yards loss due to sacks) ranks him second and third on the squad, respectively.
- Has earned the league's Rookie of the Week honor on two occasions this season (at VMI and at Northeastern) and has also been named league's Offensive Player of the Week (at Northeastern).
- Has just three interceptions in his 139 attempts on the year and sports a TD/INT ratio of better than 3:1 (10/3).

Special Day: Phillips earned the league's Offensive and Rookie of the Week honors for playing a critical role in helping the Tribe rally for a remarkable 21-point fourth quarter comeback in the Tribe's 44-41 double overtime win at Northeastern (Oct. 15).

With W&M trailing 31-10, Phillips entered the game with just under six minutes remaining in the third quarter and rallied the Tribe to a 44-41 double-overtime victory, throwing for four touchdowns and taking in the game-winning score from eight yards out in the second extra period.

Phillips completed his first eight throws and went on to complete 16-of-18 attempts for 231 yards and three touchdowns, all of which came in the fourth quarter, in regulation to force overtime, before tossing a 20-yard touchdown pass in the first overtime and running for the game-winner in the second extra frame. He finished the day 18-for-20 for 256 yards and four touchdowns, both career-highs, and added 32 yards rushing on nine attempts.

Phillips had scoring passes of 30, 22, 27 and



Sophomore Brent Cochran has started seven games at left tackle for the Tribe this season.

20 yards, becoming the first Tribe quarterback to throw for four touchdowns in a game since Lang Campbell ('05) accomplished the feat against Richmond in last year's regular season finale.

The performance was the third of four times this season that Phillips passed and ran for at least one score, having also done it against VMI, Liberty and Towson.

The following are just a few highlights from Phillips' performance at Northeastern.

- By completing 18 of his 20 total attempts (.900), he established the school's single-game record for completion percentage for a QB (with a minimum of 20 attempts).
- His 231 yards passing in the fourth quarter on 16-for-18 passing smashes the school's single quarter record for passing yards, which was held by 2004 Payton Award winner, Lang Campbell, who passed for 159 yards in the first quarter of the Tribe's 31-28 loss at Delaware last season.
- With touchdown passes of 30, 22 and 27 yards in the fourth quarter, he became just the third quarterback in W&M history to throw for three TDs in a single quarter, matching the accomplishments of Campbell (vs. UD in '04) and Shawn Knight (vs. Maine in '93)
- The total of 256 passing yards ranks as the third highest single-game total for a freshman, trailing only a pair of gems by David Corley in 1999 (259 yards vs. James Madison and 258 yards vs. Villanova).
- Phillips' four TD passes also ties Corley for the Tribe's single-game record for a freshman, a feat Corley accomplished twice (as do his five total TDs responsible for).

Streak Stopped: Saturday's loss at James Madison saw a streak that stretched out over 10 seasons and 103 games come to an end when no Tribe running back caught a pass vs. the Dukes. It has been since the 10th game of the 1995 season (a 23-20 loss at Delaware) that a Tribe back has failed to make at least one reception.

Talented Tight Ends: Junior tight end Matt Trinkle's 6-5, 250-pound frame makes him an easy target for the Tribe's quarterbacks to find and his soft hands and ability to advance the ball up the field make the perfect compliment. Along with senior TE Adam

**SPORTS NETWORK I-AA TOP 25
NOVEMBER 7, 2005**

Team (First Place Votes)	2005 Record	PR
1. New Hampshire (57)	8-1	2
2. Hampton (44)	9-0	3
3. Montana (4)	7-2	4
4. Southern Illinois	7-2	5
5. Massachusetts	7-2	8
6. Furman	7-2	1
7. Texas State	7-2	10
8. Appalachian State (3)	6-3	7
9. Coastal Carolina	8-1	9
10. Georgia Southern	7-3	14
11. Montana State	6-3	12
12. Western Kentucky	6-3	6
13. Lehigh	7-2	13
14. Northern Iowa	6-3	17
15. Cal Poly	6-3	18
16. Grambling State	7-1	19
17. South Carolina State	7-2	20
18. Richmond	6-3	23
19. Youngstown State	7-3	15
20. Brown	7-1	22
21. Eastern Washington	5-4	11
22. North Dakota State	6-3	24
23. Eastern Illinois	7-2	25
24. William and Mary	5-4	16
25. James Madison	5-4	NR

**ESPN/USA TODAY I-AA TOP 25
OCTOBER 31, 2005**

Team (First Place Votes)	2005 Record	PR
1. New Hampshire (24)	8-1	2
2. Hampton (19)	9-0	3
3. Montana (3)	7-2	4
4. Southern Illinois	7-2	5
5. Massachusetts	7-2	9
6. Furman	7-2	1
7. Appalachian State	6-3	7
8. Texas State	7-2	11
9. Coastal Carolina	8-1	8
10. Montana State	6-3	11
11. Georgia Southern	7-3	15
12. Northern Iowa	6-3	14
13. Lehigh	7-2	13
14. Western Kentucky	6-3	6
15. Cal Poly	6-3	19
16. Grambling State	7-1	16
17. South Carolina State	7-2	20
18. Richmond	6-3	22
19. Brown	7-1	23
20. North Dakota State	6-3	25
21. Youngstown State	7-3	17
22. Eastern Washington	5-4	10
23. Eastern Illinois	7-2	24
24. William and Mary	5-4	18
25. Nicholls State	4-3	NR

W&M IN THE RANKINGS IN 2005

Week	Sports Network	ESPN-USA Today
Pre.	9	9
Sept. 5	11	--
Sept. 12	7	7
Sept. 19	16	16
Sept. 26	19	17
Oct. 3	17	17
Oct. 10	11	11
Oct. 17	12	9
Oct. 24	9	8
Oct. 31	16	18
Nov. 7	24	24
Nov. 14		
Nov. 21		
Final		

Bratton, the Tribe has one of the most formidable sets of tight ends in the conference.

Both Trinkle and Bratton have the physicality to be an asset at the point of attack, and the athleticism to make plays down field.

Through nine games, Trinkle has amassed a career-high 20 receptions for 142 yards, while Bratton has accounted for 181 receiving yards on just 13 catches. The combined 33 receptions for 323 is amongst the highest production of any tight end combination in the conference.

Lustig Large: Senior team quad-captain Josh Lustig led the team with six catches for 76 yards in the loss vs. James Madison. This effort pushed his season total to 36 catches (for 462 yards). The figure surpasses his entire career total entering into the 2005 season, as he had amassed 35 catches (for 537 yards) in his three previous seasons in the program. The gritty veteran is currently second on the team in receptions, yards and touchdown catches (three).

Nicholas Nice: With his 17-yard, fourth quarter touchdown grab, sophomore receiver Joe Nicholas moved his career total to 11, which sits just outside of the Tribe's all-time career TD reception top 10. With two games remaining in his sophomore season, Nicholas needs just three scoring grabs to enter the school's top 10 listing (Corey Ludwig 1991-'93 and Glen Bodnar 1982-'84 are tied for 10th with 14).

Overall, Nicholas leads the squad with 39 catches for 572 yards and five TDs. For his career, the Sugarloaf, PA native has brought down 105 passes for 1,371 yards and the 11 scores.

Notable: Speedy redshirt freshman tailback De-Brian Holmes sprinted to his first career touchdown on a 14-yard draw in the second quarter. His run was just the 10th rushing TD the Dukes had allowed this season and only the seventh in conference play. It stood as his second score on the season, with his first coming on a 19-yard catch and run in the fourth quarter of the Tribe's 41-7 win at Virginia Military.


Currently, Holmes is second on the team in rushing (237 yards) and is averaging 5.2 yards a carry over 46 attempts.

TEAM DEFENSIVE NOTES

Air Traffic Control: With three interceptions in Saturday's loss to JMU, W&M brought its season total to 17, which is the highest total since the Tribe also picked off 17 passes in 2001. It was W&M's third game this season with three interceptions and second in as many weeks. The Tribe's three picks at Villanova on Oct. 29 brought its season total to 14, which eclipsed last season's entire total of 12. W&M's 17 interceptions are tied for third in Division I-AA with Eastern Illinois, trailing only Wagner (19) and Davidson (18).

The Tribe's 17 interceptions is the eighth-best single-season total in school history, dating back to 1948, which is as far as we could effectively research. The school record for interceptions in a season is 25, set in 1972. Here is a list of the top-10 interception totals in school history, again dating back to 1948:

INT Total	Year(s)
25	1972
23	1948 ¹
22	1996*, 1951
20	1977
21	1995, 1952
19	1980, 1963
18	1981, 1979
17	2005, 2001*



Redshirt freshman DB Derek Cox recorded his first career interception Saturday night against James Madison. He is one of 10 different Tribe defenders to register a pick this season.

16	1990*, 1986*
15	2002, 1994, 1992, 1970, 1964
14	1998, 1997, 1993*, 1987, 1976, 1966, 1953

*NCAA Playoffs, ¹Delta Bowl

Turning It Around: On its 17 interceptions this season, the Tribe has amassed 325 total return yards, led by Ryan Nickell's even 100. The Tribe's interception return total is the fourth-best mark dating back to 1948, which is again as far as effectively possible to research it. It's the third-best mark under Laycock, following 356 in 2003 and 346 in 1996. The school record for interception return yards is 437 in 1948.

Incase you were wondering, the NCAA I-AA record for interception returns yards in a season is 689, set by North Carolina A&T in 2001. Here is a breakdown of the College's top season interception return totals, again dating back to 1948:

Rk.	INT Yards (# INTs)	Year
1.	437 (23)	1948
2.	356 (18)	2003
3.	346 (22)	1996
4.	325 (17)	2005
5.	279 (14)	1966
6.	276 (21)	1995
7.	263 (17)	2001
8.	249 (16)	1990
9.	221 (19)	1963
10.	204 (15)	1992

Against the Best: Making the Tribe's three interceptions against JMU even more impressive is the fact W&M did it against the league's top-rated passer coming into the game. JMU signal-caller Justin Rascati was tied with UNH quarterback Ricky Santos in pass efficiency (173.8) entering Saturday's action, but Rascati had been picked off just three times on the year, compared to Santos' seven interceptions. Entering Saturday's game, only one team had been intercepted fewer times than JMU's three picks, which is this week's opponent, Delaware.

On a Roll: W&M has gained at least one turnover in all nine games this season, its longest stretch of games with a forced turnover since the Tribe caused a turnover in 16 consecutive games from 2001 to 2003. W&M forced at least one turnover in

each of its 11 games in 2002, a feat W&M will look to accomplish this season with two games remaining on the schedule.

Spreading the Wealth: With redshirt freshman Derek Cox's pick Saturday, 10 different defenders have combined to tally the Tribe's 17 interceptions this season, which is the highest total number of players with at least one pick since 1993, when 10 different Tribe defenders also recorded an interception. Senior Stephen Cason added his team-leading fourth pick on Saturday, while four other players (Jon Shaw, Kevin Allen, Ryan Nickell and James Miller) each have two. Miller also had an interception against the Dukes Saturday. Including Cox, six defenders have registered the first interception of their respective careers this season (Allen, T.J. O'Neill, Richard Riley, Jerome Griffin, Trevor McLaurin, Cox).

W&M also had 10 different players with an interception in 1990, and on only four other occasions, the Tribe has had at least eight different defenders with a pick. In fact, even in 1996, when W&M matched the second-best interception total in school history with 22, only seven different Tribe defenders recorded interceptions with Darren Sharper leading the way with 10.

Did You Know?: W&M is the only team in the Atlantic 10 with 10 different players recording at least one interception this season. UMass has had nine, and Hofstra has had seven different defenders tally an interception.

Historically Speaking: With 24 total turnovers gained on the season, W&M has reached the 20-turnovers forced mark for the first time since 2002, when the Tribe gained 26 take-aways on 15 interceptions and 11 fumble recoveries. Under Laycock, W&M has failed to record at least 20 caused turnovers in a season only four times [2004 (19), 2003 (18), 2000 (18), 1992 (19)]. Again dating back to 1951, here is a look at the top seasons, in terms of forced turnovers, in school history:

Rk.	TO's Forced	Year
1.	42 (25 INT, 17 FR)	1972
2.	37 (22 INT, 15 FR)	1992
	37 (12 INT, 25 FR)	1957
	37 (22 INT, 15 FR)	1951
5.	36 (21 INT, 15 FR)	1995
	36 (18 INT, 18 FR)	1979
7.	35 (20 INT, 15 FR)	1977
	35 (13 INT, 22 FR)	1974
9.	34 (19 INT, 15 FR)	1980
10.	33 (13 INT, 20 FR)	1984
	33 (17 INT, 16 FR)	1967

Ball Hogs: With four more forced turnovers (three INT, one fumble recovery) on Saturday against JMU, W&M matched its season high for turnovers in a game for the second time this season and brought its season total to 24 through nine games. The Tribe's 24 turnovers gained ranks tied for 12th in Division I-AA, while the Tribe's turnover margin of 1.11 per game is fifth nationally.

W&M has now forced at least one turnover in every game this season and has recorded at least one interception in eight of the nine games. The only game W&M did not intercept a pass was at Northeastern, which is also the only game the Tribe had just one forced turnover.

Table Setters: The Tribe was able to capitalize on two of the defense's turnovers for points, as W&M got a field goal after Cox's interception and scored a touchdown after Jerome Griffin forced a fumble. W&M has now directly, or indirectly, scored off 14 of its 24 caused turnovers this season. The Tribe returned two interceptions for touchdowns in the loss at Villanova, with Trevor McLaurin and James Miller turning the tricks in the second half.

The defense has provided four direct scores, all on interception returns, while the offense has taken advantage of gained turnovers on 10 occasions with six touchdowns and a pair of field goals.

Although turnovers on downs and a blocked punt aren't statistically recorded as forced turnovers, W&M has also gone on to score three touchdowns after the defense gained a W&M possession off downs, and the Tribe also scored a touchdown after Leonard Muldrow's blocked punt against UNH.

The Tribe defense, or special teams, has "set the table" for at least one score, directly or indirectly, in every game this season.

Rare Occurrence: The Tribe's two defensive touchdowns in the 35-21 loss at Villanova marked just the second time in Laycock's 26-year tenure that W&M scored two defensive touchdowns in a game. The last time the Tribe scored twice on defense was on Sept. 3, 1994, in a 38-17 win at Rhode Island, when Stefon Moody returned a fumble two yards for a touchdown and Darren Sharper had a 34-yard interception return for a score.

In fact, the Villanova game also marked just the third time under Laycock that W&M was even involved in a game that featured two defensive touchdowns, with the only other occurrence coming in a 26-21 loss to JMU on Oct. 12, 1996, when Sharper returned an interception 88 yards for a touchdown, before JMU's Tony Jordan returned the favor in the third quarter with a 94-yard interception return for a score.

Point Producers: W&M's two defensive touchdowns at Villanova brought the Tribe's season total to four defensive scores, the highest single-season total ever recorded under Laycock.


The last time W&M scored three defensive touchdowns in a season was 2003, when Travis McLaurin and Adam O'Connor each scored on fumble recoveries and James Miller scored on an interception return. In 1994, the Tribe also scored three defensive touchdowns, which included Moody's and Sharper's touchdowns at URI, and another Sharper interception return for a touchdown at Villanova on Oct. 29.

W&M's four interception returns for touchdowns this season are a school record under Laycock, as the Tribe had previously scored on two interception returns in a season three other times (2002, 1995, 1994).

The NCAA I-AA record for interception returns for touchdowns in a season is seven, held by the 1985 Jackson State team and the 1996 Northeastern squad.

Here is a quick look at the Tribe's last 10 defensive touchdowns:

Date	Opp.	Score
10/29/05	VU	J. Miller 80-yard INT return
10/29/05	VU	Tre. McLaurin 14-yard INT return
10/22/05	TU	R. Nickell 72-yard INT return
9/10/05	VMI	S. Cason 57-yard INT return
12/10/04	UD*	S. Cason 62-yard INT return
11/22/03	UR	J. Miller 77-yard INT return
10/25/03	URI	A. O'Connor fumble recovery in end zone
9/13/03	VMI	Tra. McLaurin 28-yard fumble return
10/12/02	Hof.	B. Parker 26-yard INT return



Redshirt freshman all-conference candidate Josh Rutter leads the Tribe with 88 total tackles on the season. He has four double-digit tackle games and ranks seventh in the A10 in tackles per game (9.8)

9/28/02	UD	B. Parker 41-yard INT return
12/1/01	ASU*	B. Parker 24-yard INT return

*NCAA Playoffs

Not That We Needed To Write It: But, obviously, with four interception returns for touchdowns being a school record under Laycock, W&M has never had four different players score on interception returns, or have four different players record a defensive touchdown for that matter, in a season.

The last time W&M had two different players return interceptions for touchdown in the same season was 1995, when Darren Sharper and Jim Simpkins each found the end zone on INT returns.

Three's Company: For the second time this season, W&M had three players in double-digit tackles at Villanova. Senior James Miller registered 16 total stops, while junior Ryan Nickell added 15 and redshirt freshman Josh Rutter finished with 12.

The Tribe first had three in double-digits at Northeastern with Jon Shaw (11), Jonas Watson (10) and Josh Rutter (10), which marked the first time W&M had three players in double-figures since the Tribe's 27-24 win at James Madison last season [Ndubueze (12), Miller (11), Cason (10), Nickell (10)].

INDIVIDUAL DEFENSIVE NOTES

On the Campaign Trail: Senior Stephen Cason added further credentials to his national postseason awards campaign, after again rising to the occasion in a big game with nine total tackles and an interception against JMU on Saturday night. Cason had four solo stops on the night and added an assist on a tackle behind the line of scrimmage. Cason returned his pick 25 yards, bringing his season total to 82 return yards on four interceptions.

Cason's career-high four interceptions lead the team and rank second in the Atlantic 10 and 15th in Division I-AA, while the total is the best for a Tribe defender since 2002 when Billy Parker recorded five interceptions.

Against top-ranked New Hampshire on Oct. 8, Cason, a second team All-Atlantic 10 selection in 2004, returned the opening kickoff 92 yards for a touchdown, his first career return for a TD. It bolstered his season average to 29.6 yards per kickoff return and earned A10 Special Teams Co-Player of

the Week honors.

Defensively, Cason tallied a team-high nine total tackles against UNH, including six solo stops, and added his third interception of the season by picking off the league's top passer in the W&M end zone for a third-quarter touchback, as the Tribe held the nation's top offense scoreless in the second half.

Cason continued his solid play against Towson on Homecoming, recording five total tackles, four solos, and returning four kickoffs for 87 yards, including a long of 27 yards.

On the year, Cason has tallied two touchdowns, including a 57-yard INT return for a score at VMI on Sept. 10. Cason is fifth on the squad with 49 total tackles. He ranks fourth in the league in kickoff return average (23.6) and tied for eighth in total passes defended (8).

Running Mate: Joining Cason on the postseason awards campaign trail is redshirt freshman linebacker Josh Rutter, who has undoubtedly made a strong case for all-conference honors in his rookie season. Perhaps the most consistent producer on the defensive side of the ball this season, Rutter leads the team with 88 total tackles and has now recorded double-digit tackles in four games and led the Tribe in tackles in five contests.

Against JMU, Rutter produced his fourth double-figure tackle game with 10 total stops, including five solos, to maintain his season average of 9.8 tackles per game, which ranks seventh in the A10 overall and fifth among players listed as linebackers in the league stats. Rutter's clip of 9.8 tackles per game leads all of the league's rookies.

At Villanova, Rutter tallied 12 total tackles for his third double-digit performance. Against Towson on Oct. 22, Rutter led the team in tackles, tying Jon Shaw with seven total stops. Rutter also recovered a fumble in the victory, his second of the season.

After leading the squad in tackles in the first four games of the year, Rutter added a 10-tackles effort at Northeastern. It was the second time this season Rutter reached double-digit tackles, with the first coming in the season opener at Marshall where he registered a career-best 16 stops in his first collegiate game. Against UNH on Oct. 8, he finished with eight tackles, second on the team, recovered a fumble, the first of his career, and added one solo TFL for a loss of yard.

Rutter was the first Tribe defender, of any class, to lead the squad in tackles in four consecutive games since Martin Magerko ('01) did it over the first four games of 2001 against UMass (13), VMI (11), ECU (11) and UNH (15).

In addition to his team-leading 88 total tackles, Rutter has 5.5 tackles behind the line of scrimmage this season and two fumble recoveries, which ranks tied for second in the A10.

Career Fair: Another Tribe defender with a strong case for all-conference consideration is senior defensive end Jonas Watson, who ranks fourth in the Atlantic 10 with 6.0 sacks and fourth in the league in total tackles for loss with 10.0.

With an assist on a tackle for loss against JMU on Saturday, Watson established a career-high for TFLs in a season at 10.0, surpassing last season's total of 9.5. Watson has recorded at least a 1/2 TFL in five consecutive games and seven overall this season.

Perhaps his finest effort came at Northeastern, where Watson's career-high 10 tackles against the Huskies matched his entire freshman season total and surpassed his sophomore year total of seven.

In his last four games, Watson has 23 total tackles, including 5.0 TFL, one sack, and a forced fumble. He leads all of the Tribe's defensive linemen with 41 total tackles on the season, which ranks seventh on the squad overall.

Finishing Strong: As his career winds down, senior free safety James Miller has put together back-to-back standout performances for the Tribe defense. Saturday against JMU, Miller led the squad with 11 total tackles, his second-straight double-digit tackle outing and ninth-career, and recorded his second interception in as many games. Miller added a solo stop and also intercepted the Dukes' two-point conversion attempt in the fourth quarter that preserved a 29-27 Tribe lead at the time.

Miller broke out with a career-high 16 tackle performance at Villanova two weeks ago, which included an 80-yard interception return for a touchdown.

It was Miller's second-career interception return for a touchdown, with the first coming in the 2003 season finale at Richmond when Miller returned a pick 77 yards for a score at UR Stadium. Miller's return at Villanova was the longest INT return for a touchdown by a Tribe defender since Darren Sharper ran a pick back 88 yards for a score in a 26-21 loss to James Madison on Oct. 12, 1996. Miller now has seven career interceptions for 289 yards and two touchdowns.

Miller's previous career-best for tackles was 15, set in last year's opener at North Carolina. Miller also led the squad in tackles for the first time this season at Villanova, after pacing the defense on three different occasions in 2004. It also marked the eighth time in Miller's career he recorded double-digit tackles.

Miller ranks third on the squad with 58 total tackles this season, to go along with 2.5 TFL and four pass break-ups.

First Timers: Junior linebacker Trevor McLaurin, a converted running back, and senior defensive end Jerome Griffin each recorded the first interception of their respective careers at Villanova on Oct. 29, and redshirt freshman corner Derek Cox followed suit on Saturday against JMU with the first interception of his career.

Cox picked off JMU quarterback Justin Rascati in the second quarter and pulled off a wild cross-field return for 19 yards. As previously mentioned, Cox is the sixth different Tribe defender to register the first interception of their careers this season.

Griffin made an outstanding play on a deflected pass at the line of scrimmage at Villanova, diving back to haul in the fluttering pass at the VU 29-yard line.

McLaurin gave the Tribe a spark it desperately needed in the third quarter, returning his INT 14 yards for a touchdown to score W&M's first points of the game and cut the deficit to 28-7.

McLaurin has steadily earned more playing time at outside linebacker, after moving over to the defensive side of the ball earlier this season. He's been a steady contributor on special teams as well covering kicks. McLaurin has 16 total tackles on the year after recording five stops against JMU.

Finishing Strong II: Another senior who is making his presence felt over his final games is defensive end Jerome Griffin, who, as mentioned, recorded his first interception against Villanova on Oct. 29. Griffin followed with another outstanding game against JMU on Saturday, as he was credited with three total tackles, a forced fumble and a pass break-up. Griffin's forced fumble on Rascati in the third quarter eventually led to the Tribe's



Junior DT Brian Williamson has recorded at least a 1/2 tackle for loss in three consecutive games and has eight total stops in the Tribe's last two contests.

final touchdown, and the pass break-up came on a Rascati pass Griffin batted down at the line of scrimmage. It was Griffin's third PBU of the season.

Road Blocks: Coming into the 2005 season, one of the few question marks surrounding the Tribe defense was at the tackle position, where W&M lost a pair of starters to graduation after the 2004 campaign. But, the solid play of senior Larry Pendleton and junior Brian Williamson, along with the entire tackle rotation, has sured up the position.

Pendleton matched his season-high with four total tackles against JMU on Saturday and has recorded at least one stop in all nine games this season.

Williamson has posted eight total tackles in his last two games, including a season-high five stops at Villanova on Oct. 29. He added three against JMU, including a solo stop behind the line of scrimmage. Against Towson on Oct. 22, Williamson broke through the line of scrimmage and turned in a solo sack in the fourth quarter for a 9-yard loss. He has at least a 1/2 TFL in his last three games for a season total of 3/5. Williamson is fourth among the squad's defensive linemen with 28 total tackles on the year.

O'Connor On-Point: Senior All-American defensive end Adam O'Connor has also made it a point to end the year strong, as he has now made a significant impact in the last three games. On Saturday, O'Connor was credited with three total tackles, including a solo TFL that resulted in a loss of six yards. He also turned in a quarterback hurry and his pressure throughout the night continuously forced Rascati out of the pocket.

At Villanova, O'Connor recorded six total tackles and forced fumble he recovered on the same play.

Against Towson, O'Connor had perhaps his best game, statistically speaking, of the season, recording six total tackles, a sack, a forced fumble and a pass break-up. O'Connor also got a hand on another Towson pass, deflecting the ball Nickell intercepted and returned for a touchdown in the third quarter.

O'Connor has 2.5 sacks and 5.5 TFL on the season and is tied for third in the A10 in forced fumbles with two. He is third among the Tribe de-

fensive linemen with 29 total tackles.

Getting Stronger: Senior strong safety Jon Shaw continued his solid play with another good effort against JMU on Saturday, finishing with six total tackles, including five solos. He also recovered a third-quarter fumble.

At Villanova, Shaw was credited with nine total tackles, including an assisted TFL. Against Towson on Oct. 22, Shaw tied Josh Rutter for the team lead with seven total tackles.

That came on the heels of a standout performance at Northeastern on Oct. 15, as Shaw led the squad with a career-high 11 total tackles. Shaw eclipsed his previous personal best of 10 tackles, which was set in the season-opening loss at Marshall. Before that, Shaw's personal best stood at nine tackles, set last season against Hampton in the first round of the NCAA I-AA Playoffs and again matched two weeks later in the semifinals against JMU.

Shaw was credited with eight solo tackles against the Huskies, in addition to 1.5 TFL and one pass break-up.

In his last five games, Shaw has now recorded 41 total tackles, 21 solos, two fumble recoveries and three PBUs.

Precision Punting: With W&M's nearly flawless offensive performance against Towson on Oct. 22, junior punter Blair Pritchard received his second "off-week" of the season, as the Tribe did not punt vs. the Tigers. Pritchard was also not called to duty in the Tribe's 56-0 pasting of Liberty on Sept. 24, which was the first time that W&M did not punt in a game since a 49-6 victory over VMI on Oct. 2, 1993 in the Oyster Bowl at Foreman Field in Norfolk.

Pritchard, however, has been called in to work on a much more consistent basis in the last two weeks, as he punted seven times for 285 yards, both career-highs at Villanova, before punting five times for 182 yards Saturday against JMU. He averaged 40.7 yards per kick at VU, including a long of 47, and downed four punts inside the Wildcats' 20-yard line to earn the coaching staff's special teams player of the week award.

Pritchard has been emerging as one of the league's top special teams weapons as a solid candidate for all-conference recognition, as he now ranks third in the Atlantic 10 in punting averaging (39.9). W&M's net punting average has improved to 36.2, which also ranks third in the A10.

At Northeastern on Oct. 15, Pritchard punted four times for 164 yards, a steady average of 41.0 yards per kick. He again did a commendable job handling a wet ball and slick conditions, as there was standing water present in various locations on the Parsons Field artificial surface.

Against UNH on Oct. 8, he punted six times for a then career-high 256 yards. His efforts were one of the main reasons UNH had an average starting field position at its own 28-yard line, as Pritchard downed three punts inside the Wildcat 20 and had another kick downed at the 20-yard line. Working in sloppy field conditions, Pritchard blasted a career-long punt of 64 yards and also uncorked a 57-yarder in the first half. For his efforts, Pritchard was named the coaching staff's special teams player of the week.

Award Winning Performance, The Sequel: Linebacker Ryan Nickell was named the Atlantic 10 Defensive Player of the Week for his efforts in the Tribe's 44-13 win over Towson on Oct. 22, as the junior returned an interception 72 yards for a touchdown in the third quarter and twice sacked Towson quarterback Sean Schaefer, forcing fumbles on each hit, while adding a pair of pass break-ups and

six total tackles.

At Villanova, Nickell continued his recent strong play with a career-best 15 total tackles, including five solos. He surpassed his previous career-high of 11, set in the NCAA quarterfinal victory over Delaware last season and reached double-digit tackles for just the third time in his career.

The 72-yard INT return against Towson was Nickell's second pick of the season and fourth career interception, and the first touchdown of his career.

Nickell was the second Tribe defender to earn Defensive Player of the Week honors this season, as senior Stephen Cason received the citation on Sept. 11 after returning an interception 57 yards for a touchdown at VMI. Nickell's score marked the first time W&M had two different players return an interception for a touchdown in a season since 1995.

The Yorktown, Va., product leads the team with 100 interception return yards on the season, and his two picks are tied for second on the squad behind Cason's three. Nickell third on the squad 53 total tackles, which includes 5.5 TFL and two sacks.

Page Turner: Sophomore defensive back David Page has continued to play a crucial on the Tribe's special team's units covering both kickoffs and punts. Page tallied two solo tackles in kick coverage Saturday against JMU, including a beautiful open-field stop on JMU returner Clint Kent that resulted in a loss of a yard on the punt return.

Page was named the coaching staff's special teams player of the week for his efforts at Northeastern on Oct. 15, when he was credited with one solo tackle in kick coverage and also helped force a fumble that was recovered by freshman Michael Pigram. That effort came on the heels of a career-high seven tackles against UNH on Oct. 8, three of which were solo stops on kick and punt coverage. Page's previous career-best came against Liberty in 2004, when the then redshirt freshman was in on five tackles in the Tribe's 37-17 win.

On the season, Page has recorded 18 total tackles, including 14 solos that have primarily come on kick coverage.

Rare Gem: When Cason took the opening kickoff back for 92-yards and a score three weeks ago against UNH, he not only set the tone for what turned out to be a ground-breaking afternoon of football for the College, but also accomplished a feat that had never been done in Jimmie Laycock's 290 career games on the Tribe sideline. As far back as the Tribe Sports Information Staff could effectively research it, no Tribe player has returned the opening kickoff for a touchdown since Laycock took the helm in 1980.

Cason's average of 26.4 yards per kickoff return is currently third in the conference. The Tribe's single-season record for return average is 28.4, set by Dick Pawlewicz in 1974.

Just Because We Looked It Up: The College has returned a total of 1,106 kickoffs in Laycock's 26-year tenure as head coach. Of these, only five have been returned for touchdowns. No squad has ever had two returned in one year.

GREG KUEHN RECORDS WATCH

NCAA Division I-AA Career Field Goals

Rk	No.	Player, School	Years
1.	72	Marty Zendejas, Nevada	1984-87
2.	71	Kirk Roach, Western Carolina	1984-87
3.	70	Tony Zendejas, Nevada	1981-83
	70	Chris Snyder, Montana	2000-03
5.	67	Scott Shields, Weber State	1995-98
6.	64	Brian Mitchell, Marshall/UNI	1987, 89-91
7.	62	Dave Ettinger, Hofstra	1994-97
8.	59	Greg Kuehn, W&M	2002-05
	59	Todd Kurz, Illinois State	1993-96
10.	57	Steve Christie, W&M	1986-89
	57	Jose Larios, McNeese State	1992-95

NCAA Division I-AA Career Scoring (Kick)

Rk	Pts.	Player, School	Years
1.	394	Chris Snyder, Montana	2000-03
2.	385	Marty Zendejas, Nevada	1984-87
3.	339	Greg Kuehn, W&M	2002-05
4.	335	Justin Langan, Western Ill.	2001-04
5.	326	Dave Ettinger, Hofstra	1994-97
6.	324	Brian Morgan, Grambling	2001-04
7.	322	Brian Mitchell, Marshall/UNI	1987, 89-91
	322	Scott Shields, Weber State	1995-98
9.	307	Thayne Doyle, Idaho	1988-91
10.	304	Jose Larios, McNeese State	1992-95

W&M CAREER FIELD GOALS

1.	59	Greg Kuehn, 2002-05
2.	57	Steve Christie, 1986-89
3.	48	Brian Shallcross, 1994-97
4.	46	Brett Sterba, 1998-2000
5.	30	Brian Morris, 1982-85
6.	26	Steve Libassi, 1976-79
7.	22	Chris Dawson, 1991-93
8.	17	Terry Regan, 1972-74
9.	14	Dan Mueller, 1988-91
10.	13	Laszlo Mike-Meyer, 1980-81

W&M CAREER FIELD GOAL PERCENTAGE

1.	.807	Brett Sterba, 1998-2000
2.	.778	Dan Mueller, 1988-91
3.	.694	Greg Kuehn, 2002-05 (59-85)
4.	.687	Steve Christie, 1986-89
5.	.667	Brian Morris, 1982-85
6.	.649	Brian Shallcross, 1994-97
7.	.565	Laszlo Mike-Mayer, 1980-81
8.	.553	Steve Libassi, 1976-79
9.	.550	Chris Dawson, 1991-93

ATLANTIC 10 CAREER FIELD GOALS

1.	59	Greg Kuehn, W&M	2002-05
2.	50	Chris Onorato, HU	2001-04
3.	48	Brian Shallcross, W&M	1994-97
4.	46	Brett Sterba, W&M	1997-00
5.	44	Brandon Hanes, NU	1994-97
6.	41	Rob Courter, UR	1987-90
7.	39	John Coursey, JMU	1993-96
8.	38	Casey Hannon, VU	1998-01
	38	Matt Walker, URI	1995-98
10.	36	Domingo Carlos, UC	1981-83

IN THE SPOTLIGHT: JEROME GRIFFIN, SR., DE

Place of birth: I was born in Goldsboro, NC and wound up going to high school in Sumter, SC.

How did you wind up choosing W&M?: [William and Mary defensive coordinator] Matt McLeod knew my high school coach. He has relatives in the town I lived in.

What is your favorite TV show?: Sports Center

What is the last book you've read?: *Ella Enchanted* by Gail Carson Levine. It's a children's book I am reading for my education class, Teaching, Reading and Language Arts.

Are you considering a career in teaching?: Yes, I am going to be a kindergarten teacher.

Why kindergarten?: I am just a big kid to start with, so I figure I might as well get paid for it. Also, I like the opportunity to be a positive role model for young kids, especially at such an impressionable age.

Who has been a positive role model in your life?: My mother. She has done a tremendous job of leading our family.

What was the last thing you've made from scratch?: A lesson plan. It was on Satchel Paige, a former major league and Negro League legend.

Which teammate do you think will have the most interesting job in 10 years, and what will it be?: Me ... What's more interesting than being a kindergarten teacher?

Which teammate would be the first you'd ask to help fix your computer?: [Senior place-kicker] Greg Kuehn.

Who would be the last you'd go to?: Definitely myself.

Which teammate would you go to for fashion tips?: [Senior defensive tackle] Larry Pendleton. He keeps it real and simple.

The word is that you know your way around the kitchen. What's your specialty dish?: Fried chicken, mashed potatoes, Jiffy Mix cornbread and orange Kool-Aid.

What is your best, non-sport related, skill?: Acting.

Have you ever been in a play?: Yes. In my junior year, I was 'Whining Boy' in the play "The Piano Lesson." My role was the drunk uncle.

What is your favorite non-sport related activity?: Playing Dominoes or Spades.

Who is the best dominoes player on the squad?: From what I've seen, it would be Larry Pendleton - he seems to get lucky the most.

What has been your favorite class at W&M?: Intro to Black Studies.

What's been the hardest?: Research Methods.

What was your favorite summer job?: Working at the Science Training and Research (STAR) program. It was a camp that helped high school juniors prepare for the SATs and get them help with their sciences (biology and chemistry).

What was your least favorite summer job?: Working in a grocery store. Low pay, long hours and hard work. It was not fun.

Griffin forced this fourth-quarter fumble Saturday night against JMU. The turnover led to a Tribe touchdown.

THE TRIBE IN 2005

Overall: 5-4
 At home:.....3 - 1
 Away:.....2 - 3
 On grass:.....4 - 2
 On turf:1 - 2

A-10 overall:3 - 3
 A-10 home:2 - 1
 A-10 road:1 - 2

By Month:
 September:2 - 2
 October:3 - 1
 November:0 - 1
 December:0 - 0

When scoring first4 - 2
 When opponent scores first1 - 2
 When scoring 30+ points5 - 0
 When scoring less than 30 points0 - 4
 When leading at half4 - 1
 When trailing at half0 - 3
 When tied at half1 - 0
 When leading after 3 qtrs4 - 1
 When trailing after 3 qtrs1 - 3
 When tied after 3 qtrs0 - 0
 When out-passing opponent3 - 2
 When out-rushing opponent4 - 1
 When out-gaining opp. (total off.)4 - 0
 When out-gained by opp1 - 4
 With 35+ passing attempts1 - 2
 With less than 35 passing attempts4 - 2
 With 30+ rushing attempts5 - 3
 With less than 30 rush attempts0 - 1
 When leading TOP3 - 2
 When trailing TOP2 - 2
 With an individual 100-yd rusher2 - 2
 With an individual 200-yd passer4 - 2
 With an individual 100-yd receiver3 - 0
 With opponent 100-yd rusher1 - 3
 With opponent 200-yd passer2 - 3
 With opponent 100-yd receiver2 - 2
 When leading turnover ratio4 - 3
 When trailing turnover ratio1 - 1



2005 WILLIAM AND MARY ALPHABETICAL ROSTER

No.	Name	Cl.	Pos.	Ht.	Wt.	High School	Hometown
41	Alexander, Sheldon	Fr.	WR	6-1	200	Woodberry Forest	Gordonsville, VA
36	Allen, Kevin	RF	DB	6-2	195	Highland Springs	Richmond, VA
16	Archer, R.J.	Fr.	QB	6-2	198	Albemarle	Earlsville, VA
86	Atchison, Andrew	So.	TE	6-7	235	Albemarle	Charlottesville, VA
88	Boykin, Obie	RF	DB	6-3	190	Surry County	Williamsburg, VA
40	Bratton, Adam	Sr.	TE	6-4	250	Montoursville	Montoursville, PA
9	Brooks, Elijah	Jr.	RB	5-9	210	DeMatha	Largo, MD
6	Burrow, Brandon	So.	DB	5-11	180	Colonial Heights	Colonial Heights, VA
49	Bynum, Raphael	Fr.	FB/LB	5-9	230	North Stafford	Stafford, VA
31a	Canty, Major	Fr.	RB	5-11	205	Tennessee	Bristol, TN
22	Cason, Stephen	Sr.	DB	6-0	210	James River	Richmond, VA
67	Cochran, Brent	So.	OL	6-5	300	South Lakes	Reston, VA
32	Coley, Delmus	Jr.	RB	5-8	195	Floyd Kellam	Virginia Beach, VA
37	Cox, Derek	RF	DB	6-1	185	J.H. Rose	Winterville, NC
15	Davis, Corey	Jr.	WR/P	6-1	195	Deep Creek	Chesapeake, VA
45	Falbo, Graham	So.	FB	6-0	250	Westfield	Centreville, VA
60	Ferebee, Melvin	Fr.	DL	6-1	240	Hampton Roads Academy	Hampton, VA
73	Ferrante, John	Fr.	OL	6-6	305	Urbana	Frederick, MD
79	Grant, Michael	RF	OL	6-5	305	Notre Dame	Wrightstown, NJ
75	Grenz, Michael	Sr.	OL	6-3	285	Wayne Hills	Wayne, NJ
95	Griffin, Jr., Jerome	Sr.	DL	6-1	240	Crestwood	Sumter, SC
76	Haley, Michael	RF	OL	6-1	265	Great Bridge	Chesapeake, VA
43	Herbert, Cortenous	Fr.	DL	6-3	260	Northwest	Germantown, MD
53	Hiteshew, Luke	RF	OL	6-1	287	Mount St. Joseph	Baltimore, MD
28	Holmes, DeBrián	RF	RB	5-9	180	Woodside	Fort Eustis, VA
64	Horvath, Ryan	So.	OL	6-1	220	Midlothian	Midlothian, VA
80	Houff, David	RF	WR	6-1	187	Blacksburg	Blacksburg, VA
78	Ilardo, Chris	Fr.	OL	6-3	280	St. Paul's School	Baltimore, MD
17	Jackson, Paris	So.	WR	6-2	200	Westfield	Centreville, VA
42	Johnson, Fred	Fr.	DB	6-1	190	St. Christopher's	Richmond, VA
92	Jones, Ryan	So.	DL	6-3	252	Blacksburg	Blacksburg, VA
51	Kelley, Tim	So.	OL	6-2	290	Watkins Memorial	Pataskala, OH
25	Kuehn, Greg	Sr.	PK	6-3	215	Potomac Falls	Potomac Falls, VA
7	Lanning, Brian	Fr.	WR	6-0	180	Frederick	Frederick, MD
99	Larkins, Josh	RF	DL	6-2	300	Toms River North	Toms River, NJ
38	Letcavage, Andrew	Fr.	LB	6-1	205	Mt. Carmel Area	Kulpmont, PA
72	Lissemore, Sean	Fr.	DL	6-4	245	Dumont	Dumont, NJ
63	Lumm, Ryan	Sr.	OL	6-3	280	Santa Margarita	Mission Viejo, CA
33	Lustig, Josh	Sr.	WR	5-9	175	Cathedral Prep	Erie, PA
2	Mack, Elliott	RF	WR	6-0	188	Delbarton	Irvington, NJ
3	Marianacci, Joe	RF	WR	6-0	186	Wyoming Area	West Pittston, PA
47	McAulay, D.J.	Fr.	WR	5-11	170	Westminster School	New Haven, CT
62	McCutcheon, Thomas	Fr.	OL	6-5	330	Deep Creek	Chesapeake, VA
52	McLaurin, Travis	Sr.	LB	5-11	240	Thomas McKean	Wilmington, DE
23	McLaurin, Trevor	Jr.	RB	5-11	230	Thomas McKean	Wilmington, DE
54	McMurrer, Peter	Fr.	LB	5-11	220	Centreville	Clifton, VA
21	Miller, James	Sr.	DB	6-1	200	Lake Taylor	Norfolk, VA
87	Mitchell, Trey	RF	PK	5-10	165	Radford	Radford, VA
19	Molenaar, Brett	Fr.	QB	6-4	208	Coast Union	Cambria, CA
61	Moore, Christopher	Fr.	OL	6-1	260	Amherst County	Madison Heights, VA
68	Morris, Cody	Jr.	OL	6-4	285	Hazelton Area	Jeansville, PA
4	Muldrow, Leonard	Jr.	DB	5-9	180	Ocean Lakes	Virginia Beach, VA
59	Mulloy, Patrick	Sr.	OL	6-4	315	Salesianum	West Chester, PA
82	Muro, Evan	RF	TE	6-6	246	Warwick	Newport News, VA
56	Muse, C.J.	Fr.	OL	6-4	310	Lexington	Lexington, SC
57	Neely, Brian	Jr.	DL	6-4	298	Lee Davis	Mechanicsville, VA

No.	Name	Cl.	Pos.	Ht.	Wt.	High School	Hometown
27	Nicholas, Joe	So.	WR	6-3	211	Hazleton Area	Sugarloaf, PA
55	Nickell, Ryan	Jr.	LB	6-2	210	Tabb	Yorktown, VA
30	Nickerson, Matt	Fr.	RB	5-9	176	Woodson	Fairfax Station, VA
90	O'Brien, Eric	RF	DL	6-1	268	Delone Catholic	Abbottstown, PA
97	O'Connor, Adam	Sr.	DL	6-8	275	Ragsdale	Greensboro, NC
39	O'Neill, T.J.	So.	LB	6-1	238	Tabor Academy	Duxbury, MA
46	Otey, Matt	So.	FB	5-11	230	Hershey	Hershey, PA
13	Page, David	So.	DB	5-9	180	Cardinal Mooney	Sarasota, FL
26	Parrott, LeVince	Jr.	FB	5-10	225	Lafayette	Williamsburg, VA
84	Pate, Brian	Fr.	K/P	5-10	160	Massaponax	Fredericksburg, VA
58	Pendleton, Larry	Sr.	DL	6-3	285	Booker T. Washington	Norfolk, VA
81	Phillips, Brett	RF	WR	6-2	185	Seattle Prep	Seattle, WA
18	Phillips, Jacob	RF	QB	6-3	208	Bath County	Warm Springs, VA
48	Pigram, Michael	Fr.	RB/LB	5-10	218	Hopewell	Hopewell, VA
10	Potts, Michael	So.	QB	6-4	224	Middletown	Middletown, DE
91	Pritchard, Blair	Jr.	K/P	5-11	230	Atlee	Mechanicsville, VA
74	Pugh, Brandon	So.	DL	6-2	261	Indian River	Chesapeake, VA
96	Pulley, Daniel	Fr.	DL	6-3	262	Atlantic Shores Christian	Chesapeake, VA
50	Reyher, Todd	RF	LB	6-0	214	Lafayette	Williamsburg, VA
65	Ridjaneck, Matt	Sr.	OL	6-4	275	Center	Monaca, PA
24	Riley, Richard	Jr.	DB	6-2	185	Gaithersburg	Gaithersburg, MD
89	Robertson, Eric	Fr.	WR	6-2	180	Albemarle	Barboursville, VA
44	Rutter, Josh	RF	LB	6-3	228	Francis Scott Key	Union Bridge, MD
70	Shafran, Jonathan	RF	OL	6-3	255	Langley	Great Falls, VA
35	Shaw, Jonathan	Sr.	DB	6-0	198	Lake Brantley	Altamonte Springs, FL
31	Slye, Cedric	Jr.	DB	5-10	183	St. John's	Washington, D.C.
71	Stewart, Brad	So.	OL	6-3	300	Bethel Park	Bethel Park, PA
29	Stout, Zachary	Jr.	DB	6-0	190	Lee Davis	Mechanicsville, VA
14	Taylor, Christian	Jr.	QB	6-5	205	Grafton	Yorktown, VA
11	Taylor, John	Jr.	WR	6-3	210	St. Albans	Washington, D.C.
66	Tracy, Adrian	Fr.	LB	6-4	230	Potomac Falls	Sterling, VA
85	Trinkle, Matt	Jr.	TE	6-5	260	Allentown C. Catholic	Whitehall, PA
83	Troester, Jordan	Jr.	TE	6-2	240	New Kent	Providence Forge, VA
69	Turner, William	So.	LB	6-1	240	Franklin County	Wirtz, VA
98	Varno, Rob	Fr.	DE	6-5	210	Hoggard	Wilmington, NC
5	Viola, Tony	So.	RB	6-1	217	Stonewall Jackson	Broadway, VA
93	Watson, Jonas	Sr.	DL	6-2	228	Bethel	Hampton, VA
34	Wheeler, Thad	Sr.	LB	6-1	216	Sequoyah	Canton, GA
8	Wheeling, Alan	Jr.	DB	5-9	180	Pulaski County	Dublin, VA
77	Williamson, Brian	Jr.	DL	6-3	281	Whiteville	Nakina, NC
94	Wright, Josh	Jr.	DL	6-3	246	Amherst County	Madison Heights, VA

2005 WILLIAM AND MARY NUMERICAL ROSTER

No.	Name	Pos.	No.	Name	Pos.
2	Mack, Elliott	WR	51	Kelley, Tim	OL
3	Marianacci, Joe	WR	52	McLaurin, Travis	LB
4	Muldrow, Leonard	DB	53	Hiteshew, Luke	OL
5	Viola, Tony	RB	54	McMurrer, Peter	LB
6	Burrow, Brandon	DB	55	Nickell, Ryan	LB
7	Lanning, Brian	WR	56	Muse, C.J.	LB
8	Wheeling, Alan	DB	57	Neely, Brian	OL
9	Brooks, Elijah	RB	58	Pendleton, Larry	DL
10	Potts, Michael	QB	59	Mulloy, Patrick	OL
11	Taylor, John	WR	60	Ferebee, Melvin	OL
13	Page, David	DB	61	Moore, Christopher	OL
14	Taylor, Christian	QB	62	McCutcheon, Thomas	OL
15	Davis, Corey	P/WR	63	Lumm, Ryan	OL
16	Archer, R.J.	QB	64	Ryan Horvath	OL
17	Jackson, Paris	WR	65	Ridjaneck, Matt	OL
18	Phillips, Jacob	QB	66	Tracy, Adrian	OL
19	Molenaar, Brett	QB	67	Cochran, Brent	OL
21	Miller, James	DB	68	Morris, Cody	OL
22	Cason, Stephen	DB	69	Turner, William	LB
23	McLaurin, Trevor	RB	70	Shafran, Jonathan	OL
24	Riley, Richard	DB	71	Stewart, Brad	OL
25	Kuehn, Greg	PK	72	Lissemore, Sean	OL
26	Parrott, LeVince	FB	73	Ferrante, John	OL
27	Nicholas, Joe	WR	74	Pugh, Brandon	DL
28	Holmes, DeBrian	RB	75	Grenz, Michael	OL
29	Stout, Zachary	DB	76	Haley, Michael	OL
30	Nickerson, Matt	RB	77	Williamson, Brian	DL
31	Slye, Cedric	DB	78	Ilardo, Chris	OL
31a	Canty, Major	RB	79	Grant, Michael	OL
32	Coley, Delmus	RB	80	Houff, David	WR
33	Lustig, Josh	WR	81	Phillips, Brett	WR
34	Wheeler, Thad	LB	82	Muro, Evan	TE
35	Shaw, Jonathan	DB	83	Troester, Jordan	TE
36	Allen, Kevin	DB	84	Pate, Brian	PK/P
37	Cox, Derek	DB	85	Trinkle, Matt	TE
38	Letcavage, Andrew	LB	86	Atchison, Andrew	TE
39	O'Neill, T.J.	LB	87	Mitchell, Trey	PK
40	Bratton, Adam	TE	88	Boykin, Obie	DB
41	Alexander, Sheldon	WR	89	Robertson, Eric	WR
42	Johnson, Fred	DB	90	O'Brien, Eric	DL
43	Herbert, Cortenous	DL	91	Pritchard, Blair	P/K
44	Rutter, Josh	LB	92	Jones, Ryan	DL
45	Falbo, Graham	FB	93	Watson, Jonas	DL
46	Otey, Matt	RB	94	Wright, Josh	DL
47	McAulay, D.J.	WR	95	Griffin, Jerome	DL
48	Pigram, Michael	RB/LB	96	Pulley, Daniel	DL
49	Bynum, Raphael	LB	97	O'Connor, Adam	DL
50	Reyher, Todd	LB	98	Varno, Rob	DE
			99	Larkins, Josh	DL

2005 GAME-BY-GAME STARTERS

	Marshall	VMI	URI	Liberty	UNH	Northeasten	Towson	Villanova	JMU	Delaware	Richmond
QB	Potts	Phillips	Potts	Potts	Potts	Potts	Phillips	Phillips	Phillips		
TB	Brooks	Brooks	Brooks	Brooks	Brooks	Brooks	Brooks	Brooks	Brooks		
FB	Trinkle*	Trinkle*	Trinkle*	Trinkle*	Trinkle*	Trinkle*	Trinkle*	Trinkle*	Trinkle*		
WR	Lustig	Lustig	Lustig	Lustig	Lustig	Lustig	Lustig	Lustig	Lustig		
WR	Marianacci	Nicholas	Nicholas	Nicholas	Nicholas	Nicholas	Nicholas	Nicholas	Nicholas		
TE	Bratton	Bratton	Bratton	Bratton	Bratton	Bratton	Bratton	Bratton	Bratton		
LT	Grenz	Grenz	Cochran	Cochran	Cochran	Cochran	Cochran	Cochran	Cochran		
LG	Lumm	Ridjaneck	Grenz	Grenz	Grenz	Grenz	Grenz	Grenz	Grenz		
C	Mulloy	Mulloy	Mulloy	Mulloy	Mulloy	Mulloy	Mulloy	Mulloy	Mulloy		
RG	Morris	Morris	Morris	Morris	Morris	Morris	Morris	Morris	Morris		
RT	Stewart	Stewart	Stewart	Stewart	Stewart	Stewart	Stewart	Stewart	Stewart		
DE	Wright	Wright	Wright	Wright	Watson	Watson	Wright	Watson	Watson		
DE	O'Connor	O'Connor	O'Connor	O'Connor	O'Connor	O'Connor	O'Connor	O'Connor	Wright		
DT	Pendleton	Pendleton	Pendleton	Pendleton	Pendleton	Pendleton	Pendleton	Pendleton	Pendleton		
DT	Williamson	Williamson	Williamson	Williamson	Williamson	Williamson	Williamson	Williamson	O'Connor		
LB	Rutter	Rutter	Rutter	Rutter	Rutter	Rutter	Rutter	Rutter	Rutter		
LB	Wheeler	Wheeler	Wheeler	O'Neill	Wheeler	O'Neill	Wheeler	O'Neill	O'Neill		
LB	Nickell	Nickell	Nickell	Nickell	Nickell	Nickell	Nickell	Nickell	Nickell		
SS	Shaw	Shaw	Shaw	Shaw	Shaw	Shaw	Shaw	Shaw	Shaw		
FS	Miller	Miller	Miller	Miller	Miller	Miller	Miller	Miller	Miller		
CB	Cason	Cason	Cason	Cason	Cason	Cason	Cason	Cason	Cason		
CB	Wheeling	Wheeling	Wheeling	Wheeling	Riley	Wheeling	Riley	Riley	Riley		

*Started with two tight ends and no FB.

THE LAST TIME IT HAPPENED IN TRIBE FOOTBALL

TEAM

Shut out an opponent **56-0, vs. Liberty, 9/24/05**
 Was shut out.....0-14, at Delaware, 11/1/97
 Consecutive shutouts at NU (32-0), at UNH (39-0), 1995
 Scored 90+ points 95-0, vs. Bridgewater, 1931
 Scored 80-89 points 81-0, vs. Bridgewater, 1930
 Scored 70-79 points 77-0, vs. Bridgewater, 1932
 Scored 60-69 points 62-31, vs. VMI, 9/14/02
Scored 50-59 points..... **55-0, vs. Liberty, 9/24/05**
 Consecutive 50+ games at NU (53), vs. VU (51), 1993
Consecutive 40+ games **vs. Liberty (56), vs. UNH (42),**
 **vs. NU (44), vs. Towson (44) 2005**
 Passed for 400+ yards 426, vs. NU, 10/28/00
Passed for 300-399 yards **359, vs. Northeastern, 10/15/05**
Passed for 200-299 yards **202, vs. JMU, 11/5/05**
 Rushed for 400+ yards.....433, vs. Villanova, 10/23/99
Rushed for 300-399 yards **335, vs. Liberty, 9/24/05**
Rushed for 200-299 yards **210, vs. Towson, 10/22/05**
Rushed/Passed for 200+ yards **vs. Towson, 10/22/05**
 (210 rush, 202 pass)
Had 600+ yds of total offense..... **635, vs. Liberty, 9/24/05**
 Had 500-599 yds of total offense..... 500, vs. UD, 12/4/04
 Had two players rush for 100 yards vs. URI, 10/7/95
Had two players with 100+ rec. yds..... **vs. Northeastern, 10/15/05**
Held opp. under 50 rush yards..... **-6, vs. Liberty, 9/24/05**
 Held opp. under 50 pass yards.....44, vs. URI, 11/9/02
 Held opp. under 100 yards total off..... 82, at Bucknell, 9/21/96
 Allowed 600+ yards of total off.....638, at WMU, 9/6/03
Allowed 500-599 yards total off **540, at Villanova, 10/29/05**
 Was held under 50 rush yards..... 30, at UD, 10/23/04
 Was held under 50 pass yards.....30, vs. Boston, 9/19/92
 Was held under 100 yards total offense..... None post 1981
Blocked a punt **vs. UNH, 10/8/05**
 Blocked a field goalvs. UR, 40-yard att., 11/20/04
Had a field goal blocked.....**at Villanova, 39-yard att., 10/29/05**
 Returned a blocked punt for TD..... at URI, 12 yds, 9/7/96
 Had a punt blockedat Delaware, 10/23/04
 Had a blocked punt returned for TDvs. Villanova, 11/11/00
 Returned a punt for TD.....at Richmond, 69 yds, 11/22/03
Returned a kickoff for TD **vs. UNH, 92 yds, 10/8/05**
Returned an INT for TD..... **2, at Villanova, 14 & 80 yds, 10/29/05**
 Returned a fumble for TDat URI, 0 yds, 10/25/03
 Had a punt returned for TD.....vs. JMU, 70 yds, 10/18/03
 Had a kickoff returned for TDvs. HU, 93 yds, 11/27/04
Had an int. returned for TD**at Villanova, 15 yds, 10/29/05**
Had a fumble returned for TD..... **vs. Marshall, 70 yds, 9/1/05**
 Recorded a safety vs. Villanova, 11/6/04
 Surrendered a safetyat Northeastern, 9/20/03
Scored a defensive TD **2, at Villanova, 10/29/05**
Scored a special teams TD..... **vs. UNH, 10/8/05**
 Scored defensive and special teams TD at UR, 11/21/03
Won in overtime **(2 OTs) 44-41 at Northeastern, 10/15/05**
 Lost in overtime31-34, at JMU, 11/16/02

Bold happened last season.
Bold italic happened last game.

INDIVIDUAL

Passed for 400+ yds.....426, D. Corley vs. NU, 10/28/00
 Passed for 300-399 yds..... 315, L. Campbell, vs. JMU, 12/10/04
Passed for 200-299 yds..... **202, J. Phillips, vs. JMU, 11/5/05**
 Passed for 6 TDs S. Knight, vs. Maine, 11/6/93
 Passed for 5 TDsNone
Passed for 4 TDs **J. Phillips, at Northeastern, 10/15/05**
 Passed for 3 TDs L. Campbell, vs. JMU, 12/10/04
Passed for 2 TDs **M. Potts, vs. Liberty, 9/24/05**
 Completed 30+ att..... 30, L. Campbell, vs. JMU, 12/10/04
Completed 20-29 att..... **20, M. Potts, at URI, 9/17/05**
 QB pass/rush for 100 yds D. Corley, at VU, 11/11/00
 (247 pass, 107 rush)
 QB had 2 pass / 2 rush TDsL. Campbell, at UNC, 9/4/04
 (2 pass, 2 rush)
QB had pass and rush TDs **J. Phillips, vs. JMU, 11/5/05**
 (1 pass, 1 rush)
 Rushed for 200+ yds.....201, A. Porch, at UConn, 10/18/97
 Rushed for 150-199 yds..... 198, J. Smith, at UNH, 10/19/02
Rushed for 100-149 yds **135, E. Brooks vs. UNH, 10/8/05**
 Two players rush for 100 yards vs. URI, 10/7/95
 (Troy Keen (158) and Derek Fitzgerald (140))
Two players with 100+ receiving yds **at NU, 10/15/05**
Josh Lustig (126) and Joe Nicholas (105)
Had 30+ carries **32, E. Brooks, vs. UNH, 10/8/05**
Had 20-29 carries..... **21, E. Brooks, vs. JMU, 11/5/05**
Rushed for 4 TDs **E. Brooks, vs. UNH, 10/8/05**
Rushed for 3 TDs **E. Brooks, vs. Liberty, 9/24/05**
Rushed for 2 TDs **J. Phillips, vs. Towson, 10/22/05**
 Had 200+ yds rec244, D. Thompson, at UD, 10/23/04
 Had 150-199 yds rec 185, D. Thompson, vs. UD, 12/4/04
Had 100-149 yds rec **105, J. Nicholas, at NU, 10/15/05**
 **126, J. Lustig, at NU, 10/15/05**
 Had 10+ receptions 11, J. Nicholas, vs. UD, 12/4/04
 Had 4 TD receptionsD. Thompson, at UD, 10/23/04
 Had 3 TD receptionsR. Musinski, at Delaware, 10/4/03
Had 2 TD receptions **J. Nicholas, at Northeastern, 10/15/05**
Had TD Rushing/TD Receiving **E. Brooks, vs. LU, 9/24/05**
 (3 rushing, 1 receiving)
Ret. a KO for TD **S. Cason, 92 yds, vs. UNH, 10/8/05**
 Ret. a punt for TDM. Bobo, 69 yds, at UR, 11/21/03
 Ret. a blocked punt for TD S. McDermott, at URI, 9/7/96
 Blocked a FGB. Williamson, 39 att., vs. VU, 11/6/04
Blocked a punt **L. Muldrow, vs. UNH, 10/8/05**
 Ret. a fumble for TDA. O'Connor, 0 yds, at URI, 10/25/03
Had 2+ interceptions **2, J. Shaw, at URI, 9/17/05**
Ret. an INT for TD **Tre. McLaurin, 14 yds, at Villanova, 10/29/05**
 **J. Miller, 80 yds, at Villanova, 10/29/05**
 Made 4 FGsB. Sterba, vs. NU, 10/28/01
Made 3 FGs **G. Kuehn, vs. JMU, 11/5/05**
Kicked a 50+ FG **50, G. Kuehn, at URI, 9/17/05**
Kicked a 40-49 FG **48, 44, G. Kuehn, vs. Towson, 10/22/05**
 2-point run L. Campbell, vs. JMU, 12/10/04
 2-point reception J. Nicholas, vs. NU, 10/2/04

Bold happened this season.
Bold italic happened last game.

WILLIAM AND MARY SINGLE-GAME HIGHS

INDIVIDUAL GAME HIGHS

Pass Attempts:33, J. Phillips vs. VU, 10/29
 Pass Completions:20, M. Potts vs. URI, 9/17
 Passing Yards:256, J. Phillips vs. NU, 10/5
 Passing TDs:4, J. Phillips vs. NU, 10/15
 Rushing Attempts:32, E. Brooks vs. UNH, 10/8
 Rushing Yards:149, E. Brooks vs. Marshall, 9/1
 Rushing TDs:4, E. Brooks vs. UNH, 10/8
 Receptions:8, J. Nicholas vs. LU, 9/24
 Receiving Yards:126, J. Lustig vs. NU, 10/15
 Receiving TDs:2, J. Nicholas vs. NU, 10/15
 Total Offensive Yards:288, J. Phillips vs. NU, 10/15
 All-Purpose Yards:176, E. Brooks vs. Marshall, 9/1
 Total Points:24, E. Brooks vs. UNH, 10/8; vs. LU, 9/24
 Points Kicking:14, G. Kuehn vs. TU, 10/22
 Points Rushing:24, E. Brooks vs. UNH, 10/8
 Points Receiving:12, J. Nicholas vs. NU, 10/15
Field Goals Made:3, G. Kuehn, three times - last v. JMU, 11/5
Field Goals Attempted: ..3, G. Kuehn, three times - last v. JMU, 11/5
 PATs Attempted:8, G. Kuehn vs. LU, 9/24
 PATs Made:8, G. Kuehn vs. LU, 9/24
 Punts:7, B. Pritchard vs. VU, 10/29
 Punting Yards:285, B. Pritchard vs. VU, 10/29
 Punting Average:42.7, B. Pritchard vs. UNH, 10/8
Punt Returns:3, three times, last- J. Lustig vs. JMU, 11/5
 Punt Return Yards:37, J. Lustig vs. VMI, 9/10
 Kickoff Returns:4, S. Cason vs. TU, 10/22
 Kickoff Return Yards:112, S. Cason vs. UNH, 10/8
 Kickoff Return Avg:56.0, S. Cason vs. UNH, 10/8
 Interceptions:2, two times, last- J. Shaw vs. URI, 9/17
 Interception Yards:80, J. Miller vs. VU, 10/29
 Tackles:16, J. Miller vs. VU, 10/29; J. Rutter vs. Marshall, 9/1
 Solo Tackles:8, J. Shaw vs. NU, 10/15
 Tackles for loss:3.0, J. Watson vs. NU, 10/15
 Sacks:2.0, R. Nickell vs. TU, 10/22
 Pass Breakups:2, two times, last R. Nickell vs. TU, 10/22
Bold - Happened Last Game

TEAM GAME HIGHS

Pass Attempts:37 vs. URI, Sept. 17
 Pass Completions:27 vs. NU, Oct. 15
 Passing Yards:359 vs. NU, Oct. 15
 Passing TDs:5 vs. NU, Oct. 15
 Yards Per Completion:13.7 vs. LU, Sept. 24
 Rushing Attempts:64 vs. LU, Sept. 24
 Rushing Yards:300 vs. LU, Sept. 24
 Rushing TDs:5 vs. LU, Sept. 24
 Yards Per Rush:7.9 vs. URI, Sept. 17
 Total Yards:635 vs. LU, Sept. 24
 Points Scored:56 vs. LU, Sept. 24
 TDs Scored:8 vs. LU, Sept. 24
 Total Plays:92 vs. LU, Sept. 24
Field Goals Made:3, three times, last vs. JMU, Nov. 5
Field Goals Attempted:3, three times, last vs. JMU, Nov. 5
 PATs Attempted:8 vs. LU, Sept. 24
 PATs Made:8 vs. LU, Sept. 24
 Punts:7 vs. VU, Oct. 29
 Punting Yards:285 vs. VU, Oct. 29
 Punting Average:42.7 vs. UNH, Oct. 8
Punt Returns:3, three times, last - vs. JMU, Nov. 5
 Punt Return Yards:37, vs. VMI, Sept. 10
 Kickoff Returns:8 vs. URI, Sept. 17
 Kickoff Return Yards:167 vs. URI, Sept. 17
 Kickoff Return Average:56.0 vs. UNH, Oct. 8
Interceptions:3, three times, last - vs. JMU, Nov. 5
 Interception Yards:94 vs. VU, Oct. 29
 Forced Fumbles:4 vs. TU, Oct. 22
 Fumble Return Yards:0
Forced Turnovers:4, three times, last - vs. JMU, Nov. 5
 Turnovers:3 vs. Marshall, Sept. 1
 Sacks:5 vs. Towson, Oct. 22
 First Downs:35 vs. LU, Sept. 24
 Third Down Conv. %:77.8% vs. LU, Sept. 24
Fourth Down Conversion %: ..100% 5 times- last- vs. JMU, Nov. 5
 Penalties:7 vs. VMI, Sept. 10
 Penalty Yards:55 vs. TU, Oct. 22; VMI, Sept. 10
 Possession Time:40:57 vs. LU, Sept. 24

Bold - Happened Last Game

2005 TRIBE STATISTICAL LEADERS

Opponent	Pass Att.	Pass Yards	Rushes	Rush. Yds	Receptions	Rec. Yds.	Tackles	TFLs	Sacks
at MU	30, Potts	164, Potts	28, Brooks	149, Brooks	4, Lustig	64, Bratton	16, Rutter	1.0, Wright, Watson	1.0, Watson
at VMI	21, Phillips	202, Phillips	18, Brooks	94, Brooks	7, Nicholas	107, Nicholas	9, Rutter	1.5, Watson, O'Connor	1.5, Watson
at URI	30, Potts	211, Potts	18, Brooks	110, Brooks	4, four players	76, Nicholas	9, Rutter	1.5, Wright	none
LU	25, Potts	226, Potts	22, Brooks	102, Brooks	8, Nicholas	110, Nicholas	7, Rutter	2.0, Nickell	1.5, Watson
UNH	19, Potts	127, Potts	32, Brooks	135, Brooks	5, Lustig	68, Lustig	9, Cason	1.0, Four players	1.0, Watson, Wright
at NU	20, Phillips	256, Phillips	24, Brooks	89, Brooks	7, Nicholas	126, Lustig	11, Shaw	3.0, Watson	1.0, Wheeler
TU	21, Phillips	202, Phillips	13, Holmes	76, Holmes	6, Nicholas	83, Nicholas	7, Rutter, Shaw	2.0, Nickell	2.0, Nickell
at VU	33, Phillips	137, Phillips	14, Brooks	78, Brooks	5, Lustig	92, Lustig	16, Miller	1.0, Riley	none
JMU	28, Phillips	202, Phillips	21, Brooks	92, Brooks	6, Lustig	76, Lustig	11, Miller	1.0, three players	none
UD									
at UR									

2005 OPPONENT SINGLE-GAME HIGHS

INDIVIDUAL GAME HIGHS

Pass Attempts:	56, R. Santos (UNH), 10/8
Pass Completions:	33, R. Santos (UNH), 10/8
Passing Yards:	325, F. Jankowski (VU), 10/29
Passing TDs:	3, twice, last - F. Jankowski (VU), 10/29
Rushing Attempts:	39, M. Murray (NU), 10/15
Rushing Yards:	180, M. Murray (NU), 10/15
Rushing TDs:	3, J. Davis (URI), 9/17
Receptions:	11, J. Dieser (VU), 10/29
Receiving Yards:	182, J. Dieser (VU), 10/29
Receiving TDs:	2, C. Parks (NU), 10/15
Total Offensive Yards:	340, F. Jankowski (VU), 10/29
All Purpose Yards:	199, M. Gibson (VU), 10/29
Total Points:	18, J. Davis (URI), 9/17
Points Kicking:	11, M. Kesic (NU), 10/15
Points Rushing:	18, J. Davis (URI), 9/17
Points Receiving:	12, C. Parks (NU), 10/15
Field Goals Made:	2, twice, last - R. Halbruner (TU), 10/22
Field Goals Attempted:	3, M. Kesic (NU), 10/15
PATs Attempted:	7, C. Gallagher (URI), 9/17
PATs Made:	6, C. Gallagher (URI), 9/17
Punts:	8, N. Crouch (Liberty), 9/24
Punting Yards:	325, N. Crouch (Liberty), 9/24
Punting Average:	51.0, B. Giannecchini (URI), 9/17
Punt Returns:	3, twice, last - J. Outlaw (VU), 10/29
Punt Return Yards:	32, R. Chance (URI), 9/17
Kickoff Returns:	6, E. Yancey (TU), 10/22
Kickoff Return Yards:	119, E. Yancey (TU), 10/22
Kickoff Return Average:	25.3, T. Green (VMI), 9/10
Interceptions:	2, R. Badger (VU), 10/29
Interception Yards:	27, J. Young (NU), 10/15
Tackles:	14, K. Hull (VMI), 9/10
Solo Tackles:	11, E. McCollough (JMU) 11/5
Tackles for loss:	3.0, S. Marrella (URI), 9/17
Sacks:	2.0, S. Marrella, M. Bland (URI), 9/17
Pass Breakups:	3, twice, last - T. LeZotte (JMU), 11/5

Bold - Happened Last Game

TEAM GAME HIGHS

Pass Attempts:	56, UNH, 10/8
Pass Completions:	33, UNH, 10/8
Passing Yards:	325, VU, 10/29
Passing TDs:	3, VU, 10/29; Marshall, 9/1
Yards Per Completion:	27.1, URI, 9/17
Rushing Attempts:	57, URI, 9/17
Rushing Yards:	361, URI, 9/17
Rushing TDs:	5, URI, 9/17
Yards Per Rush:	6.3, URI, 9/17
Total Yards:	578, URI, 9/17
Points Scored:	48, URI, 9/17
Touchdowns Scored:	7, URI, 9/17
Total Plays:	74, URI, 9/17
Field Goals Made:	2, two times- last, TU 10/22
Field Goals Attempted:	3, NU, 10/15
PATs Attempted:	7, URI, 9/17
PATs Made:	6, URI, 9/17
Punts:	8, Liberty, 9/24
Punting Yards:	325, Liberty, 9/24
Punting Average:	42.0, URI, 9/17
Punt Returns:	5, Marshall, 9/1
Punt Return Yards:	52, Marshall, 9/1
Kickoff Returns:	8, TU, 10/22
Kickoff Return Yards:	156, UNH, 10/8
Kickoff Return Average:	23.4, VMI, 9/10
Interceptions:	2, VU, 10/29
Interception Yards:	27, NU, 10/15
Forced Fumbles:	4, Marshall, 9/1
Fumble Return Yards:	75, Marshall, 9/1
Forced Turnovers:	3, Marshall, 9/1
Turnovers:	4, JMU, 11/5; VU, 10/29; UNH, 10/8
Sacks:	5, URI, 9/17
First Downs:	28, VU, 10/29
Third Down Conversion %:	62%, URI, 9/17
Fourth Down Conversion %:	100%, JMU, 11/5; URI, 9/17
Penalties:	8, VU, 10/29
Penalty Yards:	86, VU, 10/29
Possession Time:	36:00, VU, 10/29

Bold - Happened Last Game

W&M LONGEST PLAYS OF THE SEASON

Rush:	29, E. Mack vs. TU, Oct. 22
	29, J. Marianacci vs. LU, Sept. 24
Rushing TD:	15, E. Brooks vs. UNH, Oct. 8
Pass:	49, M. Potts to J. Nicholas at URI, Sept. 17
Passing TD:	49, M. Potts to J. Nicholas at URI, Sept. 17
Punt Return:	32*, L. Muldrow vs. UNH, Oct. 8
Kickoff Ret:	92, S. Cason vs. UNH, Oct. 8
INT Return:	80, J. Miller vs. VU, Oct. 29
Punt:	64, B. Pritchard vs. UNH, Oct. 8
Field Goal:	50 yds, G. Kuehn at URI, Sept. 17
Drive:	96 yds, 9 plays, 4:02, TD, at URI, Sept. 17

Bold - Happened Last Game

*Blocked punt yardage

OPPONENT LONGEST PLAYS OF THE SEASON

Rush:	42, A. Banks (JMU), Nov. 5
Rushing TD:	42, A. Banks (JMU), Nov. 5
Pass:	70, A. Orio to C. Parks (NU), Oct. 15
Passing TD:	70, A. Orio to C. Parks (NU), Oct. 15
Punt Return:	25, R. Chance (URI), Sept. 17
Kickoff Return:	53, T. Green (VMI), Sept. 10
INT Return:	27, J. Young (NU), Oct. 15
Punt:	55, M. Henry (UNH), Oct. 8
	55, N. Crouch (LU), Sept. 24
Field Goal:	44 yds, P. Wantuck (JMU), Nov. 5
Drive:	94 yds, 9 plays, 2:51, TD, (VU), Oct. 29

Bold - Happened Last Game

WILLIAM AND MARY SINGLE-GAME RECORDS

INDIVIDUAL RECORDS

SCORING

Most Points

36, Bill Palese vs. Bridgewater, 1931

Most Touchdowns

6, Bill Palese vs. Bridgewater, 1931

Most PATs

8, Greg Kuehn vs. Liberty, 2005

8, Greg Kuehn vs. VMI, 2002

8, Terry Regan vs. Davidson, 1972

Most Field Goals

4, Chris Dawson vs. Lehigh, 1992

4, Brian Shallcross vs. VU, 1995

4, Brett Sterba vs. Northeastern, 2000

TOTAL OFFENSE

Most Yards

454, David Corley vs. Northeastern, 2000

RUSHING

Rush Attempts

37, Wes Meeteer vs. Davidson, 1969

37, Troy Keen vs. Northeastern, 1994

37, Derek Fitzgerald vs. Penn, 1995

Rushing Yards

257, Phil Mosser vs. Ohio Wesl., 1970

PASSING

Pass Attempts

53, Lang Campbell vs. UD, 2004

52, Mike Cook vs. UNH, 1998

Completions

35, Dave Murphy vs. Rutgers, 1983

Passing Yards

426, David Corley vs. Northeastern, 2000

Touchdown Passes

6, Shawn Knight vs. Maine, 1993

RECEIVING

Receptions

13, Rich Musinski vs. URI, 2003

13, Glen Bodnar vs. Colgate, 1984

Receiving Yards

244, Dominique Thompson at UD, 2004

240, Dave Conklin vs. VMI, 1997

TD Receptions

4, Dominique Thompson at UD, 2004

4, Vito Ragazzo vs. WFU, 1949

4, Corey Ludwig vs. Maine, 1993

SACKS

3.5, Luke Cullinane vs. VU, 1996

INTERCEPTIONS

4, Jack Bruce vs. Richmond, 1947

INDIVIDUAL LONG PLAYS

Rush from scrimmage

95 yds, John Truehart vs. Elon, 1934

Pass Completion

87 yds, Lang Campbell to Dominique Thompson at Delaware, 2004

87 yds, Dan Henning to Tom Scott vs. Navy, 1961

Punt

77 yds, Russell Brown, 1972

77 yds, Joe Agee, 1975

77 yds, Jack Freeman, 1942

Punt Return

101 yds, Dale Worrall vs. Bridgewater, 1932

Kickoff Return

100 yds, Dick Pawlewicz vs. UVA, 1974

Run With Fumble

91 yds, Meb Davis vs. Columbia, 1926

Run with Interception

93 yds, Marvin Graham vs. Virginia Tech, 1946

Field Goal

53 yds, Steve Christie vs. ETSU, 1987

53 yds, Steve Christie vs. UVA, 1988

53 yds, Brett Sterba vs. Delaware, 2000

TEAM RECORDS

Most Points Scored

95, vs. Bridgewater, 1931

Most Points Allowed

93, by Delaware, 1915

Most Yards Gained

681, vs. Richmond, 1991

Most Plays

100, vs. Virginia Tech, 1971

Rushing Yards

453, vs. Ohio Wesleyan, 1970

433, vs. Villanova, 1993

419, vs. Delaware, 1973

417, vs. Richmond, 1974

413, vs. VMI, 1993

Pass Attempts

55, vs. Virginia Tech, 1971

Pass Completions

35, vs. Rutgers, 1983

Passing Yards

498, vs. VMI, 1997

426, vs. Northeastern, 2000

414, vs. Miami (Ohio), 1982

412, vs. JMU, 1985

403, vs. East Carolina, 1981

First Downs

36, vs. VMI, 1991

36, vs. VMI, 1993

35, vs. Liberty, 2005

Most Interceptions

6, vs. Wake Forest, 1947

Best Defense Against the Run

-39 yds, vs. Colgate, 1988

-39 yds, vs. Villanova, 1996

-11 yds, Quantico, 1967

-6 yds, vs. Liberty, 2005

-6 yds, vs. Villanova, 1993

Best Defense Against the Pass

9 yds, vs. UMass, 1995

9 yds, vs. East Carolina, 1980

9 yds, vs. Appalachian State, 1976

10 yds, vs. Furman, 1999

11 yds, vs. VMI, 1993

Active players in bold.

WILLIAM AND MARY ALL-TIME OFFENSIVE PERFORMANCES

TOP PASSING PERFORMANCES

1. 426, Dave Corley vs. NU, 10/28/00
2. 406, Stan Yagiello vs. JMU, 9/28/85
3. 401, David Murphy at Marshall, 11/5/83
4. 399, Chris Garrity at ECU, 11/14/81
5. 385, Greg DeGennaro at Bucknell, 9/20/86
6. 383, Kenny Lambiotte vs. Colgate, 9/6/86
7. 381, Mike Cook at N. Iowa, 12/7/96*
8. 378, L. Campbell vs. NU, 10/2/04
9. 373, M. Cook vs. UNH, 10/24/98
10. 368, L. Campbell at LU, 10/9/04
11. 360, D. Murphy vs. Rutgers, 10/22/83
12. 355, L. Campbell at Delaware, 10/23/04
13. 352, M. Cook at Ga. Southern, 9/6/97
14. 346, D. Corley vs. VMI, 9/14/02
15. 345, Chris Hakel vs. Delaware, 9/14/91
- 345, S. Yagiello vs. Norfolk St., 9/14/85
17. 342, L. Campbell vs. Delaware, 12/4/04*
18. 339, M. Cook vs. Hampton, 10/31/98
19. 329, C. Garrity vs. Richmond, 11/21/81
20. 326, D. Corley vs. Delaware, 9/28/02

TOP RUSHING PERFORMANCES

1. 257, Phil Mosser at Ohio Wes., 10/3/70
2. 219, Derek Fitzgerald vs. Penn., 10/14/95
3. 201, Alvin Porch at UConn., 10/18/97
4. 198, Jon Smith at UNH, 10/19/02
5. 189, D. Fitzgerald at NU, 9/16/95
- 189, D. Fitzgerald vs. Villanova, 10/23/93
7. 186, A. Porch vs. Boston, 9/27/97
8. 183, A. Porch vs. Delaware, 11/2/96
9. 181, Robert Green at Navy, 9/21/91
10. 180, R. Green at Citadel, 9/8/90
11. 177, Tyrone Shelton vs. ETSU, 11/4/89
- 177, Hameen Ali vs. Delaware, 10/10/98
13. 173, A. Porch vs. Richmond, 11/15/97
14. 172, Bill Bowman vs. WFU, 9/19/53
15. 171, Jim Kruis vs. Navy, 10/16/76
16. 170, Troy Keen at Furman, 9/17/94
17. 165, R. Green vs. VMI, 10/13/90
18. 164, T. Shelton at Furman, 11/3/90
- 164, Keith Fimian vs. Virginia, 9/18/76
20. 159, A. Porch vs. JMU, 10/11/97

TOP RECEIVING PERFORMANCES

1. 244, Dom. Thompson at UD, 10/23/04
2. 240, David Conklin at VMI, 9/13/97
3. 226, Mike Sutton at Marshall, 11/5/83
4. 221, Dom. Thompson at LU, 10/9/04
5. 211, Kurt Wrigley vs. UR, 11/21/81
6. 198, Ron Gilliam vs. JMU, 9/28/85
7. 195, Chris Rosier at UConn., 10/18/97
8. 194, Rich Musinski vs. Delaware, 9/28/02
9. 191, R. Musinski at URI, 10/25/03
10. 185, D. Thompson vs. UD, 12/4/04*
11. 184, C. Rosier at URI, 10/7/00
12. 183, Glenn Bodnar at Colgate, 11/10/84
13. 182, Dave Szydliek vs. JMU, 9/28/85
14. 168, C. Rosier at JMU, 10/28/00
15. 164, R. Musinski vs. UNH, 9/29/01
16. 162, D. Conklin vs. UConn., 11/14/98
17. 161, R. Musinski at UMass, 9/1/01
18. 158, Harry Mehre vs. Lehigh, 9/17/88
19. 157, Corey Ludwig at Delaware, 9/11/93
- 157, Domin. Thompson vs. NU, 10/2/04

MOST 200-YARD PASSING GAMES

- | | | | |
|--------------|----|----------------------|--------------|
| 1. | 31 | David Corley | 1998-2002 |
| 2. | 24 | Chris Hakel | 1987-1991 |
| 3. | 22 | Mike Cook | 1994-1998 |
| 4. | 20 | Stan Yagiello | 1982-1985 |
| 5. | 18 | Lang Campbell | 2001-2004 |
| 6. | 13 | Shawn Knight | 1990-1994 |
| 7. | 7 | Kenny Lambiotte | 1985-1986 |
| 7 | 7 | David Murphy | 1981-1983 |
| 9. | 6 | Craig Argo | 1986-1989 |
| 10. 4 | | Jake Phillips | 2005- |
| 4 | 4 | Chris Garrity | 1979-1981 |

MOST 100-YARD RUSHING GAMES

- | | | | |
|--------------|----|----------------------|--------------|
| 1. | 19 | Derek Fitzgerald | 1991-1995 |
| 2. | 15 | Robert Green | 1988-1991 |
| 3. | 14 | Alvin Porch | 1993-1997 |
| 4. | 11 | Jim Kruis | 1975-1977 |
| 5. | 10 | Troy Keen | 1992-1995 |
| 6. | 9 | Tyrone Shelton | 1987-1990 |
| 7. | 7 | Michael Clemons | 1983-1986 |
| 8. 5 | | Elijah Brooks | 2004- |
| 5 | 5 | Jon Smith | 2001-2004 |
| 5 | 5 | Hameen Ali, III | 1996-2000 |
| 11. | 4 | Komlan Lonegran | 1998-2001 |
| 12. 3 | | Delmus Coley | 2003- |

MOST 100-YARD RECEIVING GAMES

- | | | | |
|-------------|----|---------------------|--------------|
| 1. | 21 | Rich Musinski | 1999-2003 |
| 2. | 12 | David Conklin | 1995-1999 |
| 3. | 8 | Chris Rosier | 1996-2000 |
| 8 | 8 | Mark Compher | 1987-1990 |
| 5. | 7 | Josh Whipple | 1992-1996 |
| 6. | 6 | Ron Gilliam | 1983-1985 |
| 6 | 6 | Corey Ludwig | 1989-1993 |
| 6 | 6 | Dominique Thompson | 2001-2004 |
| 9. 5 | | Joe Nicholas | 2004- |
| 5 | 5 | Terry Hammons | 1991-1995 |
| 5 | 5 | Mike Sutton | 1981-1983 |
| 12. | 4 | Harry Mehre | 1985-1988 |
| 4 | 4 | Jeff Sanders | 1982-1984 |
| 4 | 4 | Dave Szydliek | 1984-1987 |
| 4 | 4 | Mike Tomlin | 1990-1994 |
| 4 | 4 | Kurt Wrigley | 1980-1982 |

WILLIAM AND MARY 2005 SEASON PERFORMANCES

Top Passing Performances

- | | | | |
|-----|-----|-----------------------|----------|
| 1. | 256 | Jake Phillips vs. NU | Oct. 15 |
| 2. | 226 | Mike Potts vs. LU | Sept. 24 |
| 3. | 211 | Mike Potts vs. URI | Sept. 17 |
| 4. | 202 | Jake Phillips vs. JMU | Nov. 5 |
| | 202 | Jake Phillips vs. TU | Oct. 22 |
| | 202 | Jake Phillips vs. VMI | Sept. 10 |
| 7. | 164 | Mike Potts vs. MU | Sept. 1 |
| 8. | 137 | Jake Phillips vs. VU | Oct. 29 |
| 9. | 127 | Mike Potts vs. UNH | Oct. 2 |
| 10. | 103 | Mike Potts vs. NU | Oct. 15 |

200-yard Passing Games

- | | |
|---|---------------|
| 4 | Jake Phillips |
| 2 | Mike Potts |

300-yard Passing Games

Top Rushing Performances

- | | | | |
|-----|-----|-----------------------|----------|
| 1. | 149 | Elijah Brooks vs. MU | Sept. 1 |
| 2. | 135 | Elijah Brooks vs. UNH | Oct. 8 |
| 3. | 110 | Elijah Brooks vs. URI | Sept. 17 |
| 4. | 102 | Elijah Brooks vs. LU | Sept. 24 |
| 5. | 94 | Elijah Brooks vs. VMI | Sept. 10 |
| 6. | 92 | Elijah Brooks vs. JMU | Nov. 5 |
| 7. | 89 | Elijah Brooks vs. NU | Oct. 15 |
| 8. | 85 | Tony Viola vs. LU | Sept. 24 |
| 9. | 78 | Elijah Brooks vs. VU | Oct. 29 |
| 10. | 76 | DeBrian Holmes vs. TU | Oct. 22 |

100-yard Rushing Games

- | | |
|---|---------------|
| 4 | Elijah Brooks |
|---|---------------|

Top Receiving Performances

- | | | | |
|----|-----|----------------------|----------|
| 1. | 126 | Josh Lustig vs. NU | Oct. 15 |
| 2. | 110 | Joe Nicholas vs. LU | Sept. 24 |
| 3. | 107 | Joe Nicholas vs. VMI | Sept. 10 |
| 4. | 105 | Joe Nicholas vs. NU | Oct. 15 |
| 5. | 92 | Josh Lustig vs. VU | Oct. 29 |
| 6. | 83 | Joe Nicholas vs. TU | Oct. 22 |
| 7. | 76 | Josh Lustig vs. JMU | Nov. 5 |
| | 76 | Joe Nicholas vs. URI | Sept. 17 |
| 9. | 68 | Josh Lustig vs. UNH | Oct. 8 |
| 68 | 68 | Elliott Mack vs. JMU | Nov. 5 |

100-yard Receiving Games

- | | |
|---|--------------|
| 3 | Joe Nicholas |
| 1 | Josh Lustig |

TRIBE 2005 SCORING DRIVES CHART

Opponent	Obtained	Plays	Yards	TOP	Result	Quarter	Play
Marshall	Kickoff	5	42	1:05	FG	First	Kuehn 47-yard field goal
Marshall	Interception	6	27	2:58	TD	Second	Otey fumble recovery in the end zone
Marshall	Kickoff	12	80	4:31	TD	Third	Potts 19-yard pass to Brooks
Marshall	Punt	11	62	5:40	TD	Third	Potts 18-yard pass to Viola
VMI	Kickoff	14	87	5:55	TD	First	Phillips 1-yard run
VMI	Punt	8	58	3:27	FG	Second	Kuehn 26-yard field goal
VMI	Interception	0	0	0:00	TD	Second	Cason 57-yard INT return
VMI	Punt	6	51	1:13	FG	Second	Kuehn 39-yard field goal
VMI	Punt	4	44	0:47	TD	Third	Brooks 6-yard run
VMI	Punt	10	55	4:05	TD	Fourth	Phillips 19-yard pass to Holmes
VMI	Downs	10	63	5:11	TD	Fourth	McLaurin 1-yard run
Rhode Island	Interception	5	44	0:49	TD	First	Brooks 2-yard run
Rhode Island	Punt	8	96	4:02	TD	First	Nicholas 49-pass from Potts
Rhode Island	Kickoff	7	26	3:12	FG	Second	Kuehn 50-yard field goal
Rhode Island	Interception	8	64	1:18	FG	Second	Kuehn 35-yard field goal
Rhode Island	Kickoff	8	43	4:10	FG	Third	Kuehn 31-yard field goal
Rhode Island	Kickoff	5	64	2:02	TD	Fourth	Mack 31-yard pass from Phillips
Liberty	Punt	10	69	4:03	TD	First	Brooks 1-yard run
Liberty	Punt	12	72	5:58	TD	Second	Trinkle 2-yard pass from Potts
Liberty	Downs	7	69	3:41	TD	Second	Brooks 1-yard run
Liberty	Interception	3	55	0:52	TD	Second	Brooks 14-yard pass from Potts
Liberty	Kickoff	15	80	7:54	TD	Third	Brooks 1-yard run
Liberty	Punt	10	84	3:10	TD	Fourth	Phillips 5-yard run
Liberty	Punt	5	58	2:16	TD	Fourth	Mack 34-yard pass from Phillips
Liberty	Punt	9	57	4:40	TD	Fourth	C.Taylor 4-yard run
New Hampshire	Kickoff	0	0	0:28	TD	First	Cason 92-yard kickoff return
New Hampshire	Punt	7	59	2:44	TD	First	Brooks 7-yard run
New Hampshire	Fumble	11	33	5:13	TD	Second	Lustig 9-yard pass from Potts
New Hampshire	Fumble	6	45	2:49	TD	Second	Brooks 1-yard un
New Hampshire	Blocked Punt	2	21	0:46	TD	Third	Brooks 15-yard run
New Hampshire	Downs	6	44	2:58	TD	Fourth	Brooks 4-yard run
Northeastern	Kickoff	10	75	4:20	TD	First	Otey 3-yard pass from Potts
Northeastern	Fumble	4	4	1:33	FG	First	Kuehn 33-yard field goal
Northeastern	Punt	7	60	2:55	TD	Fourth	Nicholas 30-yard pass from Phillips
Northeastern	Punt	8	77	3:20	TD	Fourth	Mack 22-yard pass from Phillips
Northeastern	Punt	4	62	1:28	TD	Fourth	Lustig 27-yard pass from Phillips
Northeastern	Possession	3	25	0:00	TD	OT 1	Nicholas 20-yard pass from Phillips
Northeastern	Possession	7	25	0:00	TD	OT 2	Phillips 8-yard run
Towson	Punt	11	76	5:16	TD	First	Nicholas 13-yard pass from Phillips
Towson	Kickoff	8	42	3:22	FG	First	Kuehn 44-yard field goal
Towson	Kickoff	8	40	3:40	FG	Second	Kuehn 48-yard field goal
Towson	Punt	7	35	2:34	FG	Second	Kuehn 39-yard field goal
Towson	Kickoff	15	74	6:21	TD	Third	Viola 1-yard run
Towson	Fumble	3	16	1:02	TD	Third	Phillips 1-yard run
Towson	Interception	0	0	0:00	TD	Third	Nickell 72-yard interception return
Towson	Punt	9	87	5:07	TD	Fourth	Phillips 4-yard run
Villanova	Interception	0	0	0:00	TD	Third	Tre. McLaurin 14-yard interception return
Villanova	Punt	4	65	1:03	TD	Fourth	Lustig 37-yard pass from Phillips
Villanova	Interception	0	0	0:00	TD	Fourth	Miller 80-yard interception return
James Madison	Kickoff	9	68	3:36	FG	First	Kuehn 30-yard field goal
James Madison	Punt	5	29	2:08	TD	Second	Holmes 14-yard run
James Madison	Interception	7	32	2:26	FG	Second	Kuehn 26-yard field goal
James Madison	Punt	12	70	2:06	TD	Second	Phillips 1-yard run
James Madison	Punt	7	64	2:51	FG	Third	Kuehn 33-yard field goal
James Madison	Fumble	7	49	3:20	TD	Fourth	Nicholas 17-yard pass from Phillips

TRIBE FOOTBALL HONOR ROLL

2005 SEASON

A10 Offensive Player of the Week

Elijah Brooks Oct. 8
Jake Phillips Oct. 15

A10 Defensive Player of the Week

Stephen Cason Sept. 10
Ryan Nickell Oct. 22

A10 Special Teams Player of the Week

Stephen Cason Oct. 8

A10 Rookie of the Week

Jake Phillips Sept. 10
Oct. 15

College Sports Report

I-AA Performer of the Week

Jake Phillips Oct. 18

2005 PRESEASON

Preseason All-Atlantic 10

Cody Morris, OL
Greg Kuehn, PK
Stephen Cason, DB
Adam O'Connor, DE

Preseason All-America

Greg Kuehn - Second Team Offense
Sports Network

Cody Morris - Third Team Offense

I-AA.org

Preseason Team Rankings

Sports Network - No. 9
I-AA.org - No. 12
Sagarin - No. 7 in I-AA, No. 95 overall
Don Hansen - No. 9



Redshirt freshman TB DeBrian Holmes scored on a 14-yard run Saturday vs. JMU, the first rushing TD of his career. It was one of six perfect trips inside the red zone for the Tribe.

TRIBE IN THE RED-ZONE

Opponent	WM In Red Zone	WM TDs	WM FGs	WM FGs Missed	WM No Score	WM RZ Score %
Marshall	4	3	0	0	1	.750
VMI	5	4	1	0	0	100.0
Rhode Island	3	1	2	0	0	100.0
Liberty	8	7	0	0	1	.875
New Hampshire	6	5	0	1	1	.833
Northeastern	5	3	1	1	1	.800
Towson	5	4	1	0	0	100.0
Villanova	0	0	0	0	0	.000
James Madison	6	3	3	0	0	100.0
Delaware						
Richmond						
SEASON	42	30	8	2	4	.905

OPPONENTS IN THE RED-ZONE

Opponent	Opp. In Red Zone	Opp. TDs	Opp. FGs	Opp. FGs Missed	Opp. No Score	Opp. RZ Score %
Marshall	3	2	1	0	0	100.0
VMI	1	1	0	0	0	100.0
Rhode Island	4	4	0	0	0	100.0
Liberty	0	0	0	0	0	.000
New Hampshire	5	1	1	0	3	.400
Northeastern	7	4	2	1	1	.857
Towson	2	0	2	0	0	100.0
Villanova	3	2	0	0	1	.667
James Madison	3	3	0	0	0	100.0
Delaware						
Richmond						
SEASON	28	17	6	1	4	.821

WILLIAM AND MARY GAME-BY-GAME - 2005

MU 36, #9 W&M 24

HUNTINGTON, WV (9/1/05) -- Junior tailback Elijah Brooks ran for a career-high 149 yards, but Marshall used a game-breaking 70-yard fumble return for a touchdown late in the third quarter to rally for a 36-24 victory over William and Mary at Edwards Stadium.

The Tribe led 24-23 after a pair of touchdown tosses from sophomore quarterback Mike Potts, who was making his first-career start, in the third period and was on the move again deep in MU territory, when Herd linebacker Matt Coach picked up a Potts fumble and raced 70 yards for a touchdown.

After W&M's next drive stalled, the Herd put it away with an 11-play, 84-yard drive capped by Bernie Morris' third touchdown pass of the contest, a 12-yard hook-up with Hiram Moore.

Brooks gained 149 yards on 28 carries, surpassing his previous career mark of 120 set last season at Towson and hauled in a 19-yard scoring reception from Potts that pulled W&M with 23-17 at the 10:29 mark of the third.

After junior linebacker Ryan Nickell recovered a fumble at the Herd 30-yard line that was forced by senior defensive end Jonas Watson, Potts connected with redshirt freshman Tony Viola for an 18-yard touchdown pass, the first of Viola's career, to give W&M its first lead of the game.

Redshirt freshman linebacker Josh Rutter, in his first career start, paced the defense with 16 total tackles, while classmate Kevin Allen recorded the first interception of his career in the first half.

	1	2	3	4	Final
William and Mary	3	7	14	0	24
Marshall	10	13	6	7	36

Scoring Summary

Qtr	Team	Score	Time
1st	MU	FG O'Connor 28	13:37
	W&M	FG Kuehn 47	12:27
	MU	Bradshaw 5 run (O'Connor kick)	5:38
2nd	W&M	Otey 0 FR (Kuehn kick)	7:30
	MU	Bradshaw 52 pass from Morris (O'Connor kick)	5:38
	MU	Lauzon 25 pass from Morris (O'Connor kick)	1:32
3rd	W&M	Brooks 19 pass from Potts (Kuehn kick)	10:29
	W&M	Viola 18 pass from Potts (Kuehn kick)	3:03
	MU	Couch 70 fumble return (pass failed)	1:08
4th	MU	Moore 12 pass from Morris (O'Connor kick)	9:46

	W&M	MU
First Downs	21	24
Rushes - Yards	37-155	30-103
Att-Cmp-Int	35-181-1	40-26-1
Pass Yards	204	313
Total Offense	359	416
Total Plays	72	70
Fumbles - Lost	4-2	1-1
3rd Down Conv.	6-13	3-11
Penalties - Yards	4-18	1-5
Sacks by - Yards	1-2	2-11
Time of Possession	30:18	29:42

Rushing

W&M: Brooks 28-149, McLaurin 2-11, Phillips 1-6, Viola 1-3, McAulay 1--4, Potts 4--14, Otey 0-0 (TD).

MU: Bradshaw 15-72 (TD), Morris 7-23, Small 5-9, Morris 1-6.

Passing

W&M: Potts 30-16-1 164 (2 TD), Phillips 5-2-0 40.

MU: Morris 23-15-1 215 (3 TD), Skinner 17-11 98.

Receiving

W&M: Lustig 4-44, Bratton 3-64, Brooks 3-27 (TD), Trinkle 3-12, Marianacci 2-27, Taylor 2-12, Viola 1-18 (TD).

MU: Hargrove 7-125, Bradshaw 6-73 (TD), Moore 5-56 (TD), Lauzon 5-55 (TD), Morris 1-12, Mullins 1-2, Skinner 1--10.

Defense

W&M: Rutter 16 (4 solo, .5 TFL), Shaw 10 (.5 TFL), Nickell 7 (FR), O'Neill 7, Miller 7, Wright 5 (TFL), Watson 1 (Sack, FF)

Attendance: 25,102

#11 W&M 41, VMI 7

LEXINGTON, VA (9/10/05) -- Redshirt freshman quarterback Jake Phillips threw for 202 yards and a touchdown and 11th-ranked William and Mary piled up 469 yards of total offense to down VMI, 41-7, in the 83rd all-time meeting between the state schools.

In his first-career start, Phillips completed 17 of 21 pass attempts and hit redshirt freshman tailback DeBrian Holmes for a 19-yard scoring play in the fourth quarter.

On the mark from the start, Phillips connected on all three of his throws for 33 yards on the Tribe's opening series, leading W&M on an 87-yard march that was capped by Phillips' 1-yard sneak on fourth-and-goal from the 1 to put W&M up 7-0.

Senior corner Stephen Cason pushed the lead to 17-0 in the second with a 57-yard interception return for a touchdown, his second pick of the contest.

After VMI trimmed the advantage to 17-7, senior place-kicker Greg Kuehn nailed a 39-yard field goal as time expired in the first half to give the Tribe a 20-7 advantage at the break. It was Kuehn's second field goal of the game, bringing his career total to 49, which ranks second on the W&M career list and the Atlantic 10 career list.

Junior running back Elijah Brooks led the Tribe ground game for the second-straight week with 94 yards on 18 carries, including a third-quarter 6-yard touchdown scamper that increased the lead to 27-7. Classmate Trevor McLaurin completed the Tribe's scoring with a 1-yard touchdown run with 2:12 remaining.

	1	2	3	4	Final
William and Mary	7	13	7	14	41
VMI	0	7	0	0	7

Scoring Summary

Qtr	Team	Score	Time
1st	W&M	Phillips 1 run (Kuehn kick)	9:05
2nd	W&M	FG Kuehn 26	10:41
	W&M	Cason 57 interception return (Kuehn kick)	7:14
	VMI	Ludden 18 pass from Wilson (Way kick)	4:31
	W&M	FG Kuehn 39	0:00
3rd	W&M	Brooks 6 run (Kuehn kick)	3:42
4th	W&M	Holmes 19 pass from Phillips (Kuehn kick)	11:15
	W&M	McLaurin 1 run (Kuehn kick)	2:12

	W&M	VMI
First Downs	25	17
Rushes - Yards	46-267	37-110
Att-Cmp-Int	21-17-1	30-18-2
Pass Yards	202	170
Total Offense	469	280
Total Plays	67	67
Fumbles - Lost	2-1	0-0
3rd Down Conv.	5-10	7-14
Penalties - Yards	7-55	1-5
Sacks by - Yards	3-18	0-0
Time of Possession	30:02	29:58

Rushing

W&M: Brooks 18-94 (TD), Viola 10-65, McLaurin 7-53 (TD), Holmes 6-27, Phillips 4-19 (TD), Marianacci 1-9.

VMI: Mizzer 20-68, Hollingsworth 4-37, Jackson 6-21, Maleski 1-2, Wilson 6--18.

Passing

W&M: Phillips 21-17-1 202 (TD).

VMI: Wilson 27-17-2 155 (TD), Allen 3-1-0 15.

Receiving

W&M: Nicholas 7-107, Holmes 3-28 (TD), Lustig 2-8, Bratton 1-26, Marianacci 1-11, Trinkle 1-10, Taylor 1-7, Brooks 1-5.

VMI: Burden 5-42, Mizzer 3-31, Price 3-23, Gilliland 3-15, Lloyd 2-26, Ludden 1-18 (TD), Fox 1-5.

Defense

W&M: Rutter 9 (4 solo, TFL), Watson 8 (1.5 sacks), Cason 7 (5 solo, 2 INT, TD), Larkins 7 (TFL), Wheeler 5 (TFL), O'Connor 4 (1.5 TFL, sack), Cox 3 (3 solo, blocked punt)

Attendance: 7,140

URI 48, #7 W&M 29

KINGSTON, RI (9/17/05) -- Rhode Island senior quarterback Jayson Davis rushed for three touchdowns and passed for two more to lead the Rams to a 48-29 upset of seventh-ranked William and Mary at Meade Stadium.

Davis ran for scores of 13, 10 and 2 yards, and completed 7-of-15 pass attempts for 197 yards, including touchdown passes of 43 and 41 yards to Keith Brown and Kyle Edwards, respectively., as URI piled up 578 yards of total offense.

W&M senior place-kicker Greg Kuehn became the College's all-time leading scorer with 11 points on the afternoon, kicking field goals of 50, 35 and 31 yards added two extra points. Kuehn surpassed Steve Christie's ('90) record of 278 career points and now holds the mark with 289. Kuehn also broke the Atlantic 10 career field goals record of 50, bringing his career total to 52.

Junior running back Elijah Brooks rushed for 110 yards on 18 carries, his second 100-yard rushing game of the season. Brooks became the first Tribe back to have two 100-yard games since Delmus Coley in 2003.

Sophomore quarterback Mike Potts completed 20-of-29 attempts for 208 yards and a touchdown, a 49-yard scoring play to sophomore Joe Nicholas that gave W&M a 14-0 lead in the first quarter.

	1	2	3	4	Final
William and Mary	14	6	3	6	29
Rhode Island	7	14	13	14	48

Scoring Summary

Qtr	Team	Score	Time
1st	W&M	Brooks 2 run (Kuehn kick)	11:40
	W&M	Nicholas 49 pass from Potts (Kuehn kick)	5:33
	URI	Brown 43 pass from Davis (Gallagher kick)	3:43
2nd	URI	Davis 13 run (Gallagher kick)	14:48
	URI	Davis 10 run (Gallagher kick)	12:03
	W&M	FG Kuehn 50	8:44
	W&M	FG Kuehn 35	1:06
3rd	URI	Casey 21 run (kick blocked)	11:10
	W&M	FG Kuehn 31	6:51
	W&M	Edwards 41 pass from Davis (Gallagher kick)	5:23
4th	URI	Davis 2 run (Gallagher kick)	10:02
	URI	Poole 1 run (Gallagher kick)	3:19
	W&M	Mack 31 pass from Phillips (Kuehn kick)	1:12

	W&M	URI
First Downs	21	25
Rushes - Yards	30-109	57-361
Att-Cmp-Int	38-27-0	17-8-3
Pass Yards	295	217
Total Offense	404	578
Total Plays	68	74
Fumbles - Lost	2-1	2-0
3rd Down Conv.	2-12	8-13
Penalties - Yards	3-35	1-15
Sacks by - Yards	0-0	5-31
Time of Possession	30:10	29:50

Rushing

W&M: Brooks 18-110 (TD), Holmes 4-22, Phillips 3--4, Potts 5--19.

URI: Casey 14-144 (TD), Davis 17-71 (3 TD), Jones 5-55, Campbell 10-47, Poole 3-38 (TD), Brown 1-5, Roberson 2-2, West 1--1.

Passing

W&M: Potts 30-21-0 211 (TD), Phillips 8-6-0 84 (TD).

URI: Davis 15-7-2 197 (2 TD), Jones 1-0-1, Giannecchini 1-1-0 20.

Receiving

W&M: Nicholas 4-76 (TD), Bratton 4-51, Taylor 4-33, Mack 3-49 (TD), Brooks 3-34, Lustig 3-20, Trinkle 4-22, Marianacci 1-6, Holmes 1-4.

URI: Poole 3-51, Brown 2-81 (TD), Edwards 1-41 (TD), Bowers 1-24, Casey 1-20.

Defense

W&M: Rutter 9 (6 solo, TFL), Miller 6, Nickell 5, Shaw 5 (5 solo, 2 INT), Wright 4 (1.5 TFL), Riley 3 (INT), Pendleton 2 (FF, Blk)

Attendance: 3,303

WILLIAM AND MARY GAME-BY-GAME - 2005

#16 W&M 56, LU 0

WILLIAMSBURG (9/24/05) -- W&M found the end zone on eight of its 10 possessions and piled up 635 yards of total offense, to Liberty's 145, and shut out the Flames 56-0 at Zable Stadium.

The Tribe held Liberty to a net of minus-6 rushing yards and posted its first shutout since blanking VMI, 34-0, in 2001.

Junior Elijah Brooks paced the W&M ground attack, which rang up 335 rushing yards, with 102 yards on 22 carries, his 100-yard game of the season Brooks scored three rushing touchdowns, all on 1-yard runs, and added another receiving score to become the first Tribe player to score four touchdowns since Dominique Thompson at Delaware in 2004.

In his third career start, sophomore quarterback Mike Potts went for 226 yards and two touchdowns on 19-for-25 passing. Redshirt freshman Jake Phillips spelled Potts in the second half and completed 3-of-3 attempts for 74 yards, including a 34-yard touchdown toss to Elliott Mack. Phillips also ran three times for 16 yards and a score.

Sophomore Joe Nicholas paced the receiving corps with 110 yards on eight catches, his second 100-yard game in three tries. Brooks finished with three catches for 43 yards, while true freshman D.J. McAulay pulled in two balls for 49 yards.

For the fourth consecutive game, redshirt freshman linebacker Josh Rutter led the defense in tackles, recording seven total stops. Junior Ryan Nickell made five total tackles, including 2.0 TFL, and added an interception. Senior defensive end Jonas Watson registered 1.5 sacks and five total stops, while redshirt freshman free safety Kevin Allen picked off his second pass of the season.

	1	2	3	4	Final
Liberty	0	0	0	0	0
William and Mary	7	21	7	21	56

Scoring Summary

Qtr	Team	Score	Time
1st	W&M	Brooks 1 run (Kuehn kick)	4:18
2nd	W&M	Trinkle 2 pass from Potts (Kuehn kick)	12:16
	W&M	Brooks 1 run (Kuehn kick)	3:24
	W&M	Brooks 14 pass from Potts (Kuehn kick)	1:06
3rd	W&M	Brooks 1 run (Kuehn kick)	7:06
4th	W&M	Phillips 5 run (Kuehn kick)	9:40
	W&M	Mack 34 pass from Phillips (Kuehn kick)	6:59
	W&M	C. Taylor 4 run (Kuehn kick)	1:29

	W&M	LU
First Downs	35	7
Rushes - Yards	64-335	22-(-6)
Att-Cmp-Int	28-22-0	25-10-2
Pass Yards	300	151
Total Offense	635	145
Total Plays	92	47
Fumbles - Lost	1-1	0-0
3rd Down Conv.	14-18	2-12
Penalties - Yards	1-10	2-10
Sacks by - Yards	4-33	0-0
Time of Possession	40:57	19:03

Rushing

W&M: Brooks 22-102 (3 TD), Viola 12-85, Marianacci 2-53, Holmes 13-52, Coley 6-18, Phillips 3-16 (TD), Potts 3-7, C. Taylor 1-4 (TD).

LU: Hamilton 3-10, Otah 6-9, Smith 2-3, Terrell 4-4, Farrel 7-18.

Passing

W&M: Potts 25-19-0 226 (2 TD), Phillips 3-3-0 74 (TD).

LU: Farrel 13-7-1 126, Smith 9-2-1, Terrell 3-1-0-4.

Receiving

W&M: Nicholas 8-110, Brooks 3-43 (TD), McAulay 2-49, Lustig 2-19, Trinkle 2-18 (TD), Bratton 2-15, Mack 1-34 (TD), Marianacci 1-6, Holmes 1-6.

LU: Terrell 3-35, Williams 2-60, Turner 2-22, Hamilton 2-8, Jackson 1-26.

Defense

W&M: Rutter 7 (TFL), Nickell 5 (2 TFL, INT), Watson 5 (1.5 sacks), Cason 3 (.5 sack), Jones 3 (1.0 sack), O'Connor 2 (1 TFL, .5 sack), Griffin 2 (1 TFL), Allen 2 (INT).

Attendance: 11,741

#17 W&M 42, #1 UNH 10

WILLIAMSBURG (10/8/05) -- Senior Stephen Cason returned the game's opening kickoff 92 yards for a touchdown, and W&M never looked back in upsetting top-ranked New Hampshire, 42-10, at Zable Stadium.

Junior tailback Elijah Brooks churned out 135 yards and four touchdowns on a career-high 32 carries, and the Tribe held UNH's high-scoring offensive attack scoreless in the second half to pick up W&M's first win over a No. 1 team.

Brooks scored on a 7-yard run in the first quarter, and sophomore quarterback Mike Potts found senior Josh Lustig for a 9-yard touchdown pass on the first play of the second quarter to give W&M a 21-0 lead.

UNH responded with a quick five-play, 79-yard drive that resulted in a 5-yard touchdown run by John McCoy, but Brooks answered with a 1-yard scoring run with just over two minutes remaining in the half. Wildcats' kicker Connor McCormack hit a 33-yard field goal as time expired in the opening half to cut the deficit to 28-10, but that was a close as UNH would get.

Brooks scored a 15-yard scamper, that was set up by junior Leonard Muldrow's punt block, in the third quarter and plowed into the end zone from four yards out with 4:26 remaining to set the final margin.

W&M caused four turnovers in the game, including two interceptions, one each by Cason and sophomore T.J. O'Neill, and three times stopped UNH on fourth down conversion attempts.

Cason paced the unit with nine total tackles, and the pick was his third this season. O'Neill finished with eight total stops, including seven solo stops to go along with his first-career interception.

	1	2	3	4	Final
New Hampshire	0	10	0	0	10
William and Mary	14	14	7	7	42

Scoring Summary

Qtr	Team	Score	Time
1st	W&M	Cason 92 kickoff return (Kuehn kick)	14:32
	W&M	Brooks 7 run (Kuehn kick)	5:47
2nd	W&M	Lustig 9 pass from Potts (Kuehn kick)	14:51
	UNH	McCoy 5 run (McCormack kick)	13:25
	W&M	Brooks 1 run (Kuehn kick)	2:16
	UNH	FG 33 McCormack	0:00
3rd	W&M	Brooks 15 run (Kuehn kick)	3:42
4th	W&M	Brooks 4 run (Kuehn kick)	4:26

	W&M	UNH
First Downs	13	23
Rushes - Yards	44-190	30-85
Att-Cmp-Int	19-11-0	56-33-2
Pass Yards	127	324
Total Offense	317	409
Total Plays	63	86
Fumbles - Lost	2-1	2-2
3rd Down Conv.	7-16	7-17
Penalties - Yards	3-40	4-21
Sacks by - Yards	2-7	1-1
Time of Possession	31:27	28:33

Rushing

W&M: Brooks 32-135 (4 TD), Holmes 4-37, Marianacci 2-11, Viola 2-6, Potts 3-3.

UNH: McCoy 16-65 (TD), Brown 2-11, Ward 1-4, Santos 9-4, LeVan 1-2.

Passing

W&M: Potts 19-11-0 127 (TD).

UNH: Santos 56-33-2 324.

Receiving

W&M: Nicholas 5-68 (TD), Nicholas 2-36, Trinkle 2-9, Marianacci 1-11, Holmes 1-3.

UNH: LeVan 7-54, McCoy 7-45, Ball 6-116, Brown 5-40, Ward 4-17, Williams 3-45, Boyle 1-7.

Defense

W&M: Cason 9 (6 solo, INT, PBU), O'Neill 8 (7 solo, INT, PBU), Shaw 8 (5 solo, FR), Rutter 8 (TFL, FR), Nickell 8 (TFL), Page 7 (6 solo), Watson 7 (FF, sack), Wright 6 (sack).

Attendance: 4,149

#11 W&M 44, NU 41 (2 OT)

BROOKLINE, MA (10/15/05) -- Redshirt freshman quarterback Jake Phillips' 8-yard touchdown run in the second overtime gave the 11th-ranked Tribe a thrilling, 44-41, victory over Northeastern at Parsons Field.

Phillips entered the game in the third quarter with the Tribe trailing 31-10 and led a furious fourth-quarter comeback, throwing for 231 yards and three touchdowns on 16-for-18 passing in regulation to force overtime.

In overtime, Phillips threw a 20-yard touchdown pass to sophomore Joe Nicholas in the first extra period and ran in the game-winning score from eight yards out in the second.

Phillips finished the game 18-for-20 through the air for 256 yards and four touchdowns, both career-highs, and added 32 yards rushing on nine attempts.

Nicholas hauled in seven receptions for 105 yards, including two of Phillips' touchdown passes, and senior Josh Lustig pulled in six balls for a W&M season-high 126 yards, including the game-tying 27-yard touchdown reception with 1:43 remaining.

Senior Jon Shaw paced a Tribe defense, with 11 total tackles, that did not allow a first down and forced four Northeastern punts in the fourth quarter, aiding the dramatic rally. Senior Jonas Watson added a career-high 10 total stops, including seven solos and three tackles for loss. Redshirt freshman Josh Rutter finished 10 stops to give W&M three in double-digit stops.

	1	2	3	4	OT1	OT2	Final
William and Mary	10	0	0	21	7	6	44
Northeastern	7	3	21	0	7	3	41

Scoring Summary

Qtr	Team	Score	Time
1st	NU	Murray 1 run (Kescic kick)	11:04
	W&M	Otey 3 pass from Potts (Kuehn kick)	6:51
	W&M	FG Kuehn 33	5:11
2nd	NU	FG Kescic 26	4:59
3rd	NU	Parks 70 pass from Orio (Kescic kick)	11:59
	NU	Orio 10 run (Kescic kick)	6:06
	NU	Murray 10 run (Kescic kick)	5:35
4th	W&M	Nicholas 30 pass from Phillips (Kuehn kick)	11:59
	W&M	Mack 22 pass from Phillips (Kuehn kick)	6:05
	W&M	Lustig 27 pass from Phillips (Kuehn kick)	1:43
OT 1	W&M	Nicholas 20 pass from Phillips (Kuehn kick)	
	NU	Parks 9 pass from Orio (Kescic kick)	
OT 2	NU	FG Kescic 20	
	W&M	Phillips 8 run	

	W&M	NU
First Downs	21	17
Rushes - Yards	36-103	55-218
Att-Cmp-Int	35-27-1	17-11-0
Pass Yards	359	195
Total Offense	462	413
Total Plays	71	72
Fumbles - Lost	3-1	2-1
3rd Down Conv.	6-13	4-15
Penalties - Yards	3-18	2-15
Sacks by - Yards	1-4	4-22
Time of Possession	26:49	33:11

Rushing

W&M: Brooks 24-89, Phillips 9-32 (TD), Holmes 1-1, Potts 2-19.

NU: Murray 39-176 (2 TD), Broomfield 7-25, French 3-9, Orio 6-8 (TD).

Passing

W&M: Phillips 20-18-0 256 (4 TD), Potts 15-9-1 103 (TD).

NU: Orio 17-11-0 195 (2 TD).

Receiving

W&M: Nicholas 7-105 (2 TD), Lustig 6-126 (TD), Brooks 5-34, Trinkle 4-43, Mack 2-31 (TD), Holmes 1-17, Otey 1-3 (TD), Marianacci 1-0.

NU: Parks 4-146 (2 TD), Graham 2-15, Riley 1-16, Broomfield 1-9, Hopkins 1-8, Ballantyne 1-1, Murray 1-0.

Defense

W&M: Shaw 11 (8 solo, 1.5 TFL, PBU), Watson 10 (7 solo, 3.0 TFL), Rutter 10 (TFL), Nickell 6, Miller 6, Cason 6, Wheeler 3 (sack).

Attendance: 2,118

WILLIAM AND MARY GAME-BY-GAME - 2005

#12 W&M 44, TU 13

WILLIAMSBURG (10/22/05) -- W&M reeled off 28 unanswered points and held Towson's high-scoring offense scoreless in the second half to pull away for a 44-13 victory in A10 action at Zable Stadium.

The Tribe forced two second-half turnovers, including junior linebacker Ryan Nickell's 72-yard interception return for a touchdown, and recorded four sacks in the final 30 minutes in holding the Tigers to 95 total yards after intermission.

Redshirt freshman quarterback Jake Phillips guided a nearly flawless offensive performance, throwing for 202 yards and a touchdown on 16-for-21 passing, as the Tribe scored on eight of its 10 possessions. Phillips added a pair of rushing scores and finished with 39 yards on 10 attempts.

Senior kicker Greg Kuehn connected on three field goals attempts in the first half, brining his career total to 56, one shy of the W&M career record. With 14 points on the day, Kuehn extended his school scoring record to 325 career points.

Redshirt freshman tailback DeBrian Holmes gained a career-high 76 yards rushing on 13 carries, as W&M grinded out 210 yards on the ground. Sophomore Tony Viola added 24 yards on five totes and scored on a 1-yard run in the third quarter, the first touchdown of his career.

Sophomore Joe Nicholas paced the receiving corps with 83 yards on six catches, including a 13-yard scoring reception from Phillips in the first quarter. Redshirt freshman Elliott Mack had three grabs for 65 yards.

	1	2	3	4	Final
Towson	7	6	0	0	13
William and Mary	10	6	21	7	44

Scoring Summary

Qtr	Team	Score	Time
1st	W&M	Nicholas 13 pass from Phillips (Kuehn kick)	7:10
	TU	Lee 22 pass from Schaefer (Halbruner kick)	3:22
	W&M	FG Kuehn 44	0:00
2nd	TU	FG Halbruner 30	10:39
	W&M	FG Kuehn 48	6:59
	W&M	FG Kuehn 39	3:10
3rd	W&M	Viola 1 run (Kuehn kick)	8:39
	W&M	Phillips 1 run (Kuehn kick)	6:10
	W&M	Nickell 72 interception return (Kuehn kick)	1:04
4th	W&M	Phillips 4 run (Kuehn kick)	5:09

	W&M	TU
First Downs	24	20
Rushes - Yards	42-210	27-62
Att-Cmp-Int	21-16-0	37-24-1
Pass Yards	202	255
Total Offense	412	317
Total Plays	63	64
Fumbles - Lost	0-0	4-1
3rd Down Conv.	3-7	6-14
Penalties - Yards	5-55	6-56
Sacks by - Yards	5-26	1-6
Time of Possession	29:54	30:06

Rushing

W&M: Holmes 13-76, Phillips 10-39 (2 TD), Mack 1-29, Viola 5-24 (TD), Coley 4-23, Brooks 8-20.

TU: Williams 16-77, Lee 1-3, King 1-1, Schaefer 8(-9), Brown 1(-10).

Passing

W&M: Phillips 21-16-0 202 TD.

TU: Schaefer 37-24-1 255 TD.

Receiving

W&M: Nicholas 6-83 (TD), Mack 3-65, Lustig 3-9, Brooks 1-14, Bratton 1-14, Marianacci 1-13, Trinkle 1-4.

TU: Lee 8-93 (TD), Yancey 6-63, Brown 6-60, Williams 2-18, Harrison 1-13, Alexander 1-8.

Defense

W&M: Rutter 7 (FR), Shaw 7 (PBU), Nickell 6 (INT, TD, 2 sacks, 2 FF, 2 PBU), O'Connor (Sack, PBU), Miller 6 (.5 TFL), Williamson 3 (sack), Watson 2 (sack).

Attendance: 8,922

VU 35, #9 W&M 21

VILLANOVA, PA (10/29/05) -- Villanova built a 28-0 lead and withstood two Tribe interception returns for touchdowns to post a 35-21 upset win over W&M at Villanova Stadium.

Wildcats' quarterback Frank Jankowski threw for 325 yards and three touchdowns, and tailback Moe Gibson rushed for a career-high 176 yards and a touchdown as Villanova piled up 540 yards of total offense, to the Tribe's 232, to snap W&M's four-game winning streak.

Junior linebacker Trevor McLaurin returned an interception 14 yards for a touchdown to cut the Tribe's deficit to 21-7 in the third quarter, his first career pick and return for a score.

Redshirt freshman Jake Phillips hooked up with senior Josh Lustig on a 37-yard scoring pass to make it 28-14 midway through the fourth, before senior James Miller stepped in front of a Jankowski pass and raced 80 yards for a touchdown with 2:05 remaining to get W&M within a score.

After a failed onside kick attempt, W&M was able to force a Villanova punt, and the Tribe regained possession at its own 3-yard line with 1:32 left, but Phillips' second pass on the drive was intercepted and returned 15 yards for a touchdown by Rodney Badger to seal the Wildcats win.

Miller's and McLaurin's touchdowns gave W&M two non-offensive touchdowns in a game for the first time since the 2003 season finale at Richmond, when the Tribe had a defensive and special teams score. It was Miller's second-career interception return for a touchdown.

Lustig finished with five grabs for 92 yards, and junior tailback Elijah Brooks added 78 yards rushing on 14 attempts.

	1	2	3	4	Final
William and Mary	0	0	7	14	21
Villanova	7	7	14	7	35

Scoring Summary

Qtr	Team	Score	Time
1st	VU	Outlaw 15 pass from Jankowski (Marcoux kick)	4:49
2nd	VU	Ridley 14 pass from Jankowski (Marcoux kick)	2:45
3rd	VU	Dieser 23 pass from Jankowski (Marcoux kick)	8:53
	VU	Gibson 30 run (Marcoux kick)	6:03
	W&M	Tre. McLaurin 14 INT return (Kuehn kick)	0:41
4th	W&M	Lustig 37 pass from Phillips (Kuehn kick)	7:41
	W&M	Miller 80 INT return (Kuehn kick)	2:05
	VU	Badger 15 INT return (Marcoux kick)	1:07

	W&M	VU
First Downs	15	28
Rushes - Yards	25-95	43-215
Att-Cmp-Int	33-13-2	36-25-3
Pass Yards	137	325
Total Offense	232	540
Total Plays	58	79
Fumbles - Lost	1-0	1-1
3rd Down Conv.	4-14	7-14
Penalties - Yards	2-20	8-86
Sacks by - Yards	0-0	3-19
Time of Possession	24:00	36:00

Rushing

W&M: Brooks 14-78, Phillips 9-17, Holmes 1-5, Marianacci 1(-5).

VU: Gibson 34-176 (TD), May 4-20, Jankowski 3-15, Outlaw 1-6.

Passing

W&M: Phillips 33-13-2 137 TD.

VU: Jankowski 35-25-3 325 TD.

Receiving

W&M: Lustig 5-92 (TD), Trinke 3-24, Brooks 3-11, Nicholas 1-8, Holmes 1-2.

VU: Dieser 11-182 (TD), Outlaw 7-65 (TD), Ridley 4-56 (TD), Pol 2-13, Sheery 1-9.

Defense

W&M: Miller 16 (INT, TD), Nickell 15, Rutter 12, O'Connor 6 (FF, FR), Riley 5 (TFL), Tre. McLaurin 3 (INT, TD), Griffin 2 (INT).

Attendance: 6,207

JMU 30, #16 W&M 29

WILLIAMSBURG (11/5/05) -- James Madison's Paul Wantuck kicked a 44-yard field goal with three seconds remaining to give the Dukes a 30-29 victory over 16th-ranked William and Mary at sold out Zable Stadium.

In the first regular season night game in the 70-year history of Zable Stadium, JMU won its third consecutive game on the Tribe's home field and snapped W&M's 10-game, regular season home winning streak.

The Dukes gained possession after a W&M punt with 1:43 remaining, and JMU quarterback Justin Rascati moved JMU 53 yards on nine plays to set up Wantuck's game-winning kick.

W&M had taken a 29-21 lead with 13:31 remaining in the game on redshirt freshman Jake Phillips' 17-yard touchdown pass to sophomore Joe Nicholas, but the Dukes trimmed the lead to 29-27 on Rascati's 14-yard run with 4:39 on the clock.

Phillips threw for 202 yards and a touchdown on 15-for-28 passing and added 57 yards rushing and a touchdown on 15 attempts.

Senior place-kicker Greg Kuehn booted three field goals (30, 26, 33) to break the W&M career record for field goals, which now stands at 59. Kuehn surpassed Steve Christie's (1986-89) previous standard of 57.

Seniors James Miller and Stephen Cason, and redshirt freshman Derek Cox each had an interception for the Tribe, which recorded three picks in a game for the second time this season. Miller paced the defense with 11 total tackles, and redshirt freshman linebacker Josh Rutter added 10.

	1	2	3	4	Final
James Madison	7	7	7	9	29
William and Mary	3	16	3	7	30

Scoring Summary

Qtr	Team	Score	Time
1st	W&M	FG Kuehn 30	11:24
	JMU	Fenner 14 run (Wantuck kick)	4:29
2nd	W&M	Holmes 14 run (Kuehn kick)	12:32
	W&M	FG Kuehn 26	9:41
	JMU	Banks 42 run (Wantuck kick)	5:37
	W&M	Phillips 1 run (rush failed)	0:00
3rd	JMU	Banks 17 run (Wantuck kick)	9:52
	W&M	FG Kuehn 33	3:04
4th	W&M	Nicholas 17 pass from Phillips (Kuehn kick)	13:31
	JMU	Rascati 14 run (pass failed)	4:39
	JMU	FG Wantuck 44	0:03

	W&M	JMU
First Downs	19	24
Rushes - Yards	40-166	44-259
Att-Cmp-Int	28-15-0	28-17-3
Pass Yards	202	136
Total Offense	368	395
Total Plays	68	72
Fumbles - Lost	3-2	1-1
3rd Down Conv.	6-16	7-14
Penalties - Yards	1-10	4-55
Sacks by - Yards	0-0	2-8
Time of Possession	28:06	31:54

Rushing

W&M: Brooks 21-92, Phillips 15-57 (TD), Holmes 4-17 (TD).

JMU: Banks 24-134 (2 TD), Rascati 8-65 (TD), Fenner 8-50 (TD), Hines 4-10.

Passing

W&M: Phillips 28-15-0 202 TD.

JMU: Rascati 27-17-3 136.

Receiving

W&M: Lustig 6-76, Nicholas 4-47 (TD), Mack 3-68, Bratton 2-11.

JMU: Banks 6-44, Hinds 3-34, Hawkins 3-27, Boley 2-12, Harris 2-11, Bransford 1-8.

Defense


W&M: Miller 11 (INT, TFL), Rutter 10, Cason 9 (INT), Shaw 6 (FR), Williamson 3 (TFL), O'Connor 3 (TFL), Griffin 3 (FF), Cox 1 (INT).

Attendance: 12,287

QUARTERBACK CLUB PLAYERS OF THE WEEK

For the Week of: Nov. 7 - James Madison Game


OFFENSE



CODY MORRIS, JR, OG

Morris graded out as the Tribe's top lineman vs. the Dukes, as W&M churned out 368 total yards of offense, including 202 through the air and 166 on the ground.

DEFENSE



JAMES MILLER, SR, FS

Miller led the Tribe 11 total tackles ... Added six solo stops and a solo tackle for loss ... Recorded his second interception in as many games ... Also broke up another pass and a JMU two-point conversion attempt.

SPECIAL TEAMS



GREG KUEHN, SR, PK

Kuehn was perfect on field goal tries of 30, 26 and 33 yards ... Broke W&M career field goal record, which now stands at 59 ... Scored 11 total points on the evening, moving into third place on the NCAA I-AA career scoring list for kickers (339).

Previous Winners:

Marshall - Sept. 1
Elijah Brooks, JR, RB
28 car., career-high 149 rush yards, 3 rec., 27 yards, TD

VMI - Sept. 10
Pat Mulloy, SR, OL
Tribe offense 469 total yards, 267 rushing.

URI - Sept. 17
Elijah Brooks, JR, RB
18 car., 110 yards, TD, 3 rec., 34 yards

Liberty - Sept. 24
Matt Trinkle, JR, TE
2 rec., 18 yards, TD

New Hampshire - Oct. 8
Elijah Brooks, JR, RB
Career-high 32 carries, 135 yards, 4 TD

Northeastern - Oct. 15
Jake Phillips, RF, QB
18-20-0, 256 yards, 4 TD, 9 rush, 32 yards, TD

Towson - Oct. 22
Cody Morris, JR, OL
Tribe offense 413 total yards, 211 rushing

Villanova - Oct. 29
Josh Lustig, SR, WR
5 receptions, 92 yards, TD

James Madison - Nov. 5
Cody Morris, JR, OL
Tribe offense 368 total yards, 166 rushing

Previous Winners:

Marshall - Sept. 1
Richard Riley, SR, DB
PBU

VMI - Sept. 10
Stephen Cason, SR, DB
2 INT, 57-yard INT for TD, 7 total tackles, 5 solos

URI - Sept. 17
Jon Shaw, SR, SS
5 solo tackles, 2 interceptions

Liberty - Sept. 24
Ryan Nickell, JR, LB
5 TT, 3 solo, 2.0 TFL, INT - 28 yards

New Hampshire - Oct. 8
Stephen Cason, SR, DB
9 TT, 6 solo, INT, PBU, 92-yard kickoff return for TD

Northeastern - Oct. 15
Jon Shaw, SR, SS
11 total tackles, 8 solo, 1.5 TFL, PBU

Towson - Oct. 22
Ryan Nickell, JR, LB
6 TT, 72-yard INT for TD, 2 sacks, 2 FF, 2 PBU

Villanova - Oct. 29
James Miller, SR, FS
16 TT, 80-yard INT for TD

James Madison - Nov. 5
James Miller, SR, FS
11 TT, 6 solo, TFL, INT, PBU

Previous Winners:

Marshall - Sept. 1
Josh Rutter, RF, LB
16 TT, 4 solo

VMI - Sept. 10
Derek Cox, RF, DB
Blocked punt, 3 solo tackles, PBU

URI - Sept. 17
Blair Pritchard, JR, P
6 punts, 230 yards, 38.3 AVG, 47 long, 1 inside 20

Liberty - Sept. 24
Zach Stout, JR, DB
1 TT

New Hampshire - Oct. 8
Blair Pritchard, JR, P
6 punts, 256 yards, 42.7 AVG, 64 long, 3 inside 20

Northeastern - Oct. 15
David Page, SO, DB
1 solo tackle, Forced Fumble

Towson - Oct. 22
Greg Kuehn, SR, PK
3-3 FG (44, 48, 39), 5-5 PAT

Villanova - Oct. 29
Blair Pritchard, JR, P
7 punts for 285 yards, 40.7 AVG, 47 long, 4 inside 20

James Madison - Nov. 5
Greg Kuehn, SR, PK
3-3 FG (30, 26, 33), Broke W&M career field goals record

2005 William and Mary Football
 William and Mary Overall Team Statistics (as of Nov 05, 2005)
 All games

TEAM STATISTICS	WM	OPP

SCORING.....	330	220
Points Per Game.....	36.7	24.4
FIRST DOWNS.....	194	185
Rushing.....	97	71
Passing.....	90	104
Penalty.....	7	10
RUSHING YARDAGE.....	1630	1401
Yards gained rushing.....	1794	1578
Yards lost rushing.....	164	177
Rushing Attempts.....	364	345
Average Per Rush.....	4.5	4.1
Average Per Game.....	181.1	155.7
TDs Rushing.....	20	15
PASSING YARDAGE.....	2028	2086
Att-Comp-Int.....	258-166-5	286-172-17
Average Per Pass.....	7.9	7.3
Average Per Catch.....	12.2	12.1
Average Per Game.....	225.3	231.8
TDs Passing.....	17	12
TOTAL OFFENSE.....	3658	3487
Total Plays.....	622	631
Average Per Play.....	5.9	5.5
Average Per Game.....	406.4	387.4
KICK RETURNS: #-YARDS.....	37-686	47-911
PUNT RETURNS: #-YARDS.....	14-128	15-115
INT RETURNS: #-YARDS.....	17-325	5-42
KICK RETURN AVERAGE.....	18.5	19.4
PUNT RETURN AVERAGE.....	9.1	7.7
INT RETURN AVERAGE.....	19.1	8.4
FUMBLES-LOST.....	18-9	13-7
PENALTIES-YARDS.....	29-267	29-268
Average Per Game.....	29.7	29.8
PUNTS-YARDS.....	36-1420	43-1534
Average Per Punt.....	39.4	35.7
Net punt average.....	36.2	32.7
TIME OF POSSESSION/GAME.....	30:11	29:49
3RD-DOWN CONVERSIONS.....	53/119	51/124
3rd-Down Pct.....	45%	41%
4TH-DOWN CONVERSIONS.....	8/10	8/16
4th-Down Pct.....	80%	50%
SACKS BY-YARDS.....	16-96	18-98
MISC YARDS.....	0	80
TOUCHDOWNS SCORED.....	42	29
FIELD GOALS-ATTEMPTS.....	13-18	7-9
PAT-ATTEMPTS.....	39-40	25-27
ATTENDANCE.....	37099	43870
Games/Avg Per Game.....	4/9275	5/8774
Neutral Site Games.....		0/0

SCORE BY QUARTERS	1st	2nd	3rd	4th	OT	Total

William and Mary....	68	83	69	97	13	- 330
Opponents.....	45	67	61	37	10	- 220

2005 William and Mary Football
William and Mary Overall Individual Statistics (as of Nov 05, 200
All games

RUSHING	GP	Att	Gain	Loss	Net	Avg	TD	Long	Avg/G
Elijah Brooks	9	185	895	26	869	4.7	9	28	96.6
DeBrian Holmes	9	46	243	6	237	5.2	1	27	26.3
Tony Viola	9	30	187	4	183	6.1	1	26	20.3
Jacob Phillips	8	54	239	57	182	3.4	6	16	22.8
Joe Marianacci	9	6	77	9	68	11.3	0	29	7.6
Trevor McLaurin	9	9	64	0	64	7.1	1	17	7.1
Delmus Coley	2	10	41	0	41	4.1	0	10	20.5
Elliott Mack	8	1	29	0	29	29.0	0	29	3.6
Chris.Taylor	8	1	4	0	4	4.0	1	4	0.5
Matt Otey	8	0	0	0	0	0.0	1	0	0.0
D.J. McAulay	7	1	0	4	-4	-4.0	0	0	-0.6
TEAM	4	4	0	5	-5	-1.2	0	0	-1.2
Mike Potts	6	17	15	53	-38	-2.2	0	3	-6.3
Total.....	9	364	1794	164	1630	4.5	20	29	181.1
Opponents.....	9	345	1578	177	1401	4.1	15	42	155.7

PASSING	GP	Effic	Att-Cmp-Int	Pct	Yds	TD	Lng	Avg/G
Jacob Phillips	8	156.51	139-90-3	64.7	1197	10	47	149.6
Mike Potts	6	138.57	119-76-2	63.9	831	7	49	138.5
Total.....	9	148.24	258-166-5	64.3	2028	17	49	225.3
Opponents.....	9	123.37	286-172-17	60.1	2086	12	70	231.8

RECEIVING	GP	No.	Yds	Avg	TD	Long	Avg/G
Joe Nicholas	8	39	572	14.7	5	49	71.5
Josh Lustig	9	36	462	12.8	3	45	51.3
Matt Trinkle	9	20	142	7.1	1	20	15.8
Elijah Brooks	9	19	168	8.8	2	27	18.7
Adam Bratton	9	13	181	13.9	0	34	20.1
Elliott Mack	8	12	247	20.6	3	47	30.9
Joe Marianacci	9	8	74	9.2	0	18	8.2
DeBrian Holmes	9	8	60	7.5	1	19	6.7
John Taylor	5	7	52	7.4	0	18	10.4
D.J. McAulay	7	2	49	24.5	0	39	7.0
Tony Viola	9	1	18	18.0	1	18	2.0
Matt Otey	8	1	3	3.0	1	3	0.4
Total.....	9	166	2028	12.2	17	49	225.3
Opponents.....	9	172	2086	12.1	12	70	231.8

PUNT RETURNS	No.	Yds	Avg	TD	Long
Josh Lustig	13	96	7.4	0	21
Leonard Muldrow	1	32	32.0	0	0
Total.....	14	128	9.1	0	21
Opponents.....	15	115	7.7	0	25

INTERCEPTIONS	No.	Yds	Avg	TD	Long
Stephen Cason	4	82	20.5	1	57
Ryan Nickell	2	100	50.0	1	72
Jonathan Shaw	2	12	6.0	0	12
Kevin Allen	2	23	11.5	0	23
James Miller	2	80	40.0	1	80
Trevor McLaurin	1	14	14.0	1	14
Derek Cox	1	19	19.0	0	19
TJ O'Neill	1	0	0.0	0	1
Richard Riley	1	-5	-5.0	0	0
Jerome Griffin	1	0	0.0	0	0
Total.....	17	325	19.1	4	80
Opponents.....	5	42	8.4	1	27

KICK RETURNS	No.	Yds	Avg	TD	Long
Stephen Cason	18	424	23.6	1	92
DeBrian Holmes	4	83	20.8	0	24
Tony Viola	4	27	6.8	0	11
Michael Pigram	3	30	10.0	0	11
James Miller	2	63	31.5	0	33
Josh Lustig	2	49	24.5	0	35
Graham Falbo	1	0	0.0	0	0
Matt Trinkle	1	6	6.0	0	6
Matt Otey	1	0	0.0	0	0
Adam Bratton	1	4	4.0	0	4
Total.....	37	686	18.5	1	92
Opponents.....	47	911	19.4	0	53

FUMBLE RETURNS	No.	Yds	Avg	TD	Long
Total.....	0	0	0.0	0	0
Opponents.....	3	80	26.7	1	70

2005 William and Mary Football
William and Mary Overall Individual Statistics (as of Nov 05, 2005)
All games

SCORING	----- PATs -----								Points
	TD	FGs	Kick	Rush	Rcv	Pass	DXP	Saf	
Greg Kuehn	0	13-18	39-40	0-0	0	0-0	0	0	78
Elijah Brooks	11	0-0	0-0	0-0	0	0-0	0	0	66
Jacob Phillips	6	0-0	0-0	0-1	0	0-0	0	0	36
Joe Nicholas	5	0-0	0-0	0-0	0	0-0	0	0	30
Josh Lustig	3	0-0	0-0	0-0	0	0-0	0	0	18
Elliott Mack	3	0-0	0-0	0-0	0	0-0	0	0	18
Stephen Cason	2	0-0	0-0	0-0	0	0-0	0	0	12
Trevor McLaurin	2	0-0	0-0	0-0	0	0-0	0	0	12
DeBrian Holmes	2	0-0	0-0	0-0	0	0-0	0	0	12
Tony Viola	2	0-0	0-0	0-0	0	0-0	0	0	12
Matt Otey	2	0-0	0-0	0-0	0	0-0	0	0	12
Matt Trinkle	1	0-0	0-0	0-0	0	0-0	0	0	6
Ryan Nickell	1	0-0	0-0	0-0	0	0-0	0	0	6
Chris.Taylor	1	0-0	0-0	0-0	0	0-0	0	0	6
James Miller	1	0-0	0-0	0-0	0	0-0	0	0	6
Total.....	42	13-18	39-40	0-1	0	0-0	0	0	330
Opponents.....	29	7-9	25-27	0-0	0	0-2	0	0	220

TOTAL OFFENSE	G	Plays	Rush	Pass	Total	Avg/G
Jacob Phillips	8	193	182	1197	1379	172.4
Elijah Brooks	9	185	869	0	869	96.6
Mike Potts	6	136	-38	831	793	132.2
DeBrian Holmes	9	46	237	0	237	26.3
Tony Viola	9	30	183	0	183	20.3
Joe Marianacci	9	6	68	0	68	7.6
Trevor McLaurin	9	9	64	0	64	7.1
Delmus Coley	2	10	41	0	41	20.5
Elliott Mack	8	1	29	0	29	3.6
Chris.Taylor	8	1	4	0	4	0.5
D.J. McAulay	7	1	-4	0	-4	-0.6
TEAM	4	4	-5	0	-5	-1.2
Total.....	9	622	1630	2028	3658	406.4
Opponents.....	9	631	1401	2086	3487	387.4

FIELD GOALS	FGM-FGA	Pct	01-19	20-29	30-39	40-49	50-99	Lg	Blk
Greg Kuehn	13-18	72.2	0-0	2-3	7-11	3-3	1-1	51	1

FG SEQUENCE	William and Mary	OPPONENTS
Marshall	(47)	(28),52
VMI	(26),(39)	-
Rhode Island	(51),(35),(31)	-
Liberty	39	-
New Hampshire	28	(33)
Northeastern	(33),36	(26),31,(20)
Towson	(44),(48),(39)	(30),(26)
Villanova	39,39	-
James Madison	(30),(26),(33)	(44)

PUNTING	No.	Yds	Avg	Long	TB	FC	I20	I
Blair Pritchard	34	1356	39.9	64	2	5	11	
Corey Davis	2	64	32.0	38	0	0	0	
Total.....	36	1420	39.4	64	2	5	11	
Opponents.....	43	1534	35.7	60	1	12	12	

KICKOFFS	No.	Yds	Avg	TB	OB
Greg Kuehn	59	3404	57.7	8	4
Total.....	59	3404	57.7	8	4
Opponents.....	42	2277	54.2	4	2

Numbers in (parentheses) indicate field goal was made.

2005 William and Mary Football
 William and Mary Overall Individual Statistics (as of Nov 05, 200
 All games

ALL PURPOSE	G	Rush	Rec	PR	KOR	IR	Tot	Avg/G
Elijah Brooks	9	869	168	0	0	0	1037	115.2
Josh Lustig	9	0	462	96	49	0	607	67.4
Joe Nicholas	8	0	572	0	0	0	572	71.5
Stephen Cason	9	0	0	0	424	82	506	56.2
DeBrian Holmes	9	237	60	0	83	0	380	42.2
Elliott Mack	8	29	247	0	0	0	276	34.5
Tony Viola	9	183	18	0	27	0	228	25.3
Adam Bratton	9	0	181	0	4	0	185	20.6
Jacob Phillips	8	182	0	0	0	0	182	22.8
Matt Trinkle	9	0	142	0	6	0	148	16.4
James Miller	9	0	0	0	63	80	143	15.9
Joe Marianacci	9	68	74	0	0	0	142	15.8
Ryan Nickell	9	0	0	0	0	100	100	11.1
Trevor McLaurin	9	64	0	0	0	14	78	8.7
John Taylor	5	0	52	0	0	0	52	10.4
D.J. McAulay	7	-4	49	0	0	0	45	6.4
Delmus Coley	2	41	0	0	0	0	41	20.5
Leonard Muldrow	6	0	0	32	0	0	32	5.3
Michael Pigram	9	0	0	0	30	0	30	3.3
Kevin Allen	9	0	0	0	0	23	23	2.6
Derek Cox	8	0	0	0	0	19	19	2.4
Jonathan Shaw	9	0	0	0	0	12	12	1.3
Chris.Taylor	8	4	0	0	0	0	4	0.5
Matt Otey	8	0	3	0	0	0	3	0.4
Richard Riley	9	0	0	0	0	-5	-5	-0.6
TEAM	4	-5	0	0	0	0	-5	-1.2
Mike Potts	6	-38	0	0	0	0	-38	-6.3
Total.....	9	1630	2028	128	686	325	4797	533.0
Opponents.....	9	1401	2086	115	911	42	4555	506.1

2005 William and Mary Football
 William and Mary Overall Defensive Statistics (as of Nov 05, 200
 All games

DEFENSIVE LEADERS	GP	-----Tackles-----			TFL/Yds	-Sacks-	---Pass Def---			-Fumbles-		Blkd	
		Solo	Ast	Total			No-Yds	Int-Yds	BrUp	QBH	Rcv-Yds	FF	Kick
44 Josh Rutter	9	37	51	88	5.5-5	2-0	.	.	.
35 Jonathan Shaw	9	32	31	63	3.5-10	.	2-12	4	.	2-0	.	.	.
21 James Miller	9	24	34	58	2.5-2	.	2-80	4
55 Ryan Nickell	9	29	28	57	5.5-20	2.0-11	2-100	2	.	1-0	2	.	.
22 Stephen Cason	9	27	22	49	1.5-9	0.5-8	4-82	4
39 TJ O'Neill	9	18	24	42	0.5-1	.	1-0	2
93 Jonas Watson	9	17	24	41	10.0-42	6.0-36	.	.	1	.	2	.	.
94 Josh Wright	9	15	20	35	4.0-21	1.0-7	.	1	2
97 Adam O'Connor	9	12	17	29	5.5-26	2.5-18	.	1	3	1-0	2	.	.
77 Bri.Williamson	9	11	17	28	3.5-11	1.0-9	.	1
8 Alan Wheeling	9	16	10	26
58 Larry Pendleton	9	4	20	24	2	1	.
13 David Page	9	14	4	18	1	.	.
24 Richard Riley	9	9	7	16	1.0-3	.	1--5	2
23 Trevor McLaurin	9	9	7	16	0.5-1	.	1-14
48 Michael Pigram	9	7	7	14	1-0	.	.	.
34 Thad Wheeler	6	6	8	14	1.5-5	1.0-4
95 Jerome Griffin	9	2	9	11	1.0-1	0.5-1	1-0	3	1	.	1	.	.
36 Kevin Allen	9	6	4	10	.	.	2-23	1
6 Brandon Burrow	9	4	6	10
37 Derek Cox	8	8	2	10	.	.	1-19	1	.	.	1	1	.
69 Will. Turner	9	5	4	9
57 Brian Neely	9	2	6	8
99 Josh Larkins	4	1	6	7	0.5-1
29 Zachary Stout	8	3	3	6
74 Brandon Pugh	4	.	5	5	0.5-1	0.5-1
4 Leonard Muldrow	6	2	2	4	1	.
85 Matt Trinkle	9	2	1	3
50 Todd Reyher	8	.	3	3	.	.	.	2
92 Ryan Jones	1	.	3	3	1.0-1	1.0-1
47 D.J. McAulay	7	1	2	3
11 John Taylor	5	1	1	2
25 Greg Kuehn	9	2	.	2
9 Elijah Brooks	9	1	.	1
33 Josh Lustig	9	1	.	1
91 Blair Pritchard	7	1	.	1
Total.....	9	329	388	717	48-160	16-96	17-325	28	7	7-0	11	3	.
Opponents.....	9	345	346	691	42-152	18-98	5-42	33	10	9-80	12	1	.