



WILLIAM & MARY

GAME 3: Liberty • Saturday, Sept. 15, 2007 • 7 p.m. • Williamsburg, Va. • Zable Stadium



Game Day Information

WILLIAM AND MARY "TRIBE" (1-1, 0-1 CAA) vs. LIBERTY "FLAMES" (2-0, 0-0 BIG SOUTH)

Kickoff: 7 p.m., Saturday, Sept. 15

Site: Walter J. Zable Stadium at Cary Field (12,259, FieldTurf Pro)

Radio: 6:30 p.m. - The Tribe Football Radio Network will broadcast today's game across the Commonwealth of Virginia. The veteran broadcast duo of Jay Colley (play-by-play) and Bob Sheeran (color) will call the action. The broadcast can also be heard live online at www.TribeAthletics.com. For a complete listing of the Tribe Football Radio Network, see the next page.

All-Time Series: W&M leads, 3-0. W&M leads series in Williamsburg, 1-0.

Last Meeting: W&M won, 14-13, last year in Lynchburg.

First and 10

The Tribe hosts state-rival Liberty on Saturday night at Zable Stadium. The teams have met in each of the last three seasons with W&M winning each time, including a 14-13 decision over the Flames in Lynchburg last season. Liberty will be making its second visit to Williamsburg, having dropped its only other contest in Zable Stadium, 56-0, in 2005. W&M is coming off a 63-16 victory at VMI and looking to win back-to-back games for the first time since the 2005 season. Liberty is unbeaten with a pair of victories over Division II teams Tusculum and Shippensburg to open the season. The Tribe has won five consecutive regular season non-conference home games and is 8-0 all-time against the Big South Conference. W&M features one of the CAA's top offenses, as the Tribe ranks first in scoring (47.0), first in passing (354.0), second in total offense (533.0) and fifth in rushing (179.0) through two weeks of the season. Junior quarterback Jake Phillips leads the league in passing efficiency (200.4) and is second in passing yards per game (337.5) and total offense (350.0). Liberty counters with a defense allowing 147.0 passing yards per game that has intercepted five passes in two games and scored two defensive touchdowns. The Flames have also already scored two special teams touchdowns on a pair of punt returns.

2007 Tribe's Schedule

Date	Opponent	Score/Time
Aug. 30	#19 DELAWARE*	L/49-31
Sept. 8	at VMI	W/63-16
Sept. 15	LIBERTY	7 p.m.
Sept. 22	at Virginia Tech	1:30 p.m.
Sept. 29	TOWSON*	1 p.m.
Oct. 6	at Villanova*	6 p.m.
Oct. 13	at Maine*	3 p.m.
Oct. 27	MASSACHUSETTS*	1 p.m.
Nov. 3	at Hofstra*	1 p.m.
Nov. 10	JAMES MADISON*	7 p.m.
Nov. 17	at Richmond*	Noon

*CAA Football conference game

2007 Flames' Schedule

Date	Opponent	Score/Time
Sept. 1	TUSCULUM	W/38-14
Sept. 8	SHIPPENSBURG	W/35-14
Sept. 15	at William and Mary	7 p.m.
Sept. 22	at Elon	1:30 p.m.
Sept. 29	ST. FRANCIS (PA)	7 p.m.
Oct. 6	at Toledo	7 p.m.
Oct. 20	at Charleston Southern*	1:30 p.m.
Oct. 27	PRESBYTERIAN	1 p.m.
Nov. 3	COASTAL CAROLINA*	1 p.m.
Nov. 10	VMI*	1 p.m.
Nov. 17	at Gardner-Webb*	1:30 p.m.

*Big South conference game

The Coaches

Jimmye Laycock

Alma Mater, Year: William and Mary, 1970
 W&M Record: 179-128-2 (28th season)
 Career Record: Same
 Career vs. LU: 3-0

Danny Rocco

Alma Mater, Year: Wake Forest, 1984
 LU Record: 8-5 (Second season)
 Career Record: Same
 Career vs. W&M: 0-1

In The Spotlight



RYAN HORVATH
#35, SENIOR, LINEBACKER

Senior linebacker Ryan Horvath is this week's featured player: "In The Spotlight". (Page 11)

Table of Contents

Media Information.....	2
W&M Football Radio Network.....	2
W&M Sports Information Staff.....	2
Projected Depth Charts.....	3
Tale of the Tape.....	3
This Week's Opponent: Liberty.....	4
W&M Football Quick Facts.....	4
W&M Football Game Notes.....	5
The Tribe in 2007.....	5
Scouting the 2007 Opponents.....	5
CAA Football Information.....	6
National Rankings.....	7
Tribe Football Record Watch.....	8
Tribe Football Quick Hitters.....	8
Head Coach Jimmye Laycock.....	10
In The Spotlight: Ryan Horvath.....	11
W&M Football Rosters.....	12-13
Game-by-Game Starters.....	14
Tribe in the Red Zone.....	14
W&M Single-Game Highs.....	15
Opponent Single-Game Highs.....	16
Long Plays of the Season.....	16
Top Offensive Performances.....	17
Scoring Drives Chart.....	18
The Last Time It Happened.....	19
W&M Single-Game Records.....	20
Game-By-Game Results.....	21
Quarterback Club Awards.....	22
2007 Season Statistics.....	23



Media Information



W&M Media Relations Staff

Pete Clawson (Primary Football Contact)
Assistant A.D., Media Relations
(O) 757-221-3369 (E) pmclaw@wm.edu

Mark Hoskins (Secondary Football Contact)
Assistant to the Director
(O) 757-221-3344 (E) mjhosk@wm.edu

Kris Sears (Associate SID)
(O) 757-221-3368 (E) kasear@wm.edu

Rob Turner (Associate SID)
(O) 757-221-3370 (E) rrturn@wm.edu

Jake Skipper (Intern)
(O) 757-221-3344 (E) jskip@wm.edu

Zable Stadium Press Box Phone: 757-221-3414

Sports Information Fax: 757-221-3412

Web Site: www.TribeAthletics.com

Mailing Address:

751 Ukrop Way
Williamsburg, VA 23185

Weekly CAA Football Coaches Call

Every Monday from Aug.27-Nov. 19, the CAA Football coaches will hold a teleconference for the media from 10:00-12:10pm (eastern time). Each coach will have a 10-minute slot to discuss his team and answer questions from the media. Members of the media are strongly encouraged to participate in the questioning. For the access number and password contact Scott Meyer in the CAA office at (804) 754-1616, x20.

10:00 CAA Football update
10:10 Dave Clawson, Richmond
10:20 Jimmye Laycock, William & Mary
10:30 Andy Talley, Villanova
10:40 Rocky Hager, Northeastern
10:50 Mickey Matthews, James Madison
11:00 Jack Cosgrove, Maine
11:10 Don Brown, Massachusetts
11:20 Tim Stowers, Rhode Island
11:30 K.C. Keeler, Delaware
11:40 Sean McDonnell, New Hampshire
11:50 Dave Cohen, Hofstra
12:00 Gordy Combs, Towson

A-10 Press Box Phone Numbers

Delaware	302-831-6199/302-831-2186
Hofstra	516-463-5247
James Madison	540-568-6521
Maine	207-581-1049
Massachusetts	413-545-3550
New Hampshire	603-862-2585
Northeastern	617-566-5956
Rhode Island	401-874-4616
Richmond	804-355-6110
Towson	410-704-3102
Villanova	610-519-5290
William and Mary	757-221-3414

Interviews

All requests for interviews must be directed through the Sports Information Office. Players are available Monday morning until noon Thursday. Please call either Pete Clawson, or Mark Hoskins, with interview requests.

Weekly Press Conference

A press conference with head coach Jimmye Laycock will be held every Tuesday at noon at the Hospitality House in Williamsburg. Lunch is served around noon, followed by opening remarks and a question and answer session with Coach Laycock. Interviews with selected players will follow the luncheon. Please confirm your attendance with Pete Clawson in the Sports Information Office at least 24 hours in advance.

Game Credentials

Please make all press and photo requests at least one week in advance. Tickets and parking passes can be mailed with one week's notice. If not, tickets can be picked up, with proper credentials, at the Will Call Window at Zable Stadium on the morning of the game. ****PARKING PASSES CANNOT BE LEFT AT WILL CALL****

Press Parking

Parking for members of the working press is available just southeast of Zable Stadium in front of the University Center. Parking is limited and media members are encouraged to arrive early.

Photographers

Please observe the NCAA rules, which prohibit photographers between the 25 yard lines.

Press Box Services

Located atop the East grandstand of Zable Stadium at Cary field, the press box officially opens two hours prior to kickoff. Pregame notes, flip cards and programs will be available prior to the start. Complete halftime statistics, as well as final team and individual statistics, are available immediately following the game.

Radio

Visiting radio lines may be rented through the Sports Information Office at a cost of \$75 per line. The radio booth for the visiting team is located at the south end of the press box on the lower level. Radio stations should make arrangements with the Sports Information Office at least a month in advance. Requests for the line will be honored on a first-come, first-served basis.

Visiting Film Crews

Space will be allotted in the West Press Box for film and video crews of visiting teams' coaches' shows. We will provide two spots per team.

Post-Game Procedures

Head coach Jimmye Laycock and the visiting coach will be available about 10 minutes after the game in an interview area located directly below the press box. Individual W&M players' names should be given to Pete Clawson during the fourth quarter and they will be made available in the interview room.

The William and Mary Football Radio Network

The W&M Athletics Department is in its second year of a partnership for the Tribe Radio Network with local stations, 92.3 FM "The Tide" and 107.9 FM "WBACH", as the network's Co-Flagships.

"We are extremely excited to be teaming up with Tribe Athletics," said Tom Davis, the President of Davis Media LLC. "We look forward to enhancing the broadcasts and broadening the reach of the games to the many fans throughout Tidewater Virginia."

The partnership provides the College with solid coverage of the peninsula, as the station's combined footprint reaches from eastern areas of Richmond to the western parts of Norfolk. Tribe fans in Richmond will also be able to catch the action on 1450AM WCLM, which returns for its third season as an affiliate. Also, as usual, long-standing network member WBRG, AM 1050 of Lynchburg is back to carry all the action for 2007.

In addition to the radio coverage, all broadcasts can be heard live on the web at www.TribeAthletics.com, free of charge.

The College's long-standing broadcast team of team of Jay Colley and Bob Sheeran remain in place to deliver all the action of Tribe football over the airwaves.

William and Mary Radio Network Affiliates

"The Tide"	92.3 FM	Williamsburg
WBACH	107.9 FM	Williamsburg
WBRG	1050 AM	Lynchburg
WCLM	1450 AM	Richmond





Depth Charts

Offensive Depth Chart: Liberty Game

Pos.	No.	Name	Elg.	Ht.	Wt.	Notes
WR	2	Elliott Mack	JR	6-0	200	Team-leading eight receptions through two games for 126 yards, TD
	16	RJ Archer	SO	6-2	222	Seven catches through two games for 104 yards
LT	67	Brent Cochran	SR	6-5	306	Two-year returning starter with 22-straight starts
	63	Keith Hill	RF	6-4	312	Redshirted last season and a member of scout team
LG	79	Michael Grant	JR	6-5	287	Started first two games of his career at left guard this season
	72	Justin Oliver	SR	6-4	286	Started 11 games at guard last season after missing all of '05
C	53	Luke Hiteshew	JR	6-1	290	Started two games at center this season after starting at guard in '06
	75	Eric O'Brien	JR	6-1	262	Moved to offensive line from defensive line during '06 spring practice
RG	56	C.J. Muse	SO	6-4	310	Started first two games at right guard this season
	51	Tim Kelley	SR	6-2	300	Reserve center last season with action in three games
RT	71	Brad Stewart	SR	6-3	300	Has started 24 consecutive games at right tackle
	77	Jake Marcey	FR	6-4	280	True freshman member of the travel squad
TE	86	Drew Atchison	SR	6-7	250	Career-high 139 yards receiving and a touchdown against Delaware
	98	Rob Varno	SO	6-5	225	Recorded first two career receptions for 53 yards at VMI
WR	81	Cameron Dohse	RF	6-0	186	Made first career start at VMI with four catches for 77 yards and a TD
	15	Chase Hill	RF	6-2	195	Converted from QB in spring
QB	11	Jake Phillips	JR	6-3	219	Leads CAA with 200.4 quarterback rating, Second in passing (337.5)
	10	Mike Potts	SR	6-4	226	Completed 5-of-6 attempts for 33 yards in second half at VMI
TB	8	DeBrian Holmes	JR	5-9	195	Scored a career-high three rushing touchdowns in first half at VMI
	25	Courtland Marriner	RF	5-9	180	Rushed for a career-high 107 yards and a touchdown at VMI
-or-	5	Tony Viola	SR	6-1	216	Rushed for 56 yards and a touchdown on 12 attempts at VMI
FB	45	Graham Falbo	SR	6-0	235	Saw first game action since 2005 season vs. Delaware
	43	Jimmy Hobson	RF	5-11	218	Made collegiate debut at VMI, carrying two times for eight yards.

Defensive Depth Chart: Liberty Game

Pos.	No.	Name	Elg.	Ht.	Wt.	Notes
DE	97	Adrian Tracy	SO	6-4	245	Recorded four tackles and assisted on a TFL at VMI
	58	Bryan Jean-Pierre	RF	6-3	245	Saw first collegiate snaps at defensive end against Delaware, 2 TT
DT	93	Sean Lissimore	SO	6-4	271	Collected seven total tackles, including two solos, at VMI
	69	Carl Watts	RF	6-3	255	Recorded a pair of unassisted tackles at VMI
DT	92	Ryan Jones	SR	6-3	258	Forced a fumble and had one unassisted tackle for loss at VMI
	66	Derek Toon	RF	6-3	280	Assisted on a quarterback sack at VMI
DE	95	C.J. Herbert	SO	6-3	262	Recorded four tackles and blocked an extra point attempt at VMI
	40	Mike Stover	FR	6-3	255	Made collegiate debut at VMI and recorded three tackles
MLB	44	Josh Rutter	JR	6-3	230	Recovered a pair of fumbles and eight tackles in the win at VMI
	50	Todd Reyher	JR	6-0	227	Assisted on a quarterback sack at VMI
WLB	21	Michael Pigram	JR	5-10	220	Led defense with 13 total tackles, including five unassisted, vs. UD
	13	Evan Francks	RF	5-11	210	Recorded five total tackles, including solo sack, at VMI
SLB	39	T.J. O'Neill	SR	6-1	231	Registered six assisted tackles against Delaware
	35	Ryan Horvath	SR	6-1	225	Forced a fumble and made six total tackles against Delaware
CB	9	Max Harris	SO	5-10	189	Made first career start at corner against Delaware and had three stops
	38	Terrell Wells	FR	5-10	180	Returned a fumble 28 yards for a fourth-quarter touchdown vs. UD
SS	6	David Caldwell	SO	5-11	205	Led team with 15 total tackles, including 1.5 TFL, at VMI
	22	David Houff	JR	6-1	200	Made three stops at VMI
FS	17	Robert Livingston	SO	6-3	220	Tallied nine total stops, with six unassisted, at VMI
	26	Michael Alvarado	RF	6-0	198	Recorded an unassisted tackle for loss at VMI
CB	37	Derek Cox	JR	6-1	193	Broke up one pass and recorded six total stops against Delaware
	24	Ben Cottingham	RF	5-9	162	Saw first collegiate action at VMI, recording one tackle
(OR)	42	Fred Johnson	SO	6-1	195	Tallied two tackles at VMI

Special Teams Depth Chart: Liberty Game

Pos.	No.	Name	Elg.	Ht.	Wt.	Notes
PK/KO	80	Brian Pate	SO	5-9	175	Connected on all nine PATs at VMI, setting a school record
	87	David Miller	RF	6-0	170	Team's starting punter
P	87	David Miller	RF	6-0	170	Fourth in the CAA in punting average (42.0) through two games
	80	Brian Pate	SO	5-9	175	Team's starting place-kicker
H	16	R.J. Archer	SO	6-2	222	First season as team's starting holder
LS	45	Graham Falbo	SR	6-0	235	First season as starting long snapper
SS	67	Brent Cochran	SR	6-5	306	Handles snapping on placement kicks; Third year as starter
KR	6	David Caldwell	SO	5-11	205	Averaged 22.8 yards over 16 returns in '06
	8	DeBrian Holmes	JR	5-9	195	Has one kickoff return for seven yards this season
PR	37	Derek Cox	JR	6-1	193	Recorded first punt return at VMI for four yards

Liberty Offense Depth Chart

WR	1	Wyton Jackson	SR	6-2	188
	9	Dominic Bolden	JR	5-10	175
WR	6	Brandon Turner	SR	6-2	175
	84	Jonathan Crawford	JR	6-0	215
TE	43	Chris Luck	SR	6-5	250
	-or-	80	Richard Thom	SR	6-3
LT	68	Stephen Sene	SR	6-6	310
	76	Justin Vargas	RF	6-5	280
LG	78	Marshal Ausberry	SR	6-6	320
	56	Bryan Mosier	SO	6-2	300
C	55	Mike Godsil	JR	6-2	285
	60	Mario Cosby	SO	6-1	270
RG	54	Britt Stone	JR	6-2	275
	69	Zach Davis	JR	6-4	290
RT	74	Josh Weaver	SO	6-4	280
	70	Antonio Tassara	RF	6-8	320
FB	8	Chris Stokes	SR	6-2	240
	46	Derek Bishop	SO	5-10	225
RB	7	Zach Terrell	JR	6-0	200
	35	Wes Cheek	SO	6-0	210
QB	13	Brock Smith	JR	6-3	240
	15	Spencer Landis	SO	6-2	185
-or-	10	Mike Brown	FR	6-0	190

Liberty Defense Depth Chart

DE	93	Kevin Richard	JR	6-3	280
	91	Soeren Wendland	RF	6-8	290
NG	90	Colin Dugan	JR	6-0	290
	64	Brady Hassell	JR	6-3	280
DE	45	Steven Ackley	SR	6-3	260
	92	Trey Jacobs	SO	6-3	280
SLB	44	Brandon Duke	SR	6-0	225
	33	Kyle O'Donnell	RF	6-2	220
MLB	53	Nick Hursky	JR	6-1	235
	51	Patrick Bannon	FR	6-4	225
JLB	11	Stevie Ray Lloyd	SR	5-11	235
	48	Pierre Tinsley	RF	6-0	230
WLB	4	Vince Redd	SR	6-6	260
	32	Ian Childress	JR	6-4	220
LCB	26	Kent Hick	JR	6-2	200
	21	Pierre Penn	SR	5-11	195
FS	5	Pat Dickerson	SR	5-10	195
	25	Ryan Best	SR	5-11	190
SS	24	Ryan Greiser	JR	6-1	205
	14	Chris Rocco	SO	5-10	190
RCB	2	Patrick Calvary	JR	5-9	180
	20	Chuck Duffey	SO	6-0	190

Liberty Special Teams Depth Chart

PK/KO	47	Noah Greenbaum	SR	5-10	180
	39	Zac Kolegue	SR	5-11	185
P	39	Zac Kolegue	SR	5-11	185
	35	Wes Cheek	SO	6-0	210
H	14	Chris Rocco	SO	5-10	190
LS	42	Dan Pope	JR	6-3	200
KR	1	Wynton Jackson	SR	6-2	188
	1	Wynton Jackson	SR	6-2	188

Tale of the Tape

Tribe vs. Flames			
Pos.	W&M	LU	Pos.
WR & TE	6-3/218	6-0/195	DB
OF Backs	6-4/291	6-2/239	LB
OL & TE	6-0/216	6-2/277	DL
DL	6-4/259	6-4/287	OL/TE
LB	6-1/227	6-2/227	OF Backs
DB	6-0/202	6-3/204	WR/TE

* Averages reflect those of starters only.

This Week's Opponent



All-Time Series With Liberty

Series Record: W&M leads, 3-0
 Series Record in Williamsburg: W&M leads, 1-0
 Series Record in Lynchburg: W&M leads, 2-0
 First Meeting: Oct. 9, 2004; W&M won, 37-17, in Lynchburg.



All-Time Series Meetings

Year	Date	Result	LU Score	W&M Score	Location
2004	Oct. 9	W	17	37	Lynchburg, Va.
2005	Sept. 25	W	0	56	Williamsburg
2006	Oct. 14	W	13	14	Lynchburg, Va.

Liberty Series Notes

Tribe Looks To Remain Perfect in Series

Saturday's game with Liberty will be the last of the four game series contract that began in the 2004 season. The two teams have met in each of the last three years, and the series has provided a blowout and a nailbiter, with the College winning all three games.

Last year, the College went down to the wire with the revamped Flames program, as the Tribe escaped Lynchburg with a hard-fought 14-13 win. The difference in the game proved to be a blocked extra point attempt by defensive tackle C.J. Herbert after Liberty's first score of the contest. The College was able to pull out the victory, despite the Flames' posting 315 yards rushing and outgaining the College by over 100 yards overall (386-272).

A match up to watch will be the Liberty pass defense against what is currently a red hot Tribe passing attack. Last season, the Flames aerial defense limited the College to a season low 95 passing yards, allowing just seven completions in 17 attempts.

Liberty's first, and only previous, visit to Williamsburg was one it would probably soon forget, as the College was dominant from start to finish in winning 56-0 in 2005. In that contest, the Tribe defense allowed a net rushing mark of minus-6 yards, the fourth-best single-game mark in school history.

Familiar Face

Liberty's defensive coordinator, Tom Clark, spent three years in the same role with the College. Clark played a large part in helping the Tribe earn a share of the league title in his first season in Williamsburg (2001). He remained on campus through the 2003 season, before leaving to resume the head coaching position at Catholic University for 2004.

The Last Meeting - William and Mary 14, Liberty 13

LYNCHBURG, Va. (10/14/06) -- Elijah Brooks rushed for 101 yards and two touchdowns, and the Tribe hung on for a 14-13 victory over Liberty at Williams Stadium.

Brooks eclipsed the 2,000-yard career rushing mark en route to his seventh-career 100-yard game, and W&M snapped a two-game losing streak. Brooks' second touchdown with 5:50 remaining in the third proved to be the difference, but the outcome wasn't certain until Liberty kicker Ben Beasley missed a 37-yard field goal with 2:07 remaining, the Flames' third failed field goal attempt of the contest.

Liberty, which rushed for 315 yards and held a 386-285 advantage in total yards, took a 13-7 lead on Zach Terrell's 6-yard touchdown run, his second, and Beasley's extra point with 10:57 remaining in the third quarter, but the advantage was only six points because the Tribe's C.J. Herbert blocked a point-after attempt in the first half.

Mike Potts, who split time at quarterback with Jake Phillips, finished 5-for-8 for 77 yards and connected with R.J. Archer on a 46-yard completion that set up Brooks' game-winning, 5-yard run. Phillips completed two passes and contributed to a solid Tribe rushing attack with 42 yards on seven attempts, including a key first down run that enable W&M to run out the clock.

The Flames also had an opportunity to retake the lead in the third, but Travis McLaurin blocked a 35-yard field goal attempt by Beasley with 1:32 on the clock.

Derek Cox paced the defense with a career-high 14 tackles, including nine unassisted, and Chris Ndubueze had a season-high 11 stops, including a key unassisted sack in the fourth quarter. Alan Wheeling finished with 11 tackles and had a 33-yard interception return that set up Brooks' first score.



Elijah Brooks went over the 2000-yard rushing mark for his career at Liberty last year.

	1	2	3	4	Final
William and Mary	0	7	7	0	14
Liberty	0	6	7	0	13

Statistical Breakdown

	W&M	LU
SCORING	94	73
Points per Game	47.0	36.5
FIRST DOWNS	57	27
Rushing	26	15
Passing	29	9
Penalty	2	3
RUSHING YARDAGE	358	316
Yards Gained	409	359
Yards Lost	51	43
Rushing Attempts	80	66
Average per Rush	4.5	4.8
Average per Game	179.0	158.0
Rushing Touchdowns	7	4
PASSING YARDAGE	708	329
Att-Comp-Int	63-44-0	47-26-1
Average per Pass	11.2	7.0
Average per Catch	16.1	12.7
Average per Game	354.0	164.5
Passing Touchdowns	5	2
TOTAL OFFENSE	1066	645
Total Plays	143	113
Average per Play	7.5	5.7
Average per Game	533.0	322.5

Tribe Quick Facts

Location: Williamsburg, Va.
 Founded: 1693
 Enrollment: 5,500
 Colors: Green, Gold and Silver
 President: Gene R. Nichol
 Chancellor: Sandra Day O'Connor
 Athletics Director: Terry Driscoll
 Stadium: Walter J. Zable Stadium at Cary Field
 Capacity: 12,259
 Surface: FieldTurf Pro
 NCAA Affiliation: Division I FCS
 Conference: CAA Football Conference
 2006 Record: 3-8 (1-7 A-10)
 Ticket Information: (757) 221-3340
 Website: www.TribeAthletics.com

Flames' Quick Facts

Location: Lynchburg, Va.
 Founded: 1971
 Enrollment: 21,588
 Colors: Red, White and Blue
 Chancellor/President: Jerry Falwell, Jr.
 Athletics Director: Jeff Barber
 Stadium: Williams Stadium
 Capacity: 12,000
 Surface: FieldTurf
 NCAA Affiliation: Division I FCS
 Conference: Big South Conference
 2006 Record: 6-5 (2-2, BSC)
 Website: www.libertyflames.com
 SID: Todd Wetmore
 Office Phone: (434) 582-2292
 Email: twetmore@liberty.edu



Team Notes

A Win Over Liberty Would:

- Extend the Tribe's win streak in the series to four games (3-0).
- Snap the Tribe's four-game losing streak at Zable Stadium.
- Give W&M its second win in a Zable Stadium night game (1-4).
- Extend W&M's record against Big South teams to a perfect 9-0.
- Give the Tribe back-to-back wins for the first time since 2005.
- Extend W&M's winning streak in regular season non-conference games to six. The last regular season, non-conference loss at Zable Stadium came at the hands of Furman (52-6) in 1999.

Great Interest in Tribe Football

For the third consecutive season, the College established record sales for season tickets. Last season, the Tribe broke the 3,000 barrier for the first time and ended with over 3,100. This year, the College increased its season ticket base to 3,247. These numbers are made even more impressive when taken into prospective that coming into the 2004 season, the College had just under 2,000 season ticket holders.

Certainly, the addition of night football has helped the College at the turnstiles, as the team has averaged 11,203 fans (44,812) over the four regular season night contests it has played since installing the permanent lighting system in 2005, including attracting a near sell-out crowd of 11,639 for this season's home opener with Delaware. The figure of 11,203 represents just over 91 percent of Zable's capacity (12,259).

Overall, five of the last six home crowds have been over the five-figure mark with the lone exception being the 2006 season finale against Richmond, which drew 9,423.

Along with the increased interest among season ticket buyers, the student body showed in record numbers for the season opener with Delaware, as over 3,400 students came through the gates. The highest previous student figure the ticket office had on record was the 2,800-plus that paid its own way to the sold-out 2004 National Semifinal contest with James Madison.

Playing At Home and Early

The Liberty game marks the second of three early home games for the Tribe, as W&M will play three times at Zable Stadium prior to Oct. 1 for the second-straight season. Last year, the Tribe entertained three opponents in consecutive weeks in September, marking the first time since 1993 that W&M played three home games in the month of September.

Additionally, with the August opener against Delaware, and the bye week not occurring until Oct. 20, the Tribe will play five total games before Oct. 1. The last time W&M played as many games prior to Oct. 1 was in 1997.

Wave that Flag

After being flagged seven times for 67 yards in the season opener against Delaware, the Tribe returned to a more familiar form at VMI, as W&M did not commit a single infraction. The last time the Tribe was not penalized in a game was in 1995. Coincidentally, that flag-free afternoon also took place in Lexington, as the College defeated VMI, 27-7.

Tribe Trio Makes First Starts at VMI

Three Tribe players earned their first career starts on Saturday: seniors Graham Falbo (fullback) and Ryan Horvath (linebacker) and redshirt freshman wide receiver Cameron Dohse. Falbo and Horvath are each in their fifth seasons in the program and have worked their way from walk-ons to starters.

Falbo began his career as an offensive lineman before converting to fullback as a sophomore. He was on course to see significant playing time last season before a fall-camp knee injury cost him the season.

Horvath followed a similar path to the starting 11, as he came to campus as a linebacker, made a quick change to fullback as a sophomore, before returning to his current position in the spring of his junior year. The Midlothian, Va. native stepped into the starting line up against the Keydets to fill the void left when fellow senior, T.J. O'Neill, was unable to play due to illness. Horvath responded with a strong effort, collecting six tackles (three solo).

An injury also created an opportunity for Dohse, as he stepped into the starting role opposite Elliott Mack when junior D.J. McAulay was lost for the season (knee) in the week one loss to Delaware. McAulay is the second projected starting wide receiver to miss playing time for the Tribe this season, as veteran senior Nicholas (knee) has missed the first two contests of the season. He was a member of the travel party this weekend, but did not see game action.

One of the more interesting facts from Saturday's game with VMI is that the Tribe coaching staff managed to insert 56 of the 58 members of the travel party into game action.



Jake Phillips leads the CAA Football conference in passing efficiency (200.4) and is second in passing yards (337.5).

The Tribe in 2007

Overall:	1-1
At home:	0 - 1
Away:	1 - 0
On grass:	1 - 0
On turf:	0 - 0
At night:	0 - 1

CAA Football overall:	0 - 1
CAA Football home:	0 - 1
CAA Football road:	0 - 0

By Month:

August:	0 - 1
September:	1 - 0
October:	0 - 0
November:	0 - 0

When scoring first	0 - 1
When opponent scores first	1 - 0
When leading at half	1 - 0
When trailing at half	0 - 1
When tied at half	0 - 0
When leading after 3 qtrs	1 - 0
When trailing after 3 qtrs	0 - 1
When tied after 3 qtrs	0 - 0
When out-passing opponent	1 - 1
When out-rushing opponent	0 - 0
When out-gaining opp. (total off.)	1 - 1
When out-gained by opp.	0 - 0
When leading TOP	0 - 1
When trailing TOP	0 - 1
With an individual 100-yd rusher	1 - 0
With an individual 200-yd passer	1 - 1
With opponent 100-yd rusher	0 - 1
With opponent 200-yd passer	0 - 1
When leading turnover ratio	1 - 1
When trailing turnover ratio	0 - 0

Scouting 2007 Opponents This Week

DELAWARE (2-0, 1-0), vs. Rhode Island, 3:30 p.m.

Last Week: W, vs. Wester Chester, 41-14

VMI (1-1), at James Madison, 6 p.m.

Last Week: L, vs. William and Mary, 63-16

VIRGINIA TECH (1-1), vs. Ohio, 1:30 p.m.

Last Week: L, at LSU, 48-7

TOWSON (2-0), at Massachusetts, Noon

Last Week: W, at Morgan State, 28-21

VILLANOVA (1-1), vs. Maine, 6 p.m.

Last Week: W, at Lehigh, 30-20

MAINE (1-1), at Villanova, 6 p.m.

Last Week: L, at Connecticut, 38-0

MASSACHUSETTS (2-0), vs. Towson, Noon

Last Week: W, at Colgate, 35-17

HOFSTRA (1-0), at Albany, 6 p.m.

Last Week: W, vs. Furman, 32-17

JAMES MADISON (1-1, 1-0), vs. VMI, 6 p.m.

Last Week: W, vs. UNH, 41-24

RICHMOND (1-1, 1-0), OPEN

Last Week: W, at Northeastern, 49-14

Game Notes

CAA FOOTBALL CONFERENCE



Second True Freshman Sees Action

Due to depth issues along the Tribe's defensive front, true freshman Mike Stover saw his first game action against VMI. With the playing time, he joined Terrell Wells (cornerback) as members of the 2007 recruiting class to see the field.

Stover, who became the first Tribe true freshman defensive lineman to see game action since Brian Williamson in 2003, contributed three assisted tackles on the afternoon.

Offensive Notes

Offensive Awakening

Nine days after rolling up 542 total yards of offense and 24 of the team's 31 points, with no turnovers, in the season opener against Delaware, the unit was near flawless in putting together a 63-point performance in the win over VMI. The 542-yard effort stands as the most total yardage a William and Mary team has produced in a season opener during the 28-year Laycock era.

After yielding the first turnover of the season on the second snap of the game on a Jake Phillips' fumble, the Tribe attack was nearly unstoppable, amassing 524 yards of total offense and scoring touchdowns on nine of its 11 ensuing possessions. After the initial miscue, W&M ran a total of 34 offensive plays over its next seven possessions for the remainder of the first half and faced a third down situation just three times, converting twice. The team finished averaging nearly eight yards per play (7.7 yards on 68 plays).

The 63-point total is the most for any Laycock coached team and is the school's highest single-game performance since the 1932 season, when W&M hung a 77-0 defeat on Bridgewater College. The 46-point margin of victory is the biggest since the Tribe defeated another Big South Conference member, Liberty, 56-0 in 2005. W&M has scored 95 points and produced 1,066 yards of total offense over the first two games of the season. Currently, the College is leading the CAA in both scoring offense (47.0) and passing offense (354.0) and is second to Delaware in total offense (533.0).

One of the unit's goals of the offseason was to improve from a 2006 season which saw the offense produce uncharacteristically low numbers, as the team averaged 19 points and 339.4 yards per game. The team's opening two performances would rank as the second and third best efforts over the previous 22 games prior the 2007 season.

Just once prior to the start of 2007, dating back to the 2005 season opener, had the College recorded more total yardage, a 630-yard production in the win at Towson last season. In fact, last season the College reached the 400-yard mark of total offense just twice, which included a 472-yard effort vs. VMI.

Did You Know?

The Tribe offense has had 22 total possessions in the first two games and has produced points on 13 of those possessions with 12 touchdowns and one field goal.

A Healthy Dohse

As previously mentioned, redshirt freshman Cameron Dohse made his first career start at VMI. His steady play and sure hands allowed the Tribe passing attack to not skip a beat, as he brought down four spirals for a team-high 77 yards, including a 22-yard touchdown. He averaged 19.3 yards per reception and had a long of 28 yards. All four of his catches moved the chains for the College and several were of the acrobatic variety.

His play Saturday was a continuation of the productivity he showed throughout the spring and into the fall, especially in scrimmage situations. With the absence of McAulay, Dohse's continued improvements and contributions will be crucial to the team's success.

The Good Hands People

While on the subject of the Tribe's receiving corps, the unit came was one of the specific offensive areas challenged for improvement in the off-season. Despite the absence of projected senior starter Joe Nicholas, who has missed the first two games with an injured knee, and the loss of its fastest wide out (McAulay) for the season, the Tribe's receiving corps continues to make an early impact.

If you removed Joe Nicholas' team high 41 receptions for 597 yards and eight scores from last season's 11-game total, all the remaining receivers on the roster combined for 75 catches for 1,083 yards and five scores. Through just two games this season, the current receiving rotation has already amassed 28 catches for 480 yards and three scores. The expected injection of Nicholas back into the line up should further bolster what has already proven to be a productive unit.



Cameron Dohse had four catches for 77 yards and a touchdown in his first career start Saturday at VMI.

2007 CAA Football Standings

South	CAA	Overall	H	A
Delaware	1-0	2-0	1-0	1-0
Richmond	1-0	1-1	0-0	1-1
James Madison	1-0	1-1	1-0	0-1
Towson	0-0	2-0	1-0	1-0
Villanova	0-0	1-1	0-0	1-1
William and Mary	0-1	1-1	0-1	1-0

North	CAA	Overall	H	A
Massachusetts	0-0	2-0	1-0	1-0
Hofstra	0-0	1-0	1-0	0-0
Maine	0-0	1-1	1-0	0-1
Rhode Island	0-0	0-2	0-1	0-1
New Hampshire	0-1	0-1	0-0	0-1
Northeastern	0-1	0-2	0-1	0-1

Around CAA Football This Week

Saturday, Sept. 8	Time/TV
*Towson at Massachusetts	Noon/CN8
*Rhode Island at Delaware	3:30 p.m./CN8
*Maine at Villanova	6 p.m.
Northwestern State at Northeastern	12:30 p.m.
New Hampshire at Marshall	4:30 p.m.
VMI at James Madison	6 p.m.
Hofstra at Albany	6 p.m.
Liberty at William and Mary	7 p.m.

Last Week's CAA Football Results

*JMU 41, New Hampshire 24
 *Richmond 49, Northeastern 14
 William and Mary 63, VMI 16
 Army 14, Rhode Island 7 (OT)
 Delaware 41, West Chester 14
 Massachusetts 35, Colgate 17
 Villanova 30, Lehigh 20
 Hofstra 32, Furman 17
 Connecticut 38, Maine 0
 Towson 28, Morgan State 21

Last Week's CAA Football Players of the Week

Offense: Tim Hightower, Richmond, RB
 Defense: Justin Barnes, JMU, LB and
 Gian Villante, Hofstra, LB
 Special Teams: Rob Zarrili, Hofstra, PK
 Rookie: Phillip Thaxton, Delaware, RB



National Rankings

CAA Football in the National Polls

Sports Network (Sept. 10)	FCS Coaches (Sept. 10)
Massachusetts (3)	Massachusetts (2)
James Madison (9)	James Madison (7)
Delaware (10)	Delaware (11)
New Hampshire (12)	New Hampshire (12)
Hofstra (19)	Hofstra (20)
Towson (23)	

Sports Network FCS Top 25 - Sept. 10 Poll

Team (First Place Votes)	2006 Record	Final Rank
1. Appalachian State (77)	2-0	1
2. Montana	2-0	3
3. Massachusetts	2-0	2
4. Northern Iowa	2-0	8
5. North Dakota State	1-0	4
6. Youngstown State	1-1	6
7. Southern Illinois	2-0	11
8. McNeese State	1-0	7
9. James Madison	1-1	10
10. Delaware	2-0	13
11. Wofford	2-0	14
12. New Hampshire	0-1	5
13. Hampton	1-0	15
14. Eastern Illinois	1-1	12
15. Furman	1-1	9
16. Sam Houston State	2-0	16
17. Illinois State	1-1	17
18. Nicholls State	2-0	25
19. Hofstra	1-0	NR
20. Montana State	0-1	21
21. Yale	0-0	23
22. Western Illinois	1-1	24
23. Towson	2-0	NR
24. Delaware State	2-0	NR
25. Lafayette	2-0	NR

AFCA FCS Coaches Top 25 - Sept. 10

Team (First Place Votes)	Points	Last Week
1. Appalachian State (2-0) (28)	700	1
2. Massachusetts (2-0)	632	3
Montana (2-0)	632	2
4. North Dakota State (1-0)	593	4
5. Northern Iowa (2-0)	574	7
6. Southern Illinois (2-0)	522	10
7. James Madison (1-1)	518	11
Youngstown State (1-1)	518	8
9. McNeese State (1-0)	508	6
10. Wofford (2-0)	393	12
11. Delaware (2-0)	387	13
12. New Hampshire (0-1)	346	5
13. Hampton (1-0)	290	15
14. Sam Houston State (2-0)	288	16
15. Illinois State (1-1)	253	18
16. Furman (1-1)	216	9
17. Eastern Illinois (1-1)	205	14
18. Nicholls State (2-0)	195	25
19. Montana State (0-1)	162	20
20. Hofstra (1-0)	122	NR
21. Cal Poly (0-2)	107	17
Western Illinois (1-1)	107	23
23. Yale (0-0)	98	24
24. Delaware State (2-0)	91	NR
25. Alabama A&M (2-0)	70	NR

Phillips On Target

When it comes to hot starts, few can lay claim to being any more dialed in than junior quarterback Jake Phillips. One game removed from setting the school single-game passing record (433 yards) in the season opener against Delaware, Phillips came out against VMI and was razor sharp, completing 13 of his 15 attempts for 242 yards and three touchdowns in just one half of action.

The performance raised his quarterback efficiency rating to an eye-catching 200.36, as he has completed 39 of his 56 attempts (.696) for 675 yards and five touchdowns over the first two games of 2007.

The 200.36 QB rating currently leads the CAA and ranks third nationally, while his average of 337.5 passing yards per game ranks second in the league.

Phillips, who is coming off an '06 season that saw him battle injuries and inconsistency, has had complete command of the Tribe attack, as his two-game total of 675 yards is the most for a Tribe quarterback since former All-American Lang Campbell passed for 746 in consecutive games (378 vs. Northeastern, 368 vs. Liberty) during his Payton Award winning 2004 campaign. The Warm Springs, Va. native has already equaled his entire touchdown production of a year ago with five passing and one rushing.

3,000 and Counting

With the 242-yard effort vs. VMI, Phillips pushed his career total to 3,002 passing yards and sits just 86 away from breaking into the College's all-time top 10. Dave Murphy, 1980-83, currently holds the 10th position in the Tribe's record books with 3,087 yards.

Down Field

What makes Phillips' early season surge even more impressive is the fact he is completing nearly 70 percent of his passes while still averaging more than 17 yards per completion. On the year, 16 of his 39 completions have gone for 20 yards, or more.

Close, but not Quite

In case you were wondering, as impressive as Phillips' 242 passing yards and three touchdowns were for one half's worth of work, it stands as only his second-best career single-half effort. Phillips threw for 256 yards and four scores in just over a quarter of action in leading the Tribe to the improbable 21-point, fourth quarter comeback at Northeastern in 2005. That afternoon, he came in right at the start of the fourth quarter, with the College trailing 31-10 and led the team to a 44-41 double overtime win.

Ground Gains

Traditionally, much of the attention the Tribe offense receives is centered on its intricate passing attack. But, as the old football adage goes, you've got to run the ball to win and run the Tribe did against VMI, as the College racked up an impressive 281 yards on the ground, averaging 5.3 yards per carry over 47 attempts.

The last time the Tribe rushed for more yards in game was the 56-0 win over Liberty in 2005. That afternoon saw the Tribe roll to 335 yards on 64 carries (5.2 yards/attempt).

Through the first two games, W&M has rushed a total of 80 times for 358 yards, averaging 4.5 yards per carry and 179.0 yards rushing per game with and seven touchdowns. Last season, the College scored a total of just 11 rushing touchdowns.

Did You Know? II

Since joining the league in 1993, the College has rushed for 200, or more, yards 46 times in 163 total games. The Tribe's record in those contests is a gaudy 45-1, with its only loss coming during the 2001 season, when it fell 34-31 at Rhode Island.

Odds and Ends

Speaking of the rushing game, the Tribe tailback tandem of DeBrian Holmes and Courtland Marriner each turned in notable performances vs. the Keydets.

Holmes, who is in his first season as the starting tailback, had 42 yards on just nine carries. Included on his afternoon was a career high three rushing touchdowns. In fact, the three rushing tallies surpassed his entire career total (two) entering the game. Through two games, Holmes has rushed 26 times for 95 yards.

Marriner ended the game with 107 rushing yards on just 13 carries, an average of 8.2 yards per attempt. His performance made him the first redshirt freshman to rush for over 100-yards since Delmus Coley turned the trick four-straight games during the 2003 season.

Game Notes



Great Ending

The coaching staff has made a point of concentrating some schemes that take more advantage of the impressive physical skills that 6-7, 250-plus pound tight end Andrew Atchison brings to the table, especially in the passing game. The plan was made a reality in the season opener vs. Delaware, as the senior from Charlottesville was one of the team's most effective offensive weapons. He brought down six passes for 139 receiving yards, including a 50-yard touchdown catch and run. Atchison's 139-yard effort stands as the best single-game performance for a Tribe tight end since Glenn Bodnar set the school's position record with a 183-yard performance vs. Colgate in 1983. Atchison's six-receptions against the Blue Hens are the most for a Tribe tight end since the 1999 season, when current Denver Bronco, Mike Leach, brought down seven spirals for 64 yards in a 30-20 loss to James Madison.

While Atchison saw just a half of action at VMI, and was mainly used in the running game blocking, he did record one reception for a 2-yard touchdown.

With Atchison mainly on the bench in the second half, sophomore tight end Rob Varno stepped up and made the most of the opportunity. He recorded his first two career catches for 53 yards. His first career reception came in the second quarter and went for 32 yards and helped set up a short touchdown run by Holmes.

Did You Know? III

With two catches for 46 yards against VMI, sophomore wide out R.J. Archer extended his streak of consecutive games with at least one catch to 13 (every career appearance). He has caught at least two passes in his last nine-straight games and is currently tied for second on the team with seven receptions for 104 yards.

Defensive Notes

Solid Performance at VMI For Young Defensive

After a tough start to the season against Delaware, the Tribe defensive showed a number of positives in the victory over VMI Saturday. Facing the Keydets' option-heavy ground attack, the Tribe forced a pair of turnovers, limited VMI to just two third-down conversions and recorded a pair of sacks and seven total tackles for loss. Additionally, the Tribe defense created two more turnovers on downs and allowed VMI to enter the red zone only twice. With VMI only attempting five passes on the afternoon, the Tribe handled the rushing attack well in limiting the Keydets to 249 yards rushing and 271 total yards overall.

Third Down Success Against VMI

One of the key's to the Tribe's success on Saturday against VMI was the defense's ability to come up with big third-down stops. VMI was just 2-for-12 on third down conversions against the Tribe, a huge improvement over Delaware's success rate of 70% (7-10) against W&M in the season opener. The Tribe forced VMI into three three-and-out series, and the unit also did not allow a first down on another Keydet possession, which ended in a fumble recovery for W&M.

Youth Movement on Defense

A look at the Tribe's roster reveals only three seniors on the defensive side of the ball, while a glance at the two deep shows eight redshirt or true freshman and an additional eight redshirt or true sophomores. This season in just two games, four defensive players have made their first career start, while an additional 10 have seen the playing field for the first time. Six sophomores have started both games, and the 10 players to see their first collegiate snaps this season are redshirt freshmen Evan Francks (LB), Michael Alvarado (DB), Bryan Jean-Pierre (DL), Derek Toon (DL), Carl Watts (DL), Nick Dewispeleare (LB), Wes Steinman (LB) and Ben Cottingham (DB) and true freshmen Terrell Wells (DB) and Michael Stover (DL).

And, a number of the youngsters have made key contributions in the first two games. Dewispeleare collected eight total tackles in his first appearance, which came Saturday at VMI. Francks, who has seen action in both games, recorded five total tackles at VMI, including his first-career sack. Stover made his debut at VMI and collected three tackles, while Wells had one of the defensive highlights of the opener against Delaware, scoring on a 28-yard fumble recovery in the fourth quarter.

Safeties Step Up at VMI

The Tribe's two starting safeties, David Caldwell (Strong) and Robert Livingston (Free), each turned in strong performances at VMI. Caldwell made his second start at the position and recorded a career-high 15 total tackles, including 1.5 for loss, surpassing his previous career mark of 10 set last year against Richmond. Caldwell's 15 stops were the highest single-game tackle total since former safety James Miller ('06) recorded 16 at Villanova in 2005. Livingston tallied nine tackles against VMI, narrowly missing a second-straight double-digit tackle game after making 10 stops in the opener against Delaware. On the strength of Saturday's efforts, Caldwell leads the squad with 20 stops, and Livingston is tied for second with 19 tackles. Caldwell is also ninth in the CAA in tackles per game (10.0), while Livingston is just outside the top 10 at 11th (9.5). Caldwell also forced a fumble against the Keydets and broke up a pass. Livingston was one of three defenders with double-digit tackles against Delaware, finishing with 10.

Tribe Record Watch

Touchdown Receptions

1. Rich Musinski, 2000-03	31
2. Dave Conklin, 1996-99	27
3. Harry Mehre, 1985-88	26
4. Mike Tomlin, 19991-94	20
5. Joe Nicholas, 2004- Chris Rosier, 1997-2000	19
7. Vito Ragazzo, 1948-50	18
8. Josh Whipple, 1994-96	17
9. Dominique Thompson, 2001-04	16
10. Kurt Wrigley, 1980-82	15

Receptions

1. Rich Musinski, 2000-03	223
2. Dave Conklin, 1996-99	190
3. Jeff Sanders, 1981-84	175
4. Chris Rosier, 1997-00	174
5. Michael Clemons, 1983-86	172
6. Harry Mehre, 1985-88	161
7. Joe Nicholas, 2004	159
8. Glenn Bodnar, 1982-84	145
9. Kurt Wrigley, 1980-82	141
10. Terry Hammons, 1991, 1993-95 Corey Ludwig, 1990-93	140

Receiving Yards

1. Rich Musinski, 2000- 03	4168
2. Dave Conklin, 1996-99	3269
3. Chris Rosier, 1997-00	2884
4. Harry Mehre, 1985-88	2748
5. Jeff Sanders, 1981-84	2352
6. Corey Ludwig, 1990-93	2349
7. Terry Hammons, 1991, 1993-95	2134
8. Joe Nicholas, 2004-	2127
9. Dominique Thompson, 2001-2004	2123
10. Mike Tomlin, 1991-94	2054

Career 100-Yard Receiving Games

1. Rich Musinski, 1999-2003	21
2. David Conklin, 1995-1999	12
3. Chris Rosier, 1996-2000 Mark Compher, 1987-1990	8
5. Joe Nicholas, 2004- Josh Whipple, 1992-1996	7

Tribe Record Watch

Passing Yards

1. Dave Corley, Jr., 1999-02	9805
2. Stan Yagiello, 1981-85	8249
3. Mike Cook, 1995-98	7295
4. Chris Hakel, 1988-91	7025
5. Lang Campbell, 2001-2004	6494
6. Shawn Knight, 1991-94	5705
7. Chris Garrity, 1979-81	4536
8. Tom Rozantz, 1975-78	4019
9. Dan Darragh, 1965-67	3361
10. Dave Murphy, 1980-83	3087
<i>Jake Phillips, 2005-</i>	<i>3,002</i>

Total Offense

1. Dave Corley, Jr., 1999-02	10948
2. Stan Yagiello, 1981-85	8168
3. Mike Cook, 1995-98	7245
4. Lang Campbell, 2001-2004	7149
5. Chris Hakel, 1988-91	7058
6. Shawn Knight, 1991-94	6408
7. Tom Rozantz, 1975-78	5385
8. Bill Deery, 1972-74	4589
9. Chris Garrity, 1979-81	4320
10. Derek Fitzgerald, 1992-95	3749
<i>Jake Phillips, 2005-</i>	<i>3277</i>

Passing Attempts

1. Stan Yagiello, 1981-85	1246
2. Dave Corley, Jr., 1999-02	1168
3. Chris Garrity, 1979-81	913
4. Mike Cook, 1995-98	872
5. Chris Hakel, 1988-91	869
6. Lang Campbell, 2001-2004	763
7. Tom Rozantz, 1975-78	696
8. Shawn Knight, 1991-94	580
9. Dan Darragh, 1965-67	535
10. Dave Murphy, 1980-83	481
<i>Jake Phillips, 2005-</i>	<i>387</i>

Pass Completions

1. Stan Yagiello, 1981-85	737
2. Dave Corley, Jr., 1999-02	676
3. Mike Cook, 1995-98	540
4. Chris Hakel, 1988-91	523
5. Lang Campbell, 2001-2004	495
6. Chris Garrity, 1979-81	407
7. Shawn Knight, 1991-94	380
8. Tom Rozantz, 1975-78	315
9. Dave Murphy, 1980-83	288
10. Dan Darragh, 1965-67	268
<i>Jake Phillips, 2005-</i>	<i>232</i>

Herbert Records Third Career Blocked Kick

Sophomore defensive end C.J. Herbert has already demonstrated an impressive proficiency in blocking placement kicks during his young career, picking up his third career blocked kick in the win over VMI. Herbert blocked an extra point try in the second half. Last year, Herbert blocked two placement kicks, including a key extra point attempt in the one-point win at Liberty.

Right Place, Right Time For Rutter

Junior linebacker Josh Rutter turned in another solid effort in his second game back, recording eight tackles and recovering a pair of VMI fumbles. The two fumble recoveries are the top mark in the CAA through two weeks. Rutter returned to the field against Delaware for the first time since missing the final eight games of 2006 with a knee injury. Against the Blue Hens, Rutter collected 11 total tackles and showed the hard hitting, play-making ability that enabled him to lead all league freshmen in tackles as a redshirt rookie in 2005 with 109.

Through two games, Rutter is tied with teammate Robert Livingston for 11th in the CAA in tackles per game (9.5).

Horvath Starts Senior Season Strong

Senior linebacker Ryan Horvath challenged for a starting role through fall camp and his performance in the first two games has been impressive. Horvath started Saturday's game at VMI after T.J. O'Neill was unable to play.


Against VMI, the senior contributed to overall solid defensive effort with six total tackles, including three unassisted stops against the Keydets' option attack. Horvath, who has primarily seen playing time on special teams the past two seasons, also recorded six total tackles against Delaware in the opener, including four unassisted, with one emphatic stop behind the line of scrimmage. He also forced the fourth-quarter fumble that was recovered and returned for a touchdown by freshman Terrell Wells.

Pigram Tops in Tackles vs. Delaware

Junior linebacker Michael Pigram collected a game-high 13 total tackles in the loss to Delaware. Pigram, who started all 11 games at outside linebacker last season as a true sophomore, started the 2007 campaign strong with five solo tackles, including an unassisted tackle for loss. After collecting 14 tackles and a fumble recovery as a true freshman in 2005, Pigram was third on the team last year with 69 total stops, including 38 unassisted tackles and 4.5 stops behind the line of scrimmage. The hard-hitting backer also led the team with three forced fumbles in 2006.

Tribe Quick Hitters

- Sophomore David Caldwell collected a career-high 15 tackles in the win over VMI, surpassing his previous career-mark of 10 set in last year's season finale against Richmond.
- Redshirt freshmen Nick Dewispeleare, Wes Steinman and Ben Cottingham and true freshman Michael Stover all made their collegiate debuts at VMI. Dewispeleare recorded eight tackles, including five unassisted.
- After connecting on his first career field goal attempt vs. Delaware, a 20-yarder, in the season opener, sophomore kicker Brian Pate set a single-game school record with nine successful point-after tries against VMI. Pate 13-for-13 on PATs through two games.
- Redshirt freshman David Miller punted only one time on Saturday at VMI, recording a 42-yarder. Miller's season average, on three attempts, is 42.0 and would be fourth in the CAA, though the rookie does not have enough attempts to qualify for the league rankings.
- Quarterback Jake Phillips set single-game records for passing yards (433) and total offense (462) against Delaware, surpassing the previous records of 426 passing yards and 454 yards of total offense held by David Corley in the same game against Northeastern in 2000.
- Wide receiver D.J. McAulay and tight end Drew Atchison each recorded career highs in receiving yards with 162 and 139, respectively, in the season opening loss to Delaware.
- True freshman Terrell Wells returned a fumble 28-yards for a touchdown in his collegiate debut, becoming the first Tribe true freshman to score a touchdown since Troy Keen in 1992.



David Caldwell recorded a career-high 15 total tackles, including 1.5 tackles for loss, against VMI.

Head Coach Jimmye Laycock



William and Mary Head Coach Jimmye Laycock

28th Season

Career Record: 179-128-2 (.583)

Comments From Monday's CAA Football Coaches Conference Call:

Coming off a very big win, 63-16 over VMI last weekend, can you talk about the success your team had in Lexington?:

A: Well, we got off to a shaky start, fumbling on the second play from scrimmage [on own 34 yard line]. But, our defense did a heck of a job holding VMI to a field goal and from then on, I thought we executed very well offensively and were very efficient. Jake Phillips had a fine game. He was very much on target throwing the ball. I thought we executed well. In the second quarter, we got some breaks and good field position and we were able to take advantage of it. In the second half, we got to play a lot of people and it turned out to be a pretty good day. I think that VMI team is much better than what the score would

indicate.

What did you see better defensively from week one to week two, besides fewer points?:

A: I think we ran to the ball better, that's a very basic thing on defense. You can't just depend on one guy to make the play, and I thought we improved in that area. We had some miscues with defending the option, which is understandable because it's a hard offense to get ready for in a week. The point the staff made to the defense was that we needed to get around to the ball more and run better, and I thought we did a nice job.

Talk about the difference with junior quarterback Jake Phillips between this year and last?:

A: Well for one thing, we're catching the ball better. Past that, Jake is improving with his decision making, he's throwing the ball on time and he can anticipate things better through experience. He's playing with a lot of confidence. He was 13 for 15 on Saturday [for 242 yards and three TDs] and one of his incompletions was an out and out drop, and the other one was a bad call on my part. He played really, really well and he had good help around him. Our offensive line is doing okay protecting and, like I said, the guys are catching the ball. Again, specifically, I think it's a matter of him playing with confidence and making good decisions and anticipating things and going ahead and not waiting for a receiver to come wide open or hoping that he'll come wide open. He is using his experience and putting the ball where [the receiver] is going to be and he is putting it in there accurately.

It looks like [redshirt freshman] Cameron Dohse really stepped up for you Saturday [with four receptions for 77 yards and one TD]. What makes him a good receiver?:

A. Well he's a tough, competitive young man. He's really worked at learning the offense, and he's still working at that part. But he's competitive, he works hard at practice, and I think he's got good ability and if you take good ability and you work hard at practice you've got a chance to get better and that's what he's done.

How is [senior wide out] Joe Nicholas coming along [with making his return from a preseason knee injury]?:

A: Joe is coming along well. We're going to practice [Monday] and see how it goes. If it that goes well, we'll practice him again [Tuesday] and see how that goes. If all that goes well, maybe he'll be ready to play some this weekend.

What do you expect from Liberty's run game this weekend with getting Rashad Jennings back? With Zach Terrell, they've got that one-two punch going again.:

A: Yeah, we had a heck of a time last year trying to slow them down and they look to be even better this year. And with Jennings back in, he's a heck of a back. Again, we had our difficulties in that first game against Delaware trying to slow down the running game and that's going to be a big challenge for our defense this week.

How much have you been able to tell just from watching the first few films with Liberty, how much they've improved or how much different they are as a team than last year?:

A: They look to be faster, they look to be stronger, and they seem to be executing better than they did last year. They're a very good football team from what I've seen. They look to be very good.

Is it difficult to switch gears and go from the VMI option to what Liberty runs on offense in preparing your defense?:

A: Well not so far as the recognition part, but the technique part and being able to handle the physical nature of the Liberty offense and its speed. Schemes are one thing, but the personnel is what makes the schemes very good and they've got very good personnel. They have good players on the offensive line and at running back, plus they have outstanding speed at the wide receiver position. It's a talented group from what we've seen and we're going to have our work cut out for us defensively, we really are.

Was it helpful to get a lot of numbers in and players in last week? Did it give you a little confidence in giving them some experience? :

A: Well it helped for morale. These guys have been practicing all pre-season and the payoff is when you get to play in a game. And these guys were excited about getting in and playing and you never know which one of those may have to step up and play a much more significant role as the season goes on.

Is R.J. Archer going to stay at wide receiver now or does his situation depend on Joe Nicholas coming back?:

A: He is going to stay a wide receiver. He has played very well in there and with Jake and [senior quarterback] Mike Potts playing very well, he would not get on the field as quarterback right now. He's a competitive young man who wants to play ball. I think we can say that one of the reasons that Jake is playing so well right now is because of R.J. and Mike Potts, because of the competition they've had [through the spring and fall]. I think that was a big factor in Jake's improvement. They've all improved, they boost each other and I think that's why our quarterback play is at a higher level right now than last year.

You mentioned Mike Potts, and he did get a little bit of action in last week's game, can you grade his performance?:

A: Mike played very well. He played the entire second half and did very well. We didn't throw much, I think it was five for six and the only one that was incomplete was caught just barely out of bounds. He ran the offense and handled things very well out there. He wasn't really put in a situation where he had to make a lot of things in a throwing game because we kept it pretty basic during the second half.

Can you talk a little bit about the running game? [Redshirt freshman] Courtland Marriner went over 100 yards for the afternoon.:

A: Courtland had a great game. He is a very quick back and he made some plays just on his quickness and speed alone. I think he played well. I also thought [junior tailback] DeBrian Holmes played well, and I thought [senior tailback] Viola played well.

The Laycock File

Hometown: Hamilton, VA

Alma Mater: William and Mary (1970)

Graduate Degree: Clemson (1972)

Winningest Active NCAA FCS Coaches

(By Victories - Through 9/9/07)

1. Mike Kelly (Dayton, 26 seasons)	237
2. Bob Ford (Albany, 38)	218
3. Joe Taylor (Hampton, 24)	192
4. Al Bagnoli (Penn, 25)	190
5. Jerry Moore (Appalachian State, 25)	183
6. Walt Hameline (Wagner, 26)	180
7. Jimmye Laycock (W&M, 27)	179
8. Rob Ash (Drake, 27)	178
9. Andy Talley (Villanova, 27)	176
10. Pete Richardson (Southern, 19)	158

Division I Coaches Most Years at Current Schools

1. Joe Paterno (Penn State, 1966-2006)	42
2. Bob Ford (Albany, 1973-2006)	35
3. Bobby Bowden (Florida State, 1976-2006)	32
4. Jimmye Laycock (W&M, 1980-2006)	28

Career CAA Football Coaching Victories

1. Bill Bowes (UNH, 1972-98)	97
2. "Tubby" Raymond (UD, 1966-01)	89
3. Andy Talley* (VU, 1985-)	88
4. Jimmye Laycock* (W&M, 1993-)	69
5. Jim Reid (UMass, 1986-91, UR, 95-03)	61

Laycock in the NCAA Playoffs

Year	Round	Opponent, Result
1986	First Round	Delaware, 17-51 (L)
1989	First Round	Furman, 10-24 (L)
1990	First Round	Massachusetts, 38-0 (W)
	Quarterfinals	Central Florida, 38-52 (L)
1993	First Round	McNeese State, 28-34 (L)
1996	First Round	Jackson State, 45-6 (W)
	Quarterfinals	Northern Iowa, 35-38 (L)
2001	First Round	Appalachian State, 27-40 (L)
2004	First Round	Hampton, 42-35 (W)
	Quarterfinals	Delaware, 44-38, 2 OT (W)
	Semifinals	James Madison, 34-48 (L)

Laycock vs. CAA Football

Team	W	L	T
Delaware	11	17	0
Hofstra	2	2	0
James Madison	12	15	0
Maine	5	2	0
Massachusetts	4	6	0
New Hampshire	9	2	0
Northeastern	10	2	0
Rhode Island	9	2	0
Richmond	19	8	0
Towson	4	0	0
Villanova	9	7	1



Ryan Horvath, Senior, Linebacker

Where are you from?:

A: I'm from Richmond, Va. I was born in Chicago, and I've also lived in Princeton, N.J., before moving [to Richmond] in 1993.

Being from so nearby, was playing at William and Mary a goal of yours coming out of high school?:

A: Definitely, everyone from my high school knew the status of William and Mary as both an excellent school and a very good football program. You know, when I tell people I go to William and Mary, I'm still a little amazed by it myself.

You came to the program as a priority walk on and had to work extremely hard for everything you've achieved. How did it feel to get your first start last Saturday vs. VMI?:

A: It felt great. I've been bouncing from offense back to defense and to finally get that start felt great. I started out a linebacker, and at the start of the first spring moved to fullback, and then back to linebacker.

Did you ever question whether or not you would get your chance to play?:

A: I've been working hard and hoping the day would come. I was excited to get the chance to contribute. Getting the starting job was just a bonus.

What is your major?:

A: Finance

Do you have post-graduation plans?:

A: Not as of now. I did an internship with a mortgage company in Richmond this summer, and I'm going to and expand my experience this coming summer. Probably my ultimate goal is to move to Charlotte, N.C.

Why Charlotte? Are you a NASCAR fan?:

A: No, (laughing) not at all. I've enjoyed visiting the area a bunch of times, and it's a place where there is a lot of opportunity in finance.

What has been your hardest class here?:

A: That would probably be a toss up between a Finance class called Money and Debt and a class called Roman Civilization.

Roman Civilization, what prompted you to take the course?:

A: Well it was recommended to me, but it turned out to be something a lot harder than I thought.

Did you learn anything interesting?:

A: Yeah, not to take a Classical Civ. class again.

What has been one class you enjoyed while here?:

A: Intro to Marketing. My professor (Herbst) went to Wake Forest and he always took the time to talk with me about what was going on in the sporting world. You could tell that he loved his job, loved marketing, loved teaching, and it made it a worthwhile class.

Who do you live with?:

A: [Senior WR] Joe Nicholas, [senior fullback] Matt Otey, [senior quarterback] Mike Potts, [former defensive back] David Page, [senior offensive tackle] Brad Stewart, and [senior fullback] Graham Falbo.

If you could compare your house to a TV show or movie, what would it be?:

A: I'd say a movie . . . It's pretty funny living there. Animal House maybe, but it's not as crazy.

How long have you all been living together?:

A: We basically lived with, or very near, to each other since our sophomore year.

What would be one of the funniest moments all together?:

A: Well we are always playing jokes on each other, I can't just pinpoint one time.

Who is the best as playing pranks?:

A: Well I consider myself one of the better ones, I'm more consistent, Fablo is pretty good, as well.

Do you all have any sort of competitive household activity?:

A: Yes, there is lot of Halo being played. Halo is a touchy subject . . . We really get into it. It gets pretty heated at times.

Who does the most cleaning?:

A: Everyone helps out a little bit, but Falbo is probably the biggest cleaner. Potts definitely does the least cleaning. I don't know how he gets by without cleaning, but he doesn't do anything (laughing).

What was the hardest summer job you ever had?:

A: I had to work a summer camp once. I got set up with it, but they didn't tell me it was with four and five year olds. That was the toughest; it was a couple weeks long. They were running around the whole time while I tried to teach them, it was like herding cats.

What was the best summer job you ever ad?:

A: Lifeguarding. I did that for a summer and it was definitely the easiest.

Did you ever save anyone?:

A: Actually yeah, actually like once or twice a week. Kids would go down the water slide who couldn't swim and I'd have to jump in after them. I never had to use CPR or anything, though.



Tribe Alphabetical Roster



No.	Name	Pos.	Elg.	Ht.	Wt.	Hometown	High/Prep School
41	Alexander, Sheldon	LB	So. (R)	6-1	217	Gordonsville, Va.	Woodberry Forest
65	Allison, Kyle	DL	Fr. (R)	6-2	297	Burke, Va.	Lake Braddock Secondary
26	Alvarado, Michael	DB	Fr. (R)	6-0	198	Gaithersburg, Md.	Gaithersburg
16	Archer, R.J.	QB	So. (R)	6-2	222	Earlsville, Va.	Albemarle
86	Atchison, Andrew	TE	Sr.	6-7	250	Charlottesville, Va.	Albemarle
31	Boykin, Obie	WR	Jr. (R)	6-3	212	Williamsburg, Va.	Surry County
90	Brooks, Sean	DL	Jr. (R)	6-4	220	Poquoson, Va.	Poquoson
6	Caldwell, David	DB	So.	5-11	205	Montclair, N.J.	Lawrenceville School
7	Callahan, Mike	QB	Fr. (R)	5-11	195	Mountville, Pa.	Hempfield
67	Cochran, Brent	OL	Sr. (R)	6-5	306	Reston, Va.	South Lakes
88	Conyers, Terreon	WR	Fr. (R)	5-11	173	Norfolk, Va.	Booker T. Washington
24	Cottingham, Ben	DB	Fr. (R)	5-9	162	Abingdon, Md.	Edgewood
37	Cox, Derek	DB	Jr. (R)	6-1	193	Greenville, N.C.	J.H. Rose
32	Degnan, Dustin	FB	Fr.	6-0	235	Earlsville, Va.	Albemarle
54	Dewispelaere, Nick	LB	Fr. (R)	6-0	215	Virginia Beach, Va.	Floyd Kellam
3	Dill, Marshall	WR	Fr. (R)	5-10	186	Woodbridge, Va.	C.D. Hylton
81	Dohse, Cameron	WR	Fr. (R)	6-0	186	Clifton, Va.	Centreville
57	Donker, Dan	OL	Fr.	6-3	285	Gibbsboro, N.J.	Eastern
36	Downey, Nick	DB	Fr.	5-10	175	Lancaster, Pa.	Lancaster Catholic
45	Falbo, Graham	FB	Sr. (R)	6-0	235	Centreville, Va.	Westfield
13	Francks, Evan	LB	Fr. (R)	5-11	210	Medford, N.J.	Shawnee
79	Grant, Michael	OL	Jr. (R)	6-5	300	Wrightstown, N.J.	Notre Dame
55	Hally, Zach	DE	Fr.	6-3	235	Herndon, Va.	Chantilly
9	Harris, Max	DB	So.	5-10	189	Marietta, Ga.	Sprayberry
95	Herbert, C.J.	DL	So. (R)	6-3	262	Germantown, Md.	Northwest
91	Hidalgo-Nice, Mitchell	DL	Fr.	6-2	215	Banks, Ore.	Banks
15	Hill, Chase	WR	Fr. (R)	6-2	195	Virginia Beach, Va.	Princess Anne
63	Hill, Keith	OL	Fr. (R)	6-4	312	Hamilton Square, N.J.	Lawrenceville School
83	Hissong, Gareth	TE	Fr. (R)	6-3	255	Hanover, Pa.	Delone Catholic
53	Hiteshew, Luke	OL	Jr. (R)	6-1	290	Baltimore, Md.	Mount St. Joseph
43	Hobson, Jimmy	FB	Fr. (R)	5-11	218	Cincinnati, Ohio	St. Xavier
8	Holmes, DeBrian	RB	Jr. (R)	5-9	190	Fort Eustis, Va.	Woodside
35	Horvath, Ryan	LB	Sr. (R)	6-1	225	Midlothian, Va.	Midlothian
22	Houff, David	DB	Jr. (R)	6-1	200	Blacksburg, Va.	Blacksburg
52	Hyde, Marcus	LB	Fr.	6-3	225	Manassas, Va.	Osborn
58	Jean-Pierre, Bryan	DL	Fr. (R)	6-3	245	Doralville, Ga.	Dunwoody
42	Johnson, Fred	DB	So. (R)	6-1	195	Richmond, Va.	St. Christopher's
92	Jones, Ryan	DL	Sr. (R)	6-3	258	Blacksburg, Va.	Blacksburg
51	Kelley, Tim	OL	Sr.	6-2	300	Pataskala, Ohio	Watkins Memorial/Air Force
93	Lissemore, Sean	DL	So. (R)	6-4	271	Dumont, N.J.	Dumont
17	Livingston, Robert	DB	So. (R)	6-3	220	Hendersonville, N.C.	The Hun School/WMU
2	Mack, Elliott	WR	Jr. (R)	6-0	200	Irrington, N.J.	Delbarton
19	Mangas, D.J.	QB	Fr.	6-1	185	Chantilly, Va.	Paul VI
77	Marcey, Jake	OL	Fr.	6-4	280	Gainesville, Va.	Woodberry Forest
25	Marriner, Courtland	RB	Fr. (R)	5-9	181	Chesapeake, Va.	Western Branch
4	McAulay, D.J.	WR	Jr.	5-11	189	New Haven, Conn.	Westminster School
62	McCutcheon, Thomas	OL	So. (R)	6-5	318	Chesapeake, Va.	Deep Creek
87	Miller, David	K/P	Fr. (R)	6-0	177	Centreville, Va.	Westfield
73	Miller, Tyler	OL	Fr. (R)	6-3	293	Virginia Beach, Va.	Floyd Kellam
82	Muro, Evan	TE	Jr. (R)	6-6	242	Newport News, Va.	Warwick
56	Muse, C.J.	OL	So. (R)	6-4	310	Lexington, S.C.	Lexington
29	Neal, James	DB	Fr.	5-9	180	Baltimore, Md.	Salisbury School (Mass.)
47	Newby, Mario	DB	Fr. (R)	6-0	190	Dendron, Va.	Surry County
27	Nicholas, Joe	WR	Sr. (R)	6-3	215	Sugarloaf, Pa.	Hazleton Area
30	Nickerson, Matt	RB	So. (R)	5-9	191	Fairfax Station, Va.	Woodson
75	O'Brien, Eric	OL	Jr. (R)	6-1	262	Abbottstown, Pa.	Delone Catholic
31a	O'Connor, Jake	RB/DB	Fr.	6-0	185	Richmond, Va.	Douglas Freeman
72	Oliver, Justin	OL	Sr. (R)	6-4	286	Fairfield, Pa.	Gettysburg
39	O'Neill, T.J.	LB	Sr. (R)	6-1	231	Duxbury, Mass.	Tabor Academy
46	Otey, Matt	FB	Sr. (R)	5-11	231	Hershey, Pa.	Hershey

Roster By Position

Quarterbacks (6)

16	Archer, R.J.	So.	6-2	222
7	Callahan, Mike	RF	5-11	195
19	Mangas, D.J.	Fr.	6-1	185
11	Phillips, Jake	Jr.	6-3	219
10	Potts, Michael	Sr.	6-4	226
18	Schmand, Terrance	Fr.	6-3	205

Tailbacks (7)

8	Holmes, DeBrian	Jr.	5-9	190
25	Marriner, Courtland	RF	5-9	181
30	Nickerson, Matt	So.	5-9	191
38	Riggins, Terrence	Fr.	6-1	215
33	Schonder, Thomas	RF	5-11	186
5	Viola, Tony	Sr.	6-1	216
28	Woolfolk, Ryan	Fr.	5-11	185

Fullbacks (4)

32	Degnan, Dustin	Fr.	6-0	235
45	Falbo, Graham	Sr.	6-0	235
43	Hobson, Jimmy	RF	5-11	218
46	Otey, Matt	Sr.	5-11	231

Tight Ends (4)

86	Atchison, Drew	Sr.	6-7	250
83	Hissong, Gareth	RF	6-3	255
82	Muro, Evan	Jr.	6-6	242
98	Varno, Rob	So.	6-5	218

Wide Receivers (9)

31	Boykin, Obie	Jr.	6-3	212
88	Conyers, Terreon	RF	5-11	173
3	Dill, Marshall	RF	5-10	186
81	Dohse, Cameron	RF	6-0	186
15	Hill, Chase	RF	6-2	195
2	Mack, Elliott	Jr.	6-0	200
4	McAulay, D.J.	So.	5-11	189
27	Nicholas, Joe	Jr.	6-3	215
89	Robertson, Eric	RF	6-2	190

Offensive Line (17)

67	Cochran, Brent	Sr.	6-5	306
57	Donker, Dan	Fr.	6-3	285
79	Grant, Michael	Jr.	6-5	300
63	Hill, Keith	RF	6-4	312
53	Hiteshew, Luke	Jr.	6-1	290
51	Kelley, Tim	Sr.	6-2	300
77	Marcey, Jake	Fr.	6-4	280
62	McCutcheon, T.	So.	6-5	318
73	Miller, Tyler	RF	6-3	293
56	Muse, C.J.	So.	6-4	310
75	O'Brien, Eric	Jr.	6-1	262
72	Oliver, Justin	Sr.	6-4	286
76	Raxter, Josh	RF	6-6	272
64	Ryan, Daniel	Fr.	6-4	270
60	Schrift, Mike	Fr.	6-2	260
71	Stewart, Brad	Sr.	6-3	287
78	Sutton, Chris	Fr.	6-2	267



Tribe Football Rosters

No.	Name	Pos.	Elg.	Ht.	Wt.	Hometown	High School	Defensive Line (15)				
68	Pagliari, James	DE	Fr.	6-3	240	Schnecksville, Pa.	Parkland	65	Allison, Kyle	RF	6-2	297
80	Pate, Brian	K	So. (R)	5-9	175	Fredericksburg, Va.	Massaponax	90	Brooks, Sean	Jr.	6-4	220
11	Phillips, Jake	QB	Jr. (R)	6-3	219	Warm Springs, Va.	Bath County	95	Herbert, C.J.	So.	6-3	262
21	Pigram, Michael	LB	Jr.	5-10	220	Hopewell, Va.	Hopewell	91	Hidalgo-Nice, Mitch	Fr.	6-2	215
10	Potts, Michael	QB	Sr. (R)	6-4	226	Middletown, Del.	Middletown	58	Jean-Pierre, Bryan	RF	6-3	245
99	Pradhanang, Ravi	DL	Fr.	6-3	250	Paramus, N.J.	St. Peter's Prep	92	Jones, Ryan	Sr.	6-3	258
96	Pulley, Daniel	DL	So. (R)	6-3	281	Chesapeake, Va.	Atlantic Shores Christian	93	Lissemore, Sean	So.	6-4	271
76	Raxter, Josh	OL	Fr. (R)	6-6	272	Marietta, Ga.	Pope	68	Pagliari, James	Fr.	6-3	240
50	Reyher, Todd	LB	Jr. (R)	6-0	227	Williamsburg, Va.	Lafayette	99	Pradhanang, Ravi	Fr.	6-3	250
23	Riggins, Terrence	RB	Fr.	6-1	215	Newport News, Va.	Denbigh	96	Pulley, Daniel	So.	6-3	281
89	Robertson, Eric	WR	So. (R)	6-2	190	Barboursville, Va.	Albemarle	94	Robertson, Harold	Fr.	6-0	295
94	Robertson, Harold	DL	Fr.	6-0	295	Richmond, Va.	Hermitage	40	Stover, Michael	Fr.	6-3	235
34	Rojas, Chris	LB	Fr. (R)	5-11	200	Lightfoot, Va.	Bruton	66	Toon, Derek	RF	6-3	275
44	Rutten, Josh	LB	Fr. (R)	6-3	230	Union Bridge, Md.	Francis Scott Key	97	Tracy, Adrian	So.	6-4	245
64	Ryan, Daniel	OL	Fr.	6-3	260	Richmond, Va.	Douglas Freeman	69	Watts, Carl	RF	6-3	255
18	Schmand, Terrance	QB	Fr.	6-3	205	Buffalo, N.Y.	St. Joseph's Collegiate	Linebackers (12)				
33	Schonder, Thomas	RB	Fr. (R)	5-11	186	Round Hill, Va.	Loudoun Valley	41	Alexander, Sheldon	So.	6-1	217
60	Schrift, Mike	OL	Fr.	6-2	260	Reading, Pa.	Muhlenburg	54	Dewispelaere, Nick	RF	6-0	215
48	Steinman, Wes	LB	Fr. (R)	6-2	215	Wilmington, N.C.	Hoggard	13	Francks, Evan	RF	5-11	210
71	Stewart, Brad	OL	Sr. (R)	6-3	287	Bethel Park, Pa.	Bethel Park	35	Horvath, Ryan	Jr.	6-1	225
40	Stover, Michael	DE	Fr.	6-3	235	Millersville, Pa.	Penn Manor	52	Hyde, Marcus	Fr.	6-3	225
78	Sutton, Chris	OL	Fr.	6-2	267	Warrenton, Va.	Fauquier	39	O'Neill, T.J.	Jr.	6-1	231
66	Toon, Derek	DL	Fr. (R)	6-3	275	Chester, Va.	Matoaca	21	Pigram, Michael	So.	5-10	220
97	Tracy, Adrian	DL	So. (R)	6-4	245	Sterling, Va.	Potomac Falls	50	Reyher, Todd	So.	6-0	227
49	Trantin, Jake	LB	Fr.	6-1	225	Severn, Md.	Archbishop Spalding	34	Rojas, Chris	RF	5-11	200
98	Varno, Rob	TE	So. (R)	6-5	218	Wilmington, N.C.	Hoggard	44	Rutter, Josh	So.	6-3	230
5	Viola, Tony	RB	Sr. (R)	6-1	216	Broadway, Va.	Stonewall Jackson	48	Steinman, Wes	RF	6-2	215
69	Watts, Carl	DL	Fr. (R)	6-3	255	Midlothian, Va.	James River	49	Trantin, Jake	Fr.	6-1	225
38	Wells, Terrell	DB	Fr.	5-10	180	Louisa, Va.	Louisa County	Defensive Backs (13)				
28	Woolfolk, Ryan	RB	Fr.	5-11	185	Atlanta, Ga.	Holy Innocent	26	Alvarado, Michael	RF	6-0	198

Tribe Numerical Roster

No.	Name	Pos.	34	Rojas, Chris	LB	67	Cochran, Brent	OL
2	Mack, Elliott	WR	35	Horvath, Ryan	LB	68	Pagliari, James	DE
3	Dill, Marshall	WR	36	Downey, Nick	DB	69	Watts, Carl	DL
4	McAulay, D.J.	WR	37	Cox, Derek	DB	71	Stewart, Brad	OL
5	Viola, Tony	RB	38	Wells, Terrell	DB	72	Oliver, Justin	OL
6	Caldwell, David	DB	39	O'Neill, T.J.	LB	73	Miller, Tyler	OL
7	Callahan, Mike	QB	40	Stover, Michael	DE	75	O'Brien, Eric	OL
8	Holmes, DeBrian	RB	41	Alexander, Sheldon	DB	76	Raxter, Joshua	OL
9	Harris, Max	DB	42	Johnson, Fred	DB	77	Marcey, Jake	OL
10	Potts, Michael	QB	43	Hobson, Jimmy	FB	78	Sutton, Chris	OL
11	Phillips, Jake	QB	44	Rutter, Josh	LB	79	Grant, Michael	OL
13	Francks, Evan	LB	45	Falbo, Graham	FB	80	Pate, Brian	K/P
15	Hill, Chase	WR	46	Otey, Matt	FB	81	Dohse, Cameron	WR
16	Archer, R.J.	QB	47	Newby, Mario	DB	82	Muro, Evan	TE
17	Livingston, Robert	DB	48	Steinman, Wes	LB	83	Hissong, Gareth	TE
18	Schmand, Terrance	QB	49	Trantin, Jake	LB	86	Atchison, Andrew	TE
19	Mangas, D.J.	QB	50	Reyher, Todd	LB	87	Miller, David	K/P
21	Pigram, Michael	LB	51	Kelley, Tim	OL	88	Conyers, Terreon	WR
22	Houff, David	DB	52	Hyde, Marcus	LB	89	Robertson, Eric	WR
23	Riggins, Terrence	RB	53	Hiteshew, Luke	OL	90	Brooks, Sean	DL
24	Cottingham, Ben	DB	54	Dewispelaere, Nick	LB	91	Hidalgo-Nice, Mitchell	DL
25	Marriner, Courtland	RB	55	Hally, Zach	DE	92	Jones, Ryan	DL
26	Alvarado, Michael	DB	56	Muse, C.J.	OL	93	Lissemore, Sean	DL
27	Nicholas, Joe	WR	57	Donker, Dan	OL	94	Robertson, Harold	DL
28	Woolfolk, Ryan	RB	58	Jean-Pierre, Bryan	DL	95	Herbert, C.J.	DL
29	Neal, James	DB	60	Schrift, Mike	OL	96	Pulley, Daniel	DL
30	Nickerson, Matt	RB	62	McCutcheon, Thomas	OL	97	Tracy, Adrian	DL
31	Boykin, Obie	WR	63	Hill, Keith	OL	98	Varno, Rob	TE
31a	O'Connor, Jake	DB	64	Ryan, Daniel	OL	99	Pradhanang, Ravi	DE
32	Degnan, Dustin	FB	65	Allison, Kyle	DL			
33	Schonder, Thomas	RB	66	Toon, Derek	DL			

Start Chart / Red Zone



Game-By-Game Starters

	Delaware	VMI	Liberty	Va. Tech	Towson	Villanova	Maine	UMass	Hofstra	JMU	Richmond
QB	Phillips	Phillips									
TB	Holmes	Holmes									
FB	Archer*	Falbo									
WR	McAulay	Mack									
WR	Mack	Dohse									
TE	Atchison	Atchison									
LT	Cochran	Cochran									
LG	Grant	Grant									
C	Hiteshew	Hiteshew									
RG	Muse	Muse									
RT	Stewart	Stewart									
DE	Herbert	Herbert									
DE	Tracy	Tracy									
DT	Lissemore	Lissemore									
DT	Jones	Jones									
OLB	O'Neill	Horvath									
ILB	Rutter	Rutter									
OLB	Pigram	Pigram									
SS	Caldwell	Caldwell									
FS	Livingston	Livingston									
CB	Harris	Harris									
CB	Cox	Cox									

*W&M started with three wide receivers and no fullback.

Tribe in the Red Zone

William and Mary Offense In the Red Zone

Opponent	WM In Red Zone	WM TDs	WM FGs	WM FG Missed	WM No Score	RZ Score %
Delaware	5	2	1	1	0	60.0
VMI	8	7	0	0	1	87.5
Liberty						
Virginia Tech						
Towson						
Villanova						
Maine						
Massachusetts						
Hofstra						
James Madison						
Richmond						

Opponents in the Red Zone

Opponent	Opp. in RZ	Opp. TDs	Opp. FGs	Opp. FG Missed	Opp. No Score	Opp. Score %
Delaware	6	6	0	0	0	100.0
VMI	2	1	1	0	0	100.0
Liberty						
Virginia Tech						
Towson						
Villanova						
Maine						
Massachusetts						
Hofstra						
James Madison						
Richmond						



Tribe Single-Game Highs

Individual Single-Game Highs

Pass Attempts: 41, J. Phillips vs. Delaware, 8/30
 Pass Completions: 26, J. Phillips vs. Delaware, 8/30
 Passing Yards: 433, J. Phillips vs. Delaware, 8/30
 Passing TDs: 3, J. Phillips at VMI, 9/8
 Rushing Attempts: 17, D. Holmes vs. Delaware, 8/30
 Rushing Yards: 107, C. Marriner at VMI, 9/8
 Rushing TDs: 3, D. Holmes at VMI, 9/8
 Receptions: 7, D. McAulay vs. Delaware, 8/30
 Receiving Yards: 161, D. McAulay vs. Delaware, 8/30
 Receiving TDs: 1, five players, last - C. Dohse, D. Atchison and E. Mack at VMI, 9/8
 Total Offensive Yards: 462, J. Phillips vs. Delaware, 8/30
 All-Purpose Yards: 166, C. Marriner at VMI, 9/8
 Total Points: 18, D. Holmes at VMI, 9/8
 Points Kicking: 9, B. Pate at VMI, 9/8
 Points Rushing: 18, D. Holmes at VMI, 9/8
 Points Receiving: 6, five players, last - D. Atchison, E. Mack and C. Dohse, at VMI, 9/8
 Field Goals Made: 1, B. Pate vs. Delaware, 8/30
 Field Goals Attempted: 2, B. Pate vs. Delaware, 8/30
 PATs Attempted: 9, B. Pate at VMI, 9/8
 PATs Made: 9, B. Pate at VMI, 9/8
 Punts: 2, D. Miller vs. Delaware, 8/30
 Punting Yards: 84, D. Miller vs. Delaware, 8/30
 Punting Average: 42.0, D. Miller vs. Delaware, 8/30; at VMI, 9/8
 Punt Returns: 1, D. Cox at VMI, 9/8
 Punt Return Yards: 4, D. Cox at VMI, 9/8
 Kickoff Returns: 6, C. Marriner vs. Delaware, 8/30
 Kickoff Return Yards: 137, C. Marriner vs. Delaware, 8/30
 Kickoff Return Avg: 22.8, C. Marriner vs. Delaware, 8/30
 Interceptions: n/a
 Interception Yards: n/a
 Tackles: 15, D. Caldwell at VMI, 9/8
 Solo Tackles: 9, D. Caldwell at VMI, 9/8
 Tackles for loss: 1.5, D. Caldwell at VMI, 9/8
 Sacks: 1.0, S. Lissemore vs. Delaware, 8/30; E. Francks at VMI, 9/8
 Pass Breakups: 1, D. Cox vs. Delaware, 8/30; D. Caldwell at VMI, 9/8

Team Single-Game Highs

Pass Attempts: 42, vs. Delaware, 8/30
 Pass Completions: 26, vs. Delaware, 8/30
 Passing Yards: 433, vs. Delaware, 8/30
 Passing TDs: 3, at VMI, 9/8
 Yards Per Completion: 16.7, vs. Delaware, 8/30
 Rushing Attempts: 47, at VMI, 9/8
 Rushing Yards: 249, at VMI, 9/8
 Rushing TDs: 6, at VMI, 9/8
 Yards Per Rush: 5.3, at VMI, 9/8
 Total Yards: 542, vs. Delaware, 8/30
 Points Scored: 63, at VMI, 9/8
 TDs Scored: 9, at VMI, 9/8
 Total Plays: 75, vs. Delaware, 8/30
 Field Goals Made: 1, vs. Delaware, 8/30
 Field Goals Attempted: 2, vs. Delaware, 8/30
 PATs Attempted: 9, at VMI, 9/8
 PATs Made: 9, at VMI, 9/8
 Punts: 2, vs. Delaware, 8/30
 Punting Yards: 84, vs. Delaware, 8/30
 Punting Average: 42.0, vs. Delaware, 8/30; at VMI, 9/8
 Punt Returns: 1, at VMI, 9/8
 Punt Return Yards: 4, at VMI, 9/8
 Kickoff Returns: 8, vs. Delaware, 8/30
 Kickoff Return Yards: 155, vs. Delaware, 8/30
 Kickoff Return Average: 19.4, vs. Delaware, 8/30
 Interceptions: n/a
 Interception Yards: n/a
 Forced Fumbles: 1, vs. Delaware, 8/30; at VMI, 9/8
 Fumble Return Yards: 28, vs. Delaware, 8/30
 Turnovers Gained: 2, at VMI, 9/8
 Turnovers Lost: 1, at VMI, 9/8
 Sacks: 2, at VMI, 9/8
 Sacks Allowed: 3, vs. Delaware, 8/30
 First Downs: 31, at VMI, 9/8
 Third Down Conv. %: 57.1, at VMI (4-7), 9/8
 Fourth Down Conversion %: 66.7, vs. Delaware (4-6), 8/30
 Penalties: 7, vs. Delaware, 8/30
 Penalty Yards: 67, vs. Delaware, 8/30
 Possession Time: 30:05, vs. Delaware, 8/30

Game-By-Game Individual Highs

Opponent	Pass Att.	Pass Yards	Rushes	Rush. Yds	Receptions	Rec. Yds.	Tackles	TFLs	Sacks
Delaware	42, Phillips	433, Phillips	17, Holmes	53, Holmes	7, McAulay	162, McAulay	13, Pigram	1.0, Three players	1.0, Lissemore
at VMI	15, Phillips	242, Phillips	13, Marriner	107, Marriner	4, Dohse, Mack	77, Dohse	15, Caldwell	1.5, Caldwell	1.0, Francks
Liberty									
at VT									
Towson									
at Villanova									
at Maine									
UMass									
at Hofstra									
JMU									
at Richmond									

Opponent Highs / Long Plays



Opponent Individual Single-Game Highs

Pass Attempts:	23, J. Flacco (UD), 8/30
Pass Completions:	19, J. Flacco (UD), 8/30
Passing Yards:	202, J. Flacco (UD), 8/30
Passing TDs:	1, J. Flacco (UD), 8/30
Rushing Attempts:	30, O. Cuff (UD), 8/30
Rushing Yards:	244, O. Cuff (UD), 8/30
Rushing TDs:	6, O. Cuff (UD), 8/30
Receptions:	5, K. Michaud (UD), 8/30
Receiving Yards:	75, K. Michaud (UD), 8/30
Receiving TDs:	1, O. Cuff (UD), 8/30
Total Offensive Yards:	244, O. Cuff (UD), 8/30
All Purpose Yards:	296, O. Cuff (UD), 8/30
Total Points:	42, O. Cuff (UD), 8/30
Points Kicking:	7, J. Striefsky (UD), 8/30
Points Rushing:	36, O. Cuff (UD), 8/30
Points Receiving:	6, O. Cuff (UD), 8/30
Field Goals Made:	1, P. Sweeney (VMI), 9/8
Field Goals Attempted:	1, P. Sweeney (VMI), 9/8
PATs Attempted:	7, J. Striefsky (UD), 8/30
PATs Made:	7, J. Striefsky (UD), 8/30
Punts:	4, K. Hughes (VMI), 9/8
Punting Yards:	128, K. Hughes (VMI), 9/8
Punting Average:	49.0, S. Kenworthy (UD), 8/30
Punt Returns:	1, A. Love (UD), 8/30
Punt Return Yards:	13, A. Love (UD), 8/30
Kickoff Returns:	5, M. Rainey-Wiles (VMI), 9/8
Kickoff Return Yards:	93, M. Rainey-Wiles (VMI), 9/8
Kickoff Return Average:	27.5, K. Michaud (UD), 8/30
Interceptions:	n/a
Interception Yards:	n/a
Tackles:	15, L. Swindell (VMI), 9/8
Solo Tackles:	6, A. Hicks and E. Johnson (UD), 8/30
Tackles for loss:	2.0, T. Lloyd (VMI), 9/8
Sacks:	1.5, J. James (UD), 8/30
Pass Breakups:	2, Three players (UD), 8/30

Opponent Team Single-Game Highs

Pass Attempts:	23, Delaware, 8/30
Pass Completions:	19, Delaware, 8/30
Passing Yards:	202, Delaware, 8/30
Passing TDs:	1, Delaware, 8/30
Yards Per Completion:	10.6, Delaware, 8/30
Rushing Attempts:	58, VMI, 9/8
Rushing Yards:	281, Delaware, 8/30
Rushing TDs:	6, Delaware, 8/30
Yards Per Rush:	6.1, Delaware, 8/30
Total Yards:	483, Delaware, 8/30
Points Scored:	49, Delaware, 8/30
Touchdowns Scored:	7, Delaware, 8/30
Total Plays:	69, Delaware, 8/30
Field Goals Made:	1, VMI, 9/8
Field Goals Attempted:	1, VMI, 9/8
PATs Attempted:	7, Delaware, 8/30
PATs Made:	7, Delaware, 8/30
Punts:	4, VMI, 9/8
Punting Yards:	128, VMI, 9/8
Punting Average:	49.0, Delaware, 8/30
Punt Returns:	1, Delaware, 8/30
Punt Return Yards:	13, Delaware, 8/30
Kickoff Returns:	9, VMI, 9/8
Kickoff Return Yards:	175, VMI, 9/8
Kickoff Return Average:	20.0, Delaware, 8/30
Interceptions:	n/a
Interception Yards:	n/a
Forced Fumbles:	1, Delaware, 8/30
Fumble Return Yards:	n/a
Turnovers Gained:	1, VMI, 9/8
Turnovers Lost:	2, VMI, 9/8
Sacks:	3, Delaware, 8/30
Sacks Allowed:	2, VMI, 9/8
First Downs:	26, Delaware, 8/30
Third Down Conversion %:	70.0, Delaware (7-10), 8/30
Fourth Down Conversion %:	100.0, Delaware(1-1), 8/30
Penalties:	4, Delaware, 8/30
Penalty Yards:	45, Delaware, 8/30
Possession Time:	32:19, VMI, 9/8

Tribe Longest Plays of the Season

Rush:	19, E. Mack at VMI, 9/8
Rushing TD:	10, C. Marriner at VMI, 9/8
Pass:	50, J. Phillips to D. Atchison vs. Delaware, 8/30
Passing TD:	50, J. Phillips to D. Atchison vs. Delaware, 8/30
Punt Return:	4, D. Cox at VMI, 9/8
Kickoff Ret:	38, C. Marriner vs. Delaware, 8/30
INT Return:	n/a
Fumble Return:	28, T. Wells vs. Delaware, 8/30
Punt:	44, D. Miller vs. Delaware, 8/30
Field Goal:	20, B. Pate vs. Delaware, 8/30
Drive:	.80, 20 plays, 8:23, FG, vs. Delaware, 8/30

Opponent Longest Plays of the Season

Rush:	48, O. Cuff (UD), 8/30
Rushing TD:	38, O. Cuff (UD), 8/30
Pass:	32, J. Flacco to K. Michaud (UD), 8/30
Passing TD:	19, J. Flacco to O. Cuff (UD), 8/30
Punt Return:	13, A. Love (UD), 8/30
Kickoff Return:	35, K. Michaud (UD), 8/30
INT Return:	n/a
Fumble Return:	n/a
Punt:	51, S. Kenworthy (UD), 8/30
Field Goal:	24, P. Sweeney at VMI, 9/8
Drive:	86, 9 plays, 3:04, TD, (UD), 8/30



Top Offensive Performances

Tribe's Top Offensive Performances

Top Passing Performances

1.	433	Jake Phillips vs. Delaware	Aug. 30
2.	242	Jake Phillips at VMI	Sept. 8
3.	33	Mike Potts at VMI	Sept. 8
4.			
5.			
6.			
7.			
8.			
9.			
10.			

400-yard+ Passing Games

- Jake Phillips

300-yard + Passing Games

- Jake Phillips

200-yard+ Passing Games

- Jake Phillips

Top Rushing Performances

1.	107	C. Marriner at VMI	Sept. 8
2.	56	Tony Viola at VMI	Sept. 8
3.	53	DeBrian Holmes vs. Delaware	Aug. 30
4.	45	Thomas Schonder at VMI	Sept. 8
5.	42	DeBrian Holmes at VMI	Sept. 8
6.	29	Jake Phillips vs. Delaware	Aug. 30
7.	21	C. Marriner vs. Delaware	Aug. 30
8.	8	Jimmy Hobson at VMI	Sept. 8
9.	7	Elliott Mack at VMI	Sept. 8
10.	6	D.J. McAulay vs. Delaware	Aug. 30

100-yard Rushing Games

- Courtland Marriner

Top Receiving Performances

1.	162	D.J. McAulay vs. Delaware	Aug. 30
2.	139	Drew Atchison vs. Delaware	Aug. 30
3.	77	Cameron Dohse at VMI	Sept. 8
4.	73	Elliott Mack at VMI	Sept. 8
5.	58	R.J. Archer vs. Delaware	Aug. 30
6.	53	Rob Varno at VMI	Sept. 8
	53	Elliott Mack vs. Delaware	Aug. 30
8.	46	R.J. Archer at VMI	Sept. 8
9.	20	DeBrian Holmes at VMI	Sept. 8
	20	DeBrian Holmes vs. Delaware	Aug. 30

100-yard Receiving Games

- D.J. McAulay
- Drew Atchison

Tribe's All-Time Top Offensive Performances

Top Passing Performances

1.	433	Jake Phillips vs. Delaware, 8/30/07
2.	426	Dave Corley vs. Northeastern, 10/28/80
3.	409	Mike Potts at Towson, 11/4/06
4.	406	Stan Yagiello vs. JMU, 9/28/85
5.	401	David Murphy at Marshall, 11/5/83
6.	399	Chris Garrity at ECU, 11/14/81
7.	385	Greg DeGennaro at Bucknell, 9/20/86
8.	383	Kenny Lambiotte vs. Colgate, 9/6/86
9.	381	Mike Cook at N. Iowa, 12/7/96*
10.	378	Lang Campbell vs. Northeastern, 10/2/04
11.	373	Mike Cook vs. UNH, 10/24/98
12.	368	Lang Campbell at Liberty, 10/9/04
13.	360	Dave Murphy vs. Rutgers, 10/22/83
14.	355	Lang Campbell at Delaware, 10/23/04
15.	352	Mike Cook at Ga. Southern, 9/6/97
16.	346	Dave Corley vs. VMI, 9/14/02
17.	345	Chris Hakel vs. Delaware, 9/14/91
	345	Stan Yagiello vs. Norfolk St., 9/14/85
19.	342	Lang Campbell vs. Delaware, 12/4/04*
20.	339	Mike Cook vs. Hampton, 10/31/98
21.	329	Chris Garrity vs. Richmond, 11/21/81
22.	326	Dave Corley vs. Delaware, 9/28/02

*NCAA Playoff Game

Top Rushing Performances

1.	257	Phil Mosser at Ohio Wes., 10/3/70
2.	219	Derek Fitzgerald vs. Penn., 10/14/95
3.	201	Alvin Porch at UConn., 10/18/97
4.	198	Jon Smith at UNH, 10/19/02
5.	189	Derek Fitzgerald at NU, 9/16/95
	189	Derek Fitzgerald vs. Villanova, 10/23/93
7.	186	Alvin Porch vs. Boston, 9/27/97
8.	183	Alvin Porch vs. Delaware, 11/2/96
9.	181	Robert Green at Navy, 9/21/91
10.	180	Robert Green at Citadel, 9/8/90
11.	177	Tyrone Shelton vs. ETSU, 11/4/89
	177	Hameen Ali vs. Delaware, 10/10/98
13.	173	Alvin Porch vs. Richmond, 11/15/97
14.	172	Bill Bowman vs. WFU, 9/19/53
15.	171	Jim Kruis vs. Navy, 10/16/76
16.	170	Troy Keen at Furman, 9/17/94
17.	165	Elijah Brooks at Towson, 11/4/06
	165	Robert Green vs. VMI, 10/13/90
19.	164	Tyrone Shelton at Furman, 11/3/90
	164	Keith Fimian vs. Virginia, 9/18/76
21.	159	Alvin Porch vs. JMU, 10/11/97

Top Receiving Performances

1.	244	Dominique Thompson at Delaware, 10/23/04
2.	240	David Conklin at VMI, 9/13/97
3.	226	Mike Sutton at Marshall, 11/5/83
4.	221	Dominique Thompson at LU, 10/9/04
5.	211	Kurt Wrigley vs. Richmond, 11/21/81
6.	198	Ron Gilliam vs. JMU, 9/28/85
7.	195	Chris Rosier at UConn., 10/18/97
8.	194	Rich Musinski vs. Delaware, 9/28/02
9.	191	Rich Musinski at URI, 10/25/03
10.	185	Dominique Thompson vs. UD, 12/4/04*
11.	184	Chris Rosier at URI, 10/7/00
12.	183	Glenn Bodnar at Colgate, 11/10/84
13.	182	Dave Szydlik vs. JMU, 9/28/85
14.	168	Chris Rosier at JMU, 10/28/00
15.	164	Rich Musinski vs. UNH, 9/29/01
16.	162	D.J. McAulay vs. Delaware, 8/30/07
	162	Dave Conklin vs. UConn., 11/14/98
17.	161	Rich Musinski at UMass, 9/1/01
18.	158	Harry Mehre vs. Lehigh, 9/17/88
19.	157	Corey Ludwig at Delaware, 9/11/93
	157	D. Thompson vs. Northeastern, 10/2/04

*NCAA Playoff Game

Scoring Drives Chart



William and Mary Scoring Drives

Opponent	Obtained	Plays	Yards	TOP	Result	Quarter	Play
Delaware	Punt	20	80	8:23	FG	First	Pate 20-yard field goal
Delaware	Kickoff	5	61	2:07	TD	Thrid	Atchison 50-yard pass from Phillips
Delaware	Kickoff	3	54	0:33	TD	Fourth	Phillips 1-yard run
Delaware	Kickoff	4	68	1:34	TD	Fourth	McAulay 17-yard pass from Phillips
Delaware	Fumble	0	0	0:00	TD	Fourth	Wells 28-yard fumble return
VMI	Kickoff	8	73	2:58	TD	First	Holmes 8-yard run
VMI	Fumble	4	41	1:04	TD	First	Holmes 4-yard run
VMI	Punt	7	67	2:25	TD	Second	Mack 31-yard pass from Phillips
VMI	Kickoff	5	63	2:11	TD	Second	Holmes 4-yard run
VMI	Punt	2	27	0:29	TD	Second	Atchison 2-yard pass from Phillips
VMI	Downs	3	52	0:27	TD	Second	Dohse 22-yard pass from Phillips
VMI	Downs	7	72	3:31	TD	Third	Marriner 10-yard run
VMI	Kickoff	10	59	5:31	TD	Fourth	Schonder 6-yard run
VMI	Punt	9	53	4:28	TD	Fourth	Viola 4-yard run



The Last Time It Happened

Team			
Shut out an opponent	56-0, vs. Liberty, 9/24/05	QB had 2 pass / 2 rush TDs	L. Campbell (2 pass, 2 rush), at North Carolina, 9/4/04
Was shut out	0-14, at Delaware, 11/1/97	Opponent QB had 2 pass / 2 rush TDs	J. Davis (2 pass, 3 rush), at Rhode Island, 9/17/05
Consecutive shutouts	at Northeastern (32-0), at New Hampshire (39-0), 1995	Rushed for 200+ yards	201, A. Porch, at Connecticut, 10/18/97
Scored 60-69 points	63-16 at VMI, 9/8/07	Had an opponent rush for 200+ yards	244, O. Cuff vs. Delaware, 8/30/07
Scored 50-59 points	56-0, vs. Liberty, 9/24/05	Rushed for 100+ yards	107, C. Marriner at VMI, 9/8/07
Consecutive 50+ games	at Northeastern (53), vs. Villanova (51), 1993	Had an opponent rush for 100+ yards	244, O. Cuff vs. Delaware, 8/30/07
Consecutive 40+ games	vs. LU (56), vs. UNH (42), vs. NU (44), vs. Towson (44), 2005	Two players rush for 100 yards	Troy Keen (158) and Derek Fitzgerald (140), vs. URI, 10/7/95
Passed for 400+ yards	433, vs. Delaware, 8/30/07	Two opponents rush for 100 yards	R. McGill (133) and J. Lewis (123), at UNC, 9/4/04
Allowed 400+ passing yards	489, at Western Michigan, 9/5/03	Two players with 100 receiving yds	D. McAulay (162) and D. Atchison (139), vs. UD, 8/30/07
Passed for 300+ yards	433, vs. Delaware, 8/30/07	Two opponents with 100 receiving yards	D. Boler (155) and J. Long (108), at UD, 10/23/04
Allowed 300+ passing yards	367, at Towson, 11/4/06	Had 200+ yards receiving	244, D. Thompson, at Delaware, 10/23/04
Rushed for 400+ yards	433, vs. Villanova, 10/23/99	Opponent had 200+ yards receiving	206, C. Adams, vs. Hofstra, 10/6/01
Allowed 400+ yards rushing	509, vs. Furman, 9/18/99	Had 100+ receiving yds	D. McAulay (162) and D. Atchison (139), vs. UD, 8/30/07
Rushed for 300+ yards	335, vs. Liberty, 9/24/05	Opponent had 100+ yards receiving	106, A. Love, at Delaware, 11/11/06
Rushed/Passed for 200+ yards	at VMI (249 rush, 275 pass), 9/8/07	Had 30+ carries	30, E. Brooks, vs. Villanova, 10/28/06
Had 600+ yds of total offense	630, at Towson, 11/4/06	Opponent had 30+ carries	30, O. Cuff, vs. Delaware, 8/30/07
Allowed 600+ yards of total off.	638, at Western Michigan, 9/6/03	Rushed for 4+ touchdowns	(4) E. Brooks, vs. New Hampshire, 10/8/05
Had 500-599 yds of total offense	524, at VMI, 9/8/07	Opponent rushed for 4+ touchdowns	(6), O. Cuff, vs. Delaware, 8/30/07
Allowed 500-599 yards total off.	508, vs. Villanova, 10/28/06	Rushed for 3 touchdowns	D. Holmes at VMI, 9/8/07
Gained less than 100 yards total offense	None post 1981	Opponent rushed for 3 touchdowns	(6), O. Cuff, vs. Delaware, 8/30/07
Held opponent under 100 yards total offense	82, at Bucknell, 9/21/96	Had 10+ receptions	11, J. Nicholas, vs. Delaware, 12/4/04
Gained less than 50 rush yards	30, at Massachusetts, 10/7/06	Opponent had 10+ receptions	11, D. Arnold, at Towson, 11/4/06
Held opponent under 50 rush yards	-6, vs. Liberty, 9/24/05	Had 3+ touchdown receptions	4, D. Thompson, at Delaware, 10/23/04
Gained less than 50 pass yards	30, vs. Boston, 9/19/92	Opponent had 3+ touchdown receptions	3, T. Hinshaw, at Central Florida, 9/23/00
Held opponent under 50 pass yards	22, at VMI, 9/8/07	Had TD Rushing/TD Receiving	E. Brooks (3 rush, 1 receiving), vs. Liberty, 9/24/05
Intercepted five passes	5, vs. Pennsylvania, 10/14/95	Opponent had TD Rushing/TD Receiving	O. Cuff (6 ru., 1 rec.), vs. Delaware, 8/30/07
Had five passes intercepted	5, vs. Boston, 10/14/89	Returned a kickoff for TD	S. Cason, 92 yards, vs. New Hampshire, 10/8/05
Scored a defensive touchdown	vs. Delaware (fumble return), 8/30/07	Had a kickoff returned for TD	J. Mathis, 93 yards, vs. Hampton, 11/27/04
Allowed a defensive touchdown	at Villanova (INT return), 10/29/05	Returned a punt for TD	M. Bobo, 69 yards, at Richmond, 11/21/03
Scored a special teams touchdown	vs. New Hampshire (Kickoff return), 10/8/05	Had a punt returned for TD	C. Thompson, 70 yards, vs. James Madison, 10/18/03
Allowed a special teams touchdown	vs. Hampton (Kickoff return), 11/27/04	Returned a blocked punt for TD	S. McDermott, 12 yards, at Rhode Island, 9/7/96
Scored defensive and special teams touchdowns	at Richmond, 11/21/03	Had a blocked punt returned for TD	C. Curry, 0 yards, vs. Villanova, 11/11/00
Recorded a safety	vs. Villanova, 11/6/04	Blocked a field goal	T. McLaurin, 35 att., at Liberty, 10/14/06
Surrendered a safety	vs. Delaware, 11/12/05	Had a field goal blocked	B. Pritchard, 37-yards, vs. Richmond, 11/18/06
Won in overtime	(2 OTs) 44-41, at Northeastern, 10/15/05	Blocked a punt	B. Burrow, vs. Delaware, 11/12/05
Lost in overtime	31-34, at James Madison, 11/16/02	Had a punt blocked	M. Mesi, at Delaware, 10/23/04
Tied an opponent	31-31, at Princeton, 9/23/89	Returned a fumble for TD	T. Wells, 28 yards, vs. Delaware, 8/30/07
Individual		Had a fumble returned for TD	J. Couch, 70 yards vs. Marshall, 9/1/05
Passed for 400+ yds	433, J. Phillips vs. Delaware, 8/30/07	Had 2+ interceptions	2, J. Shaw, at Rhode Island, 9/17/05
Opponent passed for 400+ yards	450, C. Munson at Western Michigan, 9/6/03	Opponent had 2+ interceptions	2, R. Badger, at Villanova, 10/29/05
Passed for 300+ yards	433, J. Phillips vs. Delaware, 8/30/07	Returned an INT for TD	Tre. McLaurin (14 yards), J. Miller (80 yards), at Villanova, 10/29/05
Opponent passed for 300+ yards	367, S. Schaefer, at Towson, 11/4/06	Had an INT returned for TD	R. Badger, 15 yards, at Villanova, 10/29/05
Passed for 200+ yards	242, J. Phillips at VMI, 9/8/07	Made 4 Field Goals	B. Sterba, vs. Northeastern, 10/28/01
Opponent passed for 200+ yards	292, J. Flacco, at Delaware, 11/11/06	Opponent made 4 Field Goals	M. Husted, at Virginia, 10/24/92
Passed for 6 touchdowns	S. Knight, vs. Maine, 11/6/93	Made 3 Field Goals	B. Pritchard, at Towson, 11/4/06
Opponent passed for 6 touchdowns	C. Munson, at Western Michigan, 9/6/03	Opponent made 3 Field Goals	R. Zarilli, vs. Hofstra, 9/30/06
Passed for 4+ touchdowns	4, J. Phillips, at Northeastern, 10/15/05	Kicked a 50+ yard Field Goal	50, G. Kuehn, at Rhode Island, 9/17/05
Opponent passed for 4+ touchdowns	4, S. Schaefer, at Towson, 11/4/06	Opponent kicked a 50+ yard Field Goal	51, C. McCormack, vs. New Hampshire, 10/15/03
Completed 30+ attempts	30, L. Campbell, vs. James Madison, 12/10/04	2-point run	L. Campbell, vs. James Madison, 12/10/04
Opponent completed 30+ attempts	33, S. Schaefer, at Towson, 11/4/06	Opponent 2-point run	C. Cross, vs. Villanova, 11/27/01
QB pass/rush for 100 yards	D. Corley (247 pass, 107 rush), at Villanova, 11/11/00	2-point reception	J. Nicholas, vs. Northeastern, 10/2/04
Opponent QB pass/rush for 100 yards	J. Eaton (128 pass, 106 rush), at Maine, 9/7/02	Opponent 2-point reception	M. Sherry, vs. Villanova, 10/28/06

Single-Game Records



Individual Records

Scoring

Most Points

36, Bill Palese vs. Bridgewater, 1931

Most Touchdowns

6, Bill Palese vs. Bridgewater, 1931

Most PATs

9, B. Pate at VMI, 2007

8, Greg Kuehn vs. Liberty, 2005

8, Greg Kuehn vs. VMI, 2002

8, Terry Regan vs. Davidson, 1972

Most Field Goals

4, Chris Dawson vs. Lehigh, 1992

4, Brian Shallcross vs. VU, 1995

4, Brett Sterba vs. Northeastern, 2000

Total Offense

Most Yards

462, **Jake Phillips** vs. Delaware, 2007

454, David Corley vs. Northeastern, 2000

Rushing

Rush Attempts

37, Wes Meeteer vs. Davidson, 1969

37, Troy Keen vs. Northeastern, 1994

37, Derek Fitzgerald vs. Penn, 1995

Rushing Yards

257, Phil Mosser vs. Ohio Wesl., 1970

Passing

Pass Attempts

53, Lang Campbell vs. UD, 2004

52, Mike Cook vs. UNH, 1998

Completions

35, Dave Murphy vs. Rutgers, 1983

Passing Yards

433, **Jake Phillips** vs. Delaware, 2007

426, David Corley vs. Northeastern, 2000

Touchdown Passes

6, Shawn Knight vs. Maine, 1993

Receiving

Receptions

13, Rich Musinski vs. URI, 2003

13, Glen Bodnar vs. Colgate, 1984

Receiving Yards

244, Dominique Thompson at UD, 2004

240, Dave Conklin vs. VMI, 1997

TD Receptions

4, Dominique Thompson at UD, 2004

4, Vito Ragazzo vs. WFU, 1949

4, Corey Ludwig vs. Maine, 1993

Sacks

3.5, Luke Cullinane vs. VU, 1996

Interceptions

4, Jack Bruce vs. Richmond, 1947

Individual Long Plays

Rush from scrimmage

95 yds, John Truehart vs. Elon, 1934

Pass Completion

87 yds, Lang Campbell to Dominique Thompson at Delaware, 2004

87 yds, Dan Henning to Tom Scott vs. Navy, 1961

Punt

77 yds, Russell Brown, 1972

77 yds, Joe Agee, 1975

77 yds, Jack Freeman, 1942

Punt Return

101 yds, Dale Worrall vs. Bridgewater, 1932

Kickoff Return

100 yds, Dick Pawlewicz vs. UVA, 1974

Run With Fumble

91 yds, Meb Davis vs. Columbia, 1926

Run with Interception

93 yds, Marvin Graham vs. Virginia Tech, 1946

Field Goal

53 yds, Steve Christie vs. ETSU, 1987

53 yds, Steve Christie vs. UVA, 1988

53 yds, Brett Sterba vs. Delaware, 2000

Team Records

Most Points Scored

95, vs. Bridgewater, 1931

Most Points Allowed

93, by Delaware, 1915

Most Yards Gained

681, vs. Richmond, 1991

Most Plays

100, vs. Virginia Tech, 1971

Rushing Yards

453, vs. Ohio Wesleyan, 1970

433, vs. Villanova, 1993

419, vs. Delaware, 1973

417, vs. Richmond, 1974

413, vs. VMI, 1993

Pass Attempts

55, vs. Virginia Tech, 1971

Pass Completions

35, vs. Rutgers, 1983

Passing Yards

498, vs. VMI, 1997

426, vs. Northeastern, 2000

414, vs. Miami (Ohio), 1982

412, vs. JMU, 1985

403, vs. East Carolina, 1981

First Downs

36, vs. VMI, 1991

36, vs. VMI, 1993

35, vs. Liberty, 2005

Most Interceptions

6, vs. Wake Forest, 1947

Best Defense Against the Run

-39 yds, vs. Colgate, 1988

-39 yds, vs. Villanova, 1996

-11 yds, Quantico, 1967

-6 yds, vs. Liberty, 2005

-6 yds, vs. Villanova, 1993

Best Defense Against the Pass

9 yds, vs. UMass, 1995

9 yds, vs. East Carolina, 1980

9 yds, vs. Appalachian State, 1976

10 yds, vs. Furman, 1999

11 yds, vs. VMI, 1993

Active players in bold.



Game-By-Game Results

Game 1

Delaware 49, William and Mary 31

Aug. 30 | Williamsburg, Va. | Zable Stadium | 7:30 p.m.

WILLIAMSBURG (8/30/07) -- Omar Cuff tied a NCAA FCS record with seven touchdowns, including six rushing, to lead the 19th-ranked Blue Hens past W&M, 49-31, in the inaugural CAA Football game at Zable Stadium.

Despite a school-record 433 passing yards from Tribe quarterback Jake Phillips, the Delaware stole the show with a powerful offensive attack. Cuff ran for a career-high 244 yards and school-record six touchdowns on 30 attempts and also set a school record with seven total touchdowns, which included a 19-yard scoring catch from Joe Flacco.

Flacco completed 19 of 23 attempts for 202 yards with the one scoring pass to Cuff.

Cuff's six rushing touchdowns, and seven overall, were both conference records.

Phillips connected on 26 of 41 attempts with two touchdowns, surpassing the previous school record of 426 passing yards set by David Corley, Jr. against Northeastern in 2000.

D.J. McAulay finished with seven receptions for a career-high 162 yards and a touchdown, and tight Drew Atchison finished with six catches for a career-best 139 yards and a score.

DeBrian Holmes rushed for 53 yards, and Phillips added 29 yards rushing and a touchdown. W&M finished with 542 total yards of offense.

Terrell Wells scored on a 28-yard fumble return for the Tribe in the fourth.



Jake Phillips passed for a school record 433 yards in the loss to Delaware.

	1	2	3	4	Final
Delaware	0	21	7	21	49
William and Mary	3	0	7	21	31

Scoring Summary

Qtr	Team	Score	Time
1st	W&M	FG Pate 20	3:59
2nd	UD	Cuff 1 run (Striefsky kick)	14:57
	UD	Cuff 38 run (Striefsky kick)	10:51
	UD	Cuff 1 run (Striefsky kick)	2:09
3rd	W&M	Atchison 50 pass from Phillips (Pate kick)	12:53
	UD	Cuff 2 run (Striefsky kick)	9:08
4th	UD	Cuff 20 run (Striefsky kick)	14:54
	W&M	Phillips 1 run (Pate kick)	14:21
	UD	Cuff 19 pass from Flacco (Striefsky kick)	12:47
	W&M	McAulay 17 pass from Phillips (Pate kick)	11:13
UD	Cuff 10 run (Striefsky kick)	9:06	
W&M	Wells 28 fumble return (Pate kick)	5:17	

	W&M	UD
First Downs	26	26
Rushes - Yards	33-109	46-281
Att-Cmp-Int	42-26-0	23-19-0
Pass Yards	433	202
Total Offense	542	483
Total Plays	75	69
Fumbles - Lost	1-0	1-1
3rd Down Conv.	4-14	7-10
Penalties - Yards	7-67	4-45
Sacks by - Yards	1-7	3-13
Time of Possession	30:05	29:55

Rushing - W&M: Holmes 17-53, Phillips 11-29 (TD), Marriner 4-21, McAulay 1-6. **UD:** Cuff 30-244 (6 TD), Michaud 7-39, Broyles 6-8, TEAM 1-(-3), Flacco 2-(-7).

Passing - W&M: Phillips 41-26-0, 433, 2 TD. **UD:** Flacco 23-19-0, 202, TD.

Receiving - W&M: McAulay 7-162 (TD), Atchison 6-139 (TD), Archer 5-58, Mack 4-53, Holmes 2-20, Otey 1-10, Marriner 1-(-9). **UD:** Michaud 5-75, Cuff 4-52 (TD), Mackey 2-19, Baker 2-14, Heydt 2-12, Agnone 2-8, Crosby 1-14, Love 1-8.

Defense - W&M: Pigram 13 (5 solo, TFL), Rutter 11, Livingston 10 (5 solo), Horvath 6 (FF, TFL, 4 solo), Cox 6, Lissemore 3 (TFL, sack), Wells 1 (28-yard FR for TD).

Attendance: 11,639; **Time:** 3:22; **Weather:** 80, Partly Cloudy

Game 2

William and Mary 63, VMI 16

Sept. 8 | Lexington, Va. | Foster Stadium | 1 p.m.

LEXINGTON, Va. (9/8/07) -- Jake Phillips and DeBrian Holmes paced a near flawless first-half offensive performance to help lead William and Mary to a 63-16 victory over VMI at Foster Stadium.

The Tribe picked up its first win of the season and 22nd consecutive victory over the Keydets in a series that dates back to 1905.

Phillips completed 13 of his 15 first-half attempts for 242 yards and three touchdowns, and Holmes rushed for three scores, as the Tribe raced out to a 42-10 halftime edge.


W&M went on to record over 500 yards of total offense for the second time in as many games, finishing with 524 to VMI's 271.

Cameron Dohse had four catches for 77 yards and a touchdown in his first start, and Elliott Mack recorded four receptions for 73 yards and a score.

Courtland Marriner led the ground attack with a career-high 107 yards and a touchdown on 13 attempts. Tony Viola and Thomas Schonder added rushing touchdowns for the Tribe.

David Caldwell led a solid defensive effort, collecting a career-best 15 total tackles, including nine solo stops and 1.5 tackles for loss. Josh Rutter recovered a pair of fumbles, and Evan Franks had a sack.

Brian Pate connected on all nine of his point-after attempts, setting a school record for extra points in a single game.



David Caldwell recorded a career-high 15 tackles in the win over VMI.

	1	2	3	4	Final
William and Mary	14	28	7	14	63
VMI	3	7	0	6	16

Scoring Summary

Qtr	Team	Score	Time
1st	VMI	FG Sweeney 24	10:52
1st	W&M	Holmes 8 run (Pate kick)	7:54
	W&M	Holmes 4 run (Pate kick)	3:34
	W&M	Mack 31 pass from Phillips (Pate kick)	13:20
2nd	VMI	Abegesah 23 run (Sweeney kick)	11:26
	W&M	Holmes 4 run (Pate kick)	9:15
2nd	W&M	Atchison 2 pass from Phillips (Pate kick)	2:16
	W&M	Dohse 22 pass from Phillips (Pate kick)	0:22
	W&M	Marriner 10 run (Pate kick)	4:19
3rd	W&M	Marriner 10 run (Pate kick)	4:19
4th	VMI	Jackson 1 run (Kick blocked)	14:08
	W&M	Schonder 6 run (Pate kick)	8:37
W&M	Viola 4 run (Pate kick)	1:48	

	W&M	VMI
First Downs	31	17
Rushes - Yards	47-249	58-249
Att-Cmp-Int	21-18-0	5-3-0
Pass Yards	275	22
Total Offense	524	271
Total Plays	68	63
Fumbles - Lost	2-1	3-2
3rd Down Conv.	4-7	2-12
Penalties - Yards	0-0	2-10
Sacks by - Yards	2-9	0-0
Time of Possession	27:41	32:19

Rushing - W&M: Marriner 13-107 (TD), Viola 12-56 (TD), Schonder 6-45 (TD), Holmes 9-42 (3 TD), Hobson 2-8, Mack 2-7, Phillips 2-(-4), D. Miller 1-(-12). **VMI:** Abegesah 9-80 (TD), Robinson 16-52, Jackson 6-34 (TD), Itoka 4-31, Rainey-Wiles 11-19, Hughes 8-18, Collins 2-8, Maypray 2-7.

Passing - W&M: Phillips 15-13-0, 242, 3 TD; Potts 6-5-0, 33. **VMI:** Robinson 4-2-0, 18; Hughes 1-1-0, 4.

Receiving - W&M: Dohse 4-77 (TD), Mack 4-73 (TD), Varno 2-53, Archer 2-46, Holmes 2-20, Conyers 1-7, Dill 1-4, Atchison 1-2 (TD), Marriner 1-(-7). **VMI:** Rainey-Wiles 1-18, Maypray 1-4, Jackson 1-0.

Defense - W&M: Caldwell 15 (9 solo, 1.5 TFL, FF, PBU), Livingston 9 (6 solo), Dewispeleare 8, Rutter 8 (2 FR), Lissemore 7, Horvath 6 (3 solo), Franks 5 (TFL, sack), Herbert 4 (Blocked PAT), Jones 1 (TFL, FF).

Attendance: 6,830; **Time:** 2:36; **Weather:** 91, Sunny, Warm

Quarterback Club Awards

2007 Quarterback Club Weekly Awards - VMI 9/8

Offense



Jake Phillips, Jr. QB

Phillips completed 13 of 15 passing attempts for 242 yards and three touchdowns in only one half of action to lead the Tribe past VMI.

Previous Winners

Delaware - Aug. 30

Jake Phillips, QB, Jr.

Passed for school record 433 yards and two touchdowns.

VMI - Sept. 8

Jake Phillips, QB, Jr.

Completed 13-of-15 attempts for 242 yards and three TDs.

Defense



David Caldwell, So., DB

Caldwell collected a career-high 15 total tackles, including nine solo stops, forced a fumble and broke up a pass. Caldwell also tallied 1.5 tackles for loss.

Previous Winners

Delaware - Aug. 30

Derek Cox, DB, Jr.


Recorded six total tackles, three solos, and one PBU.

VMI - Sept. 8

David Caldwell, DB, So.

Career-high 15 total tackles, 1.5TFL, FF, PBU

Special Teams



Brian Pate, So., PK

Pate connected on all nine of his point-after attempts to score a career-high nine total points. Pate's nine extra points stand as a school record.

Previous Winners

Delaware - Aug. 30

Fred Johnson, DB, So.

Recorded two tackles in kickoff coverage.

VMI - Sept. 8

Brian Pate, PK, So.

Connected on 9-of-9 point-after attempts.

2007 Tribe Football
 William and Mary Game Results (as of Sep 08, 2007)
 All games

Date	Opponent	Score		Overall Record	Conference Record	Time	Attend
----	-----	-----		-----	-----	----	-----
* Aug 30, 2007	#19 DELAWARE	31-49	L	0- 1- 0	0- 1- 0	3:22	11639
Sep 08, 2007	at VMI	W 63-16		1- 1- 0	0- 1- 0	2:36	6830

* indicates conference game

2007 Tribe Football

William and Mary Overall Team Statistics (as of Sep 08, 2007)

All games

TEAM STATISTICS	WM	OPP
SCORING.....	94	65
Points Per Game.....	47.0	32.5
FIRST DOWNS.....	57	43
Rushing.....	26	35
Passing.....	29	6
Penalty.....	2	2
RUSHING YARDAGE.....	358	530
Yards gained rushing.....	409	586
Yards lost rushing.....	51	56
Rushing Attempts.....	80	104
Average Per Rush.....	4.5	5.1
Average Per Game.....	179.0	265.0
TDs Rushing.....	7	8
PASSING YARDAGE.....	708	224
Att-Comp-Int.....	63-44-0	28-22-0
Average Per Pass.....	11.2	8.0
Average Per Catch.....	16.1	10.2
Average Per Game.....	354.0	112.0
TDs Passing.....	5	1
TOTAL OFFENSE.....	1066	754
Total Plays.....	143	132
Average Per Play.....	7.5	5.7
Average Per Game.....	533.0	377.0
KICK RETURNS: #-YARDS.....	12-221	13-255
PUNT RETURNS: #-YARDS.....	1-4	1-13
INT RETURNS: #-YARDS.....	0-0	0-0
KICK RETURN AVERAGE.....	18.4	19.6
PUNT RETURN AVERAGE.....	4.0	13.0
INT RETURN AVERAGE.....	0.0	0.0
FUMBLES-LOST.....	3-1	4-3
PENALTIES-YARDS.....	7-67	6-55
Average Per Game.....	33.5	27.5
PUNTS-YARDS.....	3-126	6-226
Average Per Punt.....	42.0	37.7
Net punt average.....	37.7	37.0
TIME OF POSSESSION/GAME.....	28:53	31:07
3RD-DOWN CONVERSIONS.....	8/21	9/22
3rd-Down Pct.....	38%	41%
4TH-DOWN CONVERSIONS.....	5/8	3/5
4th-Down Pct.....	62%	60%
SACKS BY-YARDS.....	3-16	3-13
MISC YARDS.....	28	0
TOUCHDOWNS SCORED.....	13	9
FIELD GOALS-ATTEMPTS.....	1-2	1-1
PAT-ATTEMPTS.....	13-13	8-9
ATTENDANCE.....	11639	6830
Games/Avg Per Game.....	1/11639	1/6830
Neutral Site Games.....		0/0

SCORE BY QUARTERS	1st	2nd	3rd	4th	Total
William and Mary....	17	28	14	35	94
Opponents.....	3	28	7	27	65

2007 Tribe Football

William and Mary Overall Individual Statistics (as of Sep 08, 2007)
All games

RUSHING	GP	Att	Gain	Loss	Net	Avg	TD	Long	Avg/G
C. Marriner	2	17	130	2	128	7.5	1	16	64.0
DeBrian Holmes	2	26	101	6	95	3.7	3	13	47.5
Tony Viola	2	12	58	2	56	4.7	1	12	28.0
Thomas Schonder	1	6	45	0	45	7.5	1	13	45.0
Jake Phillips	2	13	42	17	25	1.9	1	13	12.5
Jimmy Hobson	1	2	8	0	8	4.0	0	4	8.0
Elliott Mack	2	2	19	12	7	3.5	0	19	3.5
D.J. McAulay	2	1	6	0	6	6.0	0	6	3.0
David Miller	2	1	0	12	-12	-12.0	0	0	-6.0
Total.....	2	80	409	51	358	4.5	7	19	179.0
Opponents.....	2	104	586	56	530	5.1	8	48	265.0

PASSING	GP	Eff	Att-Cmp-Int	Pct	Yds	TD	Lng	Avg/G
Jake Phillips	2	200.36	56-39-0	69.6	675	5	50	337.5
Mike Potts	1	129.53	6-5-0	83.3	33	0	21	33.0
R.J. Archer	2	0.00	1-0-0	0.0	0	0	0	0.0
Total.....	2	190.43	63-44-0	69.8	708	5	50	354.0
Opponents.....	2	157.56	28-22-0	78.6	224	1	32	112.0

RECEIVING	GP	No.	Yds	Avg	TD	Long	Avg/G
Elliott Mack	2	8	126	15.8	1	35	63.0
D.J. McAulay	2	7	162	23.1	1	40	81.0
Drew Atchison	2	7	141	20.1	2	50	70.5
R.J. Archer	2	7	104	14.9	0	34	52.0
Cameron Dohse	2	4	77	19.2	1	28	38.5
DeBrian Holmes	2	4	40	10.0	0	18	20.0
Rob Varno	2	2	53	26.5	0	32	26.5
C. Marriner	2	2	-16	-8.0	0	0	-8.0
Matt Otey	2	1	10	10.0	0	10	5.0
Terreon Conyers	1	1	7	7.0	0	7	7.0
Marshall Dill	1	1	4	4.0	0	4	4.0
Total.....	2	44	708	16.1	5	50	354.0
Opponents.....	2	22	224	10.2	1	32	112.0

PUNT RETURNS	No.	Yds	Avg	TD	Long
Derek Cox	1	4	4.0	0	4
Total.....	1	4	4.0	0	4
Opponents.....	1	13	13.0	0	13

INTERCEPTIONS	No.	Yds	Avg	TD	Long
Total.....	0	0	0.0	0	0
Opponents.....	0	0	0.0	0	0

KICK RETURNS	No.	Yds	Avg	TD	Long
C. Marriner	9	203	22.6	0	38
David Caldwell	1	11	11.0	0	12
DeBrian Holmes	1	7	7.0	0	7
Jimmy Hobson	1	0	0.0	0	0
Total.....	12	221	18.4	0	38
Opponents.....	13	255	19.6	0	35

FUMBLE RETURNS	No.	Yds	Avg	TD	Long
Terrell Wells	1	28	28.0	1	28
Total.....	1	28	28.0	1	28
Opponents.....	0	0	0.0	0	0

2007 Tribe Football

William and Mary Overall Individual Statistics (as of Sep 08, 2007)
All games

|----- PATs -----|

SCORING	TD	FGs	Kick	Rush	Rcv	Pass	DXP	Saf	Points
DeBrian Holmes	3	0-0	0-0	0-0	0	0-0	0	0	18
Brian Pate	0	1-2	13-13	0-0	0	0-0	0	0	16
Drew Atchison	2	0-0	0-0	0-0	0	0-0	0	0	12
Elliott Mack	1	0-0	0-0	0-0	0	0-0	0	0	6
Jake Phillips	1	0-0	0-0	0-0	0	0-0	0	0	6
Thomas Schonder	1	0-0	0-0	0-0	0	0-0	0	0	6
Tony Viola	1	0-0	0-0	0-0	0	0-0	0	0	6
C. Marriner	1	0-0	0-0	0-0	0	0-0	0	0	6
Cameron Dohse	1	0-0	0-0	0-0	0	0-0	0	0	6
D.J. McAulay	1	0-0	0-0	0-0	0	0-0	0	0	6
Terrell Wells	1	0-0	0-0	0-0	0	0-0	0	0	6
Total.....	13	1-2	13-13	0-0	0	0-0	0	0	94
Opponents.....	9	1-1	8-9	0-0	0	0-0	0	0	65

TOTAL OFFENSE	G	Plays	Rush	Pass	Total	Avg/G
Jake Phillips	2	69	25	675	700	350.0
C. Marriner	2	17	128	0	128	64.0
DeBrian Holmes	2	26	95	0	95	47.5
Tony Viola	2	12	56	0	56	28.0
Thomas Schonder	1	6	45	0	45	45.0
Mike Potts	1	6	0	33	33	33.0
Jimmy Hobson	1	2	8	0	8	8.0
Elliott Mack	2	2	7	0	7	3.5
D.J. McAulay	2	1	6	0	6	3.0
David Miller	2	1	-12	0	-12	-6.0
Total.....	2	143	358	708	1066	533.0
Opponents.....	2	132	530	224	754	377.0

FIELD GOALS	FGM-FGA	Pct	01-19	20-29	30-39	40-49	50-99	Lg	Blk
Brian Pate	1-2	50.0	0-0	1-1	0-1	0-0	0-0	20	0

FG SEQUENCE	William and Mary	OPPONENTS
DELAWARE	(20), 35	-
VMI	-	(24)

Numbers in (parentheses) indicate field goal was made.

PUNTING	No.	Yds	Avg	Long	TB	FC	I20	Blkd
David Miller	3	126	42.0	44	0	0	1	0
Total.....	3	126	42.0	44	0	0	1	0
Opponents.....	6	226	37.7	51	0	2	3	0

KICKOFFS	No.	Yds	Avg	TB	OB
Brian Pate	12	717	59.8	0	1
David Miller	4	194	48.5	0	0
Total.....	16	911	56.9	0	1
Opponents.....	12	701	58.4	0	0

2007 Tribe Football

William and Mary Overall Individual Statistics (as of Sep 08, 2007)
All games

ALL PURPOSE	G	Rush	Rec	PR	KOR	IR	Tot	Avg/G
C. Marriner	2	128	-16	0	203	0	315	157.5
D.J. McAulay	2	6	162	0	0	0	168	84.0
DeBrian Holmes	2	95	40	0	7	0	142	71.0
Drew Atchison	2	0	141	0	0	0	141	70.5
Elliott Mack	2	7	126	0	0	0	133	66.5
R.J. Archer	2	0	104	0	0	0	104	52.0
Cameron Dohse	2	0	77	0	0	0	77	38.5
Tony Viola	2	56	0	0	0	0	56	28.0
Rob Varno	2	0	53	0	0	0	53	26.5
Thomas Schonder	1	45	0	0	0	0	45	45.0
Jake Phillips	2	25	0	0	0	0	25	12.5
David Caldwell	2	0	0	0	11	0	11	5.5
Matt Otey	2	0	10	0	0	0	10	5.0
Jimmy Hobson	1	8	0	0	0	0	8	8.0
Terreon Conyers	1	0	7	0	0	0	7	7.0
Derek Cox	2	0	0	4	0	0	4	2.0
Marshall Dill	1	0	4	0	0	0	4	4.0
David Miller	2	-12	0	0	0	0	-12	-6.0
Total.....	2	358	708	4	221	0	1291	645.5
Opponents.....	2	530	224	13	255	0	1022	511.0

2007 Tribe Football

William and Mary Overall Defensive Statistics (as of Sep 08, 2007)
All games

DEFENSIVE LEADERS	GP	Tackles			TFL/Yds	Sacks		Pass Def			Fumbles		Blkd	
		Solo	Ast	Total		No-Yds	Int-Yds	BrUp	QBH	Rcv-Yds	FF	Kick	Saf	
6 David Caldwell	2	10	10	20	2.5-9	.	.	1	.	.	1	.	.	
17 R. Livingston	2	11	8	19	
44 Josh Rutter	2	3	16	19	1-0	
21 Michael Pigram	2	6	11	17	1.0-1	
35 Ryan Horvath	2	7	5	12	1.0-1	1	.	.	
93 Sean Lissemore	2	3	7	10	1.0-7	1.0-7	.	.	.	1-0	.	.	.	
97 Adrian Tracy	2	2	7	9	0.5-3	
95 C.J. Herbert	2	2	7	9	0.5-1	1	.	
54 N. Dewispeleare	1	5	3	8	
37 Derek Cox	2	4	4	8	0.5-2	.	.	1	
39 T.J. O'Neill	1	.	6	6	
13 Evan Francks	2	3	3	6	1.0-6	1.0-6	
66 Derek Toon	2	1	5	6	1.0-5	0.5-2	
26 Mike Alvarado	2	4	2	6	1.0-3	
42 Fred Johnson	2	2	2	4	
50 Todd Reyher	2	.	4	4	0.5-1	0.5-1	
9 Max Harris	2	1	2	3	0.5-3	
38 Terrell Wells	2	1	2	3	1-28	
40 Michael Stover	1	.	3	3	
22 David Houff	2	1	2	3	
69 Carl Watts	1	2	.	2	
58 B. Jean-Pierre	2	1	1	2	
24 Ben Cottingham	1	.	1	1	
4 D.J. McAulay	2	1	.	1	
92 Ryan Jones	2	1	.	1	1.0-2	1	.	.	
3 Marshall Dill	1	.	1	1	
48 Wes Steinman	1	1	.	1	
Total.....	2	72	112	184	12-44	3-16	.	2	.	3-28	3	1	.	
Opponents.....	2	69	96	165	12-55	3-13	.	8	.	1-0	1	.	.	