



# WILLIAM & MARY

**GAME 6: Villanova • Saturday, Oct. 6, 2007 • 6 p.m. • Villanova, Pa. • Villanova Stadium**



## Game Day Information

WILLIAM AND MARY "TRIBE" (3-2, 1-1 CAA) AT VILLANOVA "WILDCATS" (3-2, 1-1 CAA)

**Kickoff:** 6 p.m., Saturday, Oct. 6, 2007

**Site:** Villanova Stadium (12,000, Astroplay)

**Radio:** 5:30 p.m. - The Tribe Football Radio Network will broadcast today's game across the Commonwealth of Virginia. The broadcast can also be heard live online at [www.TribeAthletics.com](http://www.TribeAthletics.com). For a complete listing of the Tribe Football Radio Network, see the next page.

**All-Time Series:** W&M leads 14-9-1.

**Last Meeting:** Oct. 28, 2006; Villanova won, 35-31, in Williamsburg.

## First and 10

W&M plays outside the Commonwealth of Virginia for the first time this season Saturday, visiting Villanova in a key CAA Football game. Saturday's contest also marks the Tribe's first conference road game this season. Starting at Villanova, the Tribe will play four of its final six games away from Zable Stadium. W&M holds a 14-9-1 edge in the series, but the Wildcats have won the last two meetings. The Tribe has not won at Villanova Stadium since 2000. Saturday's contest will match the league's two most successful active coaches, in terms of conference wins, as Villanova head coach Andy Talley is the league's active leader with 89 career conference wins. Tribe head coach Jimmye Laycock is second among active CAA coaches with 70 career league wins. W&M evened its CAA record (1-1) with a 27-22 victory over Towson in its last outing, while the Wildcats' league record fell to 1-1 following a 35-7 loss at ninth-ranked James Madison. Tribe corner Derek Cox was named the CAA Defensive Player of the Week after recording two interceptions in the win over Towson. Quarterback Jake Phillips rushed for a season-high 42 yards and threw a pair of touchdown passes in the win over Towson, bringing his season total to 10. Phillips is second in the CAA in passing average (286.4) and total offense (298.2). Villanova quarterback Antwon Young has also thrown 10 touchdown passes and is sixth in the league in both passing average (195.2) and total offense (217.8).

## 2007 Tribe's Schedule

Date	Opponent	Score/Time
Aug. 30	#19 DELAWARE*	L/49-31
Sept. 8	at VMI	W/63-16
Sept. 15	LIBERTY	W/48-41 (2OT)
Sept. 22	at #17 Virginia Tech	L/44-3
Sept. 29	TOWSON*	W/27-22
<b>Oct. 6</b>	<b>at Villanova*</b>	<b>6 p.m.</b>
Oct. 13	at Maine*	3 p.m.
Oct. 27	MASSACHUSETTS*	1 p.m.
Nov. 3	at Hofstra*	1 p.m.
Nov. 10	JAMES MADISON*	7 p.m.
Nov. 17	at Richmond*	Noon

\*CAA Football conference game

## 2007 Wildcats' Schedule

Date	Opponent	Score/Time
Sept. 1	at Maryland	L/31-14
Sept. 8	at Lehigh	W/30-20
Sept. 15	MAINE*	W/24-17 (OT)
Sept. 22	PENN	W/34-14
Sept. 29	at James Madison*	L/35-7
<b>Oct. 6</b>	<b>WILLIAM AND MARY*</b>	<b>6 p.m.</b>
Oct. 13	at Massachusetts*	1 p.m.
Oct. 27	HOFSTRA*	3:30 p.m.
Nov. 3	at Richmond*	3:30 p.m.
Nov. 10	at Towson*	Noon
Nov. 17	DELAWARE*	3:30 p.m.

\*CAA Football conference game

## The Coaches

### Jimmye Laycock

Alma Mater, Year: William and Mary, 1970  
 W&M Record: 181-129-2 (28th season)  
 Career Record: Same  
 Career vs. VU: 9-7-1

### Andy Talley

Alma Mater, Year: Southern Connecticut, 1967  
 VU Record: 151-96-1 (23rd season)  
 Career Record: 179-114-2 (28th season)  
 Career vs. W&M: 7-9-1

## In The Spotlight

**JOE NICHOLAS**  
**#27, SENIOR, WIDE RECEIVER**

Senior wide receiver Joe Nicholas is this week's featured player: "In The Spotlight". (Page 12)

## Table of Contents

Media Information . . . . .	2
W&M Football Radio Network . . . . .	2
W&M Sports Information Staff . . . . .	2
Projected Depth Chart and Start Chart . . . . .	3
This Week's Opponent: Villanova . . . . .	4
Tale of the Tape . . . . .	4
W&M Football Quick Facts . . . . .	5
W&M Football Game Notes . . . . .	5
The Tribe in 2007 . . . . .	6
Scouting the 2007 Opponents . . . . .	6
CAA Football Information . . . . .	7
National Rankings/Tribe Honor Roll . . . . .	8
Tribe Football Record Watch . . . . .	9
Head Coach Jimmye Laycock . . . . .	11
In The Spotlight: Joe Nicholas . . . . .	12
W&M Football Rosters . . . . .	13-14
Season Game-By-Game Starters . . . . .	15
Tribe in the Red Zone . . . . .	15
W&M Single-Game Highs . . . . .	16
Opponent Single-Game Highs . . . . .	17
Long Plays of the Season . . . . .	17
Top Offensive Performances . . . . .	18
Scoring Drives Chart . . . . .	19
The Last Time It Happened . . . . .	20
W&M Single-Game Records . . . . .	21
Game-By-Game Results . . . . .	22
Quarterback Club Awards . . . . .	25
Individual Career-Highs . . . . .	26
Career Statistics . . . . .	28
2007 Season Statistics . . . . .	29



# Media Information



## W&M Media Relations Staff

Pete Clawson (Primary Football Contact)  
Assistant A.D., Media Relations  
(O) 757-221-3369 (E) pmclaw@wm.edu

Mark Hoskins (Secondary Football Contact)  
Assistant to the Director  
(O) 757-221-3344 (E) mjhosk@wm.edu

Kris Sears (Associate SID)  
(O) 757-221-3368 (E) kasear@wm.edu

Rob Turner (Associate SID)  
(O) 757-221-3370 (E) rrtun@wm.edu

Jake Skipper (Intern)  
(O) 757-221-3344 (E) jskip@wm.edu

**Zable Stadium Press Box Phone:** 757-221-3414

**Sports Information Fax:** 757-221-3412

**Web Site:** www.TribeAthletics.com

### Mailing Address:

751 Ukrop Way  
Williamsburg, VA 23185

## Weekly CAA Football Coaches Call

Every Monday from Aug.27-Nov. 19, the CAA Football coaches will hold a teleconference for the media from 10:00-12:10pm (eastern time). Each coach will have a 10-minute slot to discuss his team and answer questions from the media. Members of the media are strongly encouraged to participate in the questioning. For the access number and password contact Scott Meyer in the CAA office at (804) 754-1616, x20.

10:00 CAA Football update  
10:10 Dave Clawson, Richmond  
10:20 Jimmye Laycock, William & Mary  
10:30 Andy Talley, Villanova  
10:40 Rocky Hager, Northeastern  
10:50 Mickey Matthews, James Madison  
11:00 Jack Cosgrove, Maine  
11:10 Don Brown, Massachusetts  
11:20 Tim Stowers, Rhode Island  
11:30 K.C. Keeler, Delaware  
11:40 Sean McDonnell, New Hampshire  
11:50 Dave Cohen, Hofstra  
12:00 Gordy Combs, Towson

## CAA Football Press Box Phone Numbers

Delaware	302-831-6199/302-831-2186
Hofstra	516-463-5247
James Madison	540-568-6521
Maine	207-581-1049
Massachusetts	413-545-3550
New Hampshire	603-862-2585
Northeastern	617-566-5956
Rhode Island	401-874-4616
Richmond	804-355-6110
Towson	410-704-3102
Villanova	610-519-5290
William and Mary	757-221-3414

## Interviews

All requests for interviews must be directed through the Sports Information Office. Players are available Monday morning until noon Thursday. Please call either Pete Clawson, or Mark Hoskins, with interview requests.

## Weekly Press Conference

A press conference with head coach Jimmye Laycock will be held every Tuesday at noon at the Hospitality House in Williamsburg. Lunch is served around noon, followed by opening remarks and a question and answer session with Coach Laycock. Interviews with selected players will follow the luncheon. Please confirm your attendance with Pete Clawson in the Sports Information Office at least 24 hours in advance.

## Game Credentials

Please make all press and photo requests at least one week in advance. Tickets and parking passes can be mailed with one week's notice. If not, tickets can be picked up, with proper credentials, at the Will Call Window at Zable Stadium on the morning of the game. **\*\*PARKING PASSES CANNOT BE LEFT AT WILL CALL\*\***

## Press Parking

Parking for members of the working press is available just southeast of Zable Stadium in front of the University Center. Parking is limited and media members are encouraged to arrive early.

## Photographers

Please observe the NCAA rules, which prohibit photographers between the 25 yard lines.

## Press Box Services

Located atop the East grandstand of Zable Stadium at Cary field, the press box officially opens two hours prior to kickoff. Pregame notes, flip cards and programs will be available prior to the start. Complete halftime statistics, as well as final team and individual statistics, are available immediately following the game.

## Radio

Visiting radio lines may be rented through the Sports Information Office at a cost of \$75 per line. The radio booth for the visiting team is located at the south end of the press box on the lower level. Radio stations should make arrangements with the Sports Information Office at least a month in advance. Requests for the line will be honored on a first-come, first-served basis.

## Visiting Film Crews

Space will be allotted in the West Press Box for film and video crews of visiting teams' coaches' shows. We will provide two spots per team.

## Post-Game Procedures

Head coach Jimmye Laycock and the visiting coach will be available about 10 minutes after the game in an interview area located directly below the press box. Individual W&M players' names should be given to Pete Clawson during the fourth quarter and they will be made available in the interview room.

## The William and Mary Football Radio Network

The W&M Athletics Department is in its second year of a partnership for the Tribe Radio Network with local stations, 92.3 FM "The Tide" and 107.9 FM "WBACH", as the network's Co-Flagships.

"We are extremely excited to be teaming up with Tribe Athletics," said Tom Davis, the President of Davis Media LLC. "We look forward to enhancing the broadcasts and broadening the reach of the games to the many fans throughout Tidewater Virginia."

The partnership provides the College with solid coverage of the peninsula, as the station's combined footprint reaches from eastern areas of Richmond to the western parts of Norfolk. Tribe fans in Richmond will also be able to catch the action on 1450AM WCLM, which returns for its third season as an affiliate. Also, as usual, long-standing network member WBRG, AM 1050 of Lynchburg is back to carry all the action for 2007.

In addition to the radio coverage, all broadcasts can be heard live on the web at [www.TribeAthletics.com](http://www.TribeAthletics.com), free of charge.

The College's long-standing broadcast team of team of Jay Colley and Bob Sheeran remain in place to deliver all the action of Tribe football over the airwaves.

### William and Mary Radio Network Affiliates

"The Tide"	92.3 FM	Williamsburg
WBACH	107.9 FM	Williamsburg
WBRG	1050 AM	Lynchburg
WCLM	1450 AM	Richmond





# Depth Chart

## Offensive Depth Chart: Villanova Game

Pos.	No.	Name	Elg.	Ht.	Wt.	Notes
WR	2	Elliott Mack	JR	6-0	200	Hauled in career-long 61-yard TD reception against Towson
	81	Cameron Dohse	RF	6-0	186	Has at least one reception in the last four games
LT	67	Brent Cochran	SR	6-5	306	Two-year returning starter with 25-straight starts
	63	Keith Hill	RF	6-4	312	Saw snaps in the second half at Virginia Tech
LG	79	Michael Grant	JR	6-5	287	Started first five games of his career at left guard this season
	72	Justin Oliver	SR	6-4	286	Started 11 games at guard last season after missing all of '05
C	53	Luke Hiteshew	JR	6-1	290	Started five games at center this season after starting at guard in '06
	75	Eric O'Brien	JR	6-1	262	Moved to offensive line from defensive line during '06 spring practice
RG	56	C.J. Muse	SO	6-4	310	Started first four games at right guard this season
	51	Tim Kelley	SR	6-2	300	Reserve center last season with action in three games
RT	71	Brad Stewart	SR	6-3	300	Has started 27 consecutive games at right tackle
	77	Jake Marcey	FR	6-4	280	True freshman member of the travel squad
TE	86	Drew Atchison	SR	6-7	250	Held to one catch vs. Towson; Still leads team with 19 receptions
	98	Rob Varno	SO	6-5	225	Has five receptions for 83 yards
WR	27	Joe Nicholas	SR	6-3	225	Caught his 20th career touchdown pass vs. Towson (See page 9)
	16	R.J. Archer	SO	6-2	222	Team-high tying three receptions for 30 yards against Towson
QB	11	Jake Phillips	JR	6-3	219	Ranks second in the CAA in passing yards per game (298.2)
	10	Mike Potts	SR	6-4	226	Completed 57.1% (8-14) of his attempts on the season
TB	25	Courtland Marriner	RF	5-9	181	Returned to action vs. Towson after missing two games with injury
	5	Tony Viola	SR	6-1	216	Scored Tribe's final touchdown vs. Towson on a 2-yard run in the third
FB	46	Matt Otey	SR	5-11	231	Returned to action vs. Towson after missing previous two games
	45	Graham Falbo	SR	6-0	235	One reception for 10 yards at Virginia Tech

## Defensive Depth Chart: Villanova Game

Pos.	No.	Name	Elg.	Ht.	Wt.	Notes
DE	97	Adrian Tracy	SO	6-4	245	Season-high 3.0 tackles for loss and one QB sack at Virginia Tech
	58	Bryan Jean-Pierre	RF	6-3	245	Recorded three total tackles and one QB sack at Virginia Tech
DT	93	Sean Lissemore	SO	6-4	271	Recorded first career interception in second quarter vs. Towson
	69	Carl Watts	RF	6-3	255	Recorded a pair of unassisted tackles at VMI; Saw snaps at VT, vs. TU
DT	92	Ryan Jones	SR	6-3	258	Forced a fumble and had one unassisted tackle for loss at VMI
	66	Derek Toon	RF	6-3	280	Assisted on a quarterback sack at VMI; Two assists against Liberty
DE	95	C.J. Herbert	SO	6-3	262	Broke up two pass attempts vs. Towson
	40	Mike Stover	FR	6-3	255	Two solo tackles in each of the last two games
MLB	44	Josh Rutter	JR	6-3	230	Season-high 15 tackles against Liberty with seven unassisted stops
	50	Todd Reyher	JR	6-0	227	Season-high four total tackles at Virginia Tech
WLB	21	Michael Pigram	JR	5-10	220	Second on team with nine TT, including six solo and TFL, vs. Towson
	13	Evan Francks	RF	5-11	210	Recorded five total tackles, including solo sack, at VMI; Four stops at VT
SLB	39	T.J. O'Neill	SR	6-2	239	Returned to action vs. Towson after missing three games with illness
	48	Wes Steinman	RF	6-2	215	Made first career start at linebacker vs. Towson
CB	9	Max Harris	SO	5-10	189	Seven total tackles with three unassisted against Towson
	38	Terrell Wells	FR	5-10	180	Season-high four total tackles with three assists at Virginia Tech
SS	6	David Caldwell	SO	5-11	205	Led team in tackles two-straight games; 14 total stops, TFL, vs. Towson
	22	David Houff	JR	6-1	200	Recorded season-high six total tackles, including five solo, vs. Towson
FS	17	Robert Livingston	SO	6-3	220	Nine total tackles and career-high four pass break-ups vs. Towson
	26	Michael Alvarado	RF	6-0	198	Recorded a pair of unassisted tackles against Liberty
CB	37	Derek Cox	JR	6-1	193	Leads team and CAA with three interceptions, eight passes defended
	24	Ben Cottingham	RF	5-9	162	Assisted on two tackles at Virginia Tech
(OR)	42	Fred Johnson	SO	6-1	195	Tallied two tackles at VMI; Two stops at Virginia Tech

## Special Teams Depth Chart: Villanova Game

Pos.	No.	Name	Elg.	Ht.	Wt.	Notes
PK/KO	80	Brian Pate	SO	5-9	175	Connected on 6-of-9 FG attempts, 22-for-22 on PATs this season
	87	David Miller	RF	6-0	170	Team's starting punter
P	87	David Miller	RF	6-0	170	Downed three punts inside TU 20-yard line, including two inside the 10
	80	Brian Pate	SO	5-9	175	Team's starting place-kicker
H	16	R.J. Archer	SO	6-2	222	First season as team's starting holder
LS	45	Graham Falbo	SR	6-0	235	First season as starting long snapper
SS	67	Brent Cochran	SR	6-5	306	Handles snapping on placement kicks; Third year as starter
KR	6	David Caldwell	SO	5-11	205	Ripped of season-long 54-yard return vs. Towson
	38	Terrell Wells	FR	5-10	180	One return for 22 yards this season
PR	16	R.J. Archer	SO	6-2	222	Returned two punts for eight total yards against Towson
	37	Derek Cox	JR	6-1	193	Season-high two punt returns at Virginia Tech for eight yards

## Start Chart

Offense	2007	Streak	Career
Joe Nicholas (WR)	3	3	37
Brad Stewart (OT)	5	27	27
Brent Cochran (OT)	5	25	25
Jake Phillips (QB)	5	5	16
Luke Hiteshew (OG)	5	5	14
Justin Oliver (OG)	-	-	11
Mike Potts (QB)	-	-	11
R.J. Archer (WR)	4	3	11
Drew Atchison (TE)	5	6	10
C.J. Muse (OG)	5	7	7
Elliott Mack (WR)	2	1	7
Michael Grant (OL)	5	5	5
D.J. McAulay (WR)	1	-	4
Matt Otey (FB)	-	-	3
Cameron Dohse (WR)	3	-	3
DeBrian Holmes (TB)	3	-	3
Graham Falbo (FB)	1	-	1
Tony Viola (TB)	1	-	1
Courtland Marriner (TB)	1	1	1

Defense	2007	Streak	Career
Josh Rutter (LB)	5	5	19
Derek Cox (CB)	5	5	17
C.J. Herbert (DT)	5	16	16
Michael Pigram (LB)	5	16	16
Adrian Tracy (DE)	5	16	16
David Caldwell (CB)	5	6	6
T.J. O'Neill (LB/DL)	1	-	5
Sean Lissemore (DL)	5	5	5
Robert Livingston (FS)	5	5	5
Ryan Jones (DL)	5	5	5
Max Harris (CB)	5	5	5
David Houff (S)	4	-	4
Ryan Horvath (LB)	3	-	3
Sheldon Alexander (S)	1	-	1
Wes Steinman (LB)	1	1	1

## Longest Active Streaks

Brad Stewart (OT)	27
Brent Cochran (OT)	25
C.J. Herbert (DT)	16
Michael Pigram (LB)	16
Adrian Tracy (DE)	16
C.J. Muse (OL)	7
Drew Atchison (TE)	6
David Caldwell (DB)	6
Jake Phillips (QB)	5
Josh Rutter (LB)	5
Derek Cox (CB)	5
Sean Lissemore (DL)	5
Robert Livingston (FS)	5
Ryan Jones (DL)	5
Max Harris (CB)	5
Luke Hiteshew (OL)	5
Michael Grant (OL)	5
R.J. Archer (WR)	3
Joe Nicholas (WR)	3
Wes Steinman (LB)	1
Courtland Marriner (TB)	1
Elliott Mack (WR)	1

# This Week's Opponent

## Villanova Offense Depth Chart

QB	5	Antwon Young	SO	6-4	215
	17	Chris Whitney	FR	6-3	220
RB	24	Matt Dicken	SR	5-10	205
	22	Angelo Babbaro	RF	5-10	195
WR	4	Anton Ridley	SR	6-4	215
	1	Jonathan Hughes	SR	6-4	210
WR	11	Phil Atkinson	JR	5-11	190
	81	Matt Szczur	FR	5-11	190
WR	3	Brandyn Harvey	SO	6-3	195
	80	Ramin Mobasser	SO	6-1	190
TE	84	Matt Sherry	SR	6-4	255
	86	Michael Bradway	JR	6-2	235
OT	71	Ben Ijalana	FR	6-5	290
	70	Jonathan Bugli	SO	6-5	270
OT	75	Izzy Bauta	JR	6-4	285
	70	Jonathan Bugli	SO	6-5	270
C	61	Michael Sheridan	JR	6-3	300
	55	Thomas Weaver	FR	6-2	275
OG	67	Brant Clouser	FR	6-3	275
-or-	77	Peter Caroppolo	JR	6-3	285
OG	60	Brian Brannigan	SO	6-4	280
	67	Brant Clouser	FR	6-3	275

## Villanova Defense Depth Chart

DE	96	David Dalessandro	JR	6-3	275
	56	Tim Kukucka	SO	6-3	255
NG	55	Thomas Weaver	FR	6-2	275
	94	Phil Matusz	SO	6-3	285
DE	52	Greg Miller	JR	6-3	250
	90	Chris Farmer	RF	6-5	260
LB	91	Osayi Osunde	SO	6-2	240
	49	Marquis Kirkland	FR	6-1	225
LB	54	Terence Thomas	FR	6-0	225
	49	Marquis Kirkland	FR	6-1	225
LB	2	Darrel Young	JR	5-11	235
	42	Jacob Wade	RF	6-0	220
CB	27	Derek Durkin	SR	5-11	185
-or-	28	Salim Koroma	JR	5-6	150
CB	7	Jarred Corey	RF	5-10	180
	6	Justin Murrell	SO	5-10	185
FS	21	John Dempsey	FR	6-0	205
	39	Fred Maldonado	FR	5-11	175
WS	13	Martel Moody	RF	6-0	180
	14	Ross Ventrone	SO	5-9	185
SS	16	Eugene Clay	SR	6-1	205
	39	Fred Maldonado	FR	5-11	175

## Villanova Special Teams Depth Chart

PK/KO	31	Joe Marcoux	JR	6-4	210
	36	Derek Fiorenza	JR	5-8	175
P	83	Zach Ugarte	SO	6-0	205
	36	Derek Fiorenza	JR	5-8	175
H	86	Michael Bradway	JR	6-2	235
LS	48	Will Thompson	SO	6-2	230
	47	Sean Morrissey	SO	6-2	205
KR	81	Matt Szczur	FR	5-11	190
	22	Angelo Babbaro	RF	5-10	195
PR	28	Salim Koroma	JR	5-6	150
	81	Matt Szczur	FR	5-11	190

## Tale of the Tape

Tribe vs. Wildcats

Pos.	W&M	VU	Pos.
WR & TE	6-3/218	6-0/191	DB
OF Backs	6-4/291	6-0/233	LB
OL & TE	6-0/216	6-3/267	DL
DL	6-4/259	6-4/280	OL/TE
LB	6-1/227	6-1/210	OF Backs
DB	6-0/202	6-3/214	WR/TE

\* Averages reflect those of starters only.

## All-Time Series With Villanova

Series Record: W&M leads, 14-9-1

Series Record in Williamsburg: W&M leads, 10-2-1

Series Record in Villanova: VU leads, 7-4

Series Record at Neutral Sites: n/a

First Meeting: Oct. 8, 1966; W&M won, 34-4, in Williamsburg.

## Last 10 All-Time Series Meetings

Year	Date	Result	VU Score	W&M Score	Location
1996	Oct. 19	W	21	30	Villanova, Pa.
1997	Oct. 25	L	20	13	Williamsburg
1998	Sept. 26	L	45	28	Villanova, Pa.
1999	Oct. 9	W	10	45	Williamsburg
2000	Nov. 11	W	41	48	Villanova, Pa.
2001	Nov. 24	W	44	47	Williamsburg
2002	Nov. 2	L	41	20	Villanova, Pa.
2004	Nov. 6	W	29	37	Williamsburg
2005	Oct. 29	L	35	21	Villanova, Pa.
2006	Oct. 28	L	35	31	Williamsburg

## Villanova Series Notes

### Veteran Leadership

When W&M and Villanova meet Saturday, the league's two most successful coaches, in terms of conference wins, will face one another. Villanova's Andy Tally is the league's active leader with 89 conference win, against 68 losses. W&M's Jimmie Laycock is second among active coaches, and fourth all-time on the list, with 70 career league wins, against 46 defeats. The next closest active coach on the list is Maine's Jack Cosgrove (51).

### Well Coached

A case could be made that W&M and Villanova are two of the league's most disciplined programs, as witnessed by the fact the two squads come into Saturday's game ranked 1-2 as the league's least penalized teams. The Wildcats are first in the league, giving away an average of 35.6 yards per game to penalties, while the Tribe is second with an average of 42.8 penalty yards per game.

Additionally, Villanova leads the league in turnover margin (+7) on the year with 14 takeaways against seven turnovers committed. W&M is tied for fourth with a +.40 turnover margin per game (+2 overall). The Tribe's defense has generated eight turnovers, against six give-aways.

-Series notes continue on next page-

## The Last Meeting - Villanova 35, William and Mary 31

WILLIAMSBURG (10/28/06) -- Marvin Burroughs' 1-yard sneak over the goal line with 35 seconds remaining lifted Villanova past William and Mary, 35-31, at Zable Stadium.

Villanova piled up 508 yards of total offense behind Burroughs to snap a two-game losing streak and send W&M to its ninth-consecutive conference loss.

Burroughs completed 15 of 19 attempts for 284 yards and two touchdowns and finished with a net of 31 yards rushing, which included the game-winning 1-yard dive.

The Wildcats covered 67 yards on the drive in 1:34, with no timeouts, after the Tribe's Blair Pritchard gave W&M a 31-28 lead on a 27-yard field goal.

Elijah Brooks rushed for 142 yards and two touchdowns for the Tribe and moved into ninth place on the school's career rushing list (2,298). The senior needed just 16 yards to crack the top 10 entering the day and used his third 100-yard game of the season, and eighth of his career, to continue his move up the chart.

Mike Potts went the distance at quarterback and completed 12 of 24 attempts for 197 yards, including a 57-yard, fourth-quarter touchdown pass to tight end Drew Atchison that tied the game, 28-28, with 7:17 remaining. Potts also added his first-career touchdown run on a 1-yard keeper in the first half.

	1	2	3	4	Final
Villanova	7	10	3	15	35
William and Mary	14	7	0	10	31



Josh Wright had eight tackles, including 1.5 sacks, against Villanova last year.

## Series/Team Notes

### A Win Over Villanova Would . . .

- Mark the first time W&M has won back-to-back conference games since 2005, when the Tribe defeated Northeastern and Towson in the sixth and seventh games of the season.
- Be the Tribe's first win at Villanova since 2000, when W&M overcame a 14-point, fourth-quarter deficit and eventually pulled out a wild 48-41 overtime win.
- Snap the Wildcats' two-game winning streak in the series. Villanova has won three of the last four meetings, including a last-minute, 35-31, come-from-behind win in Williamsburg last season.
- Put the Tribe's record at 4-2, besting the squad's entire 11-game win total from 2006.
- Mark Jimmye Laycock's 71st career league victory and 182nd overall win.
- Avoid a second consecutive 1-2 start in conference play for the Tribe.



*Elliott Mack takes a 61-yard reception to the house against Towson.*

## Commonwealth Crazy

Saturday's game at Villanova will mark the first time this season the Tribe plays outside the Commonwealth of Virginia. Saturday's contest is one of only three total outside of Virginia on the Tribe's schedule in 2007.

While the Tribe will have to make the journey up I-95 to play in Pennsylvania, the Keystone State also shares the designation as a Commonwealth, one of only four in the nation.

## Change the Lights

If the series history is any indication, the scoreboard operator in Villanova Stadium will be one of the busiest people on the premises Saturday evening. Going back to 1998, at least one of the two teams has scored 37, or more, points in the contest. In fact, in five of the nine meetings in that span, the LOSING team has scored at least 28 points. Between 1998-2002, one team scored at least 40 in the series with two games in that same run seeing both teams go over the 40-point mark, a 48-41 Tribe win in '00 and a 47-44 Tribe win in '01.

Last season's meeting in Williamsburg was a relatively pedestrian offensive effort through three quarters, as the College held a 21-20 lead. But, the two teams combined for 25 total fourth-quarter points, leading to a more common total offensive output, and a 35-31 Villanova win.

## Good Match-Up

The College will bring the league's top rated passing offense to the field Saturday evening, averaging nearly 300 passing yards a game (299.4). The Wildcats defense comes into the contest having generated the most interceptions (11) and yielding the second fewest passing touchdowns in the league (5).

## Odd Afternoon

Statistically speaking, the Tribe's win over Towson produced some strange numbers. Starting with the fact Towson both out-rushed (214-105) and out-passed (208-179) the Tribe, giving the Tigers a commanding advantage in total yards, 422 to 284. Towson ran 28 more offensive plays (84-56) and held the ball nearly eight full minutes longer than the Tribe (33:58-26:02). The Tigers also doubled W&M's total number of first downs (24-12).

The defense's ability to create turnovers was where one of the significant differences came, as W&M managed to collect three interceptions with each eventually leading to scores on two touchdowns and one field goal. The other big difference came in the offense's ability to generate a big play, as the Tribe scored on passes of 61 and 38 yards on consecutive second quarter possessions. Between the two scoring drives, the offense took just seven total snaps and covered 134 yards in just 1:09.

Prior to the College's first interception, by defensive tackle Sean Lissimore, Towson had run out to a 13-3 lead, accumulating 218 yards of total offense, compared to just 76 for W&M.

## Did You Know?

Only once in the Tribe's last 11 wins dating back to the start of the 2005 season has the team scored fewer points than the 27 against Towson. The Tribe's 14-13 win at Liberty last season is the only win in that span where the team score fewer points in a victory.

Taking that one step further, the College has won by scoring fewer than 27 points only three times in its last 33 victories, dating back to the 2002 season.

## Statistical Breakdown

	W&M	VU
<b>SCORING</b>	<b>172</b>	<b>109</b>
Points per Game	34.4	21.8
<b>FIRST DOWNS</b>	<b>112</b>	<b>77</b>
Rushing	42	36
Passing	64	39
Penalty	6	2
<b>RUSHING YARDAGE</b>	<b>639</b>	<b>508</b>
Yards Gained	786	687
Yards Lost	147	179
Rushing Attempts	189	186
Average per Rush	3.4	2.7
Average per Game	127.8	101.6
Rushing Touchdowns	11	3
<b>PASSING YARDAGE</b>	<b>1497</b>	<b>976</b>
Att-Comp-Int	162-94-4	127-79-4
Average per Pass	9.2	7.7
Average per Catch	15.9	12.4
Average per Game	299.4	195.2
Passing Touchdowns	10	10
<b>TOTAL OFFENSE</b>	<b>2136</b>	<b>1484</b>
Total Plays	351	313
Average per Play	6.1	4.7
Average per Game	427.2	296.8

## Tribe Quick Facts

Location: . . . . . Williamsburg, Va.  
 Founded: . . . . . 1693  
 Enrollment: . . . . . 5,500  
 Colors: . . . . . Green, Gold and Silver  
 President: . . . . . Gene R. Nichol  
 Chancellor: . . . . . Sandra Day O'Connor  
 Athletics Director: . . . . . Terry Driscoll  
 Stadium: . . . . . Walter J. Zable Stadium at Cary Field  
 Capacity: . . . . . 12,259  
 Surface: . . . . . FieldTurf Pro  
 NCAA Affiliation: . . . . . Division I FCS  
 Conference: . . . . . CAA Football Conference  
 2006 Record: . . . . . 3-8 (1-7 A-10)  
 Ticket Information: . . . . . (757) 221-3340  
 Website: . . . . . www.TribeAthletics.com

## Wildcats' Quick Facts

Location: . . . . . Villanova, Pa.  
 Founded: . . . . . 1842  
 Enrollment: . . . . . 6,240  
 Colors: . . . . . Blue and White  
 President: . . . . . Rev. Peter M. Donohoue, O.S.A.  
 Athletics Director: . . . . . Vince Nicastro  
 Stadium: . . . . . Villanova Stadium  
 Capacity: . . . . . 12,000  
 Surface: . . . . . Astroplay (Artificial Grass)  
 NCAA Affiliation: . . . . . Division I FCS  
 Conference: . . . . . CAA Football (Southern)  
 2006 Record: . . . . . 6-5 (5-3, CAA)  
 Website: . . . . . www.villanova.com  
 SID: . . . . . Dean Kenefick  
 Office Phone: . . . . . (610) 519-6514  
 Email . . . . . dean.kenefick@villanova.edu

# Game Notes



## The Tribe in 2007

Overall:	3-2
At home:	2 - 1
Away:	1 - 1
On grass:	1 - 1
On turf:	2 - 1
At night:	1 - 1
CAA Football overall:	1 - 1
CAA Football home:	1 - 1
CAA Football road:	0 - 0
By Month:	
August:	0 - 1
September:	3 - 1
October:	0 - 0
November:	0 - 0

When scoring first	0 - 1
When opponent scores first	3 - 1
When leading at half	3 - 0
When trailing at half	0 - 2
When tied at half	0 - 0
When leading after 3 qtrs	3 - 0
When trailing after 3 qtrs	0 - 2
When tied after 3 qtrs	0 - 0
When out-passing opponent	2 - 2
When out-rushing opponent	0 - 0
When out-gaining opp. (total off.)	2 - 1
When out-gained by opp.	1 - 1
When leading TOP	1 - 1
When trailing TOP	2 - 1
With an individual 100-yd rusher	1 - 0
With an individual 200-yd passer	2 - 2
With opponent 100-yd rusher	2 - 1
With opponent 200-yd passer	2 - 1
When leading turnover ratio	3 - 1
When trailing turnover ratio	0 - 1

## Scouting 2007 Opponents This Week

**DELAWARE** (5-0, 3-0), at New Hampshire, Noon  
Last Week: W, vs. Monmouth, 42-7

**VMI** (2-3), vs. Presbyterian, 1 p.m.  
Last Week: W, at Robert Morris, 40-13

**LIBERTY** (3-2), at Toledo, 7 p.m.  
Last Week: W, vs. St. Francis (PA), 68-10

**VIRGINIA TECH** (4-1), at Clemson, 6 p.m.  
Last Week: W, vs. North Carolina, 17-10

**TOWSON** (2-3, 0-3), vs. Richmond, Noon  
Last Week: L, at William and Mary, 27-22

**VILLANOVA** (3-2, 1-1), vs. William & Mary, 6 p.m.  
Last Week: L, at James Madison, 35-7

**MAINE** (1-3, 0-2), at Hofstra, 1:30 p.m.  
Last Week: OPEN

**MASSACHUSETTS** (4-1, 2-0), OPEN  
Last Week: L, at Boston College, 24-14

**HOFSTRA** (4-0, 1-0), vs. Maine, 1:30 p.m.  
Last Week: W, vs. Stony Brook, 33-28

**JAMES MADISON** (4-1, 2-0), at Northeastern, 12:30 p.m.  
Last Week: W, vs. Villanova, 35-7

**RICHMOND** (3-1, 2-0), at Towson, Noon  
Last Week: W, vs. New Hampshire, 45-38

## Key Play

While no game is decided by a single play, one play can certainly either start or stop a team's momentum. Tribe defensive tackle Sean Lissemore's second quarter interception managed to do both, as his pick energized both sides of the ball for W&M. Prior to the interception, Towson had gained 218 total yards and scored points on three of its first four possessions.

Already leading 13-3, the Tigers were once again in the red zone, at the 19-yard line. Lissemore's pick was a product of the new blitz packages defensive coordinator Bob Shoop installed for the contest, as Lissemore dropped into coverage while multiple linebackers pursued the quarterback.

Prior to the turnover, W&M's only score, a 36-yard Brian Pate field goal, was set up by a sparkling 54-yard kickoff return by David Caldwell.

After the Lissemore interception, the Towson offense scored only once on its final nine possessions, excluding a field goal as time expired in the first half after an interception. In Towson's final nine possessions, the Tigers generated 204 total yards with 84 coming on its lone scoring drive of the second half.

Conversely, after the pick, the Tribe offense scored on five of its next six possessions.

## Hard Road Ahead

Four of the College's remaining six opponents are either currently unbeaten (Hofstra), or have just one loss (Massachusetts, James Madison, and Richmond). All four of those remaining opponents are ranked in this week's Sports Network FCS Top 25. UMass leads the way at No. 4, followed by JMU (No. 9), Hofstra (No. 12) and Richmond (No. 14), which jumped 11 spots in the poll after defeating formerly 11th-ranked New Hampshire. The Tribe has already played games against ranked opponents Delaware (No. 12) and Virginia Tech (No. 17/AP).

## Leveled Playing Field

Historically, W&M teams have rebounded well from game's against FBS opponents, and the College is now 10-4 in games following contests with team's from the NCAA's bowl subdivision since 1993.

## Extra Effort

The Tribe's 48-41, double overtime win vs. Liberty was the College's eighth all-time overtime game. W&M is 6-2 in overtime contests, including a perfect 5-0 at home. The Tribe's last OT game before Saturday was a double-overtime win at Northeastern in 2005.

## Fresh Start

Due to depth issues along the Tribe's defensive front, true freshman Mike Stover saw his first game action against VMI. With the playing time, he joined Terrell Wells (cornerback) as members of the 2007 recruiting class to see the field. Stover became the first Tribe true freshman defensive lineman to see game action since Brian Williamson in 2003. In the season opener against Delaware, Wells became the first true freshman to score a touchdown for the Tribe since 1992. The last true freshman to reach the end zone was former all-conference tailback Troy Keen.

## Offensive Notes

### Quality Quarterback

Junior Jake Phillips accumulated 221 yards of total offense in the Tribe's win over Towson. He countered a season-low 179-yard passing performance by turning in a season-high 42-yard rushing effort.

Hitting on just 10 of his 23 attempts, Phillips' completion percentage wasn't up to his season average, but he did retain his penchant for the big play. Six of his 10 completions were over 10 yards, including scoring passes of 61 and 38 yards. The 61-yard scoring strike to Elliott Mack stood as his longest career completion.

On the season, just 11 of his 86 completions have gone for less than 10 yards. Phillips' average of 16.65 yards per completion is the top figure among FCS quarterbacks who have connected on 65, or more, passes on the season and the third-highest figure among all quarterbacks ranked in the top 100 in total passing yards. His average of 9.74 yards per attempt ranks second among all FCS quarterbacks who have more than 100 attempts.

Overall, he has thrown for 1432 yards, a total that leads the CAA and is second nationally. His total of 10 touchdown passes is tied for second in the league, trailing only UMass' Liam Coen (11), and is tied for seventh nationally.

Phillips is averaging just under 300 yards passing per game (286.4), which ranks second in the league. He is also average 298.2 yards of total offense per game, a figure this is second in the league and ninth nationally.

## Crystal Ball

If Phillips were to maintain his current average of 286.4 passing yards per game, he would become just the fourth quarterback in school history to eclipse the 3,000-yard passing mark in a season. Only two Tribe quarterbacks, former All-Americans Mike Cook (1995-98) and Lang Campbell (2002-04), have accomplished the feat during an 11-game regular season. Campbell holds the school's 11-game standard, as he threw for 3,037 yards during the 2004 regular season, on his way to winning the Payton Award. Cook's 1998 total of 3,028 passing yards sits second on the school's 11-game record books. Phillips' current average would put him at 3,146 yards.



## Chart Climbing

Currently in ninth-place on the school's career passing yardage list, Phillips' 179-yard effort against Towson pushed his career total to 3,759 passing yards and moved him just 261 yards away from vaulting into the eighth position, currently held by Tom Rozantz (4,019, 1975-78).

His 221 yards of total offense on Saturday moved his career total to 4,098 yards, good for 10th-place on the Tribe's all-time top 10. He is 253 total yards from moving into ninth, past Chris Garrity's total of 4,320 yards, set between the 1979-81 seasons.

Phillips' next two passing attempts will move him into the Tribe's all-time Top 10 in that category, as his career mark of 480 sits just one away from Dave Murphy's (1980-83) 10th-place total of 481. Phillips needs just 10 more completions to pass Murphy for eighth on the school's career list in completions as well. Murphy is in eight with 288 career completions, while Phillips currently has 279. (See complete listing on page 10)

## Phillips' Passing Fancy At Virginia Tech

While the Hokies defensive performance was dominant, quarterback Jake Phillips did manage to post a Hokie individual opponent season-high 243 yards passing. It bested the 217 passing yards Matt Flynn and his second-ranked Louisiana State Tigers recorded in its 48-7 win over Virginia Tech in Baton Rouge.

## Steady Rise

Senior all-conference receiver Joe Nicholas shared the team lead with three receptions for 56 yards in the win over Towson. Nicholas' performance included a 38-yard catch and run for his first touchdown of the season. He punctuated the run with a diving leap into the end zone, which gave the Tribe faithful a glimpse of what his healthy return can bring to the Tribe attack. Nicholas missed the first two games of the season with a knee injury. On just six catches this season, Nicholas is averaging a gaudy 22.7 yards per reception.

Nicholas' scoring jaunt vs. Towson had some historical significance, as his vault into the end zone was both literal and figurative, moving him out of a tie for fifth-place on the school's career touchdown receptions list into a fourth-place tie with current Pittsburgh Steelers Head Coach Mike Tomlin, who collected 20 scoring receptions between 1991-94 season.

Nicholas has appeared in 38 career games, with 37 starts, and is currently sixth in career receptions (165) and seventh in career receiving yards (2,263). Nicholas has caught at least one pass in 35 of his 38 career appearances.

With 90 receiving yards, Nicholas will move two positions into the fifth spot on the career receiving yards list, ahead of Corey Ludwig (2,349, 1990-93) and Jeff Sanders (2,352, 1981-84). With 11 more receptions, Nicholas will jump into the No. 3 spot on the career receptions list. (See complete listing on page 9).

## Elite Atchison

One of the offense's bigger stories has been the standout play of senior tight end Andrew Atchison. While his 6-7, 255-pound frame and soft hands have attracted the attention of many NFL scouts, he has also attracted the attention of opposing defenses. Against Towson, Atchison was limited to one reception for three yards and held out of the end zone in a game for only the second time this season.

Atchison is the team's leading receiver with 19 receptions for 328 yards and three touchdowns. Despite the light afternoon vs. Towson, Atchison's total of 328 receiving yards is still the top figure in the conference and ranks second, nationally, among all tight ends. His average of 17.3 yards per reception and three touchdowns also rank second nationally among tight ends listed in the FCS' top 100 in total receiving yards.

Last week at Virginia Tech, Atchison had five receptions for 81 yards, making him the game's leading receiver. It also marked the second-straight week Atchison led the team in receptions.

Atchison is on pace to become only the second tight end in Laycock's 28-year tenure to lead the team in either receptions or receiving yards. Glenn Bodnar (1982-84) did both in 1984, as he established the team's position records for both single-season receptions (69) and receiving yards (757).

The College's position record for single-season touchdowns is held by Mike Leach (1998-99), who had six touchdowns to go along with 58 catches for 653 yards during the 1998 season.

Atchison has already been over the 100-yard receiving mark twice this season against both Delaware (139) and Liberty (103). He contributed several big plays in the team's double overtime win vs. Liberty, but none bigger than his 15-yard, diving touchdown catch in the first overtime period. In fact, five of his six catches against the Flames were for 15-yards, or more. He also had one of the team's biggest offensive plays in the season opener with Delaware, as he brought down a 50-yard touchdown catch and run. His 139-yard effort stands as the best single-game performance for a Tribe tight end since Glenn Bodnar set the school's position record with a 183-yard performance vs. Colgate in 1983. Atchison's six-receptions against the Blue Hens are the most for a Tribe tight end since 1999, when current Denver Bronco, Mike Leach, had seven receptions for 64 yards in a 30-20 loss to James Madison.

Atchison has now caught a pass in 10 straight contests for the College. His last game without a reception came in the sixth game of last season at Liberty.

## CAA FOOTBALL CONFERENCE



### 2007 CAA Football Standings

South	CAA	Overall	H	A
Delaware	3-0	5-0	3-0	2-0
James Madison	2-0	4-1	4-0	0-1
Richmond	2-0	3-1	1-0	2-1
<b>William and Mary</b>	<b>1-1</b>	<b>3-2</b>	<b>2-1</b>	<b>1-1</b>
Villanova	1-1	3-2	2-0	1-2
Towson	0-3	2-3	1-1	1-2

North	CAA	Overall	H	A
Massachusetts	2-0	4-1	2-0	2-1
Hofstra	1-0	4-0	2-0	2-0
Northeastern	0-1	1-3	1-1	0-2
New Hampshire	0-2	2-2	1-0	1-2
Maine	0-2	1-3	1-1	0-2
Rhode Island	0-2	1-4	0-2	1-2

### Around CAA Football This Week

Saturday, Oct. 6	Time/TV
*Delaware at New Hampshire	Noon/CN8
*Richmond at Towson	Noon/CSN
*James Madison at Northeastern	12:30 p.m.
*Maine at Hofstra	1:30 p.m.
*William and Mary at Villanova	6 p.m.

### Last Week's CAA Football Results

\*William and Mary 27, Towson 22  
 \*James Madison 35, Villanova 7  
 \*Richmond 45, New Hampshire 35  
 Boston College 24, Massachusetts 14  
 Rhode Island 49, Brown 42 (2 OT)  
 Delaware 42, Monmouth 7  
 Hofstra 33, Stony Brook 28

### Last Week's CAA Football Players of the Week

Offense: Rodney Landers, James Madison, QB  
 Defense: Derek Cox, William and Mary, DB  
 Special Teams: Justin Rogers, Richmond, KR  
 Rookie: Cody Cipalla, Delaware, DB



*Junior Derek Cox was named the CAA Defensive Player of the Week on Monday.*

# Game Notes



## National Rankings

### CAA Football in the National Polls

Sports Network (Oct. 1)	FCS Coaches (Sept. 24)
Massachusetts (5)	Massachusetts (2)
James Madison (9)	James Madison (9)
Delaware (11)	New Hampshire (11)
Hofstra (12)	Delaware (12)
Richmond (14)	Hofstra (14)
New Hampshire (15)	Richmond (25)

### Sports Network FCS Top 25 - Oct. 1 Poll

Team (First Place Votes)	Record	Last Week
1. Montana (52)	4-0	1
2. Northern Iowa (23)	5-0	3
3. North Dakota State (19)	4-0	4
4. Massachusetts (11)	4-1	2
5. Appalachian State (2)	4-1	5
6. McNeese State (7)	4-0	6
7. Southern Illinois (2)	5-0	7
8. Wofford (3)	4-1	8
9. James Madison	4-1	9
10. Youngstown State	4-1	10
11. Delaware	5-0	12
12. Hofstra	4-0	14
13. Montana State	3-1	18
14. Richmond	3-1	25
15. New Hampshire	2-2	11
16. Eastern Illinois	3-2	19
17. Nicholls State	3-1	23
18. Yale	3-0	22
19. Sam Houston State	2-2	15
20. Delaware State	3-1	NR
21. Hampton	3-1	13
22. Western Illinois	3-2	17
23. Illinois State	2-3	16
24. Cal Poly	3-2	NR
25. Southern	5-0	NR

## Tribe Football Honor Roll

### CAA Defensive Player of the Week

Derek Cox - Oct. 1

### CAA Special Teams Player of the Week

Brian Pate - Sept. 17

College Sporting News

National Special Teams

### SME Network Weekly Stars

Drew Atchison (TE) - Sept. 4, Sept. 18

## Steady Archer

Another constant for the Tribe's receiving corps has been the play of sophomore R.J. Archer. With three catches for 30 yards against Towson, Archer extended his streak of consecutive games with at least one catch to 16, which accounts for every career appearance. He has caught at least two passes in 12-straight appearances and currently has 16 catches for 229 yards this season. At Virginia Tech, Archer recorded three receptions as well for 39 yards.

After seeing action in all 11 games of the 2006 season as a wide receiver, Archer concentrated his entire spring, summer and the great majority of his fall camp work outs competing for the starting quarterback position. Archer made the switch back to wide receiver just days before the opening kickoff with Delaware. With a late camp injury preventing projected senior starter Joe Nicholas from suiting up, Archer stepped right back into the starting line-up and made his eighth-straight start at wide out. Despite throwing far more passes than he caught over the last eight months, Archer didn't miss a beat as he contributed five receptions for 58 yards in the season opener.

## Tribe Offensive Tidbits

- Junior receiver Elliott Mack made the most of his one reception vs. Towson, as he cradled a perfect spiral from Phillips and carried it 61-yards to paydirt. The catch and run ranks as his career long reception and gives him three touchdowns on the season, tying him for the team lead with Atchison.
- Redshirt freshman tailback Courtland Marriner returned to action after missing two contests with an injured thumb sustained in the season's second game at VMI. He recorded 11 carries for 20 yards.
- Senior tailback Tony Viola was his usual steady self Saturday and came through with two of the most crucial carries in the win at Towson. With the Tribe clinging to a 20-16 lead in the third quarter, the offense was given golden field position after Derek Cox's 69-yard interception return to the Tiger 25-yard line. After a 14-yard scramble by Phillips put W&M on the 11-yard line, Viola turned in the run of the afternoon, carrying a number of Towson defenders the majority of the nine yards he gained. The inspired effort was duplicated on the next snap, as he bullied his way to the end zone and gave the squad what was the eventual margin of victory.

## Sure Footing

With a pair of field goals and nine total points, sophomore place kicker Brian Pate re-entered the conference top-10 list in scoring this week. Pate is averaging 8.0 points per game, which is tied for eighth among all league players. For kickers, Pate is tied for fourth in scoring. He was 2-for-3 on field goal attempts against Towson, missing only on what was a career-long 46-yard attempt. With three PATs, Pate is now a perfect 22-for-22 on extra points.

Pate was named the CAA Football Special Team's Player of the Week for his performance in the Tribe's double-overtime victory over Liberty. Appearing in just his third career game, Pate connected on two field goal attempts, including a career-long 43-yarder, and was perfect on six extra point attempts, including two in overtime. Pate drilled the 43-yard field goal as time expired in the first half, giving W&M a 17-13 lead at the break. He also connected on his only other field goal attempt, a 19-yarder in the fourth quarter.

With the performance, Pate scored a career-high 12 total points. A week earlier, Pate set a school record with nine extra-points in the Tribe's 63-16 win at VMI.

## Tribe Offense In Elite Company

Since taking over the program in 1980, Laycock has coached a total of seven teams that have averaged 30, or more, points per game. Five of those seven teams participated in postseason play. The average number of victories among the seven teams is 8.6.

For the record, previous to Laycock's tenure on campus, the only other team in Tribe history that averaged better than 30 points per game was the 1946 squad, which produced 34.7 points a game.

The following is a complete listing of all the teams in school history to average better than 30 points per game:

Rank	Team	Scoring Avg.	Final Record
1.	1993	36.8	9-3
2.	1990	35.9	10-3
3.	2004	34.7	11-3
	1946	34.7	8-2
5.	2007	34.4	
6.	1991	31.8	5-6
7.	1998	31.5	7-4
8.	1996	30.3	10-3
9.	2001	30.2	8-4

*QB Jake Phillips rushed for a season-high 42 yards against Towson.*







## Defensive Notes

### Tribe Gets Season-High Three Interceptions Against Towson

The Tribe defense gained a season-high three turnovers, all on interceptions, in the win over Towson Saturday. Junior corner Derek Cox recorded a pair of interceptions, and redshirt freshman defensive tackle Sean Lissimore had his first career pick. The last player to have two interceptions in one game was former strong safety Jon Shaw (2002-05), who picked off two passes at Rhode Island in 2005. The last time the Tribe had three interceptions in a game was also in 2005, when W&M recorded three picks in a loss at Villanova.

W&M is averaging one interception per game, and the squad's total of five is tied for the fifth best mark in the CAA. Last season, the Tribe recorded a total of eight interceptions through the 11-game campaign.

### Pass Defense Continues To Lead Conference

The Tribe's three picks against the Tigers were part of another strong defensive effort against the pass. W&M held Towson quarterback Sean Schaefer below both his season passing average, allowing 208 yards through the air on Saturday, and season completion percentage, allowing 21 completions on an opponent season-high 40 attempts. The Tribe forced three consecutive incompletions inside its own 15-yard line in the final minute, securing the victory.

W&M continues to lead the CAA in pass defense, allowing an average of 157.8 yards passing per game. The next lowest average is 172.2 yards per game and is held by Maine. The Tribe has allowed five touchdown passes, the second-lowest figure in the league.

### Getting Better Late

The Tribe defense also continued another recent trend against Towson in turning in a strong second-half performance. After allowing points on three of Towson's first four possessions in the first half, W&M settled in and surrendered only six points over the final 30 minutes. In fact, after the Tigers took a 13-0 lead, the Tribe surrendered only 204 total yards the rest of the afternoon, 84 of which came on the final Towson touchdown drive early in the fourth quarter, forced three turnovers and allowed only two first-down conversions on 10 Towson attempts.

Over the last two games, the Tribe defense has allowed only three third down conversions on 15 total attempts in the second half, which includes a 1-for-8 effort by Virginia Tech on Sept. 22. W&M has surrendered only nine points in the second half over the last two games and forced eight punts and the game-saving turnover on downs against Towson.

### Tribe Defense Stout in the Red Zone

The defensive stand that secured the 27-22 victory over Towson was one of two red zone scoring opportunities for the Tigers the Tribe turned away. The other stop in the red zone came when Sean Lissimore intercepted a Schaefer pass at the W&M 11-yard line. And though the Tigers came away with points on four other trips inside the red zone, on three of those occasions W&M held Towson to field goals, which was one of the keys to the victory. Last week at Tech, W&M also held the Hokies to field goals on two trips inside the red zone. W&M has two interceptions inside the defensive red zone this season, the second-best mark in the league.

### Tribe Cashing In on Turnovers

W&M took full advantage of the three turnovers it forced against Towson, as the Tribe scored on its resulting possession each time. Twice Derek Cox interceptions set the Tribe up in Towson territory, including an impressive 69-yard interception return to the Tigers' 25-yard line. W&M has gone on to score following an interception after four of the Tribe's five picks this season. W&M has also scored following a fumble recovery and directly scored on a 28-yard fumble return by Terrell Wells against Delaware.

### Tribe Forces Eight Hokie Punts

By forcing a season-high eight punts against Virginia Tech Saturday, the Tribe matched the collective total of punts it had forced through the first three games of the season. The last time W&M forced eight punts in a game was against Delaware in 2005. W&M also forced eight punts in the 56-0 victory over Liberty earlier that season.

### Tribe Busy in Hokie Offensive Backfield

W&M's 8.0 tackles behind the line of scrimmage at Virginia Tech included a season-high 4.0 quarterback sacks. The last time the Tribe collected as many TFL was the shutout win over Liberty in 2005, and the last time W&M recorded four quarterback sacks in a game was last season at Towson, where the Tribe finished with a total of five.

### Tribe Among Individual CAA Statistical Leaders

On the strength of his 14-tackle effort against Towson, sophomore David Caldwell was fourth in tackles per game, averaging 10.4 stops per game, in this week's CAA stats report. Junior linebacker Josh Rutter was also in the top 10, ranking 10th with an average of 9.2 tackles per game. Sophomore Robert Livingston wasn't far behind either, ranking 15th with 7.6 tackles per game. With three interceptions, Derek Cox leads the league and his average of 1.60 passes defended per game is also the top mark in the CAA. Caldwell also ranks fifth in tackles for loss per game (1.10), tied with teammate Adrian Tracy. Rutter is tied for the league lead with two fumble recoveries.

## Tribe Record Watch (Through 9/29)

### Touchdown Receptions

1. Rich Musinski, 2000-03	31
2. Dave Conklin, 1996-99	27
3. Harry Mehre, 1985-88	26
4. <b>Joe Nicholas, 2004-</b> Mike Tomlin, 19991-94	<b>20</b> 20
6. Chris Rosier, 1997-2000	19
7. Vito Ragazzo, 1948-50	18
8. Josh Whipple, 1994-96	17
9. Dominique Thompson, 2001-04	16
10. Kurt Wrigley, 1980-82	15

### Receptions

1. Rich Musinski, 2000-03	223
2. Dave Conklin, 1996-99	190
3. Jeff Sanders, 1981-84	175
4. Chris Rosier, 1997-00	174
5. Michael Clemons, 1983-86	172
6. <b>Joe Nicholas, 2004</b>	<b>165</b>
7. Harry Mehre, 1985-88	161
8. Glenn Bodnar, 1982-84	145
9. Kurt Wrigley, 1980-82	141
10. Terry Hammons, 1991, 1993-95 Corey Ludwig, 1990-93	140 140

### Receiving Yards

1. Rich Musinski, 2000-03	4168
2. Dave Conklin, 1996-99	3269
3. Chris Rosier, 1997-00	2884
4. Harry Mehre, 1985-88	2748
5. Jeff Sanders, 1981-84	2352
6. Corey Ludwig, 1990-93	2349
7. <b>Joe Nicholas, 2004-</b>	<b>2263</b>
8. Terry Hammons, 1991, 1993-95	2134
9. Dominique Thompson, 2001-2004	2123
10. Mike Tomlin, 1991-94	2054

### Career 100-Yard Receiving Games

1. Rich Musinski, 1999-2003	21
2. David Conklin, 1995-1999	12
3. Chris Rosier, 1996-2000	8
Mark Compher, 1987-1990	8
5. <b>Joe Nicholas, 2004-</b>	<b>7</b>
Josh Whipple, 1992-1996	7



# Game Notes

## Tribe Record Watch (Through 9/29)

### Passing Yards

1. Dave Corley, Jr., 1999-02	9805
2. Stan Yagiello, 1981-85	8249
3. Mike Cook, 1995-98	7295
4. Chris Hakel, 1988-91	7025
5. Lang Campbell, 2001-2004	6494
6. Shawn Knight, 1991-94	5705
7. Chris Garrity, 1979-81	4536
8. Tom Rozantz, 1975-78	4019
9. <b>Jake Phillips, 2005-</b>	<b>3759</b>
10. Dan Darragh, 1965-67	3361
11. Dave Murphy, 1980-83	3087

### Total Offense

1. Dave Corley, Jr., 1999-02	10948
2. Stan Yagiello, 1981-85	8168
3. Mike Cook, 1995-98	7245
4. Lang Campbell, 2001-2004	7149
5. Chris Hakel, 1988-91	7058
6. Shawn Knight, 1991-94	6408
7. Tom Rozantz, 1975-78	5385
8. Bill Deery, 1972-74	4589
9. Chris Garrity, 1979-81	4320
10. <b>Jake Phillips, 2005-</b>	<b>4068</b>
11. Derek Fitzgerald, 1992-95	3749

### Passing Attempts

1. Stan Yagiello, 1981-85	1246
2. Dave Corley, Jr., 1999-02	1168
3. Chris Garrity, 1979-81	913
4. Mike Cook, 1995-98	872
5. Chris Hakel, 1988-91	869
6. Lang Campbell, 2001-2004	763
7. Tom Rozantz, 1975-78	696
8. Shawn Knight, 1991-94	580
9. Dan Darragh, 1965-67	535
10. Dave Murphy, 1980-83	481
Jake Phillips, 2005-	478

### Pass Completions

1. Stan Yagiello, 1981-85	737
2. Dave Corley, Jr., 1999-02	676
3. Mike Cook, 1995-98	540
4. Chris Hakel, 1988-91	523
5. Lang Campbell, 2001-2004	495
6. Chris Garrity, 1979-81	407
7. Shawn Knight, 1991-94	380
8. Tom Rozantz, 1975-78	315
9. Dave Murphy, 1980-83	288
10. <b>Jake Phillips, 2005-</b>	<b>279</b>
11. Dan Darragh, 1965-67	268

## Youth Movement on Defense

A look at the Tribe's roster reveals only three seniors on the defensive side of the ball, while a glance at the two deep shows nine redshirt or true freshman and an additional eight redshirt or true sophomores. This season, four defensive players have made their first career start, while an additional 10 have seen the playing field for the first time. Six sophomores have started, and the 10 players to see their first collegiate snaps this season are redshirt freshmen Evan Francks (LB), Michael Alvarado (DB), Bryan Jean-Pierre (DL), Derek Toon (DL), Carl Watts (DL), Nick Dewispelaere (LB), Wes Steinman (LB) and Ben Cottingham (DB) and true freshmen Terrell Wells (DB) and Michael Stover (DL).

## Caldwell Tops in Tackles Again

Sophomore strong safety David Caldwell is quickly building a case for postseason honors, turning in another strong performance in the win over Towson. Caldwell led the Tribe in tackles for the second-straight week, bringing down 14 Tigers, which included a career-high 10 unassisted tackles. Last week, Caldwell paced the Tribe at Virginia Tech, recording a game-high 10 total tackles. On Saturday, Caldwell added a tackle for loss, bringing his total to 4.5 for the season. In the win over Liberty, Caldwell recorded eight total tackles, an interception and a key tackle for loss in overtime.

In his first season as a starter, Caldwell leads the team with 52 total tackles, including a team-best 29 solo stops. He recorded a career-high 15 total tackles, including 1.5 for loss, earlier this season in the win at VMI, surpassing his previous career mark of 10 set last year against Richmond. Caldwell's 15 stops were the highest single-game tackle total since former safety James Miller ('06) recorded 16 at Villanova in 2005. Caldwell also forced a fumble against the Keydets and broke up a pass.

## Cox's Performance Gains League Award

Junior Derek Cox was named the CAA Defensive Player of the Week on Monday for his effort in the Tribe's win over Towson, becoming the first Tribe player to earn the award since Stephen Cason (2001-05) in 2005. Cox recorded a pair of interceptions against the Tribe, becoming the first Tribe defender to accomplish the feat since 2005 and added an additional three pass break-ups. With opponent's offensives often directing their attack away from Cox, the junior was putting together a solid, but rather quiet season, up until Saturday. Cox now leads the CAA in passes defended per game (1.60) and his three interceptions also lead the conference. He has 20 total tackles, including 10 unassisted stops. Four of those solo tackles came in the win over Towson, as Cox finished with six all together.

## Tracy Gets Back on Track at Tech

Sophomore defensive end Adrian Tracy turned in an impressive effort at Virginia Tech, collecting a game and season-high 3.0 tackles for loss and finishing with six total tackles in all, including five unassisted stops. He continued the resurgence Saturday against Towson, collecting six unassisted tackles, including a solo tackle for loss. Tracy, who led the Tribe and all league rookies in 2006 in tackles for loss (15.5) and quarterback sacks (6.0), grabbed his first pass sack of the season against the Hokies and brought his TFL total to 5.5 on Saturday against Towson. Tracy's total of five unassisted tackles at Tech was one shy of his career-high set last season at Towson, a game in which he also collected a career-high 4.5 tackles for loss.

## Rutter Records First Quarterback Sack

In a little less than two full seasons, junior linebacker Josh Rutter has posted some impressive numbers. He led all league rookies as a redshirt freshman in 2005 with 109 total tackles and tallied 6.5 tackles for loss that season. He has seven career double-digit tackle games, including two this season. After missing the final eight games of 2006 with a knee injury, Rutter came back strong this fall with 11 total tackles in the season opener against Delaware. But, at Virginia Tech, Rutter accomplished a first, recording a quarterback sack against the Hokies. It was one of a season-high four sacks for the Tribe.

Rutter is averaging 9.2 tackles per game, which is 10th in the CAA. He also leads the league with two fumble recoveries. In the win over Liberty, Rutter recorded 15 stops, one shy of his career-mark set in 2005 against Marshall.

## Defensive Quick Hits From Towson

- Senior linebacker T.J. O'Neill returned to action after missing the last three games with an illness. O'Neill recorded two tackles in the victory.
- Sophomore free safety Robert Livingston recorded a career-high four pass break-ups, to go along with nine total tackles, which included six solo stops.
- Sophomore safety David Houff recorded a career-high tying six tackles in the win, including five unassisted stops.
- Sophomore defensive tackle Sean Lissemore recorded his first career interception.
- Sophomore defensive tackle C.J. Herbert batted down two pass attempts, giving him a career-high two PBUs.
- True freshman Terrell Well had a season-high three unassisted tackles.
- Redshirt freshman punter David Miller downed a season-high three punts inside the Tigers' 20-yard line, including two inside the 10. One of Miller's punts was downed at the Tigers' 1-yard line.



# Head Coach Jimmye Laycock



## William and Mary Head Coach Jimmye Laycock

28th Season

Career Record: 181-129-2 (.583)

Comments From Monday's CAA Football Coaches Conference Call:

**• Can you give a run down of the win over Towson?**

I thought Towson was a very good team with a very good quarterback. We were fortunate to get a win. We started out slowly. We weren't clicking in the beginning, for some reason. And then we did, Jake [Phillips] hooked up with Elliott Mack for a 61-yard touchdown and [on the next series] to Joe Nicholas for [a 38-yard score] and that kind of got us moving a little bit. At the end, we had to rely on our defense, and it really came up and had the four stops when Towson drove the ball down

[to the W&M 15-yard line] at the end of the game. We put some pressure on the quarterback and forced the action and I was extremely pleased with our defensive players in the clutch.

**• Talk about [tailback] Courtland Marriner, Saturday was his first game back after missing the last two with a thumb injury and the numbers didn't look good [11 carries for 20 yards]. Was he a little bit rusty or did they just do a real good job on him?**

You know he may not be ready to play, to be honest with you. He's been chomping at the bit to get back in there so we let him, and I think he may have been trying a little too hard to get the big run as opposed to take what was given to him. I think Towson did a pretty good job on us up front. I don't think we blocked as well as we need to, either . . . I think it was a combination of him being overanxious or impatient and us not blocking as well as we needed.

**• Talk about being able to win a game when you're not necessarily clicking as well as you had been.**

I think there are different ways to win - you've have to play with the game you have that day, not worry about the game you don't have, and I thought we handled it pretty well. The numbers were a little bit deceiving because we had some big plays defensively, with Derek Cox's [69-yard] interception run back and some things where we had some short fields we were able to capitalize and score points. So that was a big part, the fact that we got those turnovers, and David Caldwell had a couple really nice kick-off returns, so that helps us a lot. Again, there are different ways to win. You win with defense, you win with special teams, you win with offense, whatever it takes that day and I was really pleased with the way our players came up and did what they had to get the win.

**• It looked like a really big day for the secondary, you mentioned Caldwell and Cox and it looked like Robert Livingston and Max Harris had some decent numbers as well, just talk about that unit.**

One that played very steadily, that didn't show up in the numbers was Livingston, our safety. I thought Robert probably had his best game of the year. Really played well, got around and had a lot of tackles, broke up a couple key plays. Yeah, I think as a group we played well, in the secondary I think it has a lot to do with the pressure you put on the quarterback and you got to make him throw on time.

**• In the last two weeks, you must be pleased with the progress the defense has made.**

We came up with some crucial stops Saturday. In the beginning, we didn't play real well, and then we came on and started playing well in the second half. It seemed like we took a half to get going and then we start playing better. Again, I think defensively we'll continue to get better as the season goes on, I think as young as we are we should be improving and hopefully we will.

**• Tell us a little bit more about Derek Cox and what he means to your defense and his game in general.**

He's becoming an all around defensive back, not just a guy who can cover a pass deep or things of that nature. I'm pleased with the way he's worked to improve his run support, his tackling has improved a great deal and he also has improved his concentration level and his focus out there. You know sometimes, you can get out in left field a little bit there at cornerback, get lowered into not being as intense as you need to be. But Derek's not like that, and he's also been a very good leader on our defensive team. He's very much a stand up type of guy who wants to set the pace and wants to get the other guys up on that level too, so I've been real pleased with Derek.

**• As far as Phillips numbers were concerned [10 of 23 for 179 yards and two TDs], was it more of what Towson was trying to do to stop him or was it that he didn't have quite the game he's been having?**

I think they gave us different coverages, I don't think it was anything he hadn't seen or wasn't ready to play. He made a couple decisions that I think he wishes he hadn't, but then again he threw a couple balls that should have been caught-I mean more than a couple, that really I thought were good balls that we had a very good chance of catching. And I think with a couple of those plays it's a different outlook offensively. But he pulled it down and made a couple big runs for us. I am not displeased with Jake at all. I don't think the numbers always tell you how a guy plays. I thought he played solid. But again, you give him enough stuff, you give him some reads, some extra reads and sometimes I shouldn't give him some things to do but I want to challenge him and push him so he can be the best he can be and I think he's getting to be a very good quarterback.

**• Talk about going up to Villanova and playing an important conference game.**

Well, every game is a big game in the CAA, you'd better come to play. You'd better get yourself ready to play every weekend. You know Villanova got us down here last year [35-31] and did a heck of a job. We've always had some very good games with them, they do a sound job, they have a good coach, they have some very good athletes, and again this will be another tough game for us in the league.

**• Visitors to campus see the Laycock Football Center taking shape, how is W&M trying to make football a priority there?**

Well, I think it's something that our football program has earned. Nothing has been given it to us, we've earned it over the years because of the play and the effort of all assistant coaches and players over the years. Finally we're moving into the modern day, facility-wise, with the new football center. It is coming along very nicely. In the next few months, we should be picking out furniture and things like that so I'm looking forward to the final stages. I know the players are looking forward to getting into that facility.

## The Laycock File

Hometown: Hamilton, VA

Alma Mater: William and Mary (1970)

Graduate Degree: Clemson (1972)

## Winningest Active NCAA FCS Coaches

(By Victories - Through 9/29/07)

1. Mike Kelly (Dayton, 26 seasons)	239
2. Bob Ford (Albany, 38)	218
3. Joe Taylor (Hampton, 24)	194
4. Al Bagnoli (Penn, 25)	190
5. Jerry Moore (Appalachian State, 25)	185
6. Walt Hameline (Wagner, 26)	182
7. Jimmye Laycock (W&M, 27)	181
8. Rob Ash (Drake, 27)	180
9. Andy Talley (Villanova, 27)	178
10. Pete Richardson (Southern, 19)	161

## Division I Coaches Most Years at Current Schools

1. Joe Paterno (Penn State, 1966-2006)	42
2. Bob Ford (Albany, 1973-2006)	35
3. Bobby Bowden (Florida State, 1976-2006)	32
4. Jimmye Laycock (W&M, 1980-2006)	28

## Career CAA Football Coaching Victories

1. Bill Bowes (UNH, 1972-98)	97
2. "Tubby" Raymond (UD, 1966-01)	89
Andy Talley* (VU, 1985- )	89
4. Jimmye Laycock* (W&M, 1993- )	70
5. Jim Reid (UMass, 1986-91, UR, 95-03)	61

## Laycock in the NCAA Playoffs

Year	Round	Opponent, Result
1986	First Round	Delaware, 17-51 (L)
1989	First Round	Furman, 10-24 (L)
1990	First Round	Massachusetts, 38-0 (W)
	Quarterfinals	Central Florida, 38-52 (L)
1993	First Round	McNeese State, 28-34 (L)
1996	First Round	Jackson State, 45-6 (W)
	Quarterfinals	Northern Iowa, 35-38 (L)
2001	First Round	Appalachian State, 27-40 (L)
2004	First Round	Hampton, 42-35 (W)
	Quarterfinals	Delaware, 44-38, 2 OT (W)
	Semifinals	James Madison, 34-48 (L)

## Laycock vs. CAA Football

Team	W	L	T
Delaware	11	17	0
Hofstra	2	2	0
James Madison	12	15	0
Maine	5	2	0
Massachusetts	4	6	0
New Hampshire	9	2	0
Northeastern	10	2	0
Rhode Island	9	2	0
Richmond	19	8	0
Towson	5	0	0
Villanova	9	7	1

# In the Spotlight

## Joe Nicholas, Senior, Wide Receiver



**• Where are you from?**

Hazleton, Pennsylvania.

**• What is Hazleton known for?**

It used to be known for coal mining, but now it's a pretty big football town, high school wise.

**• Has your family always lived there?**

Yes, my entire family lives in or within about 20 minutes of town.

**• What other schools did you consider playing for coming out of high school?**

Well, I almost committed to Richmond the weekend before I came here, but I had a lot of other offers from all the A-10 schools. I kind of looked everywhere. I wanted to go somewhere warm, and I wanted to go somewhere where I thought I could play - so this fit well.

**• Did the success of another Tribe player from your area, Rich Musinski (a two-time All-American and the school's all-time leading receiver), have any affect on you coming here?**

I actually didn't know much about him before I came here and visited. He played right before me; when I was a freshman in high school, he had finished playing [for Wyoming Area] the year before. So I heard about him a little bit, but once I found out where he was from and everything about him it helped a little bit. His high school was about 25 minutes from mine and it's in our league.

**• What activity did you do in high school that had nothing to do with athletics?**

I don't know if there was any, to be honest. Sports have been my life from day one. I helped with Future Business Leaders of America and some other school groups like Senior Class President, Vice President, did anything that needed to be done.

**• What is your best non-athletic skill?**

I'd like to say communicating with people. I'm kind of easy going, laid back, I consider myself able to get along with pretty much anybody.

**• You're a Kinesiology major, do you have any post-football plans?**

I actually spoke with Todd Durkin, who played football at W&M a couple years back. He is a personal trainer out in San Diego. He works with a lot of NFL athletes - including LaDainian Tomlinson and Reggie Bush - and I'd like to do an internship out there when I graduate, to see if it's something I'd like to do. Todd said he'd give me the opportunity to go out there and see what he does. I've talked to [William and Mary Director of Speed, Strength and Conditioning] [John] Sauer about the possibility, as well, as he is close with Todd. I've been talking between the two of them and shooting e-mails back and forth, so that's the plan right now.

**• Coming into this year, you were in the top-10 of all the W&M receiving records, and you had to deal with a preseason injury. How did that affect your mindset coming into this year?**

It was disappointing, only because through 10 years of playing football, all through high school, I never missed a game. I started both sides, offense and defense, for 44 games. In three previous seasons here, I've only missed one game - Marshall - and that wasn't even an injury. I had to go for a MRI, and just didn't get the results back in time to play and they didn't want to take any chances. What made it even harder to deal with was the fact that I prepared extremely hard to have a good year. I wanted to step it up individually, and team wise, take it to the next level. I didn't feel like my play was at its highest level last season. And right off the bat I [get injured in a pre-season scrimmage]. It was a disappointment, but I am working hard in rehab and working out with the brace, I feel like it is getting better every week.

**• Putting that behind you takes a certain amount of mental toughness, how do you approach it now? Do you just have to forget it?**

Basically, after talking to the athletic trainers and team doctors, it came down to either surgery and miss my senior year, or play with it as much as I can. I'm doing as much as I can because it's my last year. I love playing football and I want to finish up as strong as I can. I kind of forget about it, other than the tape and the brace, I don't really worry about it. The injury is in the past; I'm just doing what I can to help the team be successful.

**• We're about halfway through the season, how do you feel like the rest of the year will shake out? Is it the senior class' job to step up and make sure we finish the season strong?**

Definitely. I think we have a good team. I think we took a couple of games to get comfortable with our different assignments, but I think the offense is clicking, we didn't have the best weekend [vs. Towson] and we need to pick it back up. The first three games we played real well, before kind of a let off against Virginia Tech. I think the defense has improved each week and I think as we keep improving together, we should be successful.

**• You have lived with a bunch of your teammates, what sort of relationships have you been able to develop?**

The friendships I've made here have been, by far, the best part of coming here. I live with seven other guys from the team and they are the best friends you could ask for in the world; we'd do anything for each other. On my other recruiting trips, I would see groups, or cliques, at other schools. When I got here, guys like Rich Musinski took time to meet and get to know all the new guys. He took [the freshmen class] in like we were all fifth year seniors. That is the atmosphere we have here and it works out well.

**• Now that you are a fifth-year guy, are you trying to do the same thing?**

Yes. When I was a freshman, I took it as [the senior] had been here for awhile, especially a guy like Rich, who was a two-time All-American and had everything. Just for him to take time away on the weekends, or whatever, and make us feel like apart of the team or just part of a friendship. It really made me look at things differently; I try to do that as much as I can especially with the younger guys coming up. Hopefully I'm rubbing off on them as much as he did on me.

**• As you talk about leadership, look at your receiving corps and talk about the next guy coming up that maybe people haven't heard about yet.**

I don't know if I can mention someone specifically. Everyone who plays wide out just comes in and works real hard. We all have our moments where you can't catch the ball or do something right, but everyone's playing real well. I've been close with [junior wide out] Elliott [Mack] since he came here. I think he has the ability to be our best receiver - right now. He has as much, or more, athletic ability as anyone on the team. I think he's on his way to taking over and stepping into a leadership role - but, we have a lot of other talented players at the position as well.

**• Think back to your redshirt freshman year (2004), and the opportunity you had in one of the school's best seasons. Did you even have a clue what you were doing out there?**

No, not really. At the time you maybe take it for granted. Now you look back and think, "I wish we could go back to those days." It was fun, and like you said I was thrown in the fire. I didn't know what I was doing, and that was another thing, the older guys - they always made sure everybody helped everybody. That was a big part of the success we had that year and hopefully that will continue into this year, I think we're doing a pretty good job of it so far.

**• If you could make a comparison to the 2003 team, the one that obviously set the table for the success of the 2004 season, do you see a lot of similar traits in this year's team?**

Yeah and that's the thing that you notice. In the five years I've been here, the 2004 season was one of the best seasons in the history of the school - and I don't think we had the most talented team out of the five years I've been here. Everyone seemed to play for each other and pull for each other. Whether it was on or off the field, everybody was helping each other out. It's definitely been a lot like that this year, starting with the summer with everyone staying down here and helping each other wake up at 6:00 in the morning and just pushing each other to be a little bit better than they were before.

**• Would there be anything about your college football experience that you would change?**

There are a lot of things, I would love to change the fact that I fell off there, for a year or two. I don't know what it was, maybe I was thinking too much because I thought I knew what was going on, because that first year I had no idea and I was just out there playing and having fun. There are always things you can change, but you can never have regrets. You just take the day as it comes, and just keep on going.

**• What do you do when you aren't playing football?**

Golf. I just started as I got to school; I never played in high school. I just got out with the guys on the team.

**• Have you seen your game improve?**

Definitely, and it helps being able to play on the nice courses around here, but yeah I was terrible when I first started. Last summer I worked at a golf course for about a month or two. I started off in the 100's, now I am consistently in the 80's, which is good for now.

**• Who do you battle with on the team?**

[Senior fullback] Graham Falbo and I go whenever we can. It's really all we talk about. Everyday we look outside when it's gorgeous and we think, we'd much rather be playing golf than about anything else.

**• Who holds the all-time lead in the series?**

I think I got him by a little bit, to be honest, but he just got some new clubs for a graduation present so we'll have to see what happens once he gets them.



# Tribe Alphabetical Roster

No.	Name	Pos.	Elg.	Ht.	Wt.	Hometown	High/Prep School
41	Alexander, Sheldon	LB	So. (R)	6-1	217	Gordonsville, Va.	Woodberry Forest
65	Allison, Kyle	DL	Fr. (R)	6-2	297	Burke, Va.	Lake Braddock Secondary
26	Alvarado, Michael	DB	Fr. (R)	6-0	198	Gaithersburg, Md.	Gaithersburg
16	Archer, R.J.	QB	So. (R)	6-2	222	Earlysville, Va.	Albemarle
86	Atchison, Andrew	TE	Sr.	6-7	250	Charlottesville, Va.	Albemarle
31	Boykin, Obie	WR	Jr. (R)	6-3	212	Williamsburg, Va.	Surry County
90	Brooks, Sean	DL	Jr. (R)	6-4	220	Poquoson, Va.	Poquoson
6	Caldwell, David	DB	So.	5-11	205	Montclair, N.J.	Lawrenceville School
7	Callahan, Mike	QB	Fr. (R)	5-11	195	Mountville, Pa.	Hempfield
67	Cochran, Brent	OL	Sr. (R)	6-5	306	Reston, Va.	South Lakes
88	Conyers, Terreon	WR	Fr. (R)	5-11	173	Norfolk, Va.	Booker T. Washington
24	Cottingham, Ben	DB	Fr. (R)	5-9	162	Abingdon, Md.	Edgewood
37	Cox, Derek	DB	Jr. (R)	6-1	193	Greenville, N.C.	J.H. Rose
32	Degnan, Dustin	FB	Fr.	6-0	235	Earlysville, Va.	Albemarle
54	Dewispelaere, Nick	LB	Fr. (R)	6-0	215	Virginia Beach, Va.	Floyd Kellam
3	Dill, Marshall	WR	Fr. (R)	5-10	186	Woodbridge, Va.	C.D. Hylton
81	Dohse, Cameron	WR	Fr. (R)	6-0	186	Clifton, Va.	Centreville
57	Donker, Dan	OL	Fr.	6-3	285	Gibbsboro, N.J.	Eastern
36	Downey, Nick	DB	Fr.	5-10	175	Lancaster, Pa.	Lancaster Catholic
34a	Dwyer, Ryan	RB	Fr.	5-10	180	West Long Branch, N.J.	Shore Regional
45	Falbo, Graham	FB	Sr. (R)	6-0	235	Centreville, Va.	Westfield
13	Francks, Evan	LB	Fr. (R)	5-11	210	Medford, N.J.	Shawnee
79	Grant, Michael	OL	Jr. (R)	6-5	300	Wrightstown, N.J.	Notre Dame
55	Hally, Zach	DE	Fr.	6-3	235	Herndon, Va.	Chantilly
9	Harris, Max	DB	So.	5-10	189	Marietta, Ga.	Sprayberry
95	Herbert, C.J.	DL	So. (R)	6-3	262	Germantown, Md.	Northwest
91	Hidalgo-Nice, Mitchell	DL	Fr.	6-2	215	Banks, Ore.	Banks
15	Hill, Chase	WR	Fr. (R)	6-2	195	Virginia Beach, Va.	Princess Anne
63	Hill, Keith	OL	Fr. (R)	6-4	312	Hamilton Square, N.J.	Lawrenceville School
83	Hissong, Gareth	TE	Fr. (R)	6-3	255	Hanover, Pa.	Delone Catholic
53	Hiteshew, Luke	OL	Jr. (R)	6-1	290	Baltimore, Md.	Mount St. Joseph
43	Hobson, Jimmy	FB	Fr. (R)	5-11	218	Cincinnati, Ohio	St. Xavier
8	Holmes, DeBrien	RB	Jr. (R)	5-9	190	Fort Eustis, Va.	Woodside
14	Honbarrier, Will	QB	Fr.	6-2	185	Bedford, Va.	Jefferson Forest
35	Horvath, Ryan	LB	Sr. (R)	6-1	225	Midlothian, Va.	Midlothian
22	Houff, David	DB	Jr. (R)	6-1	200	Blacksburg, Va.	Blacksburg
52	Hyde, Marcus	LB	Fr.	6-3	225	Manassas, Va.	Osborn
58	Jean-Pierre, Bryan	DL	Fr. (R)	6-3	245	Doralville, Ga.	Dunwoody
85	Jessee, Cory	TE	Fr.	6-3	210	Warm Springs, Va.	Bath County
42	Johnson, Fred	DB	So. (R)	6-1	195	Richmond, Va.	St. Christopher's
92	Jones, Ryan	DL	Sr. (R)	6-3	258	Blacksburg, Va.	Blacksburg
51	Kelley, Tim	OL	Sr.	6-2	300	Pataskala, Ohio	Watkins Memorial/Air Force
93	Lissemore, Sean	DL	So. (R)	6-4	271	Dumont, N.J.	Dumont
17	Livingston, Robert	DB	So. (R)	6-3	220	Hendersonville, N.C.	The Hun School/WMU
2	Mack, Elliott	WR	Jr. (R)	6-0	200	Irvington, N.J.	Delbarton
19	Mangas, D.J.	QB	Fr.	6-1	185	Chantilly, Va.	Paul VI
77	Marcey, Jake	OL	Fr.	6-4	280	Gainesville, Va.	Woodberry Forest
25	Marriner, Courtland	RB	Fr. (R)	5-9	181	Chesapeake, Va.	Western Branch
4	McAulay, D.J.	WR	Jr.	5-11	189	New Haven, Conn.	Westminster School
62	McCutcheon, Thomas	OL	So. (R)	6-5	318	Chesapeake, Va.	Deep Creek
87	Miller, David	K/P	Fr. (R)	6-0	177	Centreville, Va.	Westfield
73	Miller, Tyler	OL	Fr. (R)	6-3	293	Virginia Beach, Va.	Floyd Kellam
82	Muro, Evan	TE	Jr. (R)	6-6	242	Newport News, Va.	Warwick
56	Muse, C.J.	OL	So. (R)	6-4	310	Lexington, S.C.	Lexington
29	Neal, James	DB	Fr.	5-9	180	Baltimore, Md.	Salisbury School (Mass.)
51	Newbil, Donte	LB	Fr.	5-10	205	Blackstone, Va.	Central Senior
47	Newby, Mario	DB	Fr. (R)	6-0	190	Dendron, Va.	Surry County
27	Nicholas, Joe	WR	Sr. (R)	6-3	215	Sugarloaf, Pa.	Hazelton Area
30	Nickerson, Matt	RB	So. (R)	5-9	191	Fairfax Station, Va.	Woodson
75	O'Brien, Eric	OL	Jr. (R)	6-1	262	Abbottstown, Pa.	Delone Catholic
31a	O'Connor, Jake	RB/DB	Fr.	6-0	185	Richmond, Va.	Douglas Freeman
72	Oliver, Justin	OL	Sr. (R)	6-4	286	Fairfield, Pa.	Gettysburg
39	O'Neill, T.J.	LB	Sr. (R)	6-1	231	Duxbury, Mass.	Tabor Academy
46	Otey, Matt	FB	Sr. (R)	5-11	231	Hershey, Pa.	Hershey

## Roster By Position

### Quarterbacks (6)

16	Archer, R.J.	So.	6-2	222
7	Callahan, Mike	RF	5-11	195
19	Mangas, D.J.	Fr.	6-1	185
11	Phillips, Jake	Jr.	6-3	219
10	Potts, Michael	Sr.	6-4	226
18	Schmand, Terrance	Fr.	6-3	205

### Tailbacks (7)

8	Holmes, DeBrien	Jr.	5-9	190
25	Marriner, Courtland	RF	5-9	181
30	Nickerson, Matt	So.	5-9	191
38	Riggins, Terrence	Fr.	6-1	215
33	Schonder, Thomas	RF	5-11	186
5	Viola, Tony	Sr.	6-1	216
28	Woolfolk, Ryan	Fr.	5-11	185

### Fullbacks (4)

32	Degnan, Dustin	Fr.	6-0	235
45	Falbo, Graham	Sr.	6-0	235
43	Hobson, Jimmy	RF	5-11	218
46	Otey, Matt	Sr.	5-11	231

### Tight Ends (4)

86	Atchison, Drew	Sr.	6-7	250
83	Hissong, Gareth	RF	6-3	255
82	Muro, Evan	Jr.	6-6	242
98	Varno, Rob	So.	6-5	218

### Wide Receivers (9)

31	Boykin, Obie	Jr.	6-3	212
88	Conyers, Terreon	RF	5-11	173
3	Dill, Marshall	RF	5-10	186
81	Dohse, Cameron	RF	6-0	186
15	Hill, Chase	RF	6-2	195
2	Mack, Elliott	Jr.	6-0	200
4	McAulay, D.J.	So.	5-11	189
27	Nicholas, Joe	Jr.	6-3	215
89	Robertson, Eric	RF	6-2	190

### Offensive Line (17)

67	Cochran, Brent	Sr.	6-5	306
57	Donker, Dan	Fr.	6-3	285
79	Grant, Michael	Jr.	6-5	300
63	Hill, Keith	RF	6-4	312
53	Hiteshew, Luke	Jr.	6-1	290
51	Kelley, Tim	Sr.	6-2	300
77	Marcey, Jake	Fr.	6-4	280
62	McCutcheon, T.	So.	6-5	318
73	Miller, Tyler	RF	6-3	293
56	Muse, C.J.	So.	6-4	310
75	O'Brien, Eric	Jr.	6-1	262
72	Oliver, Justin	Sr.	6-4	286
76	Raxter, Josh	RF	6-6	272
64	Ryan, Daniel	Fr.	6-4	270
60	Schrift, Mike	Fr.	6-2	260
71	Stewart, Brad	Sr.	6-3	287
78	Sutton, Chris	Fr.	6-2	267

# Tribe Football Rosters



No.	Name	Pos.	Elg.	Ht.	Wt.	Hometown	High School
68	Pagliaro, James	DE	Fr.	6-3	240	Schnecksville, Pa.	Parkland
80	Pate, Brian	K	So. (R)	5-9	175	Fredericksburg, Va.	Massaponax
11	Phillips, Jake	QB	Jr. (R)	6-3	219	Warm Springs, Va.	Bath County
21	Pigram, Michael	LB	Jr.	5-10	220	Hopewell, Va.	Hopewell
10	Potts, Michael	QB	Sr. (R)	6-4	226	Middletown, Del.	Middletown
99	Pradhanang, Ravi	DL	Fr.	6-3	250	Paramus, N.J.	St. Peter's Prep
96	Pulley, Daniel	DL	So. (R)	6-3	281	Chesapeake, Va.	Atlantic Shores Christian
76	Raxter, Josh	OL	Fr. (R)	6-6	272	Marietta, Ga.	Pope
50	Reyher, Todd	LB	Jr. (R)	6-0	227	Williamsburg, Va.	Lafayette
23	Riggins, Terrence	RB	Fr.	6-1	215	Newport News, Va.	Denbigh
89	Robertson, Eric	WR	So. (R)	6-2	190	Barboursville, Va.	Albemarle
94	Robertson, Harold	DL	Fr.	6-0	295	Richmond, Va.	Hermitage
34	Rojas, Chris	LB	Fr. (R)	5-11	200	Lightfoot, Va.	Bruton
84	Ruffer, David	K	Fr.	6-1	180	Oakton, Va.	Gonzaga
44	Rutter, Josh	LB	Jr. (R)	6-3	230	Union Bridge, Md.	Francis Scott Key
64	Ryan, Daniel	OL	Fr.	6-3	260	Richmond, Va.	Douglas Freeman
18	Schmand, Terrance	QB	Fr.	6-3	205	Buffalo, N.Y.	St. Joseph's Collegiate
33	Schonder, Thomas	RB	Fr. (R)	5-11	186	Round Hill, Va.	Loudoun Valley
60	Schrift, Mike	OL	Fr.	6-2	260	Reading, Pa.	Muhlenburg
45a	Scott, Robert	LB	Fr.	5-10	225	Norfolk, Va.	Norfolk Academy
48	Steinman, Wes	LB	Fr. (R)	6-2	215	Wilmington, N.C.	Hoggard
71	Stewart, Brad	OL	Sr. (R)	6-3	287	Bethel Park, Pa.	Bethel Park
40	Stover, Michael	DE	Fr.	6-3	235	Millersville, Pa.	Penn Manor
78	Sutton, Chris	OL	Fr.	6-2	267	Warrenton, Va.	Fauquier
66	Toon, Derek	DL	Fr. (R)	6-3	275	Chester, Va.	Matoaca
97	Tracy, Adrian	DL	So. (R)	6-4	245	Sterling, Va.	Potomac Falls
49	Trantin, Jake	LB	Fr.	6-1	225	Severn, Md.	Archbishop Spalding
98	Varno, Rob	TE	So. (R)	6-5	218	Wilmington, N.C.	Hoggard
5	Viola, Tony	RB	Sr. (R)	6-1	216	Broadway, Va.	Stonewall Jackson
69	Watts, Carl	DL	Fr. (R)	6-3	255	Midlothian, Va.	James River
38	Wells, Terrell	DB	Fr.	5-10	180	Louisa, Va.	Louisa County
46a	Williams, Harold	LB	Fr.	5-10	225	Brunswick, Va.	Brunswick
28	Woolfolk, Ryan	RB	Fr.	5-11	185	Atlanta, Ga.	Holy Innocent

### Defensive Line (16)

65	Allison, Kyle	RF	6-2	297
90	Brooks, Sean	Jr.	6-4	220
55	Hally, Zach	Fr.	6-3	235
95	Herbert, C.J.	So.	6-3	262
91	Hidalgo-Nice, Mitch	Fr.	6-2	215
58	Jean-Pierre, Bryan	RF	6-3	245
92	Jones, Ryan	Sr.	6-3	258
93	Lissemore, Sean	So.	6-4	271
68	Pagliaro, James	Fr.	6-3	240
99	Pradhanang, Ravi	Fr.	6-3	250
96	Pulley, Daniel	So.	6-3	281
94	Robertson, Harold	Fr.	6-0	295
40	Stover, Michael	Fr.	6-3	235
66	Toon, Derek	RF	6-3	275
97	Tracy, Adrian	So.	6-4	245
69	Watts, Carl	RF	6-3	255

### Linebackers (12)

41	Alexander, Sheldon	So.	6-1	217
54	Dewispelaere, Nick	RF	6-0	215
13	Francks, Evan	RF	5-11	210
35	Horvath, Ryan	Jr.	6-1	225
52	Hyde, Marcus	Fr.	6-3	225
39	O'Neill, T.J.	Jr.	6-1	231
21	Pigram, Michael	So.	5-10	220
50	Reyher, Todd	So.	6-0	227
34	Rojas, Chris	RF	5-11	200
44	Rutter, Josh	So.	6-3	230
48	Steinman, Wes	RF	6-2	215
49	Trantin, Jake	Fr.	6-1	225

### Defensive Backs (13)

26	Alvarado, Michael	RF	6-0	198
6	Caldwell, David	So.	5-11	205
24	Cottingham, Ben	RF	5-9	162
37	Cox, Derek	Jr.	6-1	193
36	Downey, Nick	Fr.	5-10	175
9	Houff, David	So.	5-10	189
22	Houff, David	Jr.	6-1	200
42	Johnson, Fred	So.	6-1	195
17	Livingston, Robert	So.	6-3	220
29	Neal, James	Fr.	5-9	180
47	Newby, Mario	RF	6-0	190
31	O'Connor, Jake	Fr.	6-0	185
38	Wells, Terrell	Fr.	5-10	180

### Specialists (2)

87	Miller, David	RF	6-0	177
80	Pate, Brian	So.	5-9	175

## Tribe Numerical Roster

No.	Name	Pos.	34	Rojas, Chris	LB	67	Cochran, Brent	OL
2	Mack, Elliott	WR	35	Horvath, Ryan	LB	68	Pagliaro, James	DE
3	Dill, Marshall	WR	36	Downey, Nick	DB	69	Watts, Carl	DL
4	McAulay, D.J.	WR	37	Cox, Derek	DB	71	Stewart, Brad	OL
5	Viola, Tony	RB	38	Wells, Terrell	DB	72	Oliver, Justin	OL
6	Caldwell, David	DB	39	O'Neill, T.J.	LB	73	Miller, Tyler	OL
7	Callahan, Mike	QB	40	Stover, Michael	DE	75	O'Brien, Eric	OL
8	Holmes, DeBrian	RB	41	Alexander, Sheldon	DB	76	Raxter, Joshua	OL
9	Harris, Max	DB	42	Johnson, Fred	DB	77	Marcey, Jake	OL
10	Potts, Michael	QB	43	Hobson, Jimmy	FB	78	Sutton, Chris	OL
11	Phillips, Jake	QB	44	Rutter, Josh	LB	79	Grant, Michael	OL
13	Francks, Evan	LB	45	Falbo, Graham	FB	80	Pate, Brian	K/P
15	Hill, Chase	WR	46	Otey, Matt	FB	81	Dohse, Cameron	WR
16	Archer, R.J.	QB	47	Newby, Mario	DB	82	Muro, Evan	TE
17	Livingston, Robert	DB	48	Steinman, Wes	LB	83	Hissong, Gareth	TE
18	Schmand, Terrance	QB	49	Trantin, Jake	LB	86	Atchison, Andrew	TE
19	Mangas, D.J.	QB	50	Reyher, Todd	LB	87	Miller, David	K/P
21	Pigram, Michael	LB	51	Kelley, Tim	OL	88	Conyers, Terreon	WR
22	Houff, David	DB	52	Hyde, Marcus	LB	89	Robertson, Eric	WR
23	Riggins, Terrence	RB	53	Hiteshew, Luke	OL	90	Brooks, Sean	DL
24	Cottingham, Ben	DB	54	Dewispelaere, Nick	LB	91	Hidalgo-Nice, Mitchell	DL
25	Marriner, Courtland	RB	55	Hally, Zach	DE	92	Jones, Ryan	DL
26	Alvarado, Michael	DB	56	Muse, C.J.	OL	93	Lissemore, Sean	DL
27	Nicholas, Joe	WR	57	Donker, Dan	OL	94	Robertson, Harold	DL
28	Woolfolk, Ryan	RB	58	Jean-Pierre, Bryan	DL	95	Herbert, C.J.	DL
29	Neal, James	DB	60	Schrift, Mike	OL	96	Pulley, Daniel	DL
30	Nickerson, Matt	RB	62	McCutcheon, Thomas	OL	97	Tracy, Adrian	DL
31	Boykin, Obie	WR	63	Hill, Keith	OL	98	Varno, Rob	TE
31a	O'Connor, Jake	DB	64	Ryan, Daniel	OL	99	Pradhanang, Ravi	DE
32	Degnan, Dustin	FB	65	Allison, Kyle	DL			
33	Schonder, Thomas	RB	66	Toon, Derek	DL			



# Start Chart / Red Zone

## Game-By-Game Starters

	Delaware	VMI	Liberty	Va. Tech	Towson	Villanova	Maine	UMass	Hofstra	JMU	Richmond
QB	Phillips	Phillips	Phillips	Phillips	Phillips						
TB	Holmes	Holmes	Holmes	Viola	Marriner						
FB	Archer*	Falbo	Archer*	Archer*	Archer*						
WR	McAulay	Mack	Nicholas	Nicholas	Nicholas						
WR	Mack	Dohse	Dohse	Dohse	Mack						
TE	Atchison	Atchison	Atchison	Atchison	Atchison						
LT	Cochran	Cochran	Cochran	Cochran	Cochran						
LG	Grant	Grant	Grant	Grant	Grant						
C	Hiteshew	Hiteshew	Hiteshew	Hiteshew	Hiteshew						
RG	Muse	Muse	Muse	Muse	Muse						
RT	Stewart	Stewart	Stewart	Stewart	Stewart						
DE	Herbert	Herbert	Herbert	Herbert	Herbert						
DE	Tracy	Tracy	Tracy	Tracy	Tracy						
DT	Lissemore	Lissemore	Lissemore	Lissemore	Lissemore						
DT	Jones	Jones	Jones	Jones	Jones						
OLB	O'Neill	Horvath	Horvath	Horvath	Steinman						
ILB	Rutter	Rutter	Rutter	Rutter	Rutter						
OLB	Pigram	Pigram	Pigram	Pigram	Pigram						
SS	Caldwell	Caldwell	Caldwell	Caldwell	Caldwell						
FS	Livingston	Livingston	Livingston	Livingston	Livingston						
CB	Harris	Harris	Harris	Harris	Harris						
CB	Cox	Cox	Cox	Cox	Cox						

\*W&M started with three wide receivers and no fullback.

## Tribe in the Red Zone

### William and Mary Offense In the Red Zone

Opponent	WM In Red Zone	WM TDs	WM FGs	WM FG Missed	WM No Score	RZ Score %
Delaware	5	2	1	1	2	60.0
VMI	8	7	0	0	1	87.5
Liberty	6	5	1	0	0	100.0
Virginia Tech	2	0	1	1	1	50.0
Towson	2	1	1	0	0	100.0
Villanova						
Maine						
Massachusetts						
Hofstra						
James Madison						
Richmond						
TOTALS	23	15	4	2	4	82.6

### Opponents in the Red Zone

Opponent	Opp. in RZ	Opp. TDs	Opp. FGs	Opp. FG Missed	Opp. No Score	Opp. Score %
Delaware	6	6	0	0	0	100.0
VMI	2	1	1	0	0	100.0
Liberty	8	4	2	0	2	75.0
Virginia Tech	4	2	2	0	0	100.0
Towson	6	1	3	0	2	66.7
Villanova						
Maine						
Massachusetts						
Hofstra						
James Madison						
Richmond						
TOTALS	26	14	8	0	4	84.6

# Tribe Single-Game Highs



## Individual Single-Game Highs

Pass Attempts: ..... 41, J. Phillips vs. Delaware, 8/30  
 Pass Completions: ..... 26, J. Phillips vs. Delaware, 8/30  
 Passing Yards: ..... 433, J. Phillips vs. Delaware, 8/30  
 Passing TDs: ..... 3, J. Phillips at VMI, 9/8; vs. Liberty, 9/15  
 Rushing Attempts: ..... 23, D. Holmes vs. Liberty, 9/15  
 Rushing Yards: ..... 107, C. Marriner at VMI, 9/8  
 Rushing TDs: ..... 3, D. Holmes at VMI, 9/8  
 Receptions: ..... 7, D. McAulay vs. Delaware, 8/30  
 Receiving Yards: ..... 161, D. McAulay vs. Delaware, 8/30  
 Receiving TDs: ..... 1, 10 players, last - E. Mack & J. Nicholas vs. Towson, 9/29  
 Total Offensive Yards: ..... 462, J. Phillips vs. Delaware, 8/30  
 All-Purpose Yards: ..... 166, C. Marriner at VMI, 9/8  
 Total Points: ..... 18, D. Holmes at VMI, 9/8  
 Points Kicking: ..... 12, B. Pate vs. Liberty, 9/15  
 Points Rushing: ..... 18, D. Holmes at VMI, 9/8  
 Points Receiving: ..... 6, 10 players, last - E. Mack & J. Nicholas, vs. Towson, 9/29  
 Field Goals Made: ..... 2, B. Pate vs. Liberty, 9/15; vs. Towson, 9/29  
 Field Goals Attempted: ..... 3, B. Pate vs. Towson, 9/29  
 PATs Attempted: ..... 9, B. Pate at VMI, 9/8  
 PATs Made: ..... 9, B. Pate at VMI, 9/8  
 Punts: ..... 11, D. Miller at Virginia Tech, 9/22  
 Punting Yards: ..... 419, D. Miller at Virginia Tech, 9/22  
 Punting Average: ..... 42.0, D. Miller vs. Delaware, 8/30; at VMI, 9/8  
 Punt Returns: ..... 2, D. Cox at Virginia Tech, 9/22; R. Archer vs. Towson, 9/29  
 Punt Return Yards: ..... 8, D. Cox at Virginia Tech, 9/22; R. Archer vs. Towson, 9/29  
 Kickoff Returns: ..... 6, C. Marriner vs. Delaware, 8/30; D. Caldwell, vs. Liberty, 9/15  
 Kickoff Return Yards: ..... 154, D. Caldwell vs. Liberty, 9/15  
 Kickoff Return Avg: ..... 40.0, D. Caldwell vs. Towson, 9/29  
 Interceptions: ..... 2, D. Cox vs. Towson, 9/29  
 Interception Yards: ..... 69, D. Cox vs. Towson, 9/29  
 Tackles: ..... 15, D. Caldwell at VMI, 9/8; J. Rutter vs. Liberty, 9/15  
 Solo Tackles: ..... 10, D. Caldwell vs. Towson, 9/29  
 Tackles for loss: ..... 3.0, A. Tracy at Virginia Tech, 9/22  
 Sacks: ..... 1.0, six players, last - four players at Virginia Tech, 9/22  
 Pass Breakups: ..... 4, R. Livingston vs. Towson, 9/29

## Team Single-Game Highs

Pass Attempts: ..... 46, at Virginia Tech, 9/22  
 Pass Completions: ..... 26, vs. Delaware, 8/30  
 Passing Yards: ..... 433, vs. Delaware, 8/30  
 Passing TDs: ..... 3, at VMI, 9/8; vs. Liberty, 9/15  
 Yards Per Completion: ..... 17.9, vs. Towson, 9/29  
 Rushing Attempts: ..... 48, vs. Liberty, 9/15  
 Rushing Yards: ..... 249, at VMI, 9/8  
 Rushing TDs: ..... 6, at VMI, 9/8  
 Yards Per Rush: ..... 5.3, at VMI, 9/8  
 Total Yards: ..... 542, vs. Delaware, 8/30  
 Points Scored: ..... 63, at VMI, 9/8  
 TDs Scored: ..... 9, at VMI, 9/8  
 Total Plays: ..... 78, vs. Liberty, 9/15  
 Field Goals Made: ..... 2, vs. Liberty, 9/15; vs. Towson, 9/29  
 Field Goals Attempted: ..... 3, vs. Towson, 9/29  
 PATs Attempted: ..... 9, at VMI, 9/8  
 PATs Made: ..... 9, at VMI, 9/8  
 Punts: ..... 11, at Virginia Tech, 9/22  
 Punting Yards: ..... 419, at Virginia Tech, 9/22  
 Punting Average: ..... 42.0, vs. Delaware, 8/30; at VMI, 9/8  
 Punt Returns: ..... 2, at Virginia Tech, 9/22; vs. Towson, 9/29  
 Punt Return Yards: ..... 8, at Virginia Tech, 9/22; vs. Towson, 9/29  
 Kickoff Returns: ..... 8, vs. Delaware, 8/30  
 Kickoff Return Yards: ..... 163, vs. Liberty, 9/15  
 Kickoff Return Average: ..... 40.0, vs. Towson, 9/29  
 Interceptions: ..... 3, vs. Towson, 9/29  
 Interception Yards: ..... 69, vs. Towson, 9/29  
 Forced Fumbles: ..... 1, vs. Delaware, 8/30; at VMI, 9/8; vs. Towson, 9/29  
 Fumble Return Yards: ..... 28, vs. Delaware, 8/30  
 Turnovers Gained: ..... 3, vs. Towson, 9/29  
 Turnovers Lost: ..... 3, at Virginia Tech, 9/22  
 Sacks: ..... 4, at Virginia Tech, 9/22  
 Sacks Allowed: ..... 5, at Virginia Tech, 9/22  
 First Downs: ..... 31, at VMI, 9/8  
 Third Down Conv. %: ..... 57.1, at VMI (4-7), 9/8  
 Fourth Down Conversion %: ..... 66.7, vs. Delaware (4-6), 8/30  
 Penalties: ..... 13, vs. Liberty, 9/15  
 Penalty Yards: ..... 87, vs. Liberty, 9/15  
 Possession Time: ..... 30:46, vs. Liberty, 9/15

## Game-By-Game Individual Highs

Opponent	Pass Att.	Pass Yards	Rushes	Rush. Yds	Receptions	Rec. Yds.	Tackles	TFLs	Sacks
Delaware	42, Phillips	433, Phillips	17, Holmes	53, Holmes	7, McAulay	162, McAulay	13, Pigram	1.0, Three players	1.0, Lissemore
at VMI	15, Phillips	242, Phillips	13, Marriner	107, Marriner	4, Dohse, Mack	77, Dohse	15, Caldwell	1.5, Caldwell	1.0, Francks
Liberty	28, Phillips	335, Phillips	23, Holmes	96, Holmes	6, Atchison	103, Atchison	15, Rutter	1.0, Tracy, Caldwell	none
at VT	40, Phillips	243, Phillips	10, Viola	42, Schonder	5, Atchison	81, Atchison	10, Caldwell	3.0, Tracy	1.0, four players
Towson	23, Phillips	179, Phillips	11, Marriner	42, Phillips	3, Archer, Nicholas	61, Mack	14, Caldwell	1.0, Three Players	none
at Villanova									
at Maine									
UMass									
at Hofstra									
JMU									
at Richmond									





# Opponent Highs / Long Plays

## Opponent Individual Single-Game Highs

Pass Attempts:	40, S. Schaefer (TU), 9/29
Pass Completions:	25, B. Smith (LU), 9/15
Passing Yards:	208, S. Schaefer (TU), 9/29
Passing TDs:	2, B. Smith (LU), 9/15
Rushing Attempts:	34, N. Williams (TU), 9/29
Rushing Yards:	244, O. Cuff (UD), 8/30
Rushing TDs:	6, O. Cuff (UD), 8/30
Receptions:	9, M. Lee (TU), 9/29
Receiving Yards:	75, K. Michaud (UD), 8/30; D. Harrison (TU), 9/29
Receiving TDs:	1, five players, last - D. Harrison (TU), 9/29
Total Offensive Yards:	244, O. Cuff (UD), 8/30
All Purpose Yards:	296, O. Cuff (UD), 8/30
Total Points:	42, O. Cuff (UD), 8/30
Points Kicking:	14, J. Dunleavy (VT), 9/22
Points Rushing:	36, O. Cuff (UD), 8/30
Points Receiving:	8, R. Jennings (LU), 9/15
Field Goals Made:	3, J. Dunlevy (LU), 9/22; M. Bencivengo (TU), 9/29
Field Goals Attempted:	3, J. Dunlevy (VT), 9/22; M. Bencivengo (TU), 9/29
PATs Attempted:	7, J. Striefsky (UD), 8/30
PATs Made:	7, J. Striefsky (UD), 8/30
Punts:	8, B. Bowden (VT), 9/22
Punting Yards:	348, B. Bowden (VT), 9/22
Punting Average:	49.0, S. Kenworthy (UD), 8/30
Punt Returns:	4, E. Royal (VT), 9/22; M. Lee (TU), 9/29
Punt Return Yards:	120, E. Royal (VT), 9/22
Kickoff Returns:	5, M. Rainey-Wiles (VMI), 9/8
Kickoff Return Yards:	93, M. Rainey-Wiles (VMI), 9/8
Kickoff Return Average:	31.0, J. Morgan (VT), 9/22
Interceptions:	2, P. Sturdivant (VT), 9/22
Interception Yards:	49, B. Flowers (VT), 9/22
Tackles:	15, L. Swindell (VMI), 9/8
Solo Tackles:	9, B. Bradford (TU), 9/29
Tackles for loss:	2.5, P. Sturdivant (VT), 9/22
Sacks:	2.0, P. Sturdivant (VT), 9/22
Pass Breakups:	2, five players, last - S. Virgil (VT), 9/22

## Opponent Team Single-Game Highs

Pass Attempts:	40, Towson, 9/29
Pass Completions:	25, Liberty, 9/15
Passing Yards:	208, Towson, 9/29
Passing TDs:	2, Liberty, 9/15
Yards Per Completion:	10.6, Delaware, 8/30
Rushing Attempts:	58, VMI, 9/8
Rushing Yards:	281, Delaware, 8/30
Rushing TDs:	6, Delaware, 8/30
Yards Per Rush:	6.1, Delaware, 8/30
Total Yards:	483, Delaware, 8/30
Points Scored:	49, Delaware, 8/30
Touchdowns Scored:	7, Delaware, 8/30
Total Plays:	84, Towson, 9/29
Field Goals Made:	3, Virginia Tech, 9/22; Towson, 9/29
Field Goals Attempted:	3, Virginia Tech, 9/22; Towson, 9/29
PATs Attempted:	7, Delaware, 8/30
PATs Made:	7, Delaware, 8/30
Punts:	8, Virginia Tech, 9/22
Punting Yards:	345, Virginia Tech, 9/22
Punting Average:	49.0, Delaware, 8/30
Punt Returns:	7, Virginia Tech, 9/22
Punt Return Yards:	135, Virginia Tech, 9/22
Kickoff Returns:	9, VMI, 9/8
Kickoff Return Yards:	175, VMI, 9/8
Kickoff Return Average:	21.7, Liberty, 9/15
Interceptions:	3, Virginia Tech, 9/22
Interception Yards:	63, Virginia Tech, 9/22
Forced Fumbles:	1, Delaware, 8/30; Liberty, 9/15; Towson, 9/29
Fumble Return Yards:	n/a
Turnovers Gained:	3, Virginia Tech, 9/22
Turnovers Lost:	3, Towson, 9/29
Sacks:	5, Virginia Tech, 9/22
Sacks Allowed:	4, Virginia Tech, 9/22
First Downs:	26, Delaware, 8/30
Third Down Conversion %:	70.0, Delaware (7-10), 8/30
Fourth Down Conversion %:	100.0, Delaware(1-1), 8/30
Penalties:	11, Virginia Tech, 9/22
Penalty Yards:	95, Virginia Tech, 9/22
Possession Time:	33:58, Towson, 9/29

## Tribe Longest Plays of the Season

Rush:	29, T. Schonder at Virginia Tech, 9/22
Rushing TD:	10, C. Marriner at VMI, 9/8
Pass:	61, J. Phillips to E. Mack vs. Towson, 9/29
Passing TD:	61, J. Phillips to E. Mack vs. Towson, 9/29
Punt Return:	6, D. Cox at Virginia Tech, 9/22
Kickoff Ret:	54, D. Caldwell vs. Towson, 9/29
INT Return:	69, D. Cox vs. Towson, 9/29
Fumble Return:	28, T. Wells vs. Delaware, 8/30
Punt:	48, D. Miller at Virginia Tech, 9/22
Field Goal:	43, B. Pate vs. Liberty, 9/15
Drive:	94 yards, nine plays, 3:07, FG, (VT), 9/22

## Opponent Longest Plays of the Season

Rush:	48, O. Cuff (UD), 8/30
Rushing TD:	38, O. Cuff (UD), 8/30
Pass:	34, T. Taylor to B. Ore (VT), 9/22
Passing TD:	34, T. Taylor to B. Ore (VT), 9/22
Punt Return:	60, E. Royal (VT), 9/22
Kickoff Return:	37, J. McClam (TU), 9/29
INT Return:	49, B. Flowers (VT), 9/22
Fumble Return:	n/a
Punt:	52, B. Bowden (VT), 9/22
Field Goal:	38, J. Dunlevy (VT), 9/22
Drive:	86, 9 plays, 3:04, TD, (UD), 8/30

# Top Offensive Performances



## Tribe's Top Offensive Performances

### Top Passing Performances

1.	433	Jake Phillips vs. Delaware	Aug. 30
2.	335	Jake Phillips vs. Liberty	Sept. 15
3.	243	Jake Phillips at Virginia Tech	Sept. 22
4.	242	Jake Phillips at VMI	Sept. 8
5.	179	Jake Phillips vs. Towson	Sept. 29
6.	33	Mike Potts at VMI	Sept. 8
7.	18	Mike Potts vs. Liberty	Sept. 15
8.	14	Mike Potts at Virginia Tech	Sept. 22
9.			
10.			

### 400-yard+ Passing Games

- Jake Phillips

### 300-yard + Passing Games

- Jake Phillips

### 200-yard+ Passing Games

- Jake Phillips

### Top Rushing Performances

1.	107	C. Marriner at VMI	Sept. 8
2.	96	DeBrian Holmes vs. Liberty	Sept. 15
3.	57	Tony Viola vs. Liberty	Sept. 15
4.	56	Tony Viola at VMI	Sept. 8
5.	53	DeBrian Holmes vs. Delaware	Aug. 30
6.	45	Thomas Schonder at VMI	Sept. 8
7.	42	Jake Phillips vs. Towson	Sept. 29
	42	Thomas Schonder at Virginia Tech	Sept. 22
	42	DeBrian Holmes at VMI	Sept. 8
10.	29	Jake Phillips vs. Delaware	Aug. 30

### 100-yard Rushing Games

- Courtland Marriner

### Top Receiving Performances

1.	162	D.J. McAulay vs. Delaware	Aug. 30
2.	139	Drew Atchison vs. Delaware	Aug. 30
3.	103	Drew Atchison vs. Liberty	Sept. 15
4.	81	Drew Atchison at Virginia Tech	Sept. 22
5.	77	Cameron Dohse at VMI	Sept. 8
6.	73	Elliott Mack at VMI	Sept. 8
7.	71	Elliott Mack vs. Liberty	Sept. 15
8.	67	Cameron Dohse vs. Liberty	Sept. 15
9.	63	Joe Nicholas at Virginia Tech	Sept. 22
10.	61	Elliott Mack vs. Towson	Sept. 29

### 100-yard Receiving Games

- Drew Atchison
- D.J. McAulay

## Tribe's All-Time Top Offensive Performances

### Top Passing Performances

- 433, Jake Phillips vs. Delaware, 8/30/07
- 426, Dave Corley vs. Northeastern, 10/28/00
- 414, Stan Yagiello vs. Miami (OH), 1982
- 409, Mike Potts at Towson, 11/4/06
- 406, Stan Yagiello vs. JMU, 9/28/85
- 401, David Murphy at Marshall, 11/5/83
- 399, Chris Garrity at ECU, 11/14/81
- 385, Greg DeGennaro at Bucknell, 9/20/86
- 383, Kenny Lambiotte vs. Colgate, 9/6/86
- 381, Mike Cook at N. Iowa, 12/7/96\*
- 378, Lang Campbell vs. Northeastern, 10/2/04
- 373, Mike Cook vs. UNH, 10/24/98
- 368, Lang Campbell at Liberty, 10/9/04
- 360, Dave Murphy vs. Rutgers, 10/22/83
- 355, Lang Campbell at Delaware, 10/23/04
- 352, Mike Cook at Ga. Southern, 9/6/97
- 346, Dave Corley vs. VMI, 9/14/02
- 345, Chris Hakel vs. Delaware, 9/14/91
- 345, Stan Yagiello vs. Norfolk St., 9/14/85
- 342, Lang Campbell vs. Delaware, 12/4/04\*
- 339, Mike Cook vs. Hampton, 10/31/98
- 335, Jake Phillips vs. Liberty, 9/15/07
- 329, Chris Garrity vs. Richmond, 11/21/81
- 326, Dave Corley vs. Delaware, 9/28/02

\*NCAA Playoff Game

### Top Rushing Performances

- 257, Phil Mosser at Ohio Wes., 10/3/70
- 219, Derek Fitzgerald vs. Penn., 10/14/95
- 201, Alvin Porch at UConn., 10/18/97
- 198, Jon Smith at UNH, 10/19/02
- 189, Derek Fitzgerald at NU, 9/16/95
- 189, Derek Fitzgerald vs. Villanova, 10/23/93
- 186, Alvin Porch vs. Boston, 9/27/97
- 183, Alvin Porch vs. Delaware, 11/2/96
- 181, Robert Green at Navy, 9/21/91
- 180, Robert Green at Citadel, 9/8/90
- 177, Tyrone Shelton vs. ETSU, 11/4/89
- 177, Hameen Ali vs. Delaware, 10/10/98
- 173, Alvin Porch vs. Richmond, 11/15/97
- 172, Bill Bowman vs. WFU, 9/19/53
- 171, Jim Kruis vs. Navy, 10/16/76
- 170, Troy Keen at Furman, 9/17/94
- 165, Elijah Brooks at Towson, 11/4/06
- 165, Robert Green vs. VMI, 10/13/90
- 164, Tyrone Shelton at Furman, 11/3/00
- 164, Keith Fimian vs. Virginia, 9/18/76
- 159, Alvin Porch vs. JMU, 10/11/97

### Top Receiving Performances

- 244, Dominique Thompson at Delaware, 10/23/04
- 240, David Conklin at VMI, 9/13/97
- 226, Mike Sutton at Marshall, 11/5/83
- 221, Dominique Thompson at LU, 10/9/04
- 211, Kurt Wrigley vs. Richmond, 11/21/81
- 198, Ron Gilliam vs. JMU, 9/28/85
- 195, Chris Rosier at UConn., 10/18/97
- 194, Rich Musinski vs. Delaware, 9/28/02
- 191, Rich Musinski at URI, 10/25/03
- 185, Dominique Thompson vs. UD, 12/4/04\*
- 184, Chris Rosier at URI, 10/7/00
- 183, Glenn Bodnar at Colgate, 11/10/84
- 182, Dave Szydliek vs. JMU, 9/28/85
- 168, Chris Rosier at JMU, 10/28/00
- 164, Rich Musinski vs. UNH, 9/29/01
- 162, D.J. McAulay vs. Delaware, 8/30/07
- 162, Dave Conklin vs. UConn., 11/14/98
- 161, Rich Musinski at UMass, 9/1/01
- 158, Harry Mehre vs. Lehigh, 9/17/88
- 157, Corey Ludwig at Delaware, 9/11/93
- 157, D. Thompson vs. Northeastern, 10/2/04

\*NCAA Playoff Game



# Scoring Drives Chart

## William and Mary Scoring Drives

Opponent	Obtained	Plays	Yards	TOP	Result	Quarter	Play
Delaware	Punt	20	80	8:23	FG	First	Pate 20-yard field goal
Delaware	Kickoff	5	61	2:07	TD	Thrid	Atchison 50-yard pass from Phillips
Delaware	Kickoff	3	54	0:33	TD	Fourth	Phillips 1-yard run
Delaware	Kickoff	4	68	1:34	TD	Fourth	McAulay 17-yard pass from Phillips
Delaware	Fumble	0	0	0:00	TD	Fourth	Wells 28-yard fumble return
VMI	Kickoff	8	73	2:58	TD	First	Holmes 8-yard run
VMI	Fumble	4	41	1:04	TD	First	Holmes 4-yard run
VMI	Punt	7	67	2:25	TD	Second	Mack 31-yard pass from Phillips
VMI	Kickoff	5	63	2:11	TD	Second	Holmes 4-yard run
VMI	Punt	2	27	0:29	TD	Second	Atchison 2-yard pass from Phillips
VMI	Downs	3	52	0:27	TD	Second	Dohse 22-yard pass from Phillips
VMI	Downs	7	72	3:31	TD	Third	Marriner 10-yard run
VMI	Kickoff	10	59	5:31	TD	Fourth	Schonder 6-yard run
VMI	Punt	9	53	4:28	TD	Fourth	Viola 4-yard run
Liberty	Kickoff	10	69	3:32	TD	First-Second	Holmes 8-yard run
Liberty	Kickoff	5	69	1:59	TD	Second	Dohse 27-yard pass from Phillips
Liberty	Kickoff	4	41	0:39	FG	Second	Pate 43-yard field goal
Liberty	Interception	9	80	4:34	TD	Third	Holmes 5-yard run
Liberty	Kickoff	9	59	3:20	FG	Fourth	Pate 19-yard field goal
Liberty	Possession	5	25	-	TD	OT1	Atchison 15-yard pass from Phillips
Liberty	Possession	6	25	-	TD	OT2	Phillips 1-yard run
Virginia Tech	Punt	9	94	3:07	FG	Second	Pate 22-yard field goal
Towson	Kickoff	4	-4	1:58	FG	Second	Pate 36-yard field goal
Towson	Interception	4	89	0:46	TD	Second	Mack 61-yard pass from Phillips
Towson	Punt	3	45	0:23	TD	Second	Nicholas 38-yard pass from Phillips
Towson	Interception	4	3	0:56	FG	Third	Pate 41-yard field goal
Towson	Interception	3	25	1:18	TD	Third	Viola 2-yard run

# The Last Time It Happened



<b>Team</b>	
Shut out an opponent . . . . .	56-0, vs. Liberty, 9/24/05
Was shut out . . . . .	0-14, at Delaware, 11/1/97
Consecutive shutouts . . . . .	at Northeastern (32-0), at New Hampshire (39-0), 1995
<b>Scored 60-69 points . . . . .</b>	<b>63-16 at VMI, 9/8/07</b>
Scored 50-59 points . . . . .	56-0, vs. Liberty, 9/24/05
Consecutive 50+ games . . . . .	at Northeastern (53), vs. Villanova (51), 1993
Consecutive 40+ games . . . . .	at VMI (63) 9/8/07, vs. Liberty (48) 9/15/07
<b>Passed for 400+ yards . . . . .</b>	<b>433, vs. Delaware, 8/30/07</b>
Allowed 400+ passing yards . . . . .	489, at Western Michigan, 9/5/03
<b>Passed for 300+ yards . . . . .</b>	<b>353, vs. Liberty, 9/15/07</b>
Allowed 300+ passing yards . . . . .	367, at Towson, 11/4/06
Rushed for 400+ yards . . . . .	433, vs. Villanova, 10/23/99
Allowed 400+ yards rushing . . . . .	509, vs. Furman, 9/18/99
Rushed for 300+ yards . . . . .	335, vs. Liberty, 9/24/05
<b>Rushed/Passed for 200+ yards . . . . .</b>	<b>at VMI (249 rush, 275 pass), 9/8/07</b>
Had 600+ yds of total offense . . . . .	630, at Towson, 11/4/06
Allowed 600+ yards of total off. . . . .	638, at Western Michigan, 9/6/03
<b>Had 500-599 yds of total offense . . . . .</b>	<b>524, vs. Liberty, 9/15/07</b>
Allowed 500-599 yards total off. . . . .	508, vs. Villanova, 10/28/06
Gained less than 100 yards total offense . . . . .	None post 1981
Held opponent under 100 yards total offense . . . . .	.82, at Bucknell, 9/21/96
<b>Gained less than 50 rush yards . . . . .</b>	<b>5, at Virginia Tech, 9/22/07</b>
Held opponent under 50 rush yards . . . . .	-6, vs. Liberty, 9/24/05
Gained less than 50 pass yards . . . . .	30, vs. Boston, 9/19/92
<b>Held opponent under 50 pass yards . . . . .</b>	<b>22, at VMI, 9/8/07</b>
Intercepted five passes . . . . .	5, vs. Pennsylvania, 10/14/95
Had five passes intercepted . . . . .	5, vs. Boston, 10/14/89
<b>Scored a defensive touchdown . . . . .</b>	<b>vs. Delaware (fumble return), 8/30/07</b>
Allowed a defensive touchdown . . . . .	at Virginia Tech (INT return), 9/22/07
Scored a special teams touchdown . . . . .	vs. New Hampshire (Kickoff return), 10/8/05
<b>Allowed a special teams touchdown . . . . .</b>	<b>at Virginia Tech (Punt return), 9/22/07</b>
Scored defensive and special teams touchdowns . . . . .	at Richmond, 11/21/03
<b>Allowed defensive and special teams touchdowns . . . . .</b>	<b>at Virginia Tech, 9/22/07</b>
Recorded a safety . . . . .	vs. Villanova, 11/6/04
Surrendered a safety . . . . .	vs. Delaware, 11/12/05
<b>Won in overtime . . . . .</b>	<b>(2 OT), 48-41, vs. Liberty, 9/15/07</b>
Lost in overtime . . . . .	31-34, at James Madison, 11/16/02
Tied an opponent . . . . .	31-31, at Princeton, 9/23/89
<b>Individual</b>	
<b>Passed for 400+ yds . . . . .</b>	<b>433, J. Phillips vs. Delaware, 8/30/07</b>
Opponent passed for 400+ yards . . . . .	450, C. Munson at Western Michigan, 9/6/03
<b>Passed for 300+ yards . . . . .</b>	<b>335, J. Phillips vs. Liberty, 9/15/07</b>
Opponent passed for 300+ yards . . . . .	367, S. Schaefer, at Towson, 11/4/06
<b>Passed for 200+ yards . . . . .</b>	<b>243, J. Phillips at Virginia Tech, 9/22/07</b>
<b>Opponent passed for 200+ yards . . . . .</b>	<b>208, S. Schaefer, vs. Towson, 9/29/07</b>
Passed for 6 touchdowns . . . . .	S. Knight, vs. Maine, 11/6/93
Opponent passed for 6 touchdowns . . . . .	C. Munson, at Western Michigan, 9/6/03
Passed for 4+ touchdowns . . . . .	4, J. Phillips, at Northeastern, 10/15/05
Opponent passed for 4+ touchdowns . . . . .	4, S. Schaefer, at Towson, 11/4/06
Completed 30+ attempts . . . . .	30, L. Campbell, vs. James Madison, 12/10/04
Opponent completed 30+ attempts . . . . .	33, S. Schaefer, at Towson, 11/4/06
QB pass/rush for 100 yards . . . . .	D. Corley (247 pass, 107 rush), at Villanova, 11/11/00
Opponent QB pass/rush for 100 yards . . . . .	J. Eaton (128 pass, 106 rush), at Maine, 9/7/02
QB had 2 pass / 2 rush TDs . . . . .	L. Campbell (2 pass, 2 rush), at North Carolina, 9/4/04
Opponent QB had 2 pass / 2 rush TDs . . . . .	J. Davis (2 pass, 3 rush), at Rhode Island, 9/17/05
Rushed for 200+ yards . . . . .	201, A. Porch, at Connecticut, 10/18/97
<b>Had an opponent rush for 200+ yards . . . . .</b>	<b>244, O. Cuff vs. Delaware, 8/30/07</b>
<b>Rushed for 100+ yards . . . . .</b>	<b>107, C. Marriner at VMI, 9/8/07</b>
<b>Had an opponent rush for 100+ yards . . . . .</b>	<b>139, N. Williams vs. Towson, 9/29/07</b>
Two players rush for 100 yards . . . . .	Troy Keen (158) and Derek Fitzgerald (140), vs. URI, 10/7/95
Two opponents rush for 100 yards . . . . .	R. McGill (133) and J. Lewis (123), at UNC, 9/4/04
<b>Two players with 100 receiving yds . . . . .</b>	<b>D. McAulay (162) and D. Atchison (139), vs. UD, 8/30/07</b>
Two opponents with 100 receiving yards . . . . .	D. Boler (155) and J. Long (108), at UD, 10/23/04
Had 200+ yards receiving . . . . .	244, D. Thompson, at Delaware, 10/23/04
Opponent had 200+ yards receiving . . . . .	206, C. Adams, vs. Hofstra, 10/6/01
<b>Had 100+ receiving yds . . . . .</b>	<b>D. Atchison (103), vs. Liberty, 9/15/07</b>
Opponent had 100+ yards receiving . . . . .	106, A. Love, at Delaware, 11/11/06
Had 30+ carries . . . . .	30, E. Brooks, vs. Villanova, 10/28/06
<b>Opponent had 30+ carries . . . . .</b>	<b>34, N. Williams, vs. Towson, 9/29/07</b>
Rushed for 4+ touchdowns . . . . .	(4) E. Brooks, vs. New Hampshire, 10/8/05
<b>Opponent rushed for 4+ touchdowns . . . . .</b>	<b>(6), O. Cuff, vs. Delaware, 8/30/07</b>
<b>Rushed for 3 touchdowns . . . . .</b>	<b>D. Holmes at VMI, 9/8/07</b>
<b>Opponent rushed for 3 touchdowns . . . . .</b>	<b>(6), O. Cuff, vs. Delaware, 8/30/07</b>
Had 10+ receptions . . . . .	11, J. Nicholas, vs. Delaware, 12/4/04
Opponent had 10+ receptions . . . . .	11, D. Arnold, at Towson, 11/4/06
Had 3+ touchdown receptions . . . . .	4, D. Thompson, at Delaware, 10/23/04
Opponent had 3+ touchdown receptions . . . . .	3, T. Hinshaw, at Central Florida, 9/23/00
Had TD Rushing/TD Receiving . . . . .	E. Brooks (3 rush, 1 receiving), vs. Liberty, 9/24/05
<b>Opponent had TD Rushing/TD Receiving . . . . .</b>	<b>B. Ore (1 rush, 1 receiving), at Virginia Tech, 9/22/07</b>
Returned a kickoff for TD . . . . .	S. Cason, 92 yards, vs. New Hampshire, 10/8/05
Had a kickoff returned for TD . . . . .	J. Mathis, 93 yards, vs. Hampton, 11/27/04
Returned a punt for TD . . . . .	M. Bobo, 69 yards, at Richmond, 11/21/03
<b>Had a punt returned for TD . . . . .</b>	<b>E. Royal, 60 yards, at Virginia Tech, 9/22/07</b>
Returned a blocked punt for TD . . . . .	S. McDermott, 12 yards, at Rhode Island, 9/7/96
Had a blocked punt returned for TD . . . . .	C. Curry, 0 yards, vs. Villanova, 11/11/00
Blocked a field goal . . . . .	T. McLaurin, 35 att., at Liberty, 10/14/06
Had a field goal blocked . . . . .	B. Pritchard, 37-yards, vs. Richmond, 11/18/06
Blocked a punt . . . . .	B. Burrow, vs. Delaware, 11/12/05
Had a punt blocked . . . . .	M. Mesi, at Delaware, 10/23/04
<b>Returned a fumble for TD . . . . .</b>	<b>T. Wells, 28 yards, vs. Delaware, 8/30/07</b>
Had a fumble returned for TD . . . . .	J. Couch, 70 yards vs. Marshall, 9/1/05
<b>Had 2+ interceptions . . . . .</b>	<b>2, D. Cox, vs. Towson, 9/29/07</b>
<b>Opponent had 2+ interceptions . . . . .</b>	<b>2, P. Sturdivant, at Virginia Tech, 9/22/07</b>
Returned an INT for TD . . . . .	Tre. McLaurin (14 yards), J. Miller (80 yards), at Villanova, 10/29/05
<b>Had an INT returned for TD . . . . .</b>	<b>B. Flowers, 49 yards, at Virginia Tech, 9/22/07</b>
Made 4 Field Goals . . . . .	B. Sterba, vs. Northeastern, 10/28/01
Opponent made 4 Field Goals . . . . .	M. Husted, at Virginia, 10/24/92
Made 3 Field Goals . . . . .	B. Pritchard, at Towson, 11/4/06
<b>Opponent made 3 Field Goals . . . . .</b>	<b>J. Dunlevy, at Virginia Tech, 9/22/07</b>
Kicked a 50+ yard Field Goal . . . . .	50, G. Kuehn, at Rhode Island, 9/17/05
Opponent kicked a 50+ yard Field Goal . . . . .	51, C. McCormack, vs. New Hampshire, 10/15/03
2-point run . . . . .	L. Campbell, vs. James Madison, 12/10/04
Opponent 2-point run . . . . .	C. Cross, vs. Villanova, 11/27/01
2-point reception . . . . .	J. Nicholas, vs. Northeastern, 10/2/04
<b>Opponent 2-point reception . . . . .</b>	<b>R. Jennings, vs. Liberty, 9/15/07</b>



# Single-Game Records

## Individual Records

### Scoring

#### Most Points

36, Bill Palese vs. Bridgewater, 1931

#### Most Touchdowns

6, Bill Palese vs. Bridgewater, 1931

#### Most PATs

**9, B. Pate at VMI, 2007**

8, Greg Kuehn vs. Liberty, 2005

8, Greg Kuehn vs. VMI, 2002

8, Terry Regan vs. Davidson, 1972

#### Most Field Goals

4, Chris Dawson vs. Lehigh, 1992

4, Brian Shallcross vs. VU, 1995

4, Brett Sterba vs. Northeastern, 2000

## Total Offense

### Most Yards

462, **Jake Phillips** vs. Delaware, 2007

454, David Corley vs. Northeastern, 2000

## Rushing

### Rush Attempts

37, Wes Meeteer vs. Davidson, 1969

37, Troy Keen vs. Northeastern, 1994

37, Derek Fitzgerald vs. Penn, 1995

### Rushing Yards

257, Phil Mosser vs. Ohio Wesl., 1970

## Passing

### Pass Attempts

53, Lang Campbell vs. UD, 2004

52, Mike Cook vs. UNH, 1998

### Completions

35, Dave Murphy vs. Rutgers, 1983

### Passing Yards

433, **Jake Phillips** vs. Delaware, 2007

426, David Corley vs. Northeastern, 2000

### Touchdown Passes

6, Shawn Knight vs. Maine, 1993

## Receiving

### Receptions

13, Rich Musinski vs. URI, 2003

13, Glen Bodnar vs. Colgate, 1984

### Receiving Yards

244, Dominique Thompson at UD, 2004

240, Dave Conklin vs. VMI, 1997

### TD Receptions

4, Dominique Thompson at UD, 2004

4, Vito Ragazzo vs. WFU, 1949

4, Corey Ludwig vs. Maine, 1993

### Sacks

3.5, Luke Cullinane vs. VU, 1996

### Interceptions

4, Jack Bruce vs. Richmond, 1947

## Individual Long Plays

### Rush from scrimmage

95 yds, John Truehart vs. Elon, 1934

### Pass Completion

87 yds, Lang Campbell to Dominique Thompson at Delaware, 2004

87 yds, Dan Henning to Tom Scott vs. Navy, 1961

### Punt

77 yds, Russell Brown, 1972

77 yds, Joe Agee, 1975

77 yds, Jack Freeman, 1942

### Punt Return

101 yds, Dale Worrall vs. Bridgewater, 1932

### Kickoff Return

100 yds, Dick Pawlewicz vs. UVA, 1974

### Run With Fumble

91 yds, Meb Davis vs. Columbia, 1926

### Run with Interception

93 yds, Marvin Graham vs. Virginia Tech, 1946

### Field Goal

53 yds, Steve Christie vs. ETSU, 1987

53 yds, Steve Christie vs. UVA, 1988

53 yds, Brett Sterba vs. Delaware, 2000

## Team Records

### Most Points Scored

95, vs. Bridgewater, 1931

### Most Points Allowed

93, by Delaware, 1915

### Most Yards Gained

681, vs. Richmond, 1991

### Most Plays

100, vs. Virginia Tech, 1971

### Rushing Yards

453, vs. Ohio Wesleyan, 1970

433, vs. Villanova, 1993

419, vs. Delaware, 1973

417, vs. Richmond, 1974

413, vs. VMI, 1993

### Pass Attempts

55, vs. Virginia Tech, 1971

### Pass Completions

35, vs. Rutgers, 1983

### Passing Yards

498, vs. VMI, 1997

426, vs. Northeastern, 2000

414, vs. Miami (Ohio), 1982

412, vs. JMU, 1985

403, vs. East Carolina, 1981

### First Downs

36, vs. VMI, 1991

36, vs. VMI, 1993

35, vs. Liberty, 2005

### Most Interceptions

6, vs. Wake Forest, 1947

### Best Defense Against the Run

-39 yds, vs. Colgate, 1988

-39 yds, vs. Villanova, 1996

-11 yds, Quantico, 1967

-6 yds, vs. Liberty, 2005

-6 yds, vs. Villanova, 1993

### Best Defense Against the Pass

9 yds, vs. UMass, 1995

9 yds, vs. East Carolina, 1980

9 yds, vs. Appalachian State, 1976

10 yds, vs. Furman, 1999

11 yds, vs. VMI, 1993

Active players in bold.

# Game-By-Game Results

## Game 1

### Delaware 49, William and Mary 31

Aug. 30 | Williamsburg, Va. | Zable Stadium | 7:30 p.m.

WILLIAMSBURG (8/30/07) -- Omar Cuff tied a NCAA FCS record with seven touchdowns, including six rushing, to lead the 19th-ranked Blue Hens past W&M, 49-31, in the inaugural CAA Football game at Zable Stadium.

Despite a school-record 433 passing yards from Tribe quarterback Jake Phillips, the Delaware stole the show with a powerful offensive attack. Cuff ran for a career-high 244 yards and school-record six touchdowns on 30 attempts and also set a school record with seven total touchdowns, which included a 19-yard scoring catch from Joe Flacco.

Flacco completed 19 of 23 attempts for 202 yards with the one scoring pass to Cuff.

Cuff's six rushing touchdowns, and seven overall, were both conference records.

Phillips connected on 26 of 41 attempts with two touchdowns, surpassing the previous school record of 426 passing yards set by David Corley, Jr. against Northeastern in 2000.

D.J. McAulay finished with seven receptions for a career-high 162 yards and a touchdown, and tight Drew Atchison finished with six catches for a career-best 139 yards and a score.

DeBrian Holmes rushed for 53 yards, and Phillips added 29 yards rushing and a touchdown. W&M finished with 542 total yards of offense.

Terrell Wells scored on a 28-yard fumble return for the Tribe in the fourth.



**Jake Phillips passed for a school record 433 yards in the loss to Delaware.**

	1	2	3	4	Final
Delaware	0	21	7	21	49
William and Mary	3	0	7	21	31

#### Scoring Summary

Qtr	Team	Score	Time
1st	W&M	FG Pate 20	3:59
2nd	UD	Cuff 1 run (Striefsky kick)	14:57
	UD	Cuff 38 run (Striefsky kick)	10:51
	UD	Cuff 1 run (Striefsky kick)	2:09
3rd	W&M	Atchison 50 pass from Phillips (Pate kick)	12:53
	UD	Cuff 2 run (Striefsky kick)	9:08
4th	UD	Cuff 20 run (Striefsky kick)	14:54
	W&M	Phillips 1 run (Pate kick)	14:21
	UD	Cuff 19 pass from Flacco (Striefsky kick)	12:47
	W&M	McAulay 17 pass from Phillips (Pate kick)	11:13
UD	Cuff 10 run (Striefsky kick)	9:06	
W&M	Wells 28 fumble return (Pate kick)	5:17	

	W&M	UD
First Downs	26	26
Rushes - Yards	33-109	46-281
Att-Cmp-Int	42-26-0	23-19-0
Pass Yards	433	202
Total Offense	542	483
Total Plays	75	69
Fumbles - Lost	1-0	1-1
3rd Down Conv.	4-14	7-10
Penalties - Yards	7-67	4-45
Sacks by - Yards	1-7	3-13
Time of Possession	30:05	29:55

**Rushing - W&M:** Holmes 17-53, Phillips 11-29 (TD), Marriner 4-21, McAulay 1-6. **UD:** Cuff 30-244 (6 TD), Michaud 7-39, Broyles 6-8, TEAM 1(-3), Flacco 2(-7).

**Passing - W&M:** Phillips 41-26-0, 433, 2 TD. **UD:** Flacco 23-19-0, 202, TD.

**Receiving - W&M:** McAulay 7-162 (TD), Atchison 6-139 (TD), Archer 5-58, Mack 4-53, Holmes 2-20, Otey 1-10, Marriner 1(-9). **UD:** Michaud 5-75, Cuff 4-52 (TD), Mackey 2-19, Baker 2-14, Heydt 2-12, Agnone 2-8, Crosby 1-14, Love 1-8.

**Defense - W&M:** Pigram 13 (5 solo, TFL), Rutter 11, Livingston 10 (5 solo), Horvath 6 (FF, TFL, 4 solo), Cox 6, Lissemore 3 (TFL, sack), Wells 1 (28-yard FR for TD).

**Attendance:** 11,639; **Time:** 3:22; **Weather:** 80, Partly Cloudy

## Game 2

### William and Mary 63, VMI 16

Sept. 8 | Lexington, Va. | Foster Stadium | 1 p.m.

LEXINGTON, Va. (9/8/07) -- Jake Phillips and DeBrian Holmes paced a near flawless first-half offensive performance to help lead William and Mary to a 63-16 victory over VMI at Foster Stadium.

The Tribe picked up its first win of the season and 22nd consecutive victory over the Keydets in a series that dates back to 1905.

Phillips completed 13 of his 15 first-half attempts for 242 yards and three touchdowns, and Holmes rushed for three scores, as the Tribe raced out to a 42-10 halftime edge.


W&M went on to record over 500 yards of total offense for the second time in as many games, finishing with 524 to VMI's 271.

Cameron Dohse had four catches for 77 yards and a touchdown in his first start, and Elliott Mack recorded four receptions for 73 yards and a score.

Courtland Marriner led the ground attack with a career-high 107 yards and a touchdown on 13 attempts. Tony Viola and Thomas Schonder added rushing touchdowns for the Tribe.

David Caldwell led a solid defensive effort, collecting a career-best 15 total tackles, including nine solo stops and 1.5 tackles for loss. Josh Rutter recovered a pair of fumbles, and Evan Franks had a sack.

Brian Pate connected on all nine of his point-after attempts, setting a school record for extra points in a single game.



**David Caldwell recorded a career-high 15 tackles in the win over VMI.**

	1	2	3	4	Final
William and Mary	14	28	7	14	63
VMI	3	7	0	6	16

#### Scoring Summary

Qtr	Team	Score	Time
1st	VMI	FG Sweeney 24	10:52
1st	W&M	Holmes 8 run (Pate kick)	7:54
	W&M	Holmes 4 run (Pate kick)	3:34
	W&M	Mack 31 pass from Phillips (Pate kick)	13:20
2nd	VMI	Abegesah 23 run (Sweeney kick)	11:26
	W&M	Holmes 4 run (Pate kick)	9:15
2nd	W&M	Atchison 2 pass from Phillips (Pate kick)	2:16
	W&M	Dohse 22 pass from Phillips (Pate kick)	0:22
	W&M	Marriner 10 run (Pate kick)	4:19
3rd	W&M	Marriner 10 run (Pate kick)	4:19
4th	VMI	Jackson 1 run (Kick blocked)	14:08
	W&M	Schonder 6 run (Pate kick)	8:37
W&M	Viola 4 run (Pate kick)	1:48	

	W&M	VMI
First Downs	31	17
Rushes - Yards	47-249	58-249
Att-Cmp-Int	21-18-0	5-3-0
Pass Yards	275	22
Total Offense	524	271
Total Plays	68	63
Fumbles - Lost	2-1	3-2
3rd Down Conv.	4-7	2-12
Penalties - Yards	0-0	2-10
Sacks by - Yards	2-9	0-0
Time of Possession	27:41	32:19

**Rushing - W&M:** Marriner 13-107 (TD), Viola 12-56 (TD), Schonder 6-45 (TD), Holmes 9-42 (3 TD), Hobson 2-8, Mack 2-7, Phillips 2(-4), D. Miller 1(-12). **VMI:** Abegesah 9-80 (TD), Robinson 16-52, Jackson 6-34 (TD), Itoka 4-31, Rainey-Wiles 11-19, Hughes 8-18, Collins 2-8, Maypray 2-7.

**Passing - W&M:** Phillips 15-13-0, 242, 3 TD; Potts 6-5-0, 33. **VMI:** Robinson 4-2-0, 18; Hughes 1-1-0, 4.

**Receiving - W&M:** Dohse 4-77 (TD), Mack 4-73 (TD), Varno 2-53, Archer 2-46, Holmes 2-20, Conyers 1-7, Dill 1-4, Atchison 1-2 (TD), Marriner 1(-7). **VMI:** Rainey-Wiles 1-18, Maypray 1-4, Jackson 1-0.

**Defense - W&M:** Caldwell 15 (9 solo, 1.5 TFL, FF, PBU), Livingston 9 (6 solo), Dewispeleare 8, Rutter 8 (2 FR), Lissemore 7, Horvath 6 (3 solo), Franks 5 (TFL, sack), Herbert 4 (Blocked PAT), Jones 1 (TFL, FF).

**Attendance:** 6,830; **Time:** 2:36; **Weather:** 91, Sunny, Warm



# Game-By-Game Results

## Game 3

### William and Mary 48, Liberty 41

Sept. 15 | Williamsburg, Va. | Zable Stadium | 7 p.m.

WILLIAMSBURG (9/15/07) -- Jake Phillips' scored on a 1-yard dive, and the Tribe defense came up with a big stop in double-overtime to defeat Liberty, 48-41, at Zable Stadium.

Phillips' 15-yard touchdown pass to Drew Atchison in the first overtime sent the game into the second extra session.

Phillips completed 20 of 28 attempts for 335 yards and three touchdowns in total and finished with 19 yards rushing, including the 1-yard keeper that proved to be the game-winner.

Atchison finished with six catches for 103 yards, and Cameron Dohse (27 yards) and Elliott Mack (7 yards) also had touchdown receptions.

DeBrian Holmes rushed for 96 yards on 28 carries and scored twice on the ground. Tony Viola rushed for 57 yards on 15 attempts, mainly coming in an impressive second-half and overtime performance.

Brian Pate kicked a pair of field goals, including a key career-long 43-yarder as time expired in the first half, and was perfect on six PAT attempts.

Josh Rutter paced the defense with 15 total tackles, and David Caldwell and Derek Cox each had interceptions.



*Jake Phillips goes over the top for a 1-yard TD run in double OT vs. Liberty.*

	1	2	3	4	OT1	OT2	Final
Liberty	7	6	6	15	7	0	41
William and Mary	0	17	7	10	7	7	48

#### Scoring Summary

Qtr	Team	Score	Time
1st	LU	Jennings 2 run (Greenbaum kick)	2:56
2nd	W&M	Holmes 8 run (Pate kick)	14:24
	LU	FG Greenbaum 37	8:06
	W&M	Dohse 27 pass from Phillips (Pate kick)	6:07
	LU	FG Greenbaum 31	0:39
	W&M	FG Pate 43	0:00
3rd	W&M	Holmes 5 run (Pate kick)	4:14
	LU	Bolden 13 pass from Smith (Rush failed)	1:48
4th	W&M	Mack 7 pass from Phillips (Pate kick)	13:28
	LU	Jennings 12 run (Greenbaum kick)	12:11
	W&M	FG Pate 19	7:12
	LU	Terrell 3 run (Jennings pass from Smith)	0:16
OT1	LU	Jennings 25 run (Greenbaum kick)	--
	W&M	Atchison 15 pass from Phillips (Pate kick)	--
OT2	W&M	Phillips 1 run (Pate kick)	--

	LU	W&M
First Downs	24	30
Rushes - Yards	37-182	48-171
Att-Cmp-Int	35-25-2	30-21-0
Pass Yards	203	353
Total Offense	385	524
Total Plays	74	78
Fumbles - Lost	0-0	1-1
3rd Down Conv.	7-15	6-11
Penalties - Yards	9-70	13-87
Sacks by - Yards	1-5	0-0
Time of Possession	29:14	30:46

**Rushing** - W&M: Holmes 23-96 (2 TD), Viola 15-57, Phillips 9-19 (TD), TEAM 1-(-1). LU: Jennings 28-114 (2 TD), Terrell 7-58 (TD), Smith 1-7, Jackson 1-3.

**Passing** - W&M: Phillips 28-20-0, 335, 3 TD; Potts 2-1-0, 18. LU: Smith 37-25-2, 202, 2 TD.

**Receiving** - W&M: Atchison 6-103 (TD), Mack 5-71 (TD), Archer 3-56, Dohse 2-67 (TD), Viola 2-14, Varno 1-20, Nicholas 1-17, Falbo 1-5. LU: Turner 8-55, Crawford 5-50, Jackson 4-41, Bolden 4-35 (TD), Jennings 3-14 (TD), Luck 1-8.

**Defense** - W&M: Rutter 15 (7 solo), Harris 11 (7 solo, PBU), Caldwell 8 (TFL, INT), Pigram 8 (PBU), Tracy 6 (TFL), Cox 3 (INT, PBU).

**Attendance:** 9,329; **Time:** 3:30; **Weather:** 79, Clear

## Game 4

### Virginia Tech 44, William & Mary 3

Sept. 22 | Blacksburg, Va. | Lane Stadium | 1:30 p.m.

BLACKSBURG, Va. (9/22/07) -- Brandon Ore scored two first-half touchdowns, and the Virginia Tech defense and special teams each turned in big plays early to help the 17th-ranked Hokies cruise past William and Mary, 44-3, at Lane Stadium.

Virginia Tech went in front 6-0 on a pair of Jud Dunlevy field goals on its first two possessions, and Ore's 2-yard touchdown run extended the margin to 13-0.

Brandon Flowers returned an interception 49 yards for a touchdown, giving the Hokies a 20-0 edge, and Eddie Royal later returned a punt 60 yards for a touchdown to make it 34-0.

The Tribe, which saw its two-game winning streak snapped, scored its only points on a 22-yard field goal by Brian Pate.

Jake Phillips finished with 243 yards passing, completing 17-of-40 attempts, but was picked off three times. Drew Atchison was the Tribe's leading receiver with five catches for 81 yards. Joe Nicholas finished with 63 yards on two receptions, and R.J. Archer had three catches for 39 yards.

Against a stout defensive effort by the Tribe in the second half, Virginia Tech gained only 94 total yards and just four first downs. The Hokies finished with 287 total yards to the Tribe's 262.

Adrian Tracy recorded 3.0 tackles for loss, including one of the team's season-high four quarterback sacks. David Caldwell paced the Tribe with 10 total tackles, including one behind the line of scrimmage. Josh Rutter and Sean Lissemore also recorded sacks.

Thomas Schonder was the Tribe's leading rusher with 42 yards on nine carries, though W&M finished with a net of only five yards rushing.



*Adrian Tracy records one of the Tribe's four quarterback sacks at Virginia Tech.*

	1	2	3	4	Final
William and Mary	0	3	0	0	3
Virginia Tech	27	14	3	0	44

#### Scoring Summary

Qtr	Team	Score	Time
1st	VT	FG Dunlevy 25	11:58
	VT	FG Dunlevy 27	7:37
	VT	Ore 2 run (Dunlevy kick)	4:47
	VT	Flowers 49 INT return (Dunlevy kick)	3:56
	VT	Lewis 8 run (Dunlevy kick)	0:17
2nd	VT	Royal 60 punt return (Dunlevy kick)	13:56
	W&M	FG Pate 22	5:07
	VT	Ore 34 pass from Taylor (Dunlevy kick)	2:13
3rd	VT	FG Dunlevy 38	7:51

	W&M	VT
First Downs	13	12
Rushes - Yards	28-5	38-133
Att-Cmp-Int	46-19-3	27-151-0
Pass Yards	257	154
Total Offense	262	287
Total Plays	74	65
Fumbles - Lost	1-0	1-0
3rd Down Conv.	3-18	4-16
Penalties - Yards	3-25	11-95
Sacks by - Yards	4-25	5-42
Time of Possession	29:57	30:03

**Rushing** - W&M: Viola 10-17, Schonder 9-42, Archer 1-(-1), Potts 1-(-9), Phillips 6-(-27). VT: Lewis 10-43 (TD), Ore 10-25 (TD), Taylor 5-52, Holt 4-10, Pickle 2-8, Cheeseman 4-6, Glennon 1-(-10).

**Passing** - W&M: Phillips 40-17-3, 243; Potts 6-2-0, 14. VT: Taylor 13-6-0, 72, TD; Glennon 9-5-0, 49; Holt 5-4-0, 33.

**Receiving** - W&M: Atchison 5-81, Archer 3-39, Nicholas 2-63, Mack 2-30, Varno 2-10, Viola 2-4, Dohse 1-16, Falbo 1-10, Schonder 1-4. VT: Ore 4-48 (TD), Smith 2-39, Wheeler 2-15, Boone 1-14, Drager 1-9, Luckett 1-9, Hyman 1-8, Lewis 1-6, Whitaker 1-5, Perez 1-1.

**Defense** - W&M: Caldwell 10 (TFL), Tracy 6 (3.0 TFL, sack), Lissemore 5 (1.5 TFL, sack), Rutter 5 (Sack, PBU), Cox 3 (0.5 TFL), Jean-Pierre 3 (Sack).

**Attendance:** 66,233; **Time:** 3:14; **Weather:** 78, Partly Cloudy

# Game-By-Game Results



## Game 5

### William and Mary 27, Towson 22

Sept. 29 | Williamsburg, Va. | Zable Stadium | 1 p.m.

WILLIAMSBURG (9/29/07) -- Jake Phillips passed for two touchdowns, and the William and Mary defense came up with two big fourth quarter stops to secure a 27-22 victory over Towson in CAA Football action at Zable Stadium.

Phillips passed for 179 yards and also rushed for a season-high 42 yards to help W&M win its first home conference game since 2005. The Tribe also snapped a three-game losing streak in league games.

Towson pulled within 27-22 on Sean Schaefer's 29-yard touchdown pass to Demetrius Harrison with 10:55 remaining, but the Tigers couldn't avoid their third consecutive conference loss and fifth-straight defeat in the series.

Tony Viola rushed for 24 yards on six carries, including a 2-yard touchdown run in the third quarter that proved to be the difference.

Towson held a 422-284 advantage in total yards, but the Tribe defense forced three turnovers, in addition to the two timely stops late.

Derek Cox had two interceptions, and Sean Lissemore recorded his first career pick. David Caldwell led the defensive effort with 14 total tackles, including 10 unassisted stops.

Elliott Mack had a 61-yard touchdown reception, and Joe Nicholas turned in a 38-yard catch run for a touchdown as the Tribe erased a 13-0 deficit in a four-minute span in the second quarter. Brian Pate started the Tribe run with a 36-yard field goal and would later add a 41-yarder.

Courtland Marriner and Thomas Schonder each finished with 20 yards rushing. Nicholas and R.J. Archer each finished with three receptions.



*Derek Cox returns his second interception 69 yards in the win over Towson.*

	1	2	3	4	Final
Towson	10	6	0	6	22
Virginia Tech	0	17	10	0	27

#### Scoring Summary

Qtr	Team	Score	Time
1st	TU	FG Bencivengo 27	10:23
	TU	Williams 3 run (Bencivengo kick)	3:09
2nd	TU	FG Bencivengo 20	8:05
	W&M	FG Pate 36	5:46
	W&M	Mack 61 pass from Phillips (Pate kick)	2:38
	W&M	Nicholas 38 pass from Phillips (Pate kick)	1:19
	TU	FG Bencivengo 37	0:00
3rd	W&M	FG Pate 41	13:09
	W&M	Viola 2 run (Pate kick)	7:48
4th	TU	Harrison 29 pass from Schaefer (Pass failed)	10:55

	TU	W&M
First Downs	24	12
Rushes - Yards	44-214	33-105
Att-Cmp-Int	40-21-3	23-10-1
Pass Yards	208	179
Total Offense	422	284
Total Plays	84	56
Fumbles - Lost	3-0	1-0
3rd Down Conv.	5-16	4-15
Penalties - Yards	7-45	3-35
Sacks by - Yards	2-9	0-0
Time of Possession	33:58	26:02

**Rushing** - W&M: Marriner 11-20, Phillips 8-42, Schonder 7-20, Viola 6-24 (TD). TU: Williams 34-139 (TD), Pastor 8-73, Schaefer 2-2.

**Passing** - W&M: Phillips 23-10-1, 179, 2 TD. TU: Schaefer 40-21-3, 208, TD.

**Receiving** - W&M: Nicholas 3-56 (TD), Archer 3-30, Mack 1-61 (TD), Dohse 1-17, Schonder 1-12, Atchison 1-3. TU: Lee 9-69, Harrison 5-75 (TD), Perry 2-30, Tongu 2-4, Cegles 1-11, Williams 1-10, Godlasky 1-9.

**Defense** - W&M: Caldwell 14 (10 solo, TFL), Pigram 9 (6 solo, TFL), Livingston 9 (6 solo, 4 PBU), Rutter 7, Tracy 6 (TFL, 6 solo), Cox 6 (2 INT, 3 PBU), Lissemore 3 (INT), Herbert 3 (2 PBU).

**Attendance:** 10,094; **Time:** 2:58; **Weather:** 80, Breezy, Clear





# Quarterback Club Awards

## 2007 Quarterback Club Weekly Awards - Towson 9/29

### Offense



**Brad Stewart Sr., OL**

Stewart was named offensive player of the week for the first time this season and the second time in his career.

#### Previous Winners

Delaware - Aug. 30

Jake Phillips, QB, Jr.

Passed for school record 433 yards and two touchdowns.

VMI - Sept. 8

Jake Phillips, QB, Jr.

Completed 13-of-15 attempts for 242 yards and three TDs.

Liberty - Sept. 15

DeBrian Holmes, RB, Jr.

Rushed for a career-high 96 yards and two touchdowns.

Virginia Tech - Sept. 22


Drew Atchison, TE, Sr.

Team-high five receptions for 81 yards.

Towson - Sept. 29

Brad Stewart, OL, Sr.

### Defense



**Robert Livingston, So., FS**

Livingston recorded nine total tackles, including six unassisted, and a career-high four pass break-ups in the Tribe's win.

#### Previous Winners

Delaware - Aug. 30

Derek Cox, DB, Jr.

Recorded six total tackles, three solos, and one PBU.

VMI - Sept. 8

David Caldwell, DB, So.

Career-high 15 total tackles, 1.5TFL, FF, PBU

Liberty - Sept. 15

Josh Rutter, Jr., LB

Season-high 15 TT, seven solo.

Virginia Tech - Sept. 22

Adrian Tracy, So., DE


Six TT, 3.0TFL, 1.0 sack

Towson - Sept. 29

Robert Livingston, So., FS

Nine TT, six solo, four pass break-ups

### Special Teams



**Rob Varno, So., TE**

Varno recorded one solo tackle in kick coverage.

#### Previous Winners

Delaware - Aug. 30

Fred Johnson, DB, So.

Recorded two tackles in kickoff coverage.

VMI - Sept. 8

Brian Pate, PK, So.

Connected on 9-of-9 point-after attempts.

Liberty - Sept. 15

R.J. Archer, So., Holder/WR

Holder on two FG and six PATs; Three receptions for 57 yards.

Virginia Tech - Sept. 22

David Caldwell, So., KR

Four kickoff returns for 98 yards, including long of 31 yards.

Towson - Sept. 29

Rob Varno, So., TE

One solo tackle in kick coverage

# Career Game-Highs

## Offensive Individual Career Game Highs

### Quarterbacks

#### Jake Phillips, Jr.

##### Passing

Att. 43 . . . vs. Maine, 2006  
Cmp. 25 . . . vs. Delaware, 2007  
Cmp. % 90.0 . . . at Northeastern, 2005  
Yards 433 . . . vs. Delaware, 2007  
Long 61 . . . vs. Towson, 2007  
TDs 4 . . . . at Northeastern, 2005  
INTs 3 . . . . at Virginia Tech, 2007  
Sacked 6 . . . . at James Madison, 2006

##### Rushing

Att. 15 . . . vs. James Madison, 2005  
Yards 57 . . . vs. James Madison, 2005  
TDs 2 . . . . (2) last vs. Delaware, 2005  
Long 20 . . . vs. Towson, 2007

#### Mike Potts, Sr.

##### Passing

Att. 50 . . . at Massachusetts, 2006  
Cmp. 28 . . . at Towson, 2006  
Cmp. % 90.0 . . . at Maryland, 2006  
Yards 409 . . . at Towson, 2006  
Long 76 . . . at Towson, 2006  
TDs 2 . . . . (5) last at Delaware, 2006  
INTs 3 . . . . at Delaware, 2006  
Sacked 3 . . . . at Rhode Island, 2005

##### Rushing

Att. 5 . . . . at Rhode Island, 2005  
Yards 7 . . . . vs. Liberty, 2005  
TDs 1 . . . . vs. Villanova, 2006  
Long 3 . . . . at Towson, 2006

Completion % - (Minimum 10 attempts)

### Running Backs

#### DeBrian Holmes, Jr.

##### Rushing

Att. 23 . . . vs. Liberty, 2007  
Yards 96 . . . vs. Liberty, 2007  
TDs 3 . . . . at VMI, 2007  
Long 27 . . . vs. New Hampshire, 2005

##### Receiving

Rec. 7 . . . . vs. Delaware, 2005  
Yards 52 . . . vs. Delaware, 2005  
TDs 1 . . . . at VMI, 2005  
Long 24 . . . at Towson, 2006

#### Courtland Marriner, R-Fr.

##### Rushing

Att. 13 . . . at VMI, 2007  
Yards 107 . . . at VMI, 2007  
TDs 1 . . . . at VMI, 2007  
Long 16 . . . at VMI, 2007

##### Receiving

Rec. 1 . . . . vs. Delaware, at VMI, 2007  
Yards 0  
TD 0  
Long 0

#### Tony Viola, Sr.

##### Rushing

Att. 15 . . . vs. Liberty, 2007  
Yards 85 . . . vs. Liberty, 2005  
TDs 1 . . . . (3), last vs. Towson, 2007  
Long 35 . . . at Towson, 2004

##### Receiving

Rec. 2 . . . . Twice, last at VT, 2007  
Yards 18 . . . at Marshall, 2005  
TDs 1 . . . . at Marshall, 2005  
Long 18 . . . at Marshall, 2005

#### Thomas Schonder, R-Fr.

##### Rushing

Att. 9 . . . . at Virginia Tech, 2007  
Yards 45 . . . at VMI, 2007  
TDs 1 . . . . at VMI, 2007  
Long 29 . . . at Virginia Tech, 2007

##### Receiving

Rec. 1 . . . . (2) last vs. Towson, 2007  
Yards 12 . . . vs. Towson, 2007  
TDs 0  
Long 12 . . . vs. Towson, 2007

#### Matty Otey, Sr. (FB)

##### Rushing

Att. 2 . . . . at Towson, 2004  
Yards 6 . . . . at Towson, 2005  
TDs 1 . . . . at Marshall, 2005 (FR)  
Long 5 . . . . at Towson, 2004

##### Receiving

Rec. 1 . . . . (6) last vs. Delaware, 2007  
Yards 10 . . . vs. Delaware, 2007  
TDs 1 . . . . (4) last at Delaware, 2006  
Long 1 . . . . vs. Delaware, 2007

#### Graham Falbo, Sr., (FB)

##### Rushing

Att. 0  
Yards 0  
TDs 0  
Long 0

##### Receiving

Rec. 1 . . . . Twice, last at VT, 2007  
Yards 10 . . . at Virginia Tech, 2007  
TDs 0  
Long 10 . . . at Virginia Tech, 2007

#### Jimmy Hobson, R-Fr. (FB)

##### Rushing

Att. 2 . . . . at VMI, 2007  
Yards 8 . . . . at VMI, 2007  
TDs 0  
Long 4 . . . . at VMI, 2007

##### Receiving

Rec. 0  
Yards 0  
TDs 0  
Long 0

### Wide Receivers/Tight Ends

#### Joe Nicholas, Sr. (WR)

##### Receiving

Rec. 11 . . . vs. Delaware, 2004\*  
Yards 121 . . . vs. Delaware, 2005  
TDs 2 . . . . (3) last at Towson, 2006  
Long 76 . . . at Towson, 2006

#### Elliott Mack, Jr. (WR)

##### Receiving

Rec. 7 . . . . vs. Delaware, 2005  
Yards 106 . . . vs. Delaware, 2005  
TDs 1 . . . . (9) last vs. Towson, 2007  
Long 61 . . . vs. Towson, 2007

##### Rushing

Att. 3 . . . . vs. Villanova, 2006  
Yards 29 . . . vs. Towson, 2005  
TDs 0  
Long 20 . . . vs. Towson, 2005

#### R.J. Archer, So. (WR)

##### Receiving

Rec. 6 . . . . at Towson, 2006  
Yards 122 . . . at Towson, 2006  
TDs 0  
Long 46 . . . at Liberty, 2006

##### Rushing

Att. 1 . . . . Twice, last at VT, 2007  
Yards 15 . . . vs. Richmond, 2006  
TDs 0  
Long 15 . . . vs. Richmond, 2006

#### Cameron Dohse, R-Fr. (WR)

##### Receiving

Rec. 4 . . . . at VMI, 2007  
Yards 77 . . . at VMI, 2007  
TDs 1 . . . . (2) last vs. Liberty, 2007  
Long 40 . . . vs. Liberty, 2007

#### Terreon Conyers, R-Fr. (WR)

##### Receiving

Rec. 1 . . . . at VMI, 2007  
Yards 7 . . . . at VMI, 2007  
TDs 0  
Long 7 . . . . at VMI, 2007

#### Marshall Dill, R-Fr. (WR)

##### Receiving

Rec. 1 . . . . at VMI, 2007  
Yards 4 . . . . at VMI, 2007  
TDs 0  
Long 4 . . . . at VMI, 2007

#### D.J. McAulay, Jr. (WR)

##### Receiving

Rec. 7 . . . . vs. Delaware, 2007  
Yards 162 . . . vs. Delaware, 2007  
TDs 1 . . . . (3) last vs. Delaware, 2007  
Long 49 . . . at Maryland, 2006

##### Rushing

Att. 1 . . . . (6) last vs. Delaware, 2007  
Yards 17 . . . vs. Richmond, 2006  
TDs 0  
Long 15 . . . vs. Richmond, 2006

#### Drew Atchison, Sr. (TE)

##### Receiving

Rec. 6 . . . . (2) last vs. Liberty, 2007  
Yards 139 . . . vs. Delaware, 2007  
TDs 1 . . . . (4) last vs. Liberty, 2007  
Long 57 . . . vs. Villanova, 2006

#### Rob Varno, So. (TE)

##### Receiving

Rec. 2 . . . . Twice, last at VT, 2007  
Yards 53 . . . at VMI, 2007  
TDs 0  
Long 32 . . . at VMI, 2007

\*NCAA Playoff Game



## Defensive Individual Career Game Highs

### Defensive Line

#### Adrian Tracy, So. (DE)

TT 10 ... vs. Hofstra, 2006  
 UT 6 ..... (2) last vs. Towson, 2007  
 AT 7 ..... vs. Richmond, 2006  
 Sacks 3.0 ... at Towson, 2006  
 TFL 4.0 ... at Towson, 2006  
 FF 1 ..... (2) last at Towson, 2006  
 FR 0  
 INT 0  
 PBU 1 ..... (2) last at JMU, 2006

#### C.J. Herbert, So. (DE)

TT 6 ..... at UMass, 2006  
 UT 2 ..... vs. Delaware, 2007  
 AT 5 ..... at UMass, 2006  
 Sacks 1.0 ... vs. Hofstra, 2006  
 TFL 1.0 ... vs. Hofstra, 2006  
 FF 0  
 FR 0  
 INT 0  
 PBU 2 ..... vs. Towson, 2007

#### Ryan Jones, Sr. (DT)

TT 3 ..... vs. VMI, 2006  
 UT 1 ..... (3) last vs. Liberty, 2007  
 AT 3 ..... (2) last vs. VMI, 2006  
 Sacks 1.0 ... vs. Liberty, 2005  
 TFL 1.0 ... vs. Liberty, 2005  
 FF 1 ..... at VMI, 2007  
 FR 1 ..... vs. VMI, 2006  
 INT 0  
 PBU 0

#### Sean Lissemore, So. (DT)

TT 7 ..... (2) last at VMI, 2007  
 UT 4 ..... at Towson, 2006  
 AT 5 ..... (3) last at VMI, 2007  
 Sacks 1.0 ... (2) last vs. Delaware, 2007  
 TFL 1.5 ... vs. Richmond, 2006  
 FF 0  
 FR 0  
 INT 1 ..... vs. Towson, 2007  
 PBU 0

#### Derek Toon, R-Fr. (DT)

TT 3 ..... (2) last at VMI, 2007  
 UT 1 ..... at VMI, 2007  
 AT 3 ..... vs. Delaware, 2007  
 Sacks 0.5 ... at VMI, 2007  
 TFL 0.5 ... (2) last at VMI, 2007  
 FF 0  
 FR 0  
 INT 0  
 PBU 0

#### Michael Stover, Fr. (DE)

TT 3 ..... at VMI, 2007  
 UT 1 ..... vs. Towson, 2007  
 AT 3 ..... at VMI, 2007  
 Sacks 0  
 TFL 0  
 FF 0  
 FR 0  
 INT 0  
 PBU 0

### Linebackers

#### Josh Rutter, Jr.

TT 16 ..... at Marshall, 2005  
 UT 7 ..... (2) last vs. Liberty, 2007  
 AT 12 ..... at Marshall, 2005  
 Sacks 1.0 ... at Virginia Tech, 2007  
 TFL 1.0 ... (7) last at VT, 2007  
 FF 0  
 FR 2 ..... at VMI, 2007  
 INT 1 ..... at Richmond, 2005  
 PBU 1 ..... (4) last vs. Towson, 2007

#### Michael Pigram, Jr.

TT 13 ..... vs. Delaware, 2007  
 UT 10 ..... vs. Hofstra, 2006  
 AT 8 ..... vs. Delaware, 2007  
 Sacks 0  
 TFL 1.0 ... (5) last vs. Towson, 2007  
 FF 2 ..... vs. Villanova, 2006  
 FR 1 ..... at Northeastern, 2005  
 INT 0  
 PBU 0

#### T.J. O'Neill, Sr.

TT 8 ..... (3) last at UMass, 2006  
 UT 7 ..... vs. New Hampshire, 2005  
 AT 7 ..... at UMass, 2006  
 Sacks 1.0 ... vs. Maine, 2006  
 TFL 1.0 ... (2) last vs. Maine, 2006  
 FF 0  
 FR 1 ..... (2) last vs. Hofstra, 2006  
 INT 1 ..... vs. New Hampshire, 2005  
 PBU 1 ..... (3) last vs. Delaware, 2005

#### Ryan Horvath, Sr.

TT 6 ..... (2) last at VMI, 2007  
 UT 4 ..... vs. Delaware, 2007  
 AT 4 ..... vs. Liberty, 2007  
 Sacks 0  
 TFL 1.0 ... vs. Delaware, 2007  
 FF 1 ..... vs. Delaware, 2007  
 FR 0  
 INT 0  
 PBU 0

#### Todd Reyher, Jr.

TT 4 ..... at Virginia Tech, 2007  
 UT 1 ..... (2) last vs. Liberty, 2007  
 AT 3 ..... (2) last at VT, 2007  
 Sacks 0  
 TFL 0.5 ... at VMI, 2007  
 FF 0  
 FR 0  
 INT 0  
 PBU 2 ..... vs. Liberty, 2005

#### Nick Dewispelaere, R-Fr.

TT 8 ..... at VMI, 2007  
 UT 5 ..... at VMI, 2007  
 AT 3 ..... at VMI, 2007  
 Sacks 0  
 TFL 0  
 FF 0  
 FR 0  
 INT 0  
 PBU 0

#### Evan Francks, R-Fr.

TT 5 ..... at VMI, 2007  
 UT 2 ..... at VMI, 2007  
 AT 3 ..... (2) last at VT, 2007  
 Sacks 1.0 ... at VMI, 2007  
 TFL 1.0 ... at VMI, 2007  
 FF 0  
 FR 0  
 INT 0  
 PBU 0

#### Wes Steinman, R-Fr.

TT 5 ..... at VMI, 2007  
 UT 2 ..... at VMI, 2007  
 AT 3 ..... (2) last at VT, 2007  
 Sacks 1.0 ... at VMI, 2007  
 TFL 1.0 ... at VMI, 2007  
 FF 0  
 FR 0  
 INT 0  
 PBU 0

### Defensive Backs

#### Derek Cox, Jr. (CB)

TT 14 ..... at Liberty, 2006  
 UT 9 ..... at Liberty, 2006  
 AT 5 ..... at Liberty, 2006  
 Sacks 0  
 TFL 0.5 ... (3) last at VT, 2007  
 FF 1 ..... vs. Towson, 2005  
 FR 1 ..... (2) last vs. Maine, 2006  
 INT 2 ..... vs. Towson, 2007  
 PBU 3 ..... (2) last vs. Towson, 2007

#### David Caldwell, So. (SS)

TT 15 ..... at VMI, 2007  
 UT 10 ..... vs. Towson, 2007  
 AT 6 ..... (2) last at VMI, 2007  
 Sacks 0  
 TFL 1.5 ... at VMI, 2007  
 FF 1 ..... at VMI, 2007  
 FR 0  
 INT 1 ..... (2) last vs. Liberty, 2007  
 PBU 1 ..... (2) last at VMI, 2007

#### Max Harris, So. (CB)

TT 11 ..... vs. Liberty, 2007  
 UT 7 ..... vs. Liberty, 2007  
 AT 4 ..... (2) last vs. Towson, 2007  
 Sacks 0  
 TFL 0.5 ... vs. Delaware, 2007  
 FF 1 ..... vs. VMI, 2006  
 FR 1 ..... vs. Villanova, 2006  
 INT 0  
 PBU 1 ..... (2) last at VT, 2007

#### Robert Livingston, So. (FS)

TT 10 ..... vs. Delaware, 2007  
 UT 6 ..... (2) last vs. Towson, 2007  
 AT 5 ..... (2) last vs. Liberty, 2007  
 Sacks 0  
 TFL 0  
 FF 0  
 FR 0  
 INT 0  
 PBU 4 ..... vs. Towson, 2007

#### David Houff, Jr. (DB)

TT 6 ..... (2) last vs. Towson, 2007  
 UT 6 ..... at Towson, 2006  
 AT 4 ..... at Liberty, 2006  
 Sacks 0  
 TFL 0  
 FF 0  
 FR 0  
 INT 1 ..... at Towson, 2006  
 PBU 1 ..... at Towson, 2006

#### Michael Alvarado, R-Fr. (Safety)

TT 3 ..... (2) last at VMI, 2007  
 UT 2 ..... (3) last vs. Liberty, 2007  
 AT 1 ..... (2) last at VMI, 2007  
 Sacks 0  
 TFL 1.0 ... at VMI, 2007  
 FF 0  
 FR 0  
 INT 0  
 PBU 0

#### Terrell Wells, Fr.

TT 4 ..... at Virginia Tech, 2007  
 UT 3 ..... vs. Towson, 2007  
 AT 3 ..... at Virginia Tech, 2007  
 Sacks 0  
 TFL 0  
 FF 0  
 FR 1 ..... vs. Delaware, 2007  
 INT 0  
 PBU 0

# Career Statistics



## Quarterbacks

### #11, Jake Phillips' Career Stats

Year	G/S	Eff.	At-Co-In	Pct.	Yds	TD	Lg	Av/G	Rush	Yds	Avg.	TD	Lg	Av/G
2005	10/6	145.8	192-123-7	64.1	1564	12	47	156.4	71	183	2.6	8	17	18.3
2006	7/5	102.6	141-70-3	49.6	763	5	46	109.0	51	67	1.3	1	13	9.6
2007	5/5	157.3	147-86-4	58.5	1432	10	61	286.4	36	59	1.6	2	20	11.8
Totals	22/16	136.4	481-279-14	58.0	3759	27	61	170.9	158	309	2.0	11	20	14.0

### #10, Mike Potts' Career Stats

Year	G/S	Eff.	At-Co-In	Pct.	Yds	TD	Lg	Av/G	Rush	Yds	Avg.	TD	Lg	Av/G
2004	3/0	102.1	17-7-0	41.2	84	1	32	28.0	1	-5	-5.0	0	0	-1.3
2005	7/5	132.2	127-78-2	61.4	842	7	49	120.3	18	-36	-2.0	0	3	-5.1
2006	9/7	126.8	216-124-7	57.4	1559	10	76	173.2	9	-29	-2.1	1	3	-3.2
2007	3/0	96.4	14-8-0	75.0	51	0	21	25.5	1	-9	-9.0	0	0	-3.0
Totals	22/12	126.4	374-217-9	58.0	2550	18	76	115.9	29	-79	-3.6	1	3	-3.3

## Running Backs

### #8, DeBrian Holmes' Career Stats

Year	G/S	Att	Yds	Avg.	TD	Lg	Av/G	Rec	Yds	Avg.	TD	Lg	Av/G
2005	11/0	56	304	5.4	1	27	27.6	16	121	7.6	1	19	11.0
2006	11/0	44	225	5.1	1	25	20.5	18	110	6.1	0	24	10.0
2007	3/3	49	191	3.9	5	20	63.7	4	40	10.0	0	18	13.3
Totals	25/3	149	720	4.8	7	27	28.8	38	271	7.1	1	24	10.8

### #25, Courtland Marriner's Career Stats

Year	G/S	Att	Yds	Avg.	TD	Lg	Av/G	Rec	Yds	Avg.	TD	Lg	Av/G
2007	3/1	28	148	5.3	1	16	49.3	2	-16	-8.0	0	0	-5.3

### #5, Tony Viola's Career Offensive Stats

Year	G/S	Att	Yds	Avg.	TD	Lg	Av/G	Rec	Yds	Avg.	TD	Lg	Av/G
2004	13/0	12	76	6.3	0	35	5.8	0	0	0.0	0	0	0.0
2005	11/0	30	183	6.1	1	26	16.6	1	18	18.0	1	18	1.6
2006	10/0	12	53	4.4	0	11	5.3	1	-6	-6.0	0	0	-0.6
2007	5/1	43	154	3.6	2	12	30.8	4	18	4.5	0	10	4.5
Totals	39/1	97	466	4.8	3	35	11.9	6	30	5.0	1	18	0.8

### #33, Thomas Schonder's Career Stats

Year	G/S	Att	Yds	Avg.	TD	Lg	Av/G	Rec	Yds	Avg.	TD	Lg	Av/G
2007	4/0	22	107	4.9	1	29	26.8	2	16	8.0	0	12	4.0

### Matt Otey's Career Stats

Year	G/S	Att	Yds	Avg.	TD	Lg	Av/G	Rec	Yds	Avg.	TD	Lg	Av/G
2004	13/0	2	6	3.0	0	5	0.5	2	4	2.0	1	3	0.3
2005	10/1	0	0	0.0	1	0	0.0	2	5	2.5	2	3	0.5
2006	7/2	0	0	0.0	0	0	0.0	1	2	2.0	1	2	0.3
2007	4/0	0	0	0.0	0	0	0.0	1	10	10.0	0	10	5.0
Totals	34/3	2	6	3.0	1	0	0.2	6	21	3.5	4	10	0.6

### #45, Graham Falbo's Career Stats

Year	G/S	Att	Yds	Avg.	TD	Lg	Av/G	Rec	Yds	Avg.	TD	Lg	Av/G
2004	2/0	0	0	0.0	0	0	0.0	0	0	0.0	0	0	0.0
2005	6/0	0	0	0.0	0	0	0.0	0	0	0.0	0	0	0.0
2006	Did Not Play												
2007	5/1	0	0	0.0	0	0	0.0	2	15	7.5	0	10	3.8
Totals	13/1	0	0	0.0	0	0	0.0	2	15	7.5	0	10	1.2

### #43, Jimmy Hoboson's Career Stats

Year	G/S	Att	Yds	Avg.	TD	Lg	Av/G	Rec	Yds	Avg.	TD	Lg	Av/G
2007	4/0	2	8	4.0	0	4	2.0	0	0	0.0	0	0	0.0

## Wide Receivers/Tight Ends

### #27, Joe Nicholas' Career Stats

Year	G/S	Rec	Yds	Avg.	TD	Lg	Av/G	Rush	Yds	Avg.	TD	Lg	Av/G
2004	14/13	66	799	12.1	6	51	57.1	2	18	9.0	0	15	1.3
2005	10/10	52	731	14.1	5	49	73.1	1	-3	-3.0	0	0	-0.3
2006	11/11	41	597	14.6	8	76	54.3	0	0	0.0	0	0	0.0
2007	3/3	6	136	22.7	1	43	45.3	0	0	0.0	0	0	0.0
Totals	38/37	165	2263	13.7	20	76	59.6	3	15	5.0	0	15	0.4

### #2, Elliott Mack's Career Stats

Year	G/S	Rec	Yds	Avg.	TD	Lg	Av/G	Rush	Yds	Avg.	TD	Lg	Av/G
2005	10/1	21	371	17.7	4	47	37.1	2	21	10.5	0	29	2.1
2006	10/3	20	225	11.2	2	32	22.5	7	61	8.7	0	27	6.1
2007	5/3	16	281	18.0	3	61	57.6	2	7	3.5	0	19	2.3
Totals	25/7	57	884	15.5	9	61	35.4	11	89	8.1	0	29	3.6

### #16, R.J. Archer's Career Stats

Year	G/S	Rec	Yds	Avg.	TD	Lg	Av/G	Rush	Yds	Avg.	TD	Lg	Av/G
2006	11/7	30	489	16.3	0	46	44.5	1	15	15.0	0	15	1.4
2007	5/3	16	229	15.3	0	34	49.8	1	-1	-1.0	0	0	-0.2
Totals	16/10	46	718	15.6	0	46	44.9	2	14	7.0	0	15	0.9

### #81, Cameron Dohse's Career Stats

Year	G/S	Rec	Yds	Avg.	TD	Lg	Av/G	Rush	Yds	Avg.	TD	Lg	Av/G
2007	5/2	8	177	22.1	2	40	35.4	0	0	0.0	0	0	0.0

### #3, Marshall Dill's Career Stats

Year	G/S	Rec	Yds	Avg.	TD	Lg	Av/G	Rush	Yds	Avg.	TD	Lg	Av/G
2007	1/0	1	4	4.0	0	4	4.0	0	0	0.0	0	0	0.0

### #88, Terreon Conyers' Career Stats

Year	G/S	Rec	Yds	Avg.	TD	Lg	Av/G	Rush	Yds	Avg.	TD	Lg	Av/G
2007	1/0	1	7	7.0	0	7	7.0	0	0	0.0	0	0	0.0

### #4, D.J. McAulay's Career Stats

Year	G/S	Rec	Yds	Avg.	TD	Lg	Av/G	Rush	Yds	Avg.	TD	Lg	Av/G
2005	9/0	2	49	24.5	0	39	5.4	1	-4	-4.0	0	0	-0.4
2006	8/3	21	307	14.6	2	49	38.4	4	39	9.8	0	27	6.1
2007	1/1	7	162	23.1	1	40	162.0	1	6	6.0	0	6	6.0
Totals	18/4	30	518	17.3	3	49	28.8	6	41	6.8	0	27	2.3

### #86, Drew Atchison's Career Stats

Year	G/S	Rec	Yds	Avg.	TD	Lg	Av/G
2005	4/0	0	0	0.0	0	0	0.0
2006	11/5	12	183	15.2	2	57	16.6
2007	5/5	19	328	17.3	3	50	81.2
Totals	20/10	31	511	16.5	5	57	25.6

### #98, Rob Varno's Career Stats

Year	G/S	Rec	Yds	Avg.	TD	Lg	Av/G
2006	11/0	0	0	0.0	0	0	0.0
2007	5/0	5	83	16.6	0	32	20.8
Totals	16/0	5	83	16.6	0	32	5.2