



WILLIAM & MARY

GAME 7: Maine • Saturday, Oct. 13, 2007 • 3 p.m. • Orono, Maine • Alfond Stadium



Game Day Information

WILLIAM AND MARY "TRIBE" (3-3, 1-2 CAA) AT MAINE "BLACK BEARS" (1-4, 0-3 CAA)
Kickoff: 3 p.m., Saturday, Oct. 13, 2007
Site: Morse Field at Alfond Stadium (10,000, AstroTurf)
TV: WABI-TV (Available in Maine only); Internet simulcast available at www.watchmainesports.com.
Radio: 2:30 p.m. - Tribe Football Radio Network, including www.TribeAthletics.com;
 Sirius Satellite Radio Channel 119 (Maine Radio Broadcast).
All-Time Series: W&M leads 5-2* (See series history on page four).
Last Meeting: Sept. 16, 2006; Maine won, 20-17, in Williamsburg.

First and 10

The Tribe is on the road in conference play for the second consecutive week, visiting Maine on Saturday. The game will be broadcast live in Maine only by WABI-TV, and a Internet simulcast is available through the web site www.watchmainesports.com on a pay-per-view basis. W&M's last visit to Maine came in 2002, when the Black Bears recorded their first victory in the series, 27-14. Maine has won the last two meetings and also was credited with a victory after the 2003 scheduled game was cancelled due to the effects of Hurricane Isabel in Williamsburg. W&M will attempt to rebound from a 63-24 loss at Villanova and get back to .500 in conference play. Maine has dropped four-straight since a season-opening win over Monmouth and fell to 0-2 in CAA play after a 38-13 loss at Hofstra last weekend. Saturday's contest will match the league's top passing attack against the conference's top pass defense. The Tribe is averaging a league-best 314.7 yards passing per game, while the Black Bears are limiting opponents to a league-low 174.8 yards passing per game. W&M is fourth in total offense (432.8) and sixth in scoring (32.7), while Maine is 12th in total offense (255.8) and 12th in scoring (11.6). Tribe quarterback Jake Phillips leads the league in total offense (295.5) and is second in passing average (287.2). Phillips has passed for 1,723 yards and 12 touchdowns in six games. Maine's Jhamal Fluellen is eighth in the league in rushing, averaging 84.2 yards per game.

2007 Tribe's Schedule

Date	Opponent	Score/Time
Aug. 30	#19 DELAWARE*	L/49-31
Sept. 8	at VMI	W/63-16
Sept. 15	LIBERTY	W/48-41 (2OT)
Sept. 22	at #17 Virginia Tech	L/44-3
Sept. 29	TOWSON*	W/27-22
Oct. 6	at Villanova*	L/63-24
Oct. 13	at Maine*	3 p.m.
Oct. 27	MASSACHUSETTS*	1 p.m.
Nov. 3	at Hofstra*	1 p.m.
Nov. 10	JAMES MADISON*	7 p.m.
Nov. 17	at Richmond*	Noon

*CAA Football conference game

2007 Black Bears' Schedule

Date	Opponent	Score/Time
Sept. 1	MONMOUTH	W/21-14
Sept. 8	at Connecticut	L/38-0
Sept. 15	at Villanova*	L/24-17 (OT)
Sept. 22	MASSACHUSETTS*	L/38-7
Oct. 6	at Hofstra*	L/38-13
Oct. 13	WILLIAM AND MARY*	3 p.m.
Oct. 20	at Stony Brook	3 p.m.
Oct. 27	at Northeastern*	2 p.m.
Nov. 3	TOWSON*	Noon
Nov. 10	RHODE ISLAND*	Noon
Nov. 17	at New Hampshire*	Noon

*CAA Football conference game

The Coaches

Jimmy Laycock

Alma Mater, Year: William and Mary, 1970
 W&M Record: 181-130-2 (28th season)
 Career Record: Same
 Career vs. UM: 5-2

Jack Cosgrove

Alma Mater, Year: Maine, 1978
 UM Record: 77-87 (15th season)
 Career Record: Same
 Career vs. W&M: 3-5

In The Spotlight

BRAD STEWART
#71, SENIOR, OFFENSIVE TACKLE

Senior wide receiver Brad Stewart is this week's featured player: "In The Spotlight". (Page 12)

Table of Contents

Media Information	2
W&M Football Radio Network	2
W&M Sports Information Staff	2
Projected Depth Chart and Start Chart	3
This Week's Opponent: Maine	4
Tale of the Tape	4
W&M Football Quick Facts	5
W&M Football Game Notes	5
The Tribe in 2007	6
Scouting the 2007 Opponents	6
CAA Football Information	7
National Rankings/Tribe Honor Roll	8
Tribe Football Record Watch	9
Head Coach Jimmy Laycock	11
In The Spotlight: Brad Stewart	12
W&M Football Rosters	13-14
Season Game-By-Game Starters	15
Tribe in the Red Zone	15
W&M Single-Game Highs	16
Opponent Single-Game Highs	17
Long Plays of the Season	17
Top Offensive Performances	18
Scoring Drives Chart	19
The Last Time It Happened	20
W&M Single-Game Records	21
Game-By-Game Results	22
Quarterback Club Awards	25
Individual Career-Highs	26
Career Statistics	28
2007 Season Statistics	29



Media Information



W&M Media Relations Staff

Pete Clawson (Primary Football Contact)
Assistant A.D., Media Relations
(O) 757-221-3369 (E) pmclaw@wm.edu

Mark Hoskins (Secondary Football Contact)
Associate Sports Information Director
(O) 757-221-3344 (E) mjhosk@wm.edu

Kris Sears (Associate SID)
(O) 757-221-3368 (E) kasear@wm.edu

Rob Turner (Associate SID)
(O) 757-221-3370 (E) rrturn@wm.edu

Jake Skipper (Intern)
(O) 757-221-3344 (E) jskip@wm.edu

Zable Stadium Press Box Phone: 757-221-3414

Sports Information Fax: 757-221-3412

Web Site: www.TribeAthletics.com

Mailing Address:

751 Ukrop Way
Williamsburg, VA 23185

Weekly CAA Football Coaches Call

Every Monday from Aug.27-Nov. 19, the CAA Football coaches will hold a teleconference for the media from 10:00-12:10pm (eastern time). Each coach will have a 10-minute slot to discuss his team and answer questions from the media. Members of the media are strongly encouraged to participate in the questioning. For the access number and password contact Scott Meyer in the CAA office at (804) 754-1616, x20.

10:00 CAA Football update
10:10 Dave Clawson, Richmond
10:20 Jimmye Laycock, William & Mary
10:30 Andy Talley, Villanova
10:40 Rocky Hager, Northeastern
10:50 Mickey Matthews, James Madison
11:00 Jack Cosgrove, Maine
11:10 Don Brown, Massachusetts
11:20 Tim Stowers, Rhode Island
11:30 K.C. Keeler, Delaware
11:40 Sean McDonnell, New Hampshire
11:50 Dave Cohen, Hofstra
12:00 Gordy Combs, Towson

CAA Football Press Box Phone Numbers

Delaware	302-831-6199/302-831-2186
Hofstra	516-463-5247
James Madison	540-568-6521
Maine	207-581-1049
Massachusetts	413-545-3550
New Hampshire	603-862-2585
Northeastern	617-566-5956
Rhode Island	401-874-4616
Richmond	804-355-6110
Towson	410-704-3102
Villanova	610-519-5290
William and Mary	757-221-3414

Interviews

All requests for interviews must be directed through the Sports Information Office. Players are available Monday morning until noon Thursday. Please call either Pete Clawson, or Mark Hoskins, with interview requests.

Weekly Press Conference

A press conference with head coach Jimmye Laycock will be held every Tuesday at noon at the Hospitality House in Williamsburg. Lunch is served around noon, followed by opening remarks and a question and answer session with Coach Laycock. Interviews with selected players will follow the luncheon. Please confirm your attendance with Pete Clawson in the Sports Information Office at least 24 hours in advance.

Game Credentials

Please make all press and photo requests at least one week in advance. Tickets and parking passes can be mailed with one week's notice. If not, tickets can be picked up, with proper credentials, at the Will Call Window at Zable Stadium on the morning of the game. ****PARKING PASSES CANNOT BE LEFT AT WILL CALL****

Press Parking

Parking for members of the working press is available just southeast of Zable Stadium in front of the University Center. Parking is limited and media members are encouraged to arrive early.

Photographers

Please observe the NCAA rules, which prohibit photographers between the 25 yard lines.

Press Box Services

Located atop the East grandstand of Zable Stadium at Cary field, the press box officially opens two hours prior to kickoff. Pregame notes, flip cards and programs will be available prior to the start. Complete halftime statistics, as well as final team and individual statistics, are available immediately following the game.

Radio

Visiting radio lines may be rented through the Sports Information Office at a cost of \$75 per line. The radio booth for the visiting team is located at the south end of the press box on the lower level. Radio stations should make arrangements with the Sports Information Office at least a month in advance. Requests for the line will be honored on a first-come, first-served basis.

Visiting Film Crews

Space will be allotted in the West Press Box for film and video crews of visiting teams' coaches' shows. We will provide two spots per team.

Post-Game Procedures

Head coach Jimmye Laycock and the visiting coach will be available about 10 minutes after the game in an interview area located directly below the press box. Individual W&M players' names should be given to Pete Clawson during the fourth quarter and they will be made available in the interview room.

The William and Mary Football Radio Network

The W&M Athletics Department is in its second year of a partnership for the Tribe Radio Network with local stations, 92.3 FM "The Tide" and 107.9 FM "WBACH", as the network's Co-Flagships.

"We are extremely excited to be teaming up with Tribe Athletics," said Tom Davis, the President of Davis Media LLC. "We look forward to enhancing the broadcasts and broadening the reach of the games to the many fans throughout Tidewater Virginia."

The partnership provides the College with solid coverage of the peninsula, as the station's combined footprint reaches from eastern areas of Richmond to the western parts of Norfolk. Tribe fans in Richmond will also be able to catch the action on 1450AM WCLM, which returns for its third season as an affiliate. Also, as usual, long-standing network member WBRG, AM 1050 of Lynchburg is back to carry all the action for 2007.

In addition to the radio coverage, all broadcasts can be heard live on the web at www.TribeAthletics.com, free of charge.

The College's long-standing broadcast team of team of Jay Colley and Bob Sheeran remain in place to deliver all the action of Tribe football over the airwaves.

William and Mary Radio Network Affiliates

"The Tide"	92.3 FM	Williamsburg
WBACH	107.9 FM	Williamsburg
WBRG	1050 AM	Lynchburg
WCLM	1450 AM	Richmond





Depth Chart

Offensive Depth Chart: Maine Game

Pos.	No.	Name	Elg.	Ht.	Wt.	Notes
WR	2	Elliott Mack	JR	6-0	200	Career-long 73-yard touchdown reception at Villanova
	89	Eric Robertson	SO	6-2	190	Recorded first five career receptions for 56 yards at Villanova
WR	16	R.J. Archer	SO	6-2	222	Leads team with 21 receptions; Caught a pass in 17-straight games
	27	Joe Nicholas	SR	6-3	225	Caught his 20th career touchdown pass vs. Towson (See page 9)
WR	81	Cameron Dohse	RF	6-0	186	Season and career-highs in receptions (6) and yards (117) at Villanova
	3	Marshall Dill	RF	5-10	186	Season and career-highs in receptions (3) and yards (24) at Villanova
TE	86	Drew Atchison	SR	6-7	250	One reception for 21 yards at Villanova
	98	Rob Varno	SO	6-5	225	Season-high tying two catches for 21 yards at Villanova
LT	67	Brent Cochran	SR	6-5	306	Two-year returning starter with 26-straight starts
	63	Keith Hill	RF	6-4	312	Saw extended action in the second half at Villanova
LG	79	Michael Grant	JR	6-5	287	Started first six games of his career at left guard this season
	72	Justin Oliver	SR	6-4	286	Started 11 games at guard last season after missing all of '05
C	53	Luke Hiteshew	JR	6-1	290	Started six games at center this season after starting at guard in '06
	75	Eric O'Brien	JR	6-1	262	Moved to offensive line from defensive line during '06 spring practice
RG	56	C.J. Muse	SO	6-4	310	Started first six games at right guard this season
	51	Tim Kelley	SR	6-2	300	Reserve center last season with action in three games
RT	71	Brad Stewart	SR	6-3	300	Has started 28 consecutive games at right tackle
	77	Jake Marcey	FR	6-4	280	True freshman member of the travel squad
QB	11	Jake Phillips	JR	6-3	219	Leads CAA in total offense (295.5) and second in passing avg. (287.2)
	10	Mike Potts	SR	6-4	226	Season-high 100 yards passing at Villanova
TB	25	Courtland Marriner	RF	5-9	181	Started back-to-back games; Rushed for team-high 81 yards at VU
	5	Tony Viola	SR	6-1	216	Scored Tribe's final touchdown vs. Towson on a 2-yard run in the third

Defensive Depth Chart: Maine Game

Pos.	No.	Name	Elg.	Ht.	Wt.	Notes
DE	97	Adrian Tracy	SO	6-4	245	Team-high nine total tackles, with six solos, at Villanova
	58	Bryan Jean-Pierre	RF	6-3	245	Assisted on tackle for loss and broke up a pass attempt at Villanova
DT	93	Sean Lissemore	SO	6-4	271	Recorded first career interception in second quarter vs. Towson
	69	Carl Watts	RF	6-3	255	Recorded a pair of unassisted tackles at VMI; Saw snaps vs. VT, TU, VU
DT	66	Derek Toon	RF	6-3	280	Made first career start at Villanova, recorded 1/2 tackle for loss
	40	Mike Stover	FR	6-3	255	Three solo tackles in each of the last three games
DE	95	C.J. Herbert	SO	6-3	262	Three unassisted tackles, including TFL, at Villanova
	92	Ryan Jones	SR	6-3	258	Forced a fumble and had one unassisted tackle for loss at VMI
MLB	44	Josh Rutter	JR	6-3	230	Season-high 15 tackles against Liberty with seven unassisted stops
	50	Todd Reyher	JR	6-0	227	Season-high four total tackles at Virginia Tech; Three stops at Villanova
WLB	21	Michael Pigram	JR	5-10	220	Eight total tackles with five solo and TFL at Villanova
	13	Evan Franks	RF	5-11	210	Recorded five total tackles, including solo sack, at VMI; Four stops at VT
SLB	39	T.J. O'Neill	SR	6-2	239	Returned to starting line-up at Villanova, recorded five total tackles, 4 solos
	48	Wes Steinman	RF	6-2	215	Made first career start at linebacker vs. Towson
CB	9	Max Harris	SO	5-10	189	Seven total tackles with three unassisted against Towson
	38	Terrell Wells	FR	5-10	180	Season-high four total tackles with three assists at Virginia Tech
SS	6	David Caldwell	SO	5-11	205	Recorded four unassisted tackles at VU; Leads team with 56 tackles
	22	David Houff	JR	6-1	200	Recorded nine unassisted tackles in last two games (5 vs. TU, 4 at VU)
FS	17	Robert Livingston	SO	6-3	220	Nine total tackles and career-high four pass break-ups vs. Towson
	26	Michael Alvarado	RF	6-0	198	Recorded a pair of unassisted tackles against Liberty
CB	37	Derek Cox	JR	6-1	193	Leads team and CAA with three interceptions, eight passes defended
	24	Ben Cottingham	RF	5-9	162	Assisted on two tackles at Virginia Tech

Special Teams Depth Chart: Maine Game

Pos.	No.	Name	Elg.	Ht.	Wt.	Notes
PK/KO	80	Brian Pate	SO	5-9	175	Hit on a 41-yard FG at VU; 3-for-4 this season from beyond 40 yards
	87	David Miller	RF	6-0	170	Team's starting punter
P	87	David Miller	RF	6-0	170	Downed three punts inside TU 20-yard line, including two inside the 10
	80	Brian Pate	SO	5-9	175	Team's starting place-kicker
H	16	R.J. Archer	SO	6-2	222	First season as team's starting holder
LS	45	Graham Falbo	SR	6-0	235	First season as starting long snapper
SS	67	Brent Cochran	SR	6-5	306	Handles snapping on placement kicks; Third year as starter
KR	6	David Caldwell	SO	5-11	205	Ripped of season-long 54-yard return vs. Towson
	38	Terrell Wells	FR	5-10	180	Three kickoff returns for 68 yards, an average of 22.7 per attempt
PR	16	R.J. Archer	SO	6-2	222	Season-high three punt returns at Villanova for 21 yards
	37	Derek Cox	JR	6-1	193	Season-high two punt returns at Virginia Tech for eight yards

Start Chart

Offense	2007	Streak	Career
Joe Nicholas (WR)	3	-	37
Brad Stewart (OT)	6	28	28
Brent Cochran (OT)	6	26	26
Jake Phillips (QB)	6	6	17
Luke Hiteshew (OG)	6	6	15
R.J. Archer (WR)	5	4	12
Justin Oliver (OG)	-	-	11
Mike Potts (QB)	-	-	11
Drew Atchison (TE)	6	7	11
C.J. Muse (OG)	6	8	8
Elliott Mack (WR)	3	2	8
Michael Grant (OL)	6	6	6
Cameron Dohse (WR)	4	1	4
D.J. McAulay (WR)	1	-	4
Matt Otey (FB)	-	-	3
DeBrian Holmes (TB)	3	-	3
Courtland Marriner (TB)	2	2	2
Graham Falbo (FB)	1	-	1
Tony Viola (TB)	1	-	1

Defense	2007	Streak	Career
Josh Rutter (LB)	6	6	20
Derek Cox (CB)	6	6	18
C.J. Herbert (DT)	6	17	17
Michael Pigram (LB)	6	17	17
Adrian Tracy (DE)	6	17	17
David Caldwell (CB)	6	7	7
T.J. O'Neill (LB/DL)	2	1	6
Sean Lissemore (DL)	6	6	6
Robert Livingston (FS)	6	6	6
Max Harris (CB)	6	6	6
Ryan Jones (DL)	5	-	5
David Houff (S)	4	-	4
Ryan Horvath (LB)	3	-	3
Derek Toon (DL)	1	1	1
Sheldon Alexander (S)	1	-	1
Wes Steinman (LB)	1	-	1

Longest Active Streaks

Brad Stewart (OT)	28
Brent Cochran (OT)	26
C.J. Herbert (DT)	17
Michael Pigram (LB)	17
Adrian Tracy (DE)	17
C.J. Muse (OL)	8
Drew Atchison (TE)	7
David Caldwell (DB)	7
Jake Phillips (QB)	6
Josh Rutter (LB)	6
Derek Cox (CB)	6
Sean Lissemore (DL)	6
Robert Livingston (FS)	6
Max Harris (CB)	6
Luke Hiteshew (OL)	6
Michael Grant (OL)	6
R.J. Archer (WR)	4
Courtland Marriner (TB)	2
Elliott Mack (WR)	2
T.J. O'Neill (LB)	1
Derek Toon (DL)	1
Cameron Dohse (WR)	1

This Week's Opponent



Maine Offense Depth Chart

WR	8	Manzi Pierre	JR	6-0	189
	6	Kenneth Fersner	JR	6-0	201
LT	58	Shawn Demaray	SR	6-2	280
	63	Christopher Parcells	JR	6-4	272
LG	53	Jacob Folz	SR	6-2	274
	66	Jake Serdy	JR	6-2	304
C	55	Ryan Canary	JR	6-2	275
	53	Jacob Folz	SR	6-2	274
RG	75	Christopher Arnao	JR	6-7	301
	76	Alex Batanian	SO	6-5	280
RT	63	Christopher Parcells	JR	6-4	272
	76	Alex Batanian	SO	6-5	280
TE	80	Matthew Mulligan	SR	6-5	251
	11	Wellington Talkpa	JR	6-0	243
QB	7	Adam Farkes	RF	6-2	198
	15	Michael Brusko	SO	6-3	215
TB	32	Jhamal Fluellen	JR	5-9	180
	27	Antonio Walcott	FR	5-5	160
FB	11	Wellington Talkpa	JR	6-0	243
	45	Jared Turcotte	FR	6-2	220
WR	2	Landis Williams	SO	5-10	172
	25	Desmond Randall	SO	6-0	185

Maine Defense Depth Chart

DE	9	Jovan Belcher	JR	6-2	235
	95	Albert Serena	SO	6-5	233
NT	90	Jonathan Pirruccello	JR	6-3	247
	92	Reggie Paramoure	SR	6-2	293
DT	96	Bruno Dorismond	SR	6-4	283
	99	Bryan Grier	SR	6-1	344
DE	98	Patrick McCrossan	SR	6-4	239
	41	Joshua Caldwell	SR	6-2	223
LB	4	John Wormuth	SR	6-2	220
	42	Robert Admire	SO	6-1	229
LB	10	Andrew Downey	JR	6-1	225
	47	Mark Masterson	SO	6-3	213
LB	44	Jordan Stevens	SO	6-2	230
	37	Jamaal Forman	SR	6-1	213
LCB	26	Derrick Harris	RF	5-11	183
	19	Dominic Cusano	SO	5-9	155
FS	28	Jonathan Calderon	JR	5-10	187
	24	Troy Harris	SO	5-11	202
SS	23	Brandon McLaughlin	SO	6-3	207
	49	Levi Ervin	RF	6-2	205
RCB	3	Lamir Whetstone	JR	6-0	181
	20	Steven Barker	SO	5-10	181

Maine Special Teams Depth Chart

PK/KO	13	Bobby Donnelly	SR	6-3	185
	38	Devin McNeill	SO	5-10	162
P	17	Kash Keifer	JR	5-11	188
	13	Bobby Donnelly	SR	6-3	185
H	15	Michael Brusko	SO	6-3	215
LS	35	Ryan McCrossan	RF	6-1	214
	63	Christopher Parcells	JR	6-4	272
KR	3	Lamir Whetstone	JR	6-0	181
	2	Landis Williams	SO	5-10	172
PR	3	Lamir Whetstone	JR	6-0	181
	2	Landis Williams	SO	5-10	172

Tale of the Tape

Tribe vs. Black Bears			
Pos.	W&M	UMAINE	Pos.
WR & TE	6-3/218	6-0/190	DB
OF Backs	6-4/291	6-2/225	LB
OL & TE	6-0/216	6-3/251	DL
DL	6-4/259	6-4/276	OL/TE
LB	6-1/227	6-0/207	OF Backs
DB	6-0/202	6-0/204	WR/TE

* Averages reflect those of starters only.

All-Time Series With Maine

Series Record: W&M leads, 5-2^

Series Record in Williamsburg: W&M leads 3-1

Series Record in Orono: W&M leads, 2-1

Series Record at Neutral Sites: n/a

First Meeting: Nov. 6, 1993; W&M won 47-23.

All-Time Series Meetings

Year	Date	Result	UM Score	W&M Score	Location
1993	Nov. 6	W	23	47	Orono, Maine
1994	Nov. 5	W	0	17	Williamsburg
1999	Oct. 30	W	13	37	Williamsburg
2000	Sept. 30	W	28	31	Orono, Maine
2001	Oct. 27	W	20	42	Williamsburg
2002	Sept. 7	L	27	14	Orono, Maine
2003	Sept. 27	^	Cancelled	W awarded to Maine, no contest for W&M	
2006	Sept. 16	L	20	17	Williamsburg

Maine Series Notes

Series Interrupted

A glance at the official records shows an interesting tidbit from the W&M-Maine series, as, from the Black Bears' perspective, the Tribe holds a 5-3 edge in the all-time series, while the College can list the series at 5-2 all-time. How is it possible that both are listed correctly? Blame Mother Nature, as the unfortunate damage in Williamsburg and on campus left behind by Hurricane Isabel in 2003 led to the cancelation of the scheduled home game with Maine. As a compromise, the league office awarded Maine a victory, while the Tribe was given a no contest in its official records. However, the NCAA does not recognize the win for Maine in its records.

Veteran Leadership

When W&M and Maine meet Saturday, two of the league's three most successful coaches, in terms of conference wins, will face one another. W&M's Jimmie Laycock is second among active CAA coaches in career league victories with 70, while Maine's Jack Cosgrove is third with 51. Villanova's Andy Tally is the league's active leader with 90 conference wins, against 68 losses.

North-South Conflict

With Williamsburg geographically located slightly further south than Richmond, Saturday's game also marks a meeting between the two CAA Football schools that are located the farthest apart. According to the web site MapQuest.com, the trip from Orono to Williamsburg is 840 miles.

-More series notes on next page-

The Last Meeting - Maine 20, William and Mary 17

WILLIAMSBURG (9/16/06) -- Maine's Ron Whitcomb rushed for a pair of scores and passed for another to lead the Black Bears past William and Mary, 20-17, in an Atlantic 10 Conference game at Zable Stadium.

Whitcomb, who finished with 64 yards rushing on 21 attempts and 98 yards through the air, crossed the goal line for the second time on an 8-yard run to give Maine a 20-3 lead in the third quarter.

Tribe quarterback Jake Phillips passed for 184 yards and a touchdown, completing 22 of 44 attempts. Joe Nicholas brought in five receptions for 46 yards and a touchdown, and DeBrien Holmes scored on a 14-yard run.


Phillips completed a lateral swing pass to Holmes, who finished the drive with a 14-yard scoring run to cut the deficit to 20-10.

Richard Riley ended Maine's next drive with an interception near midfield. Josh Wright came up with another big defensive play on the next series, sacking Whitcomb for a 3-yard loss on first down. Maine eventually punted.

Consecutive completions by Phillips to R.J. Archer moved the Tribe inside the 20-yard line, and Phillips then connected with Nicholas on an 8-yard touchdown pass that trimmed the Maine lead to 20-17 with 8:30 remaining.

W&M had two more possessions in the final seven minutes, but the Tribe gained only one more first down.

	1	2	3	4	Final
Maine	7	7	6	0	20
William and Mary	3	0	7	7	17



The Tribe forces a Maine fumble in the first quarter last season.



Series/Team Notes

A Win Over Maine Would . . .

- Be the third victory for W&M in four trips to Orono. The Tribe is 2-1 all-time at Maine, with the only loss coming on the last visit, 27-14 in 2002.
- Break a two-game losing streak against the Black Bears. Despite a 5-2 all-time series advantage, W&M has lost its last two contests in the series, including last season's 20-17 home defeat.
- Snap the Tribe's three-game losing streak against the CAA's Northern Division, dating back to last season. The last Northern Division team the Tribe defeated was Northeastern in 2005, a 48-41 win in double overtime.
- Prevent the Tribe from losing back-to-back games for the first time this season.
- Put the Tribe's record at 4-3 and eclipse the squad's entire 11-game win total from 2006.
- Improve the Tribe's league record to 2-2, which would give W&M two conference wins for the first time since 2005.
- Mark head coach Jimmye Laycock's 71st career league victory and 182nd all-time win.



Jake Phillips leads the CAA in total offense per game (295.5) and ranks second in passing yards per game (287.2).

Local Coverage

WABI Channel 5 in Bangor will broadcast Saturday's game live to the Maine area. George Hale will be handling the play-by-play, with Walter Abbott providing color commentary. Tim Throckmorton will be working the sidelines for the broadcast. Although not available on television outside of Maine, Tribe fans throughout the nation can see the broadcast via a live Internet simulcast on www.watchmainesports.com. The game is viewed on a pay-per-view basis at a cost of \$9.95.

That Time of Year

One week removed from serving as the Homecoming opponent for Villanova, the Tribe's visit to Orono will also coincide with the Black Bears' Homecoming activities.

It only seems fitting for the College to return the favor, as the Black Bears have served as the College's Homecoming opponent four times since the Tribe joined the league in 1993.

Coming into the 2006 season, Villanova had been tied with Maine for most visits to Williamsburg on Homecoming weekend with three, which were all Tribe wins.

This is the College's first visit to Maine for Homecoming.

One-on-One Match-Up

W&M enters Saturday's game at Maine with the league's top ranked passing attack, while the Black Bears will counter with the CAA's stingiest pass defense. Led by junior quarterback Jake Phillips, the Tribe is averaging 314.7 yards passing per game, a figure that also ranks seventh nationally. On the flip side, Phillips will be staring into a defensive backfield that has allowed a paltry 174.8 yards per contest via the air. In five games, opponents have gained a total of just 874 yards against the Black Bears' pass defense.

Taking a look at the other side of the ball for both squads, Maine's scoring offense is currently 12th in the CAA in points per game (11.6) and will be facing off against a Tribe defense that has allowed a league-high 39.2 points per game.

Outside the Old Dominion

Saturday's game at Maine marks the second consecutive week and the second time this season the Tribe plays outside the Commonwealth of Virginia. Saturday's contest is the second of only three total outside of Virginia on the Tribe's schedule in 2007.

This and Stat

The Tribe offense equaled its season high in pass completions (26) and established a season-high in pass attempts (48) at Villanova. The total of 391 yards passing is the second highest total of the season and the 10th-highest single-game output in school history.

On the flip side, the Tribe yielded season-highs in points (63), total yards (505), passing yards (272) and touchdown passes (6). It also tied its season-high with three turnovers.

The 63-point total was the highest the College has allowed to a conference opponent and the most in a game since surrendering an equal amount to then No. 1-ranked and Sugar Bowl bound Virginia in 1990.

Statistical Breakdown

	W&M	UMAINE
SCORING	196	58
Points per Game	32.7	11.6
FIRST DOWNS	137	67
Rushing	49	40
Passing	81	26
Penalty	7	1
RUSHING YARDAGE	709	800
Yards Gained	901	877
Yards Lost	192	77
Rushing Attempts	218	188
Average per Rush	3.3	4.3
Average per Game	118.2	160.0
Rushing Touchdowns	12	4
PASSING YARDAGE	1888	479
Att-Comp-Int	210-120-4	126-64-4
Average per Pass	9.0	3.8
Average per Catch	15.7	7.5
Average per Game	314.7	95.8
Passing Touchdowns	12	2
TOTAL OFFENSE	2597	1279
Total Plays	428	314
Average per Play	6.1	4.1
Average per Game	432.8	255.8

Tribe Quick Facts

Location: Williamsburg, Va.
 Founded: 1693
 Enrollment: 5,500
 Colors: Green, Gold and Silver
 President: Gene R. Nichol
 Chancellor: Sandra Day O'Connor
 Athletics Director: Terry Driscoll
 Stadium: Walter J. Zable Stadium at Cary Field
 Capacity: 12,259
 Surface: FieldTurf Pro
 NCAA Affiliation: Division I FCS
 Conference: CAA Football Conference
 2006 Record: 3-8 (1-7 A-10)
 Ticket Information: (757) 221-3340
 Website: www.TribeAthletics.com

Black Bears' Quick Facts

Location: Orono, Maine
 Founded: 1865
 Enrollment: 11,500
 Colors: Blue (Navy & Sky) and White
 President: Dr. Robert Kennedy
 Athletics Director: Blake James
 Stadium: Morse Field at Alford Stadium
 Capacity: 10,000
 Surface: AstroTurf
 NCAA Affiliation: Division I FCS
 Conference: CAA Football (Northern)
 2006 Record: 6-5 (5-3, CAA)
 Website: www.GoBlackBears.com
 SID: Doug DeBiase
 Office Phone: (207) 581-3596
 Email doug.debiase@umit.maine.edu

Game Notes



The Tribe in 2007

Overall:	3-3
At home:	2 - 1
Away:	1 - 2
On grass:	1 - 1
On turf:	2 - 2
At night:	1 - 2
CAA Football overall:	1 - 2
CAA Football home:	1 - 1
CAA Football road:	0 - 1
By Month:	
August:	0 - 1
September:	3 - 1
October:	0 - 1
November:	0 - 0
When scoring first:	0 - 1
When opponent scores first:	3 - 2
When leading at half:	3 - 0
When trailing at half:	0 - 3
When tied at half:	0 - 0
When leading after 3 qtrs:	3 - 0
When trailing after 3 qtrs:	0 - 3
When tied after 3 qtrs:	0 - 0
When out-passing opponent:	2 - 3
When out-rushing opponent:	0 - 0
When out-gaining opp. (total off.):	2 - 1
When out-gained by opp.:	1 - 2
When leading TOP:	1 - 1
When trailing TOP:	2 - 2
With an individual 100-yd rusher:	1 - 0
With an individual 200-yd passer:	2 - 3
With opponent 100-yd rusher:	2 - 1
With opponent 200-yd passer:	2 - 2
When leading turnover ratio:	3 - 1
When trailing turnover ratio:	0 - 2

Scouting 2007 Opponents This Week

DELAWARE (5-1, 3-1), vs. Northeastern, Noon
 Last Week: L, at New Hampshire, 35-30
VMI (2-3), vs. Presbyterian, 1 p.m.
 Last Week: OPEN
LIBERTY (3-3), OPEN
 Last Week: L, at Toledo, 35-34
VIRGINIA TECH (5-1), at Duke, Noon
 Last Week: W, at Clemson, 41-23
TOWSON (3-3, 1-3), vs. Hofstra, 3:30 p.m.
 Last Week: W, vs. Richmond, 23-21
VILLANOVA (4-2, 1-2), at Massachusetts, 1 p.m.
 Last Week: W, vs. William and Mary, 63-24
MAINE (1-4, 0-3), vs. William and Mary, 3 p.m.
 Last Week: L, at Hofstra, 38-13
MASSACHUSETTS (4-1, 2-0), vs. Villanova, 1 p.m.
 Last Week: OPEN
HOFSTRA (5-0, 2-0), at Towson, 3:30 p.m.
 Last Week: W, vs. Maine, 38-13
JAMES MADISON (5-1, 3-0), at Rhode Island, 1 p.m.
 Last Week: W, at Northeastern, 21-14
RICHMOND (3-2, 2-1), vs. Stony Brook, 3:30 p.m.
 Last Week: L, at Towson, 23-21

Head Start

Villanova's average starting field position on Saturday was its own 46-yard line, compared to an average starting field position of its own 25-yard line for the Tribe.

The game with the Wildcats marked the third time in six games that an opponent has averaged its own 40, or better, for an entire contest in field position (Liberty – 44; Virginia Tech - 42).

Big Start

The 42 combined first quarter points Villanova and W&M scored on Saturday was a school-record for the Laycock era. The previous record was 37, set in 1985 when Temple ran out to a 28-9 lead after the opening stanza.

The single quarter record for the Laycock era came in the 1988 season, when the College combined with Georgia to score 45 points in the second quarter. The Bulldogs accounted for 35 of those points in what became an eventual 59-24 win over the Tribe.

The NCAA record for first quarter points is 49, set between Portland State and Delaware State in 1990. The record for points in any quarter is 50, set between Alabama State and Prairie View in 1991.

Wave That Flag

One of the bright spots from the loss at Villanova was the Tribe being flagged just two times for 15 yards. Villanova, conversely, was penalized 10 times for an opponent season-high 99 yards. Traditionally one of the least penalized teams in the league, W&M moved back into its familiar spot atop the statistical category, as the Tribe has now drawn a league-low average of 38.2 penalty yards per game. Saturday's game at Maine should be relatively flag-free, as the Black Bears are the league's second least penalized squad (43.8).

Odd Afternoon

Statistically speaking, the Tribe's win over Towson produced some strange numbers. Towson both out-rushed (214-105) and out-passed (208-179) the Tribe, giving the Tigers a commanding advantage in total yards, 422 to 284. Towson ran 28 more offensive plays (84-56) and held the ball nearly eight full minutes longer than the Tribe (33:58-26:02). The Tigers also doubled W&M's total number of first downs (24-12).

The Tribe scored on passes of 61 and 38 yards on consecutive second quarter possessions and between the two scoring drives, the offense took just seven total snaps and covered 134 yards in just 1:09.

Did You Know?

Only once in the Tribe's last 11 wins dating back to the start of the 2005 season has the team scored fewer points than the 27 against Towson. The Tribe's 14-13 win at Liberty last season is the only win in that span where the team score fewer points in a victory.


Taking that one step further, the College has won by scoring fewer than 27 points only three times in its last 33 victories, dating back to the 2002 season.

Hard Road Ahead

Three of the College's remaining five opponents are either currently unbeaten (Hofstra), or have just one loss (Massachusetts and James Madison). Four of Tribe's five remaining opponents are ranked in this week's Sports Network FCS Top 25. UMass leads the way at No. 4, followed by JMU (No. 9), Hofstra (No. 10) and Richmond (No. 20). The Tribe has already played games against ranked opponents Delaware (No. 12) and Virginia Tech (No. 17/AP).

Fresh Start

Due to depth issues along the Tribe's defensive front, true freshman Mike Stover saw his first game action against VMI. With the playing time, he joined Terrell Wells (cornerback) as members of the 2007 recruiting class to see the field. Stover became the first Tribe true freshman defensive lineman to see game action since Brian Williamson in 2003. In the season opener against Delaware, Wells became the first true freshman to score a touchdown for the Tribe since 1992. The last true freshman to reach the end zone was former all-conference tailback Troy Keen.



Cameron Dohse recorded career-highs in receptions (6) and yards receiving (117) at Villanova, including this 24-yard touchdown catch.



Offensive Notes

Quality Quarterback

By passing for 291 yards and two touchdowns against Villanova on Saturday, junior quarterback Jake Phillips continued to post all-conference caliber numbers for the Tribe. Faced with tremendous pressure for the majority of the contest while the Tribe was forced to play from behind, Phillips consistently found open targets. He completed passes to seven different receivers, with six players catching more than one pass.

Once again, Phillips had a hot hand in completing passes down field, as he averaged 18.2 yards over his 16 completions on 30 attempts. Ten of his completions were over 10 yards, including scoring passes of 73 and 24 yards.

The 73-yard touchdown to Elliott Mack established a career-long completion for Phillips. It was the second-straight week that he and Mack combined for a 60-plus yard scoring strike, as the pair connected on a 61-yard effort in the win over Towson.

On the season, just 17 of his 102 completions have gone for less than 10 yards. Phillips' average of 16.89 yard per completion is the top figure among FCS quarterbacks who have connected on 60, or more, passes and the third-highest figure among all quarterbacks ranked in the top 100 in total passing yards. The national leader is averaging 21.9 yards on just 49 completions. Phillips' average of 9.73 yards per attempt ranks second among all FCS quarterbacks who have more than 100 attempts.

Overall, Phillips has thrown for 1,732 yards, a total that is second in the CAA and third nationally. His total of 12 touchdown passes is also second in the league and is tied for ninth nationally.

Phillips is averaging just under 300-yard a game in total offense (295.5), which leads the league and is 10th nationally.

Crystal Ball

If Phillips were to maintain his current average of 287.2 passing yards per game, he would become just the fourth quarterback in school history to eclipse the 3,000-yard passing mark in a season. Only two Tribe quarterbacks, former All-Americans Mike Cook (1995-98) and Lang Campbell (2002-04), have accomplished the feat during an 11-game regular season. Campbell holds the school's 11-game standard, as he threw for 3,037 yards during the 2004 regular season, on his way to winning the Payton Award. Cook's 1998 total of 3,028 passing yards sits second on the school's 11-game record books. Phillips' current average would put him at 3,146 yards.

Productive

Phillips included a 7-yard touchdown run in his solid performance at Villanova, recording his third rushing touchdown of the season. Phillips has now accounted for 15 total touchdowns, including 12 passing, and his average of 15.00 points responsible for per game ranks 19th nationally.

For his career, Phillips has produced a total of 41 total touchdowns (29 passing, 12 rushing) in just 23 appearances, an average of 1.9 per game.

Chart Climbing

On the topic of career totals, Phillips' 291-yard effort at Villanova moved his career total over the 4,000-yard mark (4,050) and vaulted him into the eighth position, past Tom Rozantz (4,019, 1975-78) on the Tribe's career passing yardage list. He now rests 487 yards shy of Chris Garrity and his seventh place total of 4,536 yards, set between 1979-81.

Phillips' two touchdown tosses moved his career total to 29, which ranks ninth all-time at the College. He is just two scoring passes shy of claiming the eighth position on the list, which is held by Dan Darragh (30, 1965-67).

With 282 yards of total offense at Villanova, Phillips moved his career total to 4,350 yards, good for ninth-place on the Tribe's all-time top 10. He moved past Garrity (4,320 yards) and needs just 240 total yards to climb past Bill Deery (4,589, 1972-74) into eighth place.

Phillips also ranks ninth and 10th in the school's pass completions (295) and passing attempts (508) career listings, respectively. (See complete listing on page 10)

Steady Rise

Senior all-conference receiver Joe Nicholas' 38-yard catch and run for his first touchdown of the season moved him out of a tie for fifth-place on the school's career touchdown receptions list into a fourth-place tie with current Pittsburgh Steelers Head Coach Mike Tomlin, who collected 20 scoring receptions between 1991-94 season.

Nicholas has appeared in 39 career games, with 37 starts, and is currently sixth in career receptions (165) and seventh in career receiving yards (2,263). Nicholas has caught at least one pass in 35 of his 39 career appearances.

With 90 receiving yards, Nicholas will move two positions into the fifth spot on the career receiving yards list, ahead of Corey Ludwig (2,349, 1990-93) and Jeff Sanders (2,352, 1981-84). With 11 more receptions, Nicholas will jump into the No. 3 spot on the career receptions list. (See complete listing on page 9).

CAA FOOTBALL CONFERENCE



2007 CAA Football Standings

South	CAA	Overall	H	A
James Madison	3-0	5-1	4-0	1-1
Delaware	3-1	5-1	3-0	2-1
Villanova	2-1	4-2	3-0	1-2
Richmond	2-1	3-2	1-0	2-2
William and Mary	1-2	3-3	2-1	1-2
Towson	1-3	3-3	2-1	1-2

North	CAA	Overall	H	A
Hofstra	2-0	5-0	3-0	2-0
Massachusetts	2-0	4-1	2-0	2-1
New Hampshire	1-2	3-2	2-0	1-2
Northeastern	0-2	1-4	1-2	0-2
Rhode Island	0-2	1-4	0-2	1-2
Maine	0-3	1-4	1-1	0-3

Around CAA Football This Week

Saturday, Oct. 13	Time/TV
*Northeastern at Delaware	Noon
*Villanova at Massachusetts	1 p.m.
*James Madison at Rhode Island	1 p.m.
*William and Mary at Maine	3 p.m./WABI
*Hofstra at Towson	3:30 p.m./CSN
Iona at New Hampshire	Noon
Stony Brook at Richmond	3:30 p.m.

Last Week's CAA Football Results

- *Villanova 63, William and Mary 24
- *James Madison 21, Northeastern 14
- *New Hampshire 35, Delaware 30
- *Hofstra 38, Maine 13
- *Towson 23, Richmond 21

Last Week's CAA Football Players of the Week

- Offense: Sean Schaefer, Towson, QB
- Defense: Greg Miller, Villanova, DL
- Special Teams: Kareem Huggins, Hofstra, KR
- Rookie: R.J. Toman, New Hampshire, QB

Game Notes

National Rankings

CAA Football in the National Polls

Sports Network (Oct. 8)	FCS Coaches (Oct. 8)
Massachusetts (4)	Massachusetts (4)
James Madison (9)	James Madison (9)
Hofstra (10)	Hofstra (10)
New Hampshire (13)	New Hampshire (11)
Delaware (15)	Delaware (15)
Richmond (20)	Richmond (20)

Sports Network FCS Top 25 - Oct. 8 Poll

Team (First Place Votes)	Record	Last Week
1. Montana (55)	5-0	1
2. Northern Iowa (29)	5-0	2
3. North Dakota State (24)	5-0	3
4. Massachusetts (15)	4-1	4
5. Appalachian State (2)	5-1	5
6. McNeese State (2)	5-0	6
7. Southern Illinois (1)	6-0	7
8. Wofford (3)	5-1	8
9. James Madison	5-1	9
10. Hofstra	5-0	12
11. Montana State	4-1	13
12. Youngstown State	4-2	10
13. New Hampshire	3-2	15
14. Nicholls State	4-1	17
15. Delaware	5-1	11
16. Yale	4-0	18
17. Delaware State	4-1	20
18. Hampton	4-1	21
19. Western Illinois	4-2	22
20. Richmond	3-2	14
21. Georgia Southern	4-1	NR
22. Cal Poly	3-2	24
23. Eastern Kentucky	4-2	NR
24. Eastern Illinois	3-3	16
25. Grambling State	4-1	NR

Tribe Football Honor Roll

CAA Defensive Player of the Week

Derek Cox - Oct. 1

CAA Special Teams Player of the Week

Brian Pate - Sept. 17

College Sporting News

National Special Teams

SME Network Weekly Stars

Drew Atchison (TE) - Sept. 4, Sept. 18

Marriner Rounding Back Into Shape

In just his second game of action after missing two games with a thumb injury, redshirt freshman tailback Courtland Marriner turned in a solid 16-carry, 81-yard effort at Villanova. By turning in three runs of over 10 yards, he nearly matched the team's output of four in that category over the previous three games combined.

With DeBrian Holmes, who opened the season as the starting tailback, out for the season after breaking a bone in his lower leg in the season's third game, Marriner is going to be counted on as the team's featured back. Despite his relatively diminutive size (5-9, 181-pounds), Marriner runs with an assertive style. His performance against the Wildcats showcased his ability to run with authority, as he broke several tackles en route to averaging 5.1 yards per attempt on the evening.

Marriner set career highs in rushing attempts (16) and tied his season long run (16 yards) vs. Villanova. He already has one, 100-yard rushing game this season, a 107-yard afternoon in the win at VMI.

Marriner is the team's leading rusher with 229 yards on just 44 attempts, an average of 5.2 yards per carry.



Courtland Marriner rushed for a team-high 81 yards on a season-high 16 carries at Villanova.

Dohse's Debut Impressive

Through the mid-point of the season, one of the program's biggest surprises is the emergence of redshirt freshman wide receiver Cameron Dohse. On Saturday at Villanova, he continued to impress, bringing down career highs in both receptions (6) and receiving yards (117). Dohse also recorded a slick 24-yard touchdown reception from Jake Phillips in the first quarter.

Few could have predicted that the 6-0, 186-pound product of Centreville High (Clifton, Va.) would have much of an opportunity to make an impact coming into the season, as the College appeared to be loaded at the position. But, a preseason injury to one incumbent starter, senior Joe Nicholas, and then a season ending injury to another featured receiver (D.J. McAulay) in the team's first game provided an opportunity that Dohse grabbed with both hands.

He is averaging an impressive 21.0 yards per reception over his 14 catches for 294 yards and has three touchdown receptions. Each of his three scoring grabs have been over 20 yards (22, 24, and 27).

Elliott Mack

Speedy junior wide out Elliott Mack proved to be an excellent partner to Dohse at Villanova, as he also broke the 100-yard receiving mark with a three-catch, 105-yard effort. Mack's game was highlighted by a 73-yard touchdown catch and run from Phillips.

With the aforementioned injury to McAulay, Mack is the team's most dangerous deep threat. He leads the team with four touchdown receptions and has at least one catch of 24 yards, or more, in every game this season. The last two games have seen him turn in scoring plays of 73 and 61 yards respectively, making him the first Tribe player since All-American Dominique Thompson (2004) to score on two receptions of 60, or, more yards in the same season.

Overall, Mack is the team's leading receiver in terms of yardage (393) and is third in receptions (19). His average of 20.7 yards a catch is fourth, amazingly, overall on the squad, but second only to Dohse's 21.7 yards per catch average among players with more than 10 receptions.

Steady Archer

Sophomore wide receiver R.J. Archer continues to make plays for the Tribe offense. He brought down five receptions for 57 yards at Villanova and raised his season total to a team-high 21 catches for 276 yards. Archer extended his streak of consecutive games with at least one catch to 17, which accounts for every career appearance. He has caught at least two passes in 13-straight appearances, including three, or more, in the last three games. Against Towson, Archer recorded three receptions for 30 yards, and at Virginia Tech, Archer recorded three receptions as well for 39 yards.

After seeing action in all 11 games of the 2006 season as a wide receiver, Archer concentrated his entire spring, summer and the great majority of his fall camp work outs competing for the starting quarterback position. But, Archer stepped back into the starting line-up at receiver in the season opener due to injuries at the position and didn't miss a beat, contributing five receptions for 58 yards in the season opener.

Elite Atchison

While tight end Drew Atchison's 6-7, 255-pound frame and good hands have attracted the attention of NFL scouts, the senior has also attracted the attention of opposing defenses. Over the last two games, Atchison has been limited to one catch in each contest. At Villanova, Atchison recorded one reception for 21 yards.

Atchison's imposing presence, and the resulting attention defenses give him, has opened up the field for the rest of the offense, especially the Tribe's receiving corps (see notes above). - *Note continued on next page* -



Atchison's 20 receptions for 349 yards and three touchdowns all rank second on the squad. Atchison's total of 349 receiving yards still is the top figure in the conference and ranks second, nationally, among all FCS tight ends. His average of 17.5 yards per reception is the nation's top figure among all tight ends.

Atchison could become only the second tight end in Laycock's 28-year tenure to lead the team in either receptions or receiving yards. Glenn Bodnar (1982-84) did both in 1984, establishing team position records for both single-season receptions (69) and receiving yards (757). The position record for single-season touchdowns is held by Mike Leach (1998-99), who had six touchdowns to go along with 58 catches for 653 yards in 1998.

Atchison has two 100-yard receiving games against Delaware (139) and Liberty (103). He contributed several big plays in the team's double overtime win vs. Liberty, but none bigger than his 15-yard, diving touchdown catch in the first overtime period. In fact, five of his six catches against the Flames were for 15-yards, or more. He also had one of the team's biggest offensive plays in the season opener with Delaware, as he brought down a 50-yard touchdown catch and run. His 139-yard effort stands as the best single-game performance for a Tribe tight end since Glenn Bodnar set the school's position record with a 183-yard performance vs. Colgate in 1983. Atchison's six-receptions against the Blue Hens are the most for a Tribe tight end since 1999, when current Denver Bronco, Mike Leach, had seven receptions for 64 yards in a 30-20 loss to James Madison.

Atchison has now caught a pass in 11 straight contests for the College. His last game without a reception came in the sixth game of last season at Liberty.

Sure Footing

With a successful 41-yard field goal attempt at Villanova, sophomore place-kicker Brian Pate is now 3-for-4 on the season on attempts over 40 yards. With six points in the loss at Villanova, Pate brought his team-leading scoring total to 46 points, which is the fifth-best total among all CAA players, not just kickers. Pate is 10th in the league among all players in scoring (7.7) and fifth among the league's kickers. He was 2-for-3 on field goal attempts against Towson, missing only on what was a career-long 46-yard attempt. Pate is a perfect 25-for-25 on extra points.

Pate was named the CAA Football Special Team's Player of the Week for his performance in the Tribe's double-overtime victory over Liberty. Appearing in just his third career game, Pate connected on two field goal attempts, including a career-long 43-yarder, and was perfect on six extra point attempts, including two in overtime. Pate drilled the 43-yard field goal as time expired in the first half, giving W&M a 17-13 lead at the break. He also connected on his only other field goal attempt, a 19-yarder in the fourth quarter.

With the performance, Pate scored a career-high 12 total points. A week earlier, Pate set a school record with nine extra-points in the Tribe's 63-16 win at VMI.

Defensive Notes

Rough Night at Villanova For Defense

The Tribe's young defense had a tough go in the 63-24 loss at Villanova, as the Wildcats posted the highest ever score against W&M in a conference game. In fact, the 63-point total was the highest against W&M since 1990, when Virginia beat the Tribe, 63-35, en route to a Sugar Bowl appearance. Against Villanova, the Tribe allowed six passing touchdowns, one more than it had given up in each of the first five games combined. The last time W&M allowed six passing touchdowns was in a 56-24 loss at Western Michigan in 2003. The Wildcats posted an opponent season-high 505 yards of total offense and have now reached the 500-yard mark in the last two meetings of the series.

Youth Movement on Defense

A look at the Tribe's roster reveals only three seniors on the defensive side of the ball, while a glance at the two deep shows nine redshirt or true freshmen and an additional eight redshirt or true sophomores. This season, six defensive players have made their first career start, while an additional 10 have seen the playing field for the first time. Six sophomores have started, and the 10 players to see their first collegiate snaps this season are redshirt freshmen Evan Francks (LB), Michael Alvarado (DB), Bryan Jean-Pierre (DL), Derek Toon (DL), Carl Watts (DL), Nick Dewispelaere (LB), Wes Steinman (LB) and Ben Cottingham (DB) and true freshmen Terrell Wells (DB) and Michael Stover (DL).

Tribe Among CAA Statistical Leaders

Sophomore strong safety David Caldwell is eighth in tackles per game in this week's CAA stats report, averaging 9.3 stops per game. On the strength of his 14-tackle effort against Towson, Caldwell leads the team and has the league's top mark for an underclassmen with 56 total tackles. Junior linebacker Josh Rutter was also in the top 15, ranking 14th with an average of 8.0 tackles per game. Sophomore Robert Livingston wasn't far behind, ranking 21st with 7.3 tackles per game. With three interceptions, Derek Cox leads the league and his average of 1.33 passes defended per game is the second-best mark in the CAA. Caldwell also ranks eighth in tackles for loss per game (0.92), tied with teammate Adrian Tracy. Rutter is tied for the league lead with two fumble recoveries.

Pass Defense Still Among Conference Leaders

Despite a rough outing at Villanova, and thanks in part to the Tribe's three picks against Towson, the W&M pass defense is still second in the CAA, in terms of yards allowed. W&M is allowing an average of 176.8 yards passing per game. This week's opponent, Maine, is allowing a league-low 174.8 yards passing per game.

Tribe Record Watch (Through 10/6)

Touchdown Receptions

1. Rich Musinski, 2000-03	31
2. Dave Conklin, 1996-99	27
3. Harry Mehre, 1985-88	26
4. Joe Nicholas, 2004- Mike Tomlin, 19991-94	20 20
6. Chris Rosier, 1997-2000	19
7. Vito Ragazzo, 1948-50	18
8. Josh Whipple, 1994-96	17
9. Dominique Thompson, 2001-04	16
10. Kurt Wrigley, 1980-82	15

Receptions

1. Rich Musinski, 2000-03	223
2. Dave Conklin, 1996-99	190
3. Jeff Sanders, 1981-84	175
4. Chris Rosier, 1997-00	174
5. Michael Clemons, 1983-86	172
6. Joe Nicholas, 2004	165
7. Harry Mehre, 1985-88	161
8. Glenn Bodnar, 1982-84	145
9. Kurt Wrigley, 1980-82	141
10. Terry Hammons, 1991, 1993-95	140
Corey Ludwig, 1990-93	140

Receiving Yards

1. Rich Musinski, 2000-03	4168
2. Dave Conklin, 1996-99	3269
3. Chris Rosier, 1997-00	2884
4. Harry Mehre, 1985-88	2748
5. Jeff Sanders, 1981-84	2352
6. Corey Ludwig, 1990-93	2349
7. Joe Nicholas, 2004-	2263
8. Terry Hammons, 1991, 1993-95	2134
9. Dominique Thompson, 2001-2004	2123
10. Mike Tomlin, 1991-94	2054

Career 100-Yard Receiving Games

1. Rich Musinski, 1999-2003	21
2. David Conklin, 1995-1999	12
3. Chris Rosier, 1996-2000	8
Mark Compher, 1987-1990	8
5. Joe Nicholas, 2004-	7
Josh Whipple, 1992-1996	7



Game Notes



Tribe Record Watch (Through 10/6)

Passing Yards

1. Dave Corley, Jr., 1999-02	9805
2. Stan Yagiello, 1981-85	8249
3. Mike Cook, 1995-98	7295
4. Chris Hakel, 1988-91	7025
5. Lang Campbell, 2001-2004	6494
6. Shawn Knight, 1991-94	5705
7. Chris Garrity, 1979-81	4536
8. Jake Phillips, 2005-	4050
9. Tom Rozantz, 1975-78	4019
10. Dan Darragh, 1965-67	3361

Total Offense

1. Dave Corley, Jr., 1999-02	10948
2. Stan Yagiello, 1981-85	8168
3. Mike Cook, 1995-98	7245
4. Lang Campbell, 2001-2004	7149
5. Chris Hakel, 1988-91	7058
6. Shawn Knight, 1991-94	6408
7. Tom Rozantz, 1975-78	5385
8. Bill Deery, 1972-74	4589
9. Jake Phillips, 2005-	4350
10. Chris Garrity, 1979-81	4320

Passing Attempts

1. Stan Yagiello, 1981-85	1246
2. Dave Corley, Jr., 1999-02	1168
3. Chris Garrity, 1979-81	913
4. Mike Cook, 1995-98	872
5. Chris Hakel, 1988-91	869
6. Lang Campbell, 2001-2004	763
7. Tom Rozantz, 1975-78	696
8. Shawn Knight, 1991-94	580
9. Dan Darragh, 1965-67	535
10. Jake Phillips, 2005-	510

Pass Completions

1. Stan Yagiello, 1981-85	737
2. Dave Corley, Jr., 1999-02	676
3. Mike Cook, 1995-98	540
4. Chris Hakel, 1988-91	523
5. Lang Campbell, 2001-2004	495
6. Chris Garrity, 1979-81	407
7. Shawn Knight, 1991-94	380
8. Tom Rozantz, 1975-78	315
9. Jake Phillips, 2005-	295
10. Dave Murphy, 1980-83	288

Touchdown Passes

1. Dave Corley, Jr., 1999-02	73
2. Mike Cook, 1995-98	62
3. Lang Campbell, 2001-04	54
4. Stan Yagiello, 1982-85	51
5. Shawn Knight, 1991-94	46
6. Chris Hakel, 1988-91	43
7. Buddy Lex, 1946-49	36
8. Dan Darragh, 1965-67	30
9. Jake Phillips, 2005-	29
10. Chris Garrity, 1979-81	27

Tribe Gets Season-High Three Interceptions Against Towson

The Tribe defense gained a season-high three turnovers, all on interceptions, in the win over Towson on Sept. 29. Junior corner Derek Cox recorded a pair of interceptions, and redshirt freshman defensive tackle Sean Lissemore had his first career pick. The last player to have to interceptions in one game was former strong safety Jon Shaw (2002-05), who picked off two passes at Rhode Island in 2005. The last time the Tribe had three interceptions in a game was also in 2005, when W&M recorded three picks in a loss at Villanova.

W&M has five interceptions through six games, which is tied for the sixth best mark in the CAA. Last season, the Tribe recorded a total of eight interceptions through the 11-game campaign.

Tribe Cashing In on Turnovers

W&M took full advantage of the three turnovers it forced against Towson, as the Tribe scored on its resulting possession each time. Twice Derek Cox interceptions set the Tribe up in Towson territory, including an impressive 69-yard interception return to the Tigers' 25-yard line. W&M has gone on to score following an interception after four of the Tribe's five picks this season. W&M has also scored following a fumble recovery and directly scored on a 28-yard fumble return by Terrell Wells against Delaware.

Caldwell Leads Tribe In Tackles

Sophomore strong safety David Caldwell is quickly building a case for postseason honors, turning in another strong performance in the win over Towson. Caldwell led the Tribe in tackles for the second-straight week, bringing down 14 Tigers, which included a career-high 10 unassisted tackles. Caldwell also paced the Tribe at Virginia Tech, recording a game-high 10 total tackles.

Against Villanova, Caldwell recorded four stops, all unassisted tackles, bringing his team-leading total to 56. He also leads the squad with 33 unassisted stops and is second with 4.5 tackles for loss.

Against Towson, Caldwell added a tackle for loss. In the win over Liberty, Caldwell recorded eight total tackles, an interception and a key tackle for loss in overtime.

He recorded a career-high 15 total tackles, including 1.5 for loss, earlier this season in the win at VMI, surpassing his previous career mark of 10 set last year against Richmond. Caldwell's 15 stops were the highest single-game tackle total since former safety James Miller ('06) recorded 16 at Villanova in 2005. Caldwell also forced a fumble against the Keydets and broke up a pass.

Cox's Performance Gains League Award

Junior Derek Cox was named the CAA Defensive Player of the Week for his effort in the Tribe's win over Towson, becoming the first Tribe player to earn the award since Stephen Cason (2001-05) in 2005. Cox recorded a pair of interceptions against the Tigers, becoming the first Tribe defender to accomplish the feat since 2005 and added an additional three pass break-ups. With opponent's offensives often directing their attack away from Cox, the junior was putting together a solid, but rather quiet season, up until the Towson game. Cox was credited with four solo stops at Villanova. He leads the CAA in total interceptions with three and is second in passes defended per game (1.33). He has 24 total tackles, including 14 unassisted stops.

Tracy Gets Back on Track

Sophomore defensive end Adrian Tracy turned in an impressive effort at Virginia Tech, collecting a game and season-high 3.0 tackles for loss and finishing with six total tackles in all, including five unassisted stops. He continued the resurgence the last weeks against Towson and Villanova. Saturday at Villanova, Tracy led the team with nine total stops, including six unassisted tackles which tied a career-high. Against Towson, Tracy collected six unassisted tackles, including a solo tackle for loss. Tracy, who led the Tribe and all league rookies in 2006 in tackles for loss (15.5) and quarterback sacks (6.0), grabbed his first pass sack of the season against the Hokies and brought his TFL total to 5.5 against Towson.

Defensive Quick Hits

- Senior linebacker T.J. O'Neill returned to the starting line-up against Villanova for the first time since the season-opener. He collected five tackles, including four solos. He saw his first action after missing three games with an illness at Towson, recording two tackles in the victory.
- Sophomore Adrian Tracy matched his career-high for unassisted tackles with six against the Wildcats.
- Redshirt freshman tackle Derek Toon recorded his first career start at Villanova, becoming the sixth Tribe player to make his first career start this season.



Head Coach Jimmye Laycock



William and Mary Head Coach Jimmye Laycock

28th Season

Career Record: 181-130-2 (.581)

Comments From Monday's CAA Football Coaches Conference Call:

• Touch on the loss to Villanova and some bright spots if there were any:

It was a very unusual game, and I don't think I've seen one that has gotten away from us that soon with two [lost fumbles] on [first quarter] kick-off returns. They get the ball and score, we get the ball and score, they get the ball, and our offense doesn't see the ball again until we're down [28-7]. Villanova got hot. I thought offensively we did okay. I thought Jake Phillips had a fine game, Cameron Dohse had a good

game, and Courtland Marriner played really well. I think defensively we lost our poise a little bit and didn't play obviously as well as we need to before things kind of snowballed.

• Did Courtland Marriner look healthy enough and sharp enough that you're confident about his performance?:

Yeah I felt pretty good with Courtland, I thought he did alright. Obviously, we didn't, because of the nature of the game, attempt to run the ball as much. I thought he felt comfortable in there and he seemed to be pretty sure of himself. He broke some tackles.

• Injury wise, is everyone healthy coming out of this game?:

I think everyone's banged up a little bit, but everyone's healthy.

• It looked like you faced bad field position throughout the game.:

I think it was a lot of different things. Field position was obviously in favor of Villanova I think the whole night. We didn't do a real good job on kick off coverage, we didn't do a real good job on kick off return, holding onto the football obviously, and defensively we didn't do a real good job in [passing] situations. We let it get away from us. But credit Villanova, they did a real nice job. They got rolling, got hot and executed pretty well.

• How do you motivate your players to get them back up from a loss like this?

Our players bounce back. They want to do well, and it's our job as coaches to make them better and want to do well. I'm sure our coaches will do well and our players will too.

• Going back to kick off return, is the performance against Villanova discouraging after the performance David Caldwell had against Towson?

No, the first [fumble] he was trying for extra yards and gets the ball stripped, and the second time we turn a guy flat loose, don't block a guy and he nails him. It's not all [Caldwell], we've got to do a better job blocking and there's situation where [fumbles] happen. The second time he fumbled, that guy came in and nothing slowed him down. He did a heck of a job putting it right in there on David and hit him pretty good. But, David's fine, he'll be alright.

• Playing on the road in this league is difficult, is that something you talk to your team about, or is that something that is the way it is in this league?

I think whether you play at home or on the road, it doesn't matter. To me, if you slip a little bit or if you're not quite on your game, things can turn or go the other way. I just think it's so competitive, anytime you match up whether home or away you better be really sharp on what you're doing.

• Heading to Maine, can you talk a little bit about the road trip and what you've seen from Maine so far?

Actually, the trip is not as long because we're flying. Maine handled us pretty good last year, and they have most of those players back. Up front defensively, they're extremely physical and play really hard. They've got a good solid running game offensively. We know how hard they play, how physical, and it's a matter of us getting ourselves ready to play our game too.

The Laycock File

Hometown: Hamilton, VA

Alma Mater: William and Mary (1970)

Graduate Degree: Clemson (1972)

Winningest Active NCAA FCS Coaches

(By Victories - Through 10/6/07)

1. Mike Kelly (Dayton, 26 seasons)	240
2. Bob Ford (Albany, 38)	219
3. Joe Taylor (Hampton, 24)	195
4. Al Bagnoli (Penn, 25)	191
5. Jerry Moore (Appalachian State, 25)	186
6. Walt Hameline (Wagner, 26)	183
7. Jimmye Laycock (W&M, 27)	181
Rob Ash (Drake, 27)	181
9. Andy Talley (Villanova, 27)	179
10. Pete Richardson (Southern, 19)	161

Division I Coaches Most Years at Current Schools

1. Joe Paterno (Penn State, 1966-2006)	42
2. Bob Ford (Albany, 1973-2006)	35
3. Bobby Bowden (Florida State, 1976-2006)	32
4. Jimmye Laycock (W&M, 1980-2006)	28

Career CAA Football Coaching Victories

1. Bill Bowes (UNH, 1972-98)	97
2. Andy Talley* (VU, 1985-)	90
3. "Tubby" Raymond (UD, 1966-01)	89
4. Jimmye Laycock* (W&M, 1993-)	70
5. Jim Reid (UMass, 1986-91, UR, 95-03)	61

Laycock in the NCAA Playoffs

Year	Round	Opponent, Result
1986	First Round	Delaware, 17-51 (L)
1989	First Round	Furman, 10-24 (L)
1990	First Round	Massachusetts, 38-0 (W)
	Quarterfinals	Central Florida, 38-52 (L)
1993	First Round	McNeese State, 28-34 (L)
1996	First Round	Jackson State, 45-6 (W)
	Quarterfinals	Northern Iowa, 35-38 (L)
2001	First Round	Appalachian State, 27-40 (L)
2004	First Round	Hampton, 42-35 (W)
	Quarterfinals	Delaware, 44-38, 2 OT (W)
	Semifinals	James Madison, 34-48 (L)

Laycock vs. CAA Football

Team	W	L	T
Delaware	11	17	0
Hofstra	2	2	0
James Madison	12	15	0
Maine	5	2	0
Massachusetts	4	6	0
New Hampshire	9	2	0
Northeastern	10	2	0
Rhode Island	9	2	0
Richmond	19	8	0
Towson	5	0	0
Villanova	9	8	1

In the Spotlight

Brad Stewart, Senior, Offensive Tackle

• Where are you from?

Bethel Park, PA

• Is Bethel Park known for anything in particular?

I'd like to say my entire area is known for football.

• Who are some other notable players from the area?

LaVar Arrington and a whole lot of quarterbacks, like Dan Marino, Joe Montana and way back when, Joe Namath.

• In high school, did you play anything other than football?

My freshman year I played hockey, and I participated in track all four years of high school.

• How long were you a hockey player?

I got into it about fourth grade with a good bunch of guys and we stuck it out into high school. I was the center. At that time, I had hit the growth spurt, so I had a size advantage. I shot the puck pretty hard and, luckily, the goalies weren't strong enough to keep up with it. But that caught up with me in high school, and I started playing football. I gave it a shot my freshman fall, but playing both proved to be too much.

• What one activity did you do in high school that didn't have anything to do with athletics?

I was in Student Government one year, but didn't really enjoy it. I was pretty much a football guy, with track on the side. That's pretty much it.

• What brought you to William and Mary?

One day in my junior year of high school Coach Solderitch came up to me during lunch and started talking with me about the College. That was the first time I'd ever heard of [William and Mary]. I started looking into it and the academics were really appealing, so I came down for a visit and met the team. The team was really close knit; that's what sold me.

• What's your major?

History. I figured William and Mary was a pretty good place to learn history. You're pretty much immersed in it going to a school that was founded in 1693. I'd always been interested in history, it was a pretty good fit and I decided to go with it.

• Have you ever heard a historical fact on the campus you found particularly interesting?

That [then American Major General] George Washington once stationed his troops in the Sunken Gardens during the Revolutionary War, prior to the Battle of Yorktown.

• The offensive line position has a long and proud history. Are there any traditions that have been passed down along the generations?

We have a couple, I guess. The first ones that comes to mind is we have guys in the locker room who have certain responsibilities. One person is in charge of turning the TV off everyday, another's job is to hand out tape, someone else has to lock the door - we pass those kind of jobs out every year. It's usually freshmen, but we have had upperclassmen in the past years when we have thin numbers. We also have our Thursday night dinners as a unit at a local restaurant, that's a favorite. We have a Friday routine that we play our own mini football game before the practice. We are like little kids running around throwing the football.

• Would you call that game Fat Man Football?

That would be Fat Man Football, yeah.

• Are you the all-time quarterback?

I was in the spring, but now it's Brent Cochran and Coach Solderitch. They do a lot of the throwing.

• After five years after playing a very physically demanding position, what are some of the biggest challenges you face as a senior?

Obviously, you have to play with bumps and bruises. Getting the knees loose, the back loose is not as easy as it used to be. Getting into in game mode or practice mode requires a little more effort. As a fifth year, you have to do all that and keep a positive mind set and mood, when maybe you otherwise wouldn't have one.

• The team is coming off a rough weekend at Villanova, as a leader and captain, how are you going to approach this game week?

The team suffered a big loss and right now needs leaders more than ever. It's important to maintain a positive outlook and not let anyone get to down, or more importantly, avoid having people start pointing fingers. As leaders, the fifth years and fourth years need to maintain a positive outlook. I still believe this team is a good team. We can play a lot better than we've shown. We need to maintain the focus this week and get ready to travel up to Maine.

• You've started 28 consecutive games, but now you're getting down to the final five games of your career. What does it mean to you, as you line up for the last few times?

Just thinking about being near the end [of playing football] gave me a sinking feeling in my stomach. Yeah, it's coming down to the wire and things like these daily bumps and bruises have trainers telling me to sit out a practice here and there so you can play on Saturday. In years past, I would have said 'Yeah, you're right', but now it's like I'm going to play on Saturday, no matter what it takes and I am looking to make the most of every moment, even in practice. Like you said, I only have a few opportunities left and I want to give it everything I have on every play no matter how I feel.

• When you look back, what's going to be the most positive thing about your football experience here?

I think the most positive thing about it, football aside, are the friendships I've made. This team's a close team. I think that all the guys really care for one another and we'll call each other friends long after we graduate. I still talk to the older guys who graduated and I think that's an important thing to take away from the program.

• With friends on other DI teams, would you say there's anything you've experienced here that is unique to W&M?

Well, there's a lot of ways you can answer that. In talking with friends in other programs, I don't get the impression that some of the teams are as close as ours. They have some problems that they can't work out and it boils over onto the field.

• So the closeness of the team is something you can't take for granted?

No, it's not. We all are a part of something at William and Mary that we should not take for granted.

• As you move forward with the remainder of this semester and the rest of the year, is there any particular thing you would like to accomplish, individually, that you would consider special?

You know, I'd like to catch a tipped pass and run it in for a touchdown, but I'll settle for a pancake block.

• Can you promise anyone you won't have a celebration if you score?

Oh no, I've always been very outright about it. If I score, I might get kicked out of the game - because I will go nuts.

• Among the offensive line, who would you be most interested to see what they're doing five years after they graduated?

I think a lot of guys are bound for business, and to me that's not that interesting. But Brent Cochran seems to be heading for a career in politics, so he might be a pretty big name coming up.

• Do you think he'd make a good politician?

I really do, because he has really good patience when it comes to dealing with issues. There will be times that I am sitting there red in the face over this or that, and he's thinking things over, considering both sides of the argument, and he's really good with those kinds of things.

• So you make an interesting contrast when you guys line up?

I think we both have done a pretty good job of playing level headed this year. I think he's always pretty calm and cool and I play pretty hot sometimes.

• What was the last book you read?

I'm a history major, so I've read about half of the *Book of Honor*, by Ted Gupp. It's about the history of the CIA, it's about agents who died overseas whose information was covered up for awhile until Ted Gupp dug it up and exposed it. It is very interesting stuff.

• In your first job interview, if someone were to ask what is one of your personal strengths, what will your answer be?

I can be a positive person and a positive leader; if I am given the opportunity. I can accept criticism and use it to make myself better.





Tribe Alphabetical Roster

No.	Name	Pos.	Elg.	Ht.	Wt.	Hometown	High/Prep School
41	Alexander, Sheldon	LB	So. (R)	6-1	217	Gordonsville, Va.	Woodberry Forest
65	Allison, Kyle	DL	Fr. (R)	6-2	297	Burke, Va.	Lake Braddock Secondary
26	Alvarado, Michael	DB	Fr. (R)	6-0	198	Gaithersburg, Md.	Gaithersburg
16	Archer, R.J.	QB	So. (R)	6-2	222	Earlysville, Va.	Albemarle
86	Atchison, Andrew	TE	Sr.	6-7	250	Charlottesville, Va.	Albemarle
31	Boykin, Obie	WR	Jr. (R)	6-3	212	Williamsburg, Va.	Surry County
90	Brooks, Sean	DL	Jr. (R)	6-4	220	Poquoson, Va.	Poquoson
6	Caldwell, David	DB	So.	5-11	205	Montclair, N.J.	Lawrenceville School
7	Callahan, Mike	QB	Fr. (R)	5-11	195	Mountville, Pa.	Hempfield
67	Cochran, Brent	OL	Sr. (R)	6-5	306	Reston, Va.	South Lakes
88	Conyers, Terreon	WR	Fr. (R)	5-11	173	Norfolk, Va.	Booker T. Washington
24	Cottingham, Ben	DB	Fr. (R)	5-9	162	Abingdon, Md.	Edgewood
37	Cox, Derek	DB	Jr. (R)	6-1	193	Greenville, N.C.	J.H. Rose
32	Degnan, Dustin	FB	Fr.	6-0	235	Earlysville, Va.	Albemarle
54	Dewispelaere, Nick	LB	Fr. (R)	6-0	215	Virginia Beach, Va.	Floyd Kellam
3	Dill, Marshall	WR	Fr. (R)	5-10	186	Woodbridge, Va.	C.D. Hylton
81	Dohse, Cameron	WR	Fr. (R)	6-0	186	Clifton, Va.	Centreville
57	Donker, Dan	OL	Fr.	6-3	285	Gibbsboro, N.J.	Eastern
36	Downey, Nick	DB	Fr.	5-10	175	Lancaster, Pa.	Lancaster Catholic
34a	Dwyer, Ryan	RB	Fr.	5-10	180	West Long Branch, N.J.	Shore Regional
45	Falbo, Graham	FB	Sr. (R)	6-0	235	Centreville, Va.	Westfield
13	Francks, Evan	LB	Fr. (R)	5-11	210	Medford, N.J.	Shawnee
79	Grant, Michael	OL	Jr. (R)	6-5	300	Wrightstown, N.J.	Notre Dame
55	Hally, Zach	DE	Fr.	6-3	235	Herndon, Va.	Chantilly
9	Harris, Max	DB	So.	5-10	189	Marietta, Ga.	Sprayberry
95	Herbert, C.J.	DL	So. (R)	6-3	262	Germantown, Md.	Northwest
91	Hidalgo-Nice, Mitchell	DL	Fr.	6-2	215	Banks, Ore.	Banks
15	Hill, Chase	WR	Fr. (R)	6-2	195	Virginia Beach, Va.	Princess Anne
63	Hill, Keith	OL	Fr. (R)	6-4	312	Hamilton Square, N.J.	Lawrenceville School
83	Hissong, Gareth	TE	Fr. (R)	6-3	255	Hanover, Pa.	Delone Catholic
53	Hiteshew, Luke	OL	Jr. (R)	6-1	290	Baltimore, Md.	Mount St. Joseph
43	Hobson, Jimmy	FB	Fr. (R)	5-11	218	Cincinnati, Ohio	St. Xavier
8	Holmes, DeBrian	RB	Jr. (R)	5-9	190	Fort Eustis, Va.	Woodside
14	Honbarrier, Will	QB	Fr.	6-2	185	Bedford, Va.	Jefferson Forest
35	Horvath, Ryan	LB	Sr. (R)	6-1	225	Midlothian, Va.	Midlothian
22	Houff, David	DB	Jr. (R)	6-1	200	Blacksburg, Va.	Blacksburg
52	Hyde, Marcus	LB	Fr.	6-3	225	Manassas, Va.	Osborn
58	Jean-Pierre, Bryan	DL	Fr. (R)	6-3	245	Doralville, Ga.	Dunwoody
85	Jessee, Cory	TE	Fr.	6-3	210	Warm Springs, Va.	Bath County
42	Johnson, Fred	DB	So. (R)	6-1	195	Richmond, Va.	St. Christopher's
92	Jones, Ryan	DL	Sr. (R)	6-3	258	Blacksburg, Va.	Blacksburg
51	Kelley, Tim	OL	Sr.	6-2	300	Pataskala, Ohio	Watkins Memorial/Air Force
93	Lissemore, Sean	DL	So. (R)	6-4	271	Dumont, N.J.	Dumont
17	Livingston, Robert	DB	So. (R)	6-3	220	Hendersonville, N.C.	The Hun School/WMU
2	Mack, Elliott	WR	Jr. (R)	6-0	200	Irvington, N.J.	Delbarton
19	Mangas, D.J.	QB	Fr.	6-1	185	Chantilly, Va.	Paul VI
77	Marcey, Jake	OL	Fr.	6-4	280	Gainesville, Va.	Woodberry Forest
25	Marriner, Courtland	RB	Fr. (R)	5-9	181	Chesapeake, Va.	Western Branch
4	McAulay, D.J.	WR	Jr.	5-11	189	New Haven, Conn.	Westminster School
62	McCutcheon, Thomas	OL	So. (R)	6-5	318	Chesapeake, Va.	Deep Creek
87	Miller, David	K/P	Fr. (R)	6-0	177	Centreville, Va.	Westfield
73	Miller, Tyler	OL	Fr. (R)	6-3	293	Virginia Beach, Va.	Floyd Kellam
82	Muro, Evan	TE	Jr. (R)	6-6	242	Newport News, Va.	Warwick
56	Muse, C.J.	OL	So. (R)	6-4	310	Lexington, S.C.	Lexington
29	Neal, James	DB	Fr.	5-9	180	Baltimore, Md.	Salisbury School (Mass.)
51	Newbil, Donte	LB	Fr.	5-10	205	Blackstone, Va.	Central Senior
47	Newby, Mario	DB	Fr. (R)	6-0	190	Dendron, Va.	Surry County
27	Nicholas, Joe	WR	Sr. (R)	6-3	215	Sugarloaf, Pa.	Hazelton Area
30	Nickerson, Matt	RB	So. (R)	5-9	191	Fairfax Station, Va.	Woodson
75	O'Brien, Eric	OL	Jr. (R)	6-1	262	Abbottstown, Pa.	Delone Catholic
31a	O'Connor, Jake	RB/DB	Fr.	6-0	185	Richmond, Va.	Douglas Freeman
72	Oliver, Justin	OL	Sr. (R)	6-4	286	Fairfield, Pa.	Gettysburg
39	O'Neill, T.J.	LB	Sr. (R)	6-1	231	Duxbury, Mass.	Tabor Academy
46	Otey, Matt	FB	Sr. (R)	5-11	231	Hershey, Pa.	Hershey

Roster By Position

Quarterbacks (6)

16	Archer, R.J.	So.	6-2	222
7	Callahan, Mike	RF	5-11	195
19	Mangas, D.J.	Fr.	6-1	185
11	Phillips, Jake	Jr.	6-3	219
10	Potts, Michael	Sr.	6-4	226
18	Schmand, Terrance	Fr.	6-3	205

Tailbacks (7)

8	Holmes, DeBrian	Jr.	5-9	190
25	Marriner, Courtland	RF	5-9	181
30	Nickerson, Matt	So.	5-9	191
38	Riggins, Terrence	Fr.	6-1	215
33	Schonder, Thomas	RF	5-11	186
5	Viola, Tony	Sr.	6-1	216
28	Woolfolk, Ryan	Fr.	5-11	185

Fullbacks (4)

32	Degnan, Dustin	Fr.	6-0	235
45	Falbo, Graham	Sr.	6-0	235
43	Hobson, Jimmy	RF	5-11	218
46	Otey, Matt	Sr.	5-11	231

Tight Ends (4)

86	Atchison, Drew	Sr.	6-7	250
83	Hissong, Gareth	RF	6-3	255
82	Muro, Evan	Jr.	6-6	242
98	Varno, Rob	So.	6-5	218

Wide Receivers (9)

31	Boykin, Obie	Jr.	6-3	212
88	Conyers, Terreon	RF	5-11	173
3	Dill, Marshall	RF	5-10	186
81	Dohse, Cameron	RF	6-0	186
15	Hill, Chase	RF	6-2	195
2	Mack, Elliott	Jr.	6-0	200
4	McAulay, D.J.	So.	5-11	189
27	Nicholas, Joe	Jr.	6-3	215
89	Robertson, Eric	RF	6-2	190

Offensive Line (17)

67	Cochran, Brent	Sr.	6-5	306
57	Donker, Dan	Fr.	6-3	285
79	Grant, Michael	Jr.	6-5	300
63	Hill, Keith	RF	6-4	312
53	Hiteshew, Luke	Jr.	6-1	290
51	Kelley, Tim	Sr.	6-2	300
77	Marcey, Jake	Fr.	6-4	280
62	McCutcheon, T.	So.	6-5	318
73	Miller, Tyler	RF	6-3	293
56	Muse, C.J.	So.	6-4	310
75	O'Brien, Eric	Jr.	6-1	262
72	Oliver, Justin	Sr.	6-4	286
76	Raxter, Josh	RF	6-6	272
64	Ryan, Daniel	Fr.	6-4	270
60	Schrift, Mike	Fr.	6-2	260
71	Stewart, Brad	Sr.	6-3	287
78	Sutton, Chris	Fr.	6-2	267

Tribe Football Rosters



No.	Name	Pos.	Elg.	Ht.	Wt.	Hometown	High School
68	Pagliaro, James	DE	Fr.	6-3	240	Schnecksville, Pa.	Parkland
80	Pate, Brian	K	So. (R)	5-9	175	Fredericksburg, Va.	Massaponax
11	Phillips, Jake	QB	Jr. (R)	6-3	219	Warm Springs, Va.	Bath County
21	Pigram, Michael	LB	Jr.	5-10	220	Hopewell, Va.	Hopewell
10	Potts, Michael	QB	Sr. (R)	6-4	226	Middletown, Del.	Middletown
99	Pradhanang, Ravi	DL	Fr.	6-3	250	Paramus, N.J.	St. Peter's Prep
96	Pulley, Daniel	DL	So. (R)	6-3	281	Chesapeake, Va.	Atlantic Shores Christian
76	Raxter, Josh	OL	Fr. (R)	6-6	272	Marietta, Ga.	Pope
50	Reyher, Todd	LB	Jr. (R)	6-0	227	Williamsburg, Va.	Lafayette
23	Riggins, Terrence	RB	Fr.	6-1	215	Newport News, Va.	Denbigh
89	Robertson, Eric	WR	So. (R)	6-2	190	Barboursville, Va.	Albemarle
94	Robertson, Harold	DL	Fr.	6-0	295	Richmond, Va.	Hermitage
34	Rojas, Chris	LB	Fr. (R)	5-11	200	Lightfoot, Va.	Bruton
84	Ruffer, David	K	Fr.	6-1	180	Oakton, Va.	Gonzaga
44	Rutter, Josh	LB	Jr. (R)	6-3	230	Union Bridge, Md.	Francis Scott Key
64	Ryan, Daniel	OL	Fr.	6-3	260	Richmond, Va.	Douglas Freeman
18	Schmand, Terrance	QB	Fr.	6-3	205	Buffalo, N.Y.	St. Joseph's Collegiate
33	Schonder, Thomas	RB	Fr. (R)	5-11	186	Round Hill, Va.	Loudoun Valley
60	Schrift, Mike	OL	Fr.	6-2	260	Reading, Pa.	Muhlenburg
45a	Scott, Robert	LB	Fr.	5-10	225	Norfolk, Va.	Norfolk Academy
48	Steinman, Wes	LB	Fr. (R)	6-2	215	Wilmington, N.C.	Hoggard
71	Stewart, Brad	OL	Sr. (R)	6-3	287	Bethel Park, Pa.	Bethel Park
40	Stover, Michael	DE	Fr.	6-3	235	Millersville, Pa.	Penn Manor
78	Sutton, Chris	OL	Fr.	6-2	267	Warrenton, Va.	Fauquier
66	Toon, Derek	DL	Fr. (R)	6-3	275	Chester, Va.	Matoaca
97	Tracy, Adrian	DL	So. (R)	6-4	245	Sterling, Va.	Potomac Falls
49	Trantin, Jake	LB	Fr.	6-1	225	Severn, Md.	Archbishop Spalding
98	Varno, Rob	TE	So. (R)	6-5	218	Wilmington, N.C.	Hoggard
5	Viola, Tony	RB	Sr. (R)	6-1	216	Broadway, Va.	Stonewall Jackson
69	Watts, Carl	DL	Fr. (R)	6-3	255	Midlothian, Va.	James River
38	Wells, Terrell	DB	Fr.	5-10	180	Louisa, Va.	Louisa County
46a	Williams, Harold	LB	Fr.	5-10	225	Brunswick, Va.	Brunswick
28	Woolfolk, Ryan	RB	Fr.	5-11	185	Atlanta, Ga.	Holy Innocent

Defensive Line (16)

65	Allison, Kyle	RF	6-2	297
90	Brooks, Sean	Jr.	6-4	220
55	Hally, Zach	Fr.	6-3	235
95	Herbert, C.J.	So.	6-3	262
91	Hidalgo-Nice, Mitch	Fr.	6-2	215
58	Jean-Pierre, Bryan	RF	6-3	245
92	Jones, Ryan	Sr.	6-3	258
93	Lissemore, Sean	So.	6-4	271
68	Pagliaro, James	Fr.	6-3	240
99	Pradhanang, Ravi	Fr.	6-3	250
96	Pulley, Daniel	So.	6-3	281
94	Robertson, Harold	Fr.	6-0	295
40	Stover, Michael	Fr.	6-3	235
66	Toon, Derek	RF	6-3	275
97	Tracy, Adrian	So.	6-4	245
69	Watts, Carl	RF	6-3	255

Linebackers (12)

41	Alexander, Sheldon	So.	6-1	217
54	Dewispelaere, Nick	RF	6-0	215
13	Francks, Evan	RF	5-11	210
35	Horvath, Ryan	Jr.	6-1	225
52	Hyde, Marcus	Fr.	6-3	225
39	O'Neill, T.J.	Jr.	6-1	231
21	Pigram, Michael	So.	5-10	220
50	Reyher, Todd	So.	6-0	227
34	Rojas, Chris	RF	5-11	200
44	Rutter, Josh	So.	6-3	230
48	Steinman, Wes	RF	6-2	215
49	Trantin, Jake	Fr.	6-1	225

Defensive Backs (13)

26	Alvarado, Michael	RF	6-0	198
6	Caldwell, David	So.	5-11	205
24	Cottingham, Ben	RF	5-9	162
37	Cox, Derek	Jr.	6-1	193
36	Downey, Nick	Fr.	5-10	175
9	Oliver, Justin	So.	5-10	189
22	Houff, David	Jr.	6-1	200
42	Johnson, Fred	So.	6-1	195
17	Livingston, Robert	So.	6-3	220
29	Neal, James	Fr.	5-9	180
47	Newby, Mario	RF	6-0	190
31	O'Connor, Jake	Fr.	6-0	185
38	Wells, Terrell	Fr.	5-10	180

Specialists (2)

87	Miller, David	RF	6-0	177
80	Pate, Brian	So.	5-9	175

Tribe Numerical Roster

No.	Name	Pos.	34	Rojas, Chris	LB	67	Cochran, Brent	OL
2	Mack, Elliott	WR	35	Horvath, Ryan	LB	68	Pagliaro, James	DE
3	Dill, Marshall	WR	36	Downey, Nick	DB	69	Watts, Carl	DL
4	McAulay, D.J.	WR	37	Cox, Derek	DB	71	Stewart, Brad	OL
5	Viola, Tony	RB	38	Wells, Terrell	DB	72	Oliver, Justin	OL
6	Caldwell, David	DB	39	O'Neill, T.J.	LB	73	Miller, Tyler	OL
7	Callahan, Mike	QB	40	Stover, Michael	DE	75	O'Brien, Eric	OL
8	Holmes, DeBrian	RB	41	Alexander, Sheldon	DB	76	Raxter, Joshua	OL
9	Harris, Max	DB	42	Johnson, Fred	DB	77	Marcey, Jake	OL
10	Potts, Michael	QB	43	Hobson, Jimmy	FB	78	Sutton, Chris	OL
11	Phillips, Jake	QB	44	Rutter, Josh	LB	79	Grant, Michael	OL
13	Francks, Evan	LB	45	Falbo, Graham	FB	80	Pate, Brian	K/P
15	Hill, Chase	WR	46	Otey, Matt	FB	81	Dohse, Cameron	WR
16	Archer, R.J.	QB	47	Newby, Mario	DB	82	Muro, Evan	TE
17	Livingston, Robert	DB	48	Steinman, Wes	LB	83	Hissong, Gareth	TE
18	Schmand, Terrance	QB	49	Trantin, Jake	LB	86	Atchison, Andrew	TE
19	Mangas, D.J.	QB	50	Reyher, Todd	LB	87	Miller, David	K/P
21	Pigram, Michael	LB	51	Kelley, Tim	OL	88	Conyers, Terreon	WR
22	Houff, David	DB	52	Hyde, Marcus	LB	89	Robertson, Eric	WR
23	Riggins, Terrence	RB	53	Hiteshew, Luke	OL	90	Brooks, Sean	DL
24	Cottingham, Ben	DB	54	Dewispelaere, Nick	LB	91	Hidalgo-Nice, Mitchell	DL
25	Marriner, Courtland	RB	55	Hally, Zach	DE	92	Jones, Ryan	DL
26	Alvarado, Michael	DB	56	Muse, C.J.	OL	93	Lissemore, Sean	DL
27	Nicholas, Joe	WR	57	Donker, Dan	OL	94	Robertson, Harold	DL
28	Woolfolk, Ryan	RB	58	Jean-Pierre, Bryan	DL	95	Herbert, C.J.	DL
29	Neal, James	DB	60	Schrift, Mike	OL	96	Pulley, Daniel	DL
30	Nickerson, Matt	RB	62	McCutcheon, Thomas	OL	97	Tracy, Adrian	DL
31	Boykin, Obie	WR	63	Hill, Keith	OL	98	Varno, Rob	TE
31a	O'Connor, Jake	DB	64	Ryan, Daniel	OL	99	Pradhanang, Ravi	DE
32	Degnan, Dustin	FB	65	Allison, Kyle	DL			
33	Schonder, Thomas	RB	66	Toon, Derek	DL			



Start Chart / Red Zone

Game-By-Game Starters

	Delaware	VMI	Liberty	Va. Tech	Towson	Villanova	Maine	UMass	Hofstra	JMU	Richmond
QB	Phillips	Phillips	Phillips	Phillips	Phillips	Phillips					
TB	Holmes	Holmes	Holmes	Viola	Marriner	Marriner					
FB	Archer*	Falbo	Archer*	Archer*	Archer*	Archer*					
WR	McAulay	Mack	Nicholas	Nicholas	Nicholas	Dohse					
WR	Mack	Dohse	Dohse	Dohse	Mack	Mack					
TE	Atchison	Atchison	Atchison	Atchison	Atchison	Atchison					
LT	Cochran	Cochran	Cochran	Cochran	Cochran	Cochran					
LG	Grant	Grant	Grant	Grant	Grant	Grant					
C	Hiteshew	Hiteshew	Hiteshew	Hiteshew	Hiteshew	Hiteshew					
RG	Muse	Muse	Muse	Muse	Muse	Muse					
RT	Stewart	Stewart	Stewart	Stewart	Stewart	Stewart					
DE	Herbert	Herbert	Herbert	Herbert	Herbert	Herbert					
DE	Tracy	Tracy	Tracy	Tracy	Tracy	Tracy					
DT	Lissemore	Lissemore	Lissemore	Lissemore	Lissemore	Lissemore					
DT	Jones	Jones	Jones	Jones	Jones	Toon					
OLB	O'Neill	Horvath	Horvath	Horvath	Steinman	O'Neill					
ILB	Rutter	Rutter	Rutter	Rutter	Rutter	Rutter					
OLB	Pigram	Pigram	Pigram	Pigram	Pigram	Pigram					
SS	Caldwell	Caldwell	Caldwell	Caldwell	Caldwell	Caldwell					
FS	Livingston	Livingston	Livingston	Livingston	Livingston	Livingston					
CB	Harris	Harris	Harris	Harris	Harris	Harris					
CB	Cox	Cox	Cox	Cox	Cox	Cox					

*W&M started with three wide receivers and no fullback.

Tribe in the Red Zone

William and Mary Offense In the Red Zone

Opponent	WM In Red Zone	WM TDs	WM FGs	WM FG Missed	WM No Score	RZ Score %
Delaware	5	2	1	1	2	60.0
VMI	8	7	0	0	1	87.5
Liberty	6	5	1	0	0	100.0
Virginia Tech	2	0	1	1	1	50.0
Towson	2	1	1	0	0	100.0
Villanova	3	1	1	0	1	66.7
Maine						
Massachusetts						
Hofstra						
James Madison						
Richmond						
TOTALS	26	16	5	2	5	80.8

Opponents in the Red Zone

Opponent	Opp. in RZ	Opp. TDs	Opp. FGs	Opp. FG Missed	Opp. No Score	Opp. Score %
Delaware	6	6	0	0	0	100.0
VMI	2	1	1	0	0	100.0
Liberty	8	4	2	0	2	75.0
Virginia Tech	4	2	2	0	0	100.0
Towson	6	1	3	0	2	66.7
Villanova	5	5	0	0	0	100.0
Maine						
Massachusetts						
Hofstra						
James Madison						
Richmond						
TOTALS	31	19	8	0	4	87.1

Tribe Single-Game Highs



Individual Single-Game Highs

Pass Attempts: 41, J. Phillips vs. Delaware, 8/30
 Pass Completions: 26, J. Phillips vs. Delaware, 8/30
 Passing Yards: 433, J. Phillips vs. Delaware, 8/30
 Passing TDs: 3, J. Phillips at VMI, 9/8; vs. Liberty, 9/15
 Rushing Attempts: 23, D. Holmes vs. Liberty, 9/15
 Rushing Yards: 107, C. Marriner at VMI, 9/8
 Rushing TDs: 3, D. Holmes at VMI, 9/8
 Receptions: 7, D. McAulay vs. Delaware, 8/30
 Receiving Yards: 161, D. McAulay vs. Delaware, 8/30
 Receiving TDs: 1, 12 players, last - E. Mack & C. Dohse at Villanova, 10/6
 Total Offensive Yards: 462, J. Phillips vs. Delaware, 8/30
 All-Purpose Yards: 166, C. Marriner at VMI, 9/8
 Total Points: 18, D. Holmes at VMI, 9/8
 Points Kicking: 12, B. Pate vs. Liberty, 9/15
 Points Rushing: 18, D. Holmes at VMI, 9/8
 Points Receiving: 6, 12 players, last - E. Mack & C. Dohse, at Villanova, 10/6
 Field Goals Made: 2, B. Pate vs. Liberty, 9/15; vs. Towson, 9/29
 Field Goals Attempted: 3, B. Pate vs. Towson, 9/29
 PATs Attempted: 9, B. Pate at VMI, 9/8
 PATs Made: 9, B. Pate at VMI, 9/8
 Punts: 11, D. Miller at Virginia Tech, 9/22
 Punting Yards: 419, D. Miller at Virginia Tech, 9/22
 Punting Average: 42.0, D. Miller vs. Delaware, 8/30; at VMI, 9/8
 Punt Returns: 3, R. Archer at Villanova, 10/6
 Punt Return Yards: 21, R. Archer at Villanova, 10/6
 Kickoff Returns: 6, C. Marriner vs. Delaware, 8/30; D. Caldwell, vs. Liberty, 9/15
 Kickoff Return Yards: 154, D. Caldwell vs. Liberty, 9/15
 Kickoff Return Avg: 40.0, D. Caldwell vs. Towson, 9/29
 Interceptions: 2, D. Cox vs. Towson, 9/29
 Interception Yards: 69, D. Cox vs. Towson, 9/29
 Tackles: 15, D. Caldwell at VMI, 9/8; J. Rutter vs. Liberty, 9/15
 Solo Tackles: 10, D. Caldwell vs. Towson, 9/29
 Tackles for loss: 3.0, A. Tracy at Virginia Tech, 9/22
 Sacks: 1.0, six players, last - four players at Virginia Tech, 9/22
 Pass Breakups: 4, R. Livingston vs. Towson, 9/29

Team Single-Game Highs

Pass Attempts: 48, at Villanova, 10/6
 Pass Completions: 26, vs. Delaware, 8/30; at Villanova, 10/6
 Passing Yards: 433, vs. Delaware, 8/30
 Passing TDs: 3, at VMI, 9/8; vs. Liberty, 9/15
 Yards Per Completion: 17.9, vs. Towson, 9/29
 Rushing Attempts: 48, vs. Liberty, 9/15
 Rushing Yards: 249, at VMI, 9/8
 Rushing TDs: 6, at VMI, 9/8
 Yards Per Rush: 5.3, at VMI, 9/8
 Total Yards: 542, vs. Delaware, 8/30
 Points Scored: 63, at VMI, 9/8
 TDs Scored: 9, at VMI, 9/8
 Total Plays: 78, vs. Liberty, 9/15
 Field Goals Made: 2, vs. Liberty, 9/15; vs. Towson, 9/29
 Field Goals Attempted: 3, vs. Towson, 9/29
 PATs Attempted: 9, at VMI, 9/8
 PATs Made: 9, at VMI, 9/8
 Punts: 11, at Virginia Tech, 9/22
 Punting Yards: 419, at Virginia Tech, 9/22
 Punting Average: 42.0, vs. Delaware, 8/30; at VMI, 9/8
 Punt Returns: 3, at Villanova, 10/6
 Punt Return Yards: 21, at Villanova, 10/6
 Kickoff Returns: 8, vs. Delaware, 8/30
 Kickoff Return Yards: 163, vs. Liberty, 9/15
 Kickoff Return Average: 40.0, vs. Towson, 9/29
 Interceptions: 3, vs. Towson, 9/29
 Interception Yards: 69, vs. Towson, 9/29
 Forced Fumbles: 1, vs. Delaware, 8/30; at VMI, 9/8; vs. Towson, 9/29
 Fumble Return Yards: 28, vs. Delaware, 8/30
 Turnovers Gained: 3, vs. Towson, 9/29
 Turnovers Lost: 3, at Virginia Tech, 9/22; at Villanova, 10/6
 Sacks: 4, at Virginia Tech, 9/22
 Sacks Allowed: 5, at Virginia Tech, 9/22; at Villanova, 10/6
 First Downs: 31, at VMI, 9/8
 Third Down Conv. %: 57.1, at VMI (4-7), 9/8
 Fourth Down Conversion %: 66.7, vs. Delaware (4-6), 8/30
 Penalties: 13, vs. Liberty, 9/15
 Penalty Yards: 87, vs. Liberty, 9/15
 Possession Time: 30:46, vs. Liberty, 9/15

Game-By-Game Individual Highs

Opponent	Pass Att.	Pass Yards	Rushes	Rush. Yds	Receptions	Rec. Yds.	Tackles	TFLs	Sacks
Delaware	42, Phillips	433, Phillips	17, Holmes	53, Holmes	7, McAulay	162, McAulay	13, Pigram	1.0, Three players	1.0, Lissemore
at VMI	15, Phillips	242, Phillips	13, Marriner	107, Marriner	4, Dohse, Mack	77, Dohse	15, Caldwell	1.5, Caldwell	1.0, Francks
Liberty	28, Phillips	335, Phillips	23, Holmes	96, Holmes	6, Atchison	103, Atchison	15, Rutter	1.0, Tracy, Caldwell	none
at VT	40, Phillips	243, Phillips	10, Viola	42, Schonder	5, Atchison	81, Atchison	10, Caldwell	3.0, Tracy	1.0, four players
Towson	23, Phillips	179, Phillips	11, Marriner	42, Phillips	3, Archer, Nicholas	61, Mack	14, Caldwell	1.0, Three Players	none
at Villanova	30, Phillips	291, Phillips	16, Marriner	81, Marriner	6, Dohse	117, Dohse	9, Tracy	1.0, Three Players	none
at Maine									
UMass									
at Hofstra									
JMU									
at Richmond									



Opponent Highs / Long Plays

Opponent Individual Single-Game Highs

Pass Attempts:	40, S. Schaefer (TU), 9/29
Pass Completions:	25, B. Smith (LU), 9/15
Passing Yards:	216, A. Young (VU), 10/6
Passing TDs:	4, A. Young (VU), 10/6
Rushing Attempts:	34, N. Williams (TU), 9/29
Rushing Yards:	244, O. Cuff (UD), 8/30
Rushing TDs:	6, O. Cuff (UD), 8/30
Receptions:	9, M. Lee (TU), 9/29
Receiving Yards:	105, M. Sherry (VU), 10/6
Receiving TDs:	2, M. Sherry (VU), 10/6
Total Offensive Yards:	254, A. Young (VU), 10/6
All Purpose Yards:	296, O. Cuff (UD), 8/30
Total Points:	42, O. Cuff (UD), 8/30
Points Kicking:	14, J. Dunleavy (VT), 9/22
Points Rushing:	36, O. Cuff (UD), 8/30
Points Receiving:	8, R. Jennings (LU), 9/15
Field Goals Made:	3, J. Dunlevy (LU), 9/22; M. Bencivengo (TU), 9/29
Field Goals Attempted:	3, J. Dunlevy (VT), 9/22; M. Bencivengo (TU), 9/29
PATs Attempted:	9, J. Marcoux (VU), 10/6
PATs Made:	9, J. Marcoux (VU), 10/6
Punts:	8, B. Bowden (VT), 9/22
Punting Yards:	348, B. Bowden (VT), 9/22
Punting Average:	49.0, S. Kenworthy (UD), 8/30
Punt Returns:	4, E. Royal (VT), 9/22; M. Lee (TU), 9/29; J. Szczur (VU), 10/6
Punt Return Yards:	120, E. Royal (VT), 9/22
Kickoff Returns:	5, M. Rainey-Wiles (VMI), 9/8
Kickoff Return Yards:	93, M. Rainey-Wiles (VMI), 9/8
Kickoff Return Average:	33.5, A. Babbarro (VU), 10/6
Interceptions:	2, P. Sturdivant (VT), 9/22
Interception Yards:	49, B. Flowers (VT), 9/22
Tackles:	15, L. Swindell (VMI), 9/8
Solo Tackles:	9, B. Bradford (TU), 9/29
Tackles for loss:	2.5, P. Sturdivant (VT), 9/22
Sacks:	2.0, P. Sturdivant (VT), 9/22
Pass Breakups:	2, seven players, last - M. Moody and C. Farmer (VU), 10/6

Opponent Team Single-Game Highs

Pass Attempts:	40, Towson, 9/29
Pass Completions:	25, Liberty, 9/15
Passing Yards:	272, Villanova, 10/6
Passing TDs:	6, Villanova, 10/6
Yards Per Completion:	12.4, Villanova, 10/6
Rushing Attempts:	58, VMI, 9/8
Rushing Yards:	281, Delaware, 8/30
Rushing TDs:	6, Delaware, 8/30
Yards Per Rush:	6.1, Delaware, 8/30
Total Yards:	505, Villanova, 10/6
Points Scored:	63, Villanova, 10/6
Touchdowns Scored:	9, Villanova, 10/6
Total Plays:	84, Towson, 9/29
Field Goals Made:	3, Virginia Tech, 9/22; Towson, 9/29
Field Goals Attempted:	3, Virginia Tech, 9/22; Towson, 9/29
PATs Attempted:	9, Villanova, 10/6
PATs Made:	9, Villanova, 10/6
Punts:	8, Virginia Tech, 9/22
Punting Yards:	345, Virginia Tech, 9/22
Punting Average:	49.0, Delaware, 8/30
Punt Returns:	7, Virginia Tech, 9/22
Punt Return Yards:	135, Virginia Tech, 9/22
Kickoff Returns:	9, VMI, 9/8
Kickoff Return Yards:	175, VMI, 9/8
Kickoff Return Average:	25.2, Villanova, 10/6
Interceptions:	3, Virginia Tech, 9/22
Interception Yards:	63, Virginia Tech, 9/22
Forced Fumbles:	3, Villanova, 10/6
Fumble Return Yards:	2, Villanova, 10/6
Turnovers Gained:	3, Virginia Tech, 9/22; Villanova, 10/6
Turnovers Lost:	3, Towson, 9/29
Sacks:	5, Virginia Tech, 9/22; Villanova, 10/6
Sacks Allowed:	4, Virginia Tech, 9/22
First Downs:	26, Delaware, 8/30
Third Down Conversion %:	70.0, Delaware (7-10), 8/30
Fourth Down Conversion %:	100.0, Delaware(1-1), 8/30
Penalties:	11, Virginia Tech, 9/22
Penalty Yards:	99, Villanova, 10/6
Possession Time:	33:58, Towson, 9/29

Tribe Longest Plays of the Season

Rush:	29, T. Schonder at Virginia Tech, 9/22
Rushing TD:	10, C. Marriner at VMI, 9/8
Pass:	73, J. Phillips to E. Mack at Villanova, 10/6
Passing TD:	73, J. Phillips to E. Mack at Villanova, 10/6
Punt Return:	10, R. Archer at Villanova, 10/6
Kickoff Ret:	54, D. Caldwell vs. Towson, 9/29
INT Return:	69, D. Cox vs. Towson, 9/29
Fumble Return:	28, T. Wells vs. Delaware, 8/30
Punt:	48, D. Miller at Virginia Tech, 9/22
Field Goal:	43, B. Pate vs. Liberty, 9/15
Drive:	94 yards, nine plays, 3:07, FG, (VT), 9/22

Opponent Longest Plays of the Season

Rush:	48, O. Cuff (UD), 8/30
Rushing TD:	38, O. Cuff (UD), 8/30
Pass:	39, A. Young to M. Sherry (VU), 10/6
Passing TD:	39, A. Young to M. Sherry (VU), 10/6
Punt Return:	60, E. Royal (VT), 9/22
Kickoff Return:	37, J. McClam (TU), 9/29
INT Return:	49, B. Flowers (VT), 9/22
Fumble Return:	2, G. Miller (VU), 10/6
Punt:	52, B. Bowden (VT), 9/22
Field Goal:	38, J. Dunlevy (VT), 9/22
Drive:	86, 9 plays, 3:04, TD, (UD), 8/30

Top Offensive Performances



Tribe's Top Offensive Performances

Top Passing Performances

1.	433	Jake Phillips vs. Delaware	Aug. 30
2.	335	Jake Phillips vs. Liberty	Sept. 15
3.	291	Jake Phillips at Villanova	Oct. 6
4.	243	Jake Phillips at Virginia Tech	Sept. 22
5.	242	Jake Phillips at VMI	Sept. 8
6.	179	Jake Phillips vs. Towson	Sept. 29
7.	100	Mike Potts at Villanova	Oct. 6
8.	33	Mike Potts at VMI	Sept. 8
9.	18	Mike Potts vs. Liberty	Sept. 15
10.	14	Mike Potts at Virginia Tech	Sept. 22

400-yard+ Passing Games

- Jake Phillips

300-yard + Passing Games

- Jake Phillips

200-yard+ Passing Games

- Jake Phillips

Top Rushing Performances

1.	107	C. Marriner at VMI	Sept. 8
2.	96	DeBrian Holmes vs. Liberty	Sept. 15
3.	81	Courtland Marriner at Villanova	Oct. 6
4.	57	Tony Viola vs. Liberty	Sept. 15
5.	56	Tony Viola at VMI	Sept. 8
6.	53	DeBrian Holmes vs. Delaware	Aug. 30
7.	45	Thomas Schonder at VMI	Sept. 8
8.	42	Jake Phillips vs. Towson	Sept. 29
	42	Thomas Schonder at Virginia Tech	Sept. 22
	42	DeBrian Holmes at VMI	Sept. 8

100-yard Rushing Games

- Courtland Marriner

Top Receiving Performances

1.	162	D.J. McAulay vs. Delaware	Aug. 30
2.	139	Drew Atchison vs. Delaware	Aug. 30
3.	117	Cameron Dohse at Villanova	Oct. 6
4.	105	Elliott Mack at Villanova	Oct. 6
5.	103	Drew Atchison vs. Liberty	Sept. 15
6.	81	Drew Atchison at Virginia Tech	Sept. 22
7.	77	Cameron Dohse at VMI	Sept. 8
8.	73	Elliott Mack at VMI	Sept. 8
9.	71	Elliott Mack vs. Liberty	Sept. 15
10.	67	Cameron Dohse vs. Liberty	Sept. 15

100-yard Receiving Games

- Drew Atchison
- D.J. McAulay
- Cameron Dohse

Tribe's All-Time Top Offensive Performances

Top Passing Performances

- 433, Jake Phillips vs. Delaware, 8/30/07
- 426, Dave Corley vs. Northeastern, 10/28/00
- 414, Stan Yagiello vs. Miami (OH), 1982
- 409, Mike Potts at Towson, 11/4/06
- 406, Stan Yagiello vs. JMU, 9/28/85
- 401, David Murphy at Marshall, 11/5/83
- 399, Chris Garrity at ECU, 11/14/81
- 385, Greg DeGennaro at Bucknell, 9/20/86
- 381, Mike Cook at N. Iowa, 12/7/96*
- 378, Lang Campbell vs. Northeastern, 10/2/04
- 373, Mike Cook vs. UNH, 10/24/98
- 368, Lang Campbell at Liberty, 10/9/04
- 360, Dave Murphy vs. Rutgers, 10/22/83
- 355, Lang Campbell at Delaware, 10/23/04
- 352, Mike Cook at Ga. Southern, 9/6/97
- 346, Dave Corley vs. VMI, 9/14/02
- 345, Chris Hakel vs. Delaware, 9/14/91
- 345, Stan Yagiello vs. Norfolk St., 9/14/85
- 342, Lang Campbell vs. Delaware, 12/4/04*
- 339, Mike Cook vs. Hampton, 10/31/98
- 335, Jake Phillips vs. Liberty, 9/15/07
- 329, Chris Garrity vs. Richmond, 11/21/81
- 326, Dave Corley vs. Delaware, 9/28/02

*NCAA Playoff Game

Top Rushing Performances

- 257, Phil Mosser at Ohio Wes., 10/3/70
- 219, Derek Fitzgerald vs. Penn., 10/14/95
- 201, Alvin Porch at UConn., 10/18/97
- 198, Jon Smith at UNH, 10/19/02
- 189, Derek Fitzgerald at NU, 9/16/95
- 189, Derek Fitzgerald vs. Villanova, 10/23/93
- 186, Alvin Porch vs. Boston, 9/27/97
- 183, Alvin Porch vs. Delaware, 11/2/96
- 181, Robert Green at Navy, 9/21/91
- 180, Robert Green at Citadel, 9/8/90
- 177, Tyrone Shelton vs. ETSU, 11/4/89
- 177, Hameen Ali vs. Delaware, 10/10/98
- 173, Alvin Porch vs. Richmond, 11/15/97
- 172, Bill Bowman vs. WFU, 9/19/53
- 171, Jim Kruis vs. Navy, 10/16/76
- 170, Troy Keen at Furman, 9/17/94
- 165, Elijah Brooks at Towson, 11/4/06
- 165, Robert Green vs. VMI, 10/13/90
- 164, Tyrone Shelton at Furman, 11/3/90
- 164, Keith Fimian vs. Virginia, 9/18/76
- 159, Alvin Porch vs. JMU, 10/11/97

Top Receiving Performances

- 244, Dominique Thompson at Delaware, 10/23/04
- 240, David Conklin at VMI, 9/13/97
- 226, Mike Sutton at Marshall, 11/5/83
- 221, Dominique Thompson at LU, 10/9/04
- 211, Kurt Wrigley vs. Richmond, 11/21/81
- 198, Ron Gilliam vs. JMU, 9/28/85
- 195, Chris Rosier at UConn., 10/18/97
- 194, Rich Musinski vs. Delaware, 9/28/02
- 191, Rich Musinski at URI, 10/25/03
- 185, Dominique Thompson vs. UD, 12/4/04*
- 184, Chris Rosier at URI, 10/7/00
- 183, Glenn Bodnar at Colgate, 11/10/84
- 182, Dave Szydlik vs. JMU, 9/28/85
- 168, Chris Rosier at JMU, 10/28/00
- 164, Rich Musinski vs. UNH, 9/29/01
- 162, D.J. McAulay vs. Delaware, 8/30/07
- 162, Dave Conklin vs. UConn., 11/14/98
- 161, Rich Musinski at UMass, 9/1/01
- 158, Harry Mehre vs. Lehigh, 9/17/88
- 157, Corey Ludwig at Delaware, 9/11/93
- 157, D. Thompson vs. Northeastern, 10/2/04

*NCAA Playoff Game



Scoring Drives Chart

William and Mary Scoring Drives

Opponent	Obtained	Plays	Yards	TOP	Result	Quarter	Play
Delaware	Punt	20	80	8:23	FG	First	Pate 20-yard field goal
Delaware	Kickoff	5	61	2:07	TD	Thrid	Atchison 50-yard pass from Phillips
Delaware	Kickoff	3	54	0:33	TD	Fourth	Phillips 1-yard run
Delaware	Kickoff	4	68	1:34	TD	Fourth	McAulay 17-yard pass from Phillips
Delaware	Fumble	0	0	0:00	TD	Fourth	Wells 28-yard fumble return
VMI	Kickoff	8	73	2:58	TD	First	Holmes 8-yard run
VMI	Fumble	4	41	1:04	TD	First	Holmes 4-yard run
VMI	Punt	7	67	2:25	TD	Second	Mack 31-yard pass from Phillips
VMI	Kickoff	5	63	2:11	TD	Second	Holmes 4-yard run
VMI	Punt	2	27	0:29	TD	Second	Atchison 2-yard pass from Phillips
VMI	Downs	3	52	0:27	TD	Second	Dohse 22-yard pass from Phillips
VMI	Downs	7	72	3:31	TD	Third	Marriner 10-yard run
VMI	Kickoff	10	59	5:31	TD	Fourth	Schonder 6-yard run
VMI	Punt	9	53	4:28	TD	Fourth	Viola 4-yard run
Liberty	Kickoff	10	69	3:32	TD	First-Second	Holmes 8-yard run
Liberty	Kickoff	5	69	1:59	TD	Second	Dohse 27-yard pass from Phillips
Liberty	Kickoff	4	41	0:39	FG	Second	Pate 43-yard field goal
Liberty	Interception	9	80	4:34	TD	Third	Holmes 5-yard run
Liberty	Kickoff	9	59	3:20	FG	Fourth	Pate 19-yard field goal
Liberty	Possession	5	25	-	TD	OT1	Atchison 15-yard pass from Phillips
Liberty	Possession	6	25	-	TD	OT2	Phillips 1-yard run
Virginia Tech	Punt	9	94	3:07	FG	Second	Pate 22-yard field goal
Towson	Kickoff	4	-4	1:58	FG	Second	Pate 36-yard field goal
Towson	Interception	4	89	0:46	TD	Second	Mack 61-yard pass from Phillips
Towson	Punt	3	45	0:23	TD	Second	Nicholas 38-yard pass from Phillips
Towson	Interception	4	3	0:56	FG	Third	Pate 41-yard field goal
Towson	Interception	3	25	1:18	TD	Third	Viola 2-yard run
Villanova	Kickoff	6	61	2:51	TD	First	Phillips 7-yard run
Villanova	Kickoff	10	80	3:59	TD	First	Dohse 24-yard pass from Phillips
Villanova	Kickoff	16	54	7:44	FG	Second	Pate 41-yard field goal
Villanova	Kickoff	2	73	0:20	TD	Third	Mack 73-yard pass from Phillips

The Last Time It Happened



Team	
Shut out an opponent	56-0, vs. Liberty, 9/24/05
Was shut out	0-14, at Delaware, 11/1/97
Consecutive shutouts	at Northeastern (32-0), at New Hampshire (39-0), 1995
Scored 60-69 points	63-16 at VMI, 9/8/07
Scored 50-59 points	56-0, vs. Liberty, 9/24/05
Consecutive 50+ games	at Northeastern (53), vs. Villanova (51), 1993
Consecutive 40+ games	at VMI (63) 9/8/07, vs. Liberty (48) 9/15/07
Passed for 400+ yards	433, vs. Delaware, 8/30/07
Allowed 400+ passing yards	489, at Western Michigan, 9/5/03
Passed for 300+ yards	391, at Villanova, 10/6/07
Allowed 300+ passing yards	367, at Towson, 11/4/06
Rushed for 400+ yards	433, vs. Villanova, 10/23/99
Allowed 400+ yards rushing	509, vs. Furman, 9/18/99
Rushed for 300+ yards	335, vs. Liberty, 9/24/05
Rushed/Passed for 200+ yards	at VMI (249 rush, 275 pass), 9/8/07
Had 600+ yds of total offense	630, at Towson, 11/4/06
Allowed 600+ yards of total off	638, at Western Michigan, 9/6/03
Had 500-599 yds of total offense	524, vs. Liberty, 9/15/07
Allowed 500-599 yards total off	505, at Villanova, 10/6/07
Gained less than 100 yards total offense	None post 1981
Held opponent under 100 yards total offense82, at Bucknell, 9/21/96
Gained less than 50 rush yards	5, at Virginia Tech, 9/22/07
Held opponent under 50 rush yards	-6, vs. Liberty, 9/24/05
Gained less than 50 pass yards	30, vs. Boston, 9/19/92
Held opponent under 50 pass yards	22, at VMI, 9/8/07
Intercepted five passes	5, vs. Pennsylvania, 10/14/95
Had five passes intercepted	5, vs. Boston, 10/14/89
Scored a defensive touchdown	vs. Delaware (fumble return), 8/30/07
Allowed a defensive touchdown	at Virginia Tech (INT return), 9/22/07
Scored a special teams touchdown	vs. New Hampshire (Kickoff return), 10/8/05
Allowed a special teams touchdown	at Virginia Tech (Punt return), 9/22/07
Scored defensive and special teams touchdowns	at Richmond, 11/21/03
Allowed defensive and special teams touchdowns	at Virginia Tech, 9/22/07
Recorded a safety	vs. Villanova, 11/6/04
Surrendered a safety	vs. Delaware, 11/12/05
Won in overtime	(2 OT), 48-41, vs. Liberty, 9/15/07
Lost in overtime	31-34, at James Madison, 11/16/02
Tied an opponent	31-31, at Princeton, 9/23/89
Individual	
Passed for 400+ yds	433, J. Phillips vs. Delaware, 8/30/07
Opponent passed for 400+ yards	450, C. Munson at Western Michigan, 9/6/03
Passed for 300+ yards	335, J. Phillips vs. Liberty, 9/15/07
Opponent passed for 300+ yards	367, S. Schaefer, at Towson, 11/4/06
Passed for 200+ yards	243, J. Phillips at Virginia Tech, 9/22/07
Opponent passed for 200+ yards	208, S. Schaefer, vs. Towson, 9/29/07
Passed for 6 touchdowns	S. Knight, vs. Maine, 11/6/93
Opponent passed for 6 touchdowns	C. Munson, at Western Michigan, 9/6/03
Passed for 4+ touchdowns	4, J. Phillips, at Northeastern, 10/15/05
Opponent passed for 4+ touchdowns	4, A. Young, at Villanova, 10/6/07
Completed 30+ attempts	30, L. Campbell, vs. James Madison, 12/10/04
Opponent completed 30+ attempts	33, S. Schaefer, at Towson, 11/4/06
QB pass/rush for 100 yards	D. Corley (247 pass, 107 rush), at Villanova, 11/11/00
Opponent QB pass/rush for 100 yards	J. Eaton (128 pass, 106 rush), at Maine, 9/7/02
QB had 2 pass / 2 rush TDs	L. Campbell (2 pass, 2 rush), at North Carolina, 9/4/04
Opponent QB had 2 pass / 2 rush TDs	J. Davis (2 pass, 3 rush), at Rhode Island, 9/17/05
Rushed for 200+ yards	201, A. Porch, at Connecticut, 10/18/97
Had an opponent rush for 200+ yards	244, O. Cuff vs. Delaware, 8/30/07
Rushed for 100+ yards	107, C. Marriner at VMI, 9/8/07
Had an opponent rush for 100+ yards	139, N. Williams vs. Towson, 9/29/07
Two players rush for 100 yards	Troy Keen (158) and Derek Fitzgerald (140), vs. URI, 10/7/95
Two opponents rush for 100 yards	R. McGill (133) and J. Lewis (123), at UNC, 9/4/04
Two players with 100 receiving yds	C. Dohse (117) and E. Mack (105), at Villanova, 10/6/07
Two opponents with 100 receiving yards	D. Boler (155) and J. Long (108), at UD, 10/23/04
Had 200+ yards receiving	244, D. Thompson, at Delaware, 10/23/04
Opponent had 200+ yards receiving	206, C. Adams, vs. Hofstra, 10/6/01
Had 100+ receiving yds	117, D. Dohse, 105, E. Mack, at Villanova, 10/6/07
Opponent had 100+ yards receiving	105, M. Sherry, at Villanova, 10/6/07
Had 30+ carries	30, E. Brooks, vs. Villanova, 10/28/06
Opponent had 30+ carries	34, N. Williams, vs. Towson, 9/29/07
Rushed for 4+ touchdowns	(4) E. Brooks, vs. New Hampshire, 10/8/05
Opponent rushed for 4+ touchdowns	(6), O. Cuff, vs. Delaware, 8/30/07
Rushed for 3 touchdowns	D. Holmes at VMI, 9/8/07
Opponent rushed for 3 touchdowns	(6), O. Cuff, vs. Delaware, 8/30/07
Had 10+ receptions	11, J. Nicholas, vs. Delaware, 12/4/04
Opponent had 10+ receptions	11, D. Arnold, at Towson, 11/4/06
Had 3+ touchdown receptions	4, D. Thompson, at Delaware, 10/23/04
Opponent had 3+ touchdown receptions	3, T. Hinshaw, at Central Florida, 9/23/00
Had TD Rushing/TD Receiving	E. Brooks (3 rush, 1 receiving), vs. Liberty, 9/24/05
Opponent had TD Rushing/TD Receiving	B. Ore (1 rush, 1 receiving), at Virginia Tech, 9/22/07
Returned a kickoff for TD	S. Cason, 92 yards, vs. New Hampshire, 10/8/05
Had a kickoff returned for TD	J. Mathis, 93 yards, vs. Hampton, 11/27/04
Returned a punt for TD	M. Bobo, 69 yards, at Richmond, 11/21/03
Had a punt returned for TD	E. Royal, 60 yards, at Virginia Tech, 9/22/07
Returned a blocked punt for TD	S. McDermott, 12 yards, at Rhode Island, 9/7/96
Had a blocked punt returned for TD	C. Curry, 0 yards, vs. Villanova, 11/11/00
Blocked a field goal	T. McLaurin, 35 att., at Liberty, 10/14/06
Had a field goal blocked	B. Pritchard, 37-yards, vs. Richmond, 11/18/06
Blocked a punt	B. Burrow, vs. Delaware, 11/12/05
Had a punt blocked	M. Mesi, at Delaware, 10/23/04
Returned a fumble for TD	T. Wells, 28 yards, vs. Delaware, 8/30/07
Had a fumble returned for TD	J. Couch, 70 yards vs. Marshall, 9/1/05
Had 2+ interceptions	2, D. Cox, vs. Towson, 9/29/07
Opponent had 2+ interceptions	2, P. Sturdivant, at Virginia Tech, 9/22/07
Returned an INT for TD	Tre. McLaurin (14 yards), J. Miller (80 yards), at Villanova, 10/29/05
Had an INT returned for TD	B. Flowers, 49 yards, at Virginia Tech, 9/22/07
Made 4 Field Goals	B. Sterba, vs. Northeastern, 10/28/01
Opponent made 4 Field Goals	M. Husted, at Virginia, 10/24/92
Made 3 Field Goals	B. Pritchard, at Towson, 11/4/06
Opponent made 3 Field Goals	J. Dunlevy, at Virginia Tech, 9/22/07
Kicked a 50+ yard Field Goal	50, G. Kuehn, at Rhode Island, 9/17/05
Opponent kicked a 50+ yard Field Goal	51, C. McCormack, vs. New Hampshire, 10/15/03
2-point run	L. Campbell, vs. James Madison, 12/10/04
Opponent 2-point run	C. Cross, vs. Villanova, 11/27/01
2-point reception	J. Nicholas, vs. Northeastern, 10/2/04
Opponent 2-point reception	R. Jennings, vs. Liberty, 9/15/07



Single-Game Records

Individual Records

Scoring

Most Points

36, Bill Palese vs. Bridgewater, 1931

Most Touchdowns

6, Bill Palese vs. Bridgewater, 1931

Most PATs

9, B. Pate at VMI, 2007

8, Greg Kuehn vs. Liberty, 2005

8, Greg Kuehn vs. VMI, 2002

8, Terry Regan vs. Davidson, 1972

Most Field Goals

4, Chris Dawson vs. Lehigh, 1992

4, Brian Shallcross vs. VU, 1995

4, Brett Sterba vs. Northeastern, 2000

Total Offense

Most Yards

462, **Jake Phillips** vs. Delaware, 2007

454, David Corley vs. Northeastern, 2000

Rushing

Rush Attempts

37, Wes Meeteer vs. Davidson, 1969

37, Troy Keen vs. Northeastern, 1994

37, Derek Fitzgerald vs. Penn, 1995

Rushing Yards

257, Phil Mosser vs. Ohio Wesl., 1970

Passing

Pass Attempts

53, Lang Campbell vs. UD, 2004

52, Mike Cook vs. UNH, 1998

Completions

35, Dave Murphy vs. Rutgers, 1983

Passing Yards

433, **Jake Phillips** vs. Delaware, 2007

426, David Corley vs. Northeastern, 2000

Touchdown Passes

6, Shawn Knight vs. Maine, 1993

Receiving

Receptions

13, Rich Musinski vs. URI, 2003

13, Glen Bodnar vs. Colgate, 1984

Receiving Yards

244, Dominique Thompson at UD, 2004

240, Dave Conklin vs. VMI, 1997

TD Receptions

4, Dominique Thompson at UD, 2004

4, Vito Ragazzo vs. WFU, 1949

4, Corey Ludwig vs. Maine, 1993

Sacks

3.5, Luke Cullinane vs. VU, 1996

Interceptions

4, Jack Bruce vs. Richmond, 1947

Individual Long Plays

Rush from scrimmage

95 yds, John Truehart vs. Elon, 1934

Pass Completion

87 yds, Lang Campbell to Dominique Thompson at Delaware, 2004

87 yds, Dan Henning to Tom Scott vs. Navy, 1961

Punt

77 yds, Russell Brown, 1972

77 yds, Joe Agee, 1975

77 yds, Jack Freeman, 1942

Punt Return

101 yds, Dale Worrall vs. Bridgewater, 1932

Kickoff Return

100 yds, Dick Pawlewicz vs. UVA, 1974

Run With Fumble

91 yds, Meb Davis vs. Columbia, 1926

Run with Interception

93 yds, Marvin Graham vs. Virginia Tech, 1946

Field Goal

53 yds, Steve Christie vs. ETSU, 1987

53 yds, Steve Christie vs. UVA, 1988

53 yds, Brett Sterba vs. Delaware, 2000

Team Records

Most Points Scored

95, vs. Bridgewater, 1931

Most Points Allowed

93, by Delaware, 1915

Most Yards Gained

681, vs. Richmond, 1991

Most Plays

100, vs. Virginia Tech, 1971

Rushing Yards

453, vs. Ohio Wesleyan, 1970

433, vs. Villanova, 1993

419, vs. Delaware, 1973

417, vs. Richmond, 1974

413, vs. VMI, 1993

Pass Attempts

55, vs. Virginia Tech, 1971

Pass Completions

35, vs. Rutgers, 1983

Passing Yards

498, vs. VMI, 1997

426, vs. Northeastern, 2000

414, vs. Miami (Ohio), 1982

412, vs. JMU, 1985

403, vs. East Carolina, 1981

First Downs

36, vs. VMI, 1991

36, vs. VMI, 1993

35, vs. Liberty, 2005

Most Interceptions

6, vs. Wake Forest, 1947

Best Defense Against the Run

-39 yds, vs. Colgate, 1988

-39 yds, vs. Villanova, 1996

-11 yds, Quantico, 1967

-6 yds, vs. Liberty, 2005

-6 yds, vs. Villanova, 1993

Best Defense Against the Pass

9 yds, vs. UMass, 1995

9 yds, vs. East Carolina, 1980

9 yds, vs. Appalachian State, 1976

10 yds, vs. Furman, 1999

11 yds, vs. VMI, 1993

Active players in bold.

Game-By-Game Results

Game 1

Delaware 49, William and Mary 31

Aug. 30 | Williamsburg, Va. | Zable Stadium | 7:30 p.m.

WILLIAMSBURG (8/30/07) -- Omar Cuff tied a NCAA FCS record with seven touchdowns, including six rushing, to lead the 19th-ranked Blue Hens past W&M, 49-31, in the inaugural CAA Football game at Zable Stadium.

Despite a school-record 433 passing yards from Tribe quarterback Jake Phillips, the Delaware stole the show with a powerful offensive attack. Cuff ran for a career-high 244 yards and school-record six touchdowns on 30 attempts and also set a school record with seven total touchdowns, which included a 19-yard scoring catch from Joe Flacco.

Flacco completed 19 of 23 attempts for 202 yards with the one scoring pass to Cuff.

Cuff's six rushing touchdowns, and seven overall, were both conference records.

Phillips connected on 26 of 41 attempts with two touchdowns, surpassing the previous school record of 426 passing yards set by David Corley, Jr. against Northeastern in 2000.

D.J. McAulay finished with seven receptions for a career-high 162 yards and a touchdown, and tight Drew Atchison finished with six catches for a career-best 139 yards and a score.

DeBrian Holmes rushed for 53 yards, and Phillips added 29 yards rushing and a touchdown. W&M finished with 542 total yards of offense.

Terrell Wells scored on a 28-yard fumble return for the Tribe in the fourth.



Jake Phillips passed for a school record 433 yards in the loss to Delaware.

	1	2	3	4	Final
Delaware	0	21	7	21	49
William and Mary	3	0	7	21	31

Scoring Summary

Qtr	Team	Score	Time
1st	W&M	FG Pate 20	3:59
2nd	UD	Cuff 1 run (Striefsky kick)	14:57
	UD	Cuff 38 run (Striefsky kick)	10:51
	UD	Cuff 1 run (Striefsky kick)	2:09
3rd	W&M	Atchison 50 pass from Phillips (Pate kick)	12:53
	UD	Cuff 2 run (Striefsky kick)	9:08
4th	UD	Cuff 20 run (Striefsky kick)	14:54
	W&M	Phillips 1 run (Pate kick)	14:21
	UD	Cuff 19 pass from Flacco (Striefsky kick)	12:47
	W&M	McAulay 17 pass from Phillips (Pate kick)	11:13
UD	Cuff 10 run (Striefsky kick)	9:06	
W&M	Wells 28 fumble return (Pate kick)	5:17	

	W&M	UD
First Downs	26	26
Rushes - Yards	33-109	46-281
Att-Cmp-Int	42-26-0	23-19-0
Pass Yards	433	202
Total Offense	542	483
Total Plays	75	69
Fumbles - Lost	1-0	1-1
3rd Down Conv.	4-14	7-10
Penalties - Yards	7-67	4-45
Sacks by - Yards	1-7	3-13
Time of Possession	30:05	29:55

Rushing - W&M: Holmes 17-53, Phillips 11-29 (TD), Marriner 4-21, McAulay 1-6. **UD:** Cuff 30-244 (6 TD), Michaud 7-39, Broyles 6-8, TEAM 1-(-3), Flacco 2-(-7).

Passing - W&M: Phillips 41-26-0, 433, 2 TD. **UD:** Flacco 23-19-0, 202, TD.

Receiving - W&M: McAulay 7-162 (TD), Atchison 6-139 (TD), Archer 5-58, Mack 4-53, Holmes 2-20, Otey 1-10, Marriner 1-(-9). **UD:** Michaud 5-75, Cuff 4-52 (TD), Mackey 2-19, Baker 2-14, Heydt 2-12, Agnone 2-8, Crosby 1-14, Love 1-8.

Defense - W&M: Pigram 13 (5 solo, TFL), Rutter 11, Livingston 10 (5 solo), Horvath 6 (FF, TFL, 4 solo), Cox 6, Lissemore 3 (TFL, sack), Wells 1 (28-yard FR for TD).

Attendance: 11,639; **Time:** 3:22; **Weather:** 80, Partly Cloudy

Game 2

William and Mary 63, VMI 16

Sept. 8 | Lexington, Va. | Foster Stadium | 1 p.m.

LEXINGTON, Va. (9/8/07) -- Jake Phillips and DeBrian Holmes paced a near flawless first-half offensive performance to help lead William and Mary to a 63-16 victory over VMI at Foster Stadium.

The Tribe picked up its first win of the season and 22nd consecutive victory over the Keydets in a series that dates back to 1905.

Phillips completed 13 of his 15 first-half attempts for 242 yards and three touchdowns, and Holmes rushed for three scores, as the Tribe raced out to a 42-10 halftime edge.


W&M went on to record over 500 yards of total offense for the second time in as many games, finishing with 524 to VMI's 271.

Cameron Dohse had four catches for 77 yards and a touchdown in his first start, and Elliott Mack recorded four receptions for 73 yards and a score.

Courtland Marriner led the ground attack with a career-high 107 yards and a touchdown on 13 attempts. Tony Viola and Thomas Schonder added rushing touchdowns for the Tribe.

David Caldwell led a solid defensive effort, collecting a career-best 15 total tackles, including nine solo stops and 1.5 tackles for loss. Josh Rutter recovered a pair of fumbles, and Evan Francks had a sack.

Brian Pate connected on all nine of his point-after attempts, setting a school record for extra points in a single game.



David Caldwell recorded a career-high 15 tackles in the win over VMI.

	1	2	3	4	Final
William and Mary	14	28	7	14	63
VMI	3	7	0	6	16

Scoring Summary

Qtr	Team	Score	Time
1st	VMI	FG Sweeney 24	10:52
1st	W&M	Holmes 8 run (Pate kick)	7:54
	W&M	Holmes 4 run (Pate kick)	3:34
	W&M	Mack 31 pass from Phillips (Pate kick)	13:20
2nd	VMI	Abegesah 23 run (Sweeney kick)	11:26
	W&M	Holmes 4 run (Pate kick)	9:15
2nd	W&M	Atchison 2 pass from Phillips (Pate kick)	2:16
	W&M	Dohse 22 pass from Phillips (Pate kick)	0:22
	W&M	Marriner 10 run (Pate kick)	4:19
3rd	W&M	Marriner 10 run (Pate kick)	4:19
4th	VMI	Jackson 1 run (Kick blocked)	14:08
	W&M	Schonder 6 run (Pate kick)	8:37
W&M	Viola 4 run (Pate kick)	1:48	

	W&M	VMI
First Downs	31	17
Rushes - Yards	47-249	58-249
Att-Cmp-Int	21-18-0	5-3-0
Pass Yards	275	22
Total Offense	524	271
Total Plays	68	63
Fumbles - Lost	2-1	3-2
3rd Down Conv.	4-7	2-12
Penalties - Yards	0-0	2-10
Sacks by - Yards	2-9	0-0
Time of Possession	27:41	32:19

Rushing - W&M: Marriner 13-107 (TD), Viola 12-56 (TD), Schonder 6-45 (TD), Holmes 9-42 (3 TD), Hobson 2-8, Mack 2-7, Phillips 2-(-4), D. Miller 1-(-12). **VMI:** Abegesah 9-80 (TD), Robinson 16-52, Jackson 6-34 (TD), Itoka 4-31, Rainey-Wiles 11-19, Hughes 8-18, Collins 2-8, Maypray 2-7.

Passing - W&M: Phillips 15-13-0, 242, 3 TD; Potts 6-5-0, 33. **VMI:** Robinson 4-2-0, 18; Hughes 1-1-0, 4.

Receiving - W&M: Dohse 4-77 (TD), Mack 4-73 (TD), Varno 2-53, Archer 2-46, Holmes 2-20, Conyers 1-7, Dill 1-4, Atchison 1-2 (TD), Marriner 1-(-7). **VMI:** Rainey-Wiles 1-18, Maypray 1-4, Jackson 1-0.

Defense - W&M: Caldwell 15 (9 solo, 1.5 TFL, FF, PBU), Livingston 9 (6 solo), Dewispeleare 8, Rutter 8 (2 FR), Lissemore 7, Horvath 6 (3 solo), Francks 5 (TFL, sack), Herbert 4 (Blocked PAT), Jones 1 (TFL, FF).

Attendance: 6,830; **Time:** 2:36; **Weather:** 91, Sunny, Warm



Game-By-Game Results

Game 3

William and Mary 48, Liberty 41

Sept. 15 | Williamsburg, Va. | Zable Stadium | 7 p.m.

WILLIAMSBURG (9/15/07) -- Jake Phillips scored on a 1-yard dive, and the Tribe defense came up with a big stop in double-overtime to defeat Liberty, 48-41, at Zable Stadium.

Phillips' 15-yard touchdown pass to Drew Atchison in the first overtime sent the game into the second extra session.

Phillips completed 20 of 28 attempts for 335 yards and three touchdowns in total and finished with 19 yards rushing, including the 1-yard keeper that proved to be the game-winner.

Atchison finished with six catches for 103 yards, and Cameron Dohse (27 yards) and Elliott Mack (7 yards) also had touchdown receptions.

DeBriam Holmes rushed for 96 yards on 28 carries and scored twice on the ground. Tony Viola rushed for 57 yards on 15 attempts, mainly coming in an impressive second-half and overtime performance.

Brian Pate kicked a pair of field goals, including a key career-long 43-yarder as time expired in the first half, and was perfect on six PAT attempts.

Josh Rutter paced the defense with 15 total tackles, and David Caldwell and Derek Cox each had interceptions.



Jake Phillips goes over the top for a 1-yard TD run in double OT vs. Liberty.

	1	2	3	4	OT1	OT2	Final
Liberty	7	6	6	15	7	0	41
William and Mary	0	17	7	10	7	7	48

Scoring Summary

Qtr	Team	Score	Time
1st	LU	Jennings 2 run (Greenbaum kick)	2:56
2nd	W&M	Holmes 8 run (Pate kick)	14:24
	LU	FG Greenbaum 37	8:06
	W&M	Dohse 27 pass from Phillips (Pate kick)	6:07
	LU	FG Greenbaum 31	0:39
W&M	FG Pate 43	0:00	
	W&M	Holmes 5 run (Pate kick)	4:14
3rd	W&M	Bolden 13 pass from Smith (Rush failed)	1:48
	LU	Mack 7 pass from Phillips (Pate kick)	13:28
4th	W&M	Mack 7 pass from Phillips (Pate kick)	12:11
	LU	Jennings 12 run (Greenbaum kick)	7:12
W&M	FG Pate 19	0:16	
	LU	Terrell 3 run (Jennings pass from Smith)	--
OT1	LU	Jennings 25 run (Greenbaum kick)	--
	W&M	Atchison 15 pass from Phillips (Pate kick)	--
OT2	W&M	Phillips 1 run (Pate kick)	--

	LU	W&M
First Downs	24	30
Rushes - Yards	37-182	48-171
Att-Cmp-Int	35-25-2	30-21-0
Pass Yards	203	353
Total Offense	385	524
Total Plays	74	78
Fumbles - Lost	0-0	1-1
3rd Down Conv.	7-15	6-11
Penalties - Yards	9-70	13-87
Sacks by - Yards	1-5	0-0
Time of Possession	29:14	30:46

Rushing - W&M: Holmes 23-96 (2 TD), Viola 15-57, Phillips 9-19 (TD), TEAM 1-(-1). LU: Jennings 28-114 (2 TD), Terrell 7-58 (TD), Smith 1-7, Jackson 1-3.

Passing - W&M: Phillips 28-20-0, 335, 3 TD; Potts 2-1-0, 18. LU: Smith 37-25-2, 202, 2 TD.

Receiving - W&M: Atchison 6-103 (TD), Mack 5-71 (TD), Archer 3-56, Dohse 2-67 (TD), Viola 2-14, Varno 1-20, Nicholas 1-17, Falbo 1-5. LU: Turner 8-55, Crawford 5-50, Jackson 4-41, Bolden 4-35 (TD), Jennings 3-14 (TD), Luck 1-8.

Defense - W&M: Rutter 15 (7 solo), Harris 11 (7 solo, PBU), Caldwell 8 (TFL, INT), Pigram 8 (PBU), Tracy 6 (TFL), Cox 3 (INT, PBU).

Attendance: 9,329; **Time:** 3:30; **Weather:** 79, Clear

Game 4

Virginia Tech 44, William & Mary 3

Sept. 22 | Blacksburg, Va. | Lane Stadium | 1:30 p.m.

BLACKSBURG, Va. (9/22/07) -- Brandon Ore scored two first-half touchdowns, and the Virginia Tech defense and special teams each turned in big plays early to help the 17th-ranked Hokies cruise past William and Mary, 44-3, at Lane Stadium.

Virginia Tech went in front 6-0 on a pair of Jud Dunlevy field goals on its first two possessions, and Ore's 2-yard touchdown run extended the margin to 13-0.

Brandon Flowers returned an interception 49 yards for a touchdown, giving the Hokies a 20-0 edge, and Eddie Royal later returned a punt 60 yards for a touchdown to make it 34-0.

The Tribe, which saw its two-game winning streak snapped, scored its only points on a 22-yard field goal by Brian Pate.

Jake Phillips finished with 243 yards passing, completing 17-of-40 attempts, but was picked off three times. Drew Atchison was the Tribe's leading receiver with five catches for 81 yards. Joe Nicholas finished with 63 yards on two receptions, and R.J. Archer had three catches for 39 yards.

Against a stout defensive effort by the Tribe in the second half, Virginia Tech gained only 94 total yards and just four first downs. The Hokies finished with 287 total yards to the Tribe's 262.

Adrian Tracy recorded 3.0 tackles for loss, including one of the team's season-high four quarterback sacks. David Caldwell paced the Tribe with 10 total tackles, including one behind the line of scrimmage. Josh Rutter and Sean Lissemore also recorded sacks.

Thomas Schonder was the Tribe's leading rusher with 42 yards on nine carries, though W&M finished with a net of only five yards rushing.



Adrian Tracy records one of the Tribe's four quarterback sacks at Virginia Tech.

	1	2	3	4	Final
William and Mary	0	3	0	0	3
Virginia Tech	27	14	3	0	44

Scoring Summary

Qtr	Team	Score	Time
1st	VT	FG Dunlevy 25	11:58
	VT	FG Dunlevy 27	7:37
	Ore 2 run (Dunlevy kick)	4:47	
	VT	Flowers 49 INT return (Dunlevy kick)	3:56
	VT	Lewis 8 run (Dunlevy kick)	0:17
2nd	VT	Royal 60 punt return (Dunlevy kick)	13:56
	W&M	FG Pate 22	5:07
3rd	VT	Ore 34 pass from Taylor (Dunlevy kick)	2:13
	VT	FG Dunlevy 38	7:51

	W&M	VT
First Downs	13	12
Rushes - Yards	28-5	38-133
Att-Cmp-Int	46-19-3	27-151-0
Pass Yards	257	154
Total Offense	262	287
Total Plays	74	65
Fumbles - Lost	1-0	1-0
3rd Down Conv.	3-18	4-16
Penalties - Yards	3-25	11-95
Sacks by - Yards	4-25	5-42
Time of Possession	29:57	30:03

Rushing - W&M: Viola 10-17, Schonder 9-42, Archer 1-(-1), Potts 1-(-9), Phillips 6-(-27). VT: Lewis 10-43 (TD), Ore 10-25 (TD), Taylor 5-52, Holt 4-10, Pickle 2-8, Cheeseman 4-6, Glennon 1-(-10).

Passing - W&M: Phillips 40-17-3, 243; Potts 6-2-0, 14. VT: Taylor 13-6-0, 72, TD; Glennon 9-5-0, 49; Holt 5-4-0, 33.

Receiving - W&M: Atchison 5-81, Archer 3-39, Nicholas 2-63, Mack 2-30, Varno 2-10, Viola 2-4, Dohse 1-16, Falbo 1-10, Schonder 1-4. VT: Ore 4-48 (TD), Smith 2-39, Wheeler 2-15, Boone 1-14, Drager 1-9, Luckett 1-9, Hyman 1-8, Lewis 1-6, Whitaker 1-5, Perez 1-1.

Defense - W&M: Caldwell 10 (TFL), Tracy 6 (3.0 TFL, sack), Lissemore 5 (1.5 TFL, sack), Rutter 5 (Sack, PBU), Cox 3 (0.5 TFL), Jean-Pierre 3 (Sack).

Attendance: 66,233; **Time:** 3:14; **Weather:** 78, Partly Cloudy

Game-By-Game Results

Game 5

William and Mary 27, Towson 22

Sept. 29 | Williamsburg, Va. | Zable Stadium | 1 p.m.

WILLIAMSBURG (9/29/07) -- Jake Phillips passed for two touchdowns, and the William and Mary defense came up with two big fourth quarter stops to secure a 27-22 victory over Towson in CAA Football action at Zable Stadium.

Phillips passed for 179 yards and also rushed for a season-high 42 yards to help W&M win its first home conference game since 2005. The Tribe also snapped a three-game losing streak in league games.

Towson pulled within 27-22 on Sean Schaefer's 29-yard touchdown pass to Demetrius Harrison with 10:55 remaining, but the Tigers couldn't avoid their third consecutive conference loss and fifth-straight defeat in the series.

Tony Viola rushed for 24 yards on six carries, including a 2-yard touchdown run in the third quarter that proved to be the difference.

Towson held a 422-284 advantage in total yards, but the Tribe defense forced three turnovers, in addition to the two timely stops late.

Derek Cox had two interceptions, and Sean Lissemore recorded his first career pick. David Caldwell led the defensive effort with 14 total tackles, including 10 unassisted stops.

Elliott Mack had a 61-yard touchdown reception, and Joe Nicholas turned in a 38-yard catch run for a touchdown as the Tribe erased a 13-0 deficit in a four-minute span in the second quarter. Brian Pate started the Tribe run with a 36-yard field goal and would later add a 41-yarder.

Courtland Marriner and Thomas Schonder each finished with 20 yards rushing. Nicholas and R.J. Archer each finished with three receptions.



Derek Cox returns his second interception 69 yards in the win over Towson.

	1	2	3	4	Final
Towson	10	6	0	6	22
Virginia Tech	0	17	10	0	27

Scoring Summary

Qtr	Team	Score	Time
1st	TU	FG Bencivengo 27	10:23
	TU	Williams 3 run (Bencivengo kick)	3:09
2nd	TU	FG Bencivengo 20	8:05
	W&M	FG Pate 36	5:46
	W&M	Mack 61 pass from Phillips (Pate kick)	2:38
	W&M	Nicholas 38 pass from Phillips (Pate kick)	1:19
	TU	FG Bencivengo 37	0:00
3rd	W&M	FG Pate 41	13:09
	W&M	Viola 2 run (Pate kick)	7:48
4th	TU	Harrison 29 pass from Schaefer (Pass failed)	10:55

	TU	W&M
First Downs	24	12
Rushes - Yards	44-214	33-105
Att-Cmp-Int	40-21-3	23-10-1
Pass Yards	208	179
Total Offense	422	284
Total Plays	84	56
Fumbles - Lost	3-0	1-0
3rd Down Conv.	5-16	4-15
Penalties - Yards	7-45	3-35
Sacks by - Yards	2-9	0-0
Time of Possession	33:58	26:02

Rushing - W&M: Marriner 11-20, Phillips 8-42, Schonder 7-20, Viola 6-24 (TD). **TU:** Williams 34-139 (TD), Castor 8-73, Schaefer 2-2.

Passing - W&M: Phillips 23-10-1, 179, 2 TD. **TU:** Schaefer 40-21-3, 208, TD.

Receiving - W&M: Nicholas 3-56 (TD), Archer 3-30, Mack 1-61 (TD), Dohse 1-17, Schonder 1-12, Atchison 1-3. **TU:** Lee 9-69, Harrison 5-75 (TD), Perry 2-30, Tongu 2-4, Cegles 1-11, Williams 1-10, Godlasky 1-9.

Defense - W&M: Caldwell 14 (10 solo, TFL), Pigram 9 (6 solo, TFL), Livingston 9 (6 solo, 4 PBU), Rutter 7, Tracy 6 (TFL, 6 solo), Cox 6 (2 INT, 3 PBU), Lissemore 3 (INT), Herbert 3 (2 PBU).

Attendance: 10,094; **Time:** 2:58; **Weather:** 80, Breezy, Clear

Game 6

Villanova 63, William and Mary 24

Oct. 6 | Villanova, Pa. | Villanova Stadium | 6 p.m.

VILLANOVA, Pa. (10/6/07) -- Villanova quarterback Antwon Young passed for four touchdowns and rushed for another in a 63-24 victory over William and Mary at Villanova Stadium.

Young completed 20 of 26 attempts for 216 yards and rushed for 38 yards on five attempts, and Villanova won its third straight in the series. The Wildcats' 63-point total was the highest against the Tribe in a league game.

W&M put itself in a big hole early, losing two fumbles on kickoff returns, both of which led to short Villanova touchdown drives. The Wildcats, which scored on its first five possessions, led 28-7 with 4:06 remaining in the opening quarter, before the Tribe offense took the field for the second time.

Jake Phillips passed for 291 yards and two touchdowns and also rushed for a score. Cameron Dohse recorded career-highs with six receptions and 117 yards and scored on a 24-yard pass from Phillips. Elliott Mack also went over the 100-yard receiving mark with 105 yards on three catches. Eric Robertson and Marshall Dill also set career marks for receptions with five and three, respectively.

Courtland Marriner rushed for 81 yards on 16 attempts, and Brian Pate connected on a 41-yard field goal attempt.



Jake Phillips scores on a 7-yard touchdown run in the loss at Villanova.

	1	2	3	4	Final
William and Mary	14	3	7	0	24
Villanova	28	7	21	7	63

Scoring Summary

Qtr	Team	Score	Time
1st	VU	Dicken 10 run (Marcoux kick)	12:13
	W&M	Phillips 7 run (Pate kick)	9:14
	VU	Sherry 39 pass from Young (Marcoux kick)	7:21
	VU	Atkinson 16 pass from Young (Marcoux kick)	6:18
	VU	Young 1 run (Marcoux kick)	4:06
	W&M	Dohse 24 pass from Phillips (Pate kick)	0:07
2nd	VU	Ragone 31 pass from Atkinson (Marcoux kick)	12:23
	W&M	FG Pate 41	4:33
3rd	VU	Harvey 24 pass from Young (Marcoux kick)	9:27
	VU	Sherry 4 pass from Young (Marcoux kick)	3:17
	W&M	Mack 73 pass from Phillips (Pate kick)	2:51
	VU	Babbaro 33 run (Marcoux kick)	0:40
4th	VU	Babbaro 25 pass from Whitney (Marcoux kick)	7:31

	W&M	VU
First Downs	25	23
Rushes - Yards	29-70	40-233
Att-Cmp-Int	48-26-0	28-22-0
Pass Yards	391	272
Total Offense	461	505
Total Plays	77	68
Fumbles - Lost	4-3	1-0
3rd Down Conv.	8-15	9-13
Penalties - Yards	2-15	10-99
Sacks by - Yards	0-0	5-32
Time of Possession	29:00	31:00

Rushing - W&M: Marriner 16-81, Phillips 8-(9) (TD), Schonder 3-3, Viola 1-3, Mack 1-(8). **VU:** Dicken 18-80 (TD), Ball 11-68, Young 5-38 (TD), Babbaro 2-35 (TD), Whitney 2-10, Ragone 1-3.

Passing - W&M: Phillips 30-16-0, 291, 2 TD; Potts 18-10-0, 100. **VU:** Young 26-20-0, 216, 4 TD; Whitney 1-1-0 25, TD; Atkinson 1-1-0, 31, TD.

Receiving - W&M: Dohse 6-117 (TD), Robertson 5-56, Archer 5-47, Mack 3-105 (TD), Dill 3-24, Varno 2-20, Atchison 2-21, Marriner 1-1. **VU:** Sherry 7-105 (2 TD), Harvey 3-42 (TD), Babbaro 3-33 (TD), Atkinson 3-26 (TD), Ridley 2-20, Ragone 1-31 (TD), Szczur 1-8, Bradway 1-5, Dicken 1-2.

Defense - W&M: Tracy 9 (6 solo), Pigram 8 (5 solo, TFL), Livingston 7, Herbert 3 (TFL), Steinman 2 (TFL).

Attendance: 8,721; **Time:** 3:11; **Weather:** 81, Clear



Quarterback Club Awards

2007 Quarterback Club Weekly Awards - Villanova 10/6

Offense



Jake Phillips, Jr., QB

Phillips completed 16 of 30 attempts for 291 yards and two touchdowns in the loss at Villanova. He also rushed for a 7-yard touchdown in the first quarter.

Previous Winners

Delaware - Aug. 30

Jake Phillips, QB, Jr.

Passed for school record 433 yards and two touchdowns.

VMI - Sept. 8

Jake Phillips, QB, Jr.

Completed 13-of-15 attempts for 242 yards and three TDs.

Liberty - Sept. 15

DeBrian Holmes, RB, Jr.

Rushed for a career-high 96 yards and two touchdowns.

Virginia Tech - Sept. 22

Drew Atchison, TE, Sr.

Team-high five receptions for 81 yards.

Towson - Sept. 29

Brad Stewart, OL, Sr.

Villanova - Oct. 6

Jake Phillips, QB, Jr.

Passed for 291 yards (16-30) and two TDs. Rushed for one TD.

Defense



Michael Pigram, Jr., LB

Pigram recorded eight total tackles against the Wildcats, including an unassisted stop behind the line of scrimmage.

Previous Winners

Delaware - Aug. 30

Derek Cox, DB, Jr.

Recorded six total tackles, three solos, and one PBU.

VMI - Sept. 8

David Caldwell, DB, So.

Career-high 15 total tackles, 1.5TFL, FF, PBU

Liberty - Sept. 15

Josh Rutter, Jr., LB

Season-high 15 TT, seven solo.

Virginia Tech - Sept. 22

Adrian Tracy, So., DE

Six TT, 3.0TFL, 1.0 sack

Towson - Sept. 29

Robert Livingston, So., FS

Nine TT, six solo, four pass break-ups

Villanova - Oct. 6

Michael Pigram, Jr., LB

Eight TT, five solo, solo tackle for loss.

Special Teams



None

Previous Winners

Delaware - Aug. 30

Fred Johnson, DB, So.

Recorded two tackles in kickoff coverage.

VMI - Sept. 8

Brian Pate, PK, So.

Connected on 9-of-9 point-after attempts.

Liberty - Sept. 15

R.J. Archer, So., Holder/WR

Holder on two FG and six PATs; Three receptions for 57 yards.

Virginia Tech - Sept. 22

David Caldwell, So., KR

Four kickoff returns for 98 yards, including long of 31 yards.

Towson - Sept. 29

Rob Varno, So., TE

One solo tackle in kick coverage

Villanova - Oct. 6

None

Career Game-Highs

Offensive Individual Career Game Highs

Quarterbacks

Jake Phillips, Jr.

Passing

Att. 43 . . . vs. Maine, 2006
 Cmp. 25 . . . vs. Delaware, 2007
 Cmp. % 90.0 . . . at Northeastern, 2005
 Yards 433 . . . vs. Delaware, 2007
 Long 73 . . . at Villanova, 2007
 TDs 4 . . . at Northeastern, 2005
 INTs 3 . . . at Virginia Tech, 2007
 Sacked 6 . . . at James Madison, 2006

Rushing

Att. 15 . . . vs. James Madison, 2005
 Yards 57 . . . vs. James Madison, 2005
 TDs 2 . . . (2) last vs. Delaware, 2005
 Long 20 . . . vs. Towson, 2007

Mike Potts, Sr.

Passing

Att. 50 . . . at Massachusetts, 2006
 Cmp. 28 . . . at Towson, 2006
 Cmp. % 90.0 . . . at Maryland, 2006
 Yards 409 . . . at Towson, 2006
 Long 76 . . . at Towson, 2006
 TDs 2 . . . (5) last at Delaware, 2006
 INTs 3 . . . at Delaware, 2006
 Sacked 3 . . . at Rhode Island, 2005

Rushing

Att. 5 . . . at Rhode Island, 2005
 Yards 7 . . . vs. Liberty, 2005
 TDs 1 . . . vs. Villanova, 2006
 Long 3 . . . at Towson, 2006

Completion % - (Minimum 10 attempts)

Running Backs

DeBrian Holmes, Jr.

Rushing

Att. 23 . . . vs. Liberty, 2007
 Yards 96 . . . vs. Liberty, 2007
 TDs 3 . . . at VMI, 2007
 Long 27 . . . vs. New Hampshire, 2005

Receiving

Rec. 7 . . . vs. Delaware, 2005
 Yards 52 . . . vs. Delaware, 2005
 TDs 1 . . . at VMI, 2005
 Long 24 . . . at Towson, 2006

Courtland Marriner, R-Fr.

Rushing

Att. 16 . . . at Villanova, 2007
 Yards 107 . . . at VMI, 2007
 TDs 1 . . . at VMI, 2007
 Long 16 . . . at VMI, Villanova, 2007

Receiving

Rec. 1 . . . (3), last at Villanova, 2007
 Yards 1 . . . at Villanova, 2007
 TD 0
 Long 1 . . . at Villanova, 2007

Tony Viola, Sr.

Rushing

Att. 15 . . . vs. Liberty, 2007
 Yards 85 . . . vs. Liberty, 2005
 TDs 1 . . . (3), last vs. Towson, 2007
 Long 35 . . . at Towson, 2004

Receiving

Rec. 2 . . . Twice, last at VT, 2007
 Yards 18 . . . at Marshall, 2005
 TDs 1 . . . at Marshall, 2005
 Long 18 . . . at Marshall, 2005

Thomas Schonder, R-Fr.

Rushing

Att. 9 . . . at Virginia Tech, 2007
 Yards 45 . . . at VMI, 2007
 TDs 1 . . . at VMI, 2007
 Long 29 . . . at Virginia Tech, 2007

Receiving

Rec. 1 . . . (2) last vs. Towson, 2007
 Yards 12 . . . vs. Towson, 2007
 TDs 0
 Long 12 . . . vs. Towson, 2007

Matty Otey, Sr. (FB)

Rushing

Att. 2 . . . at Towson, 2004
 Yards 6 . . . at Towson, 2005
 TDs 1 . . . at Marshall, 2005 (FR)
 Long 5 . . . at Towson, 2004

Receiving

Rec. 1 . . . (6) last vs. Delaware, 2007
 Yards 10 . . . vs. Delaware, 2007
 TDs 1 . . . (4) last at Delaware, 2006
 Long 1 . . . vs. Delaware, 2007

Graham Falbo, Sr., (FB)

Rushing

Att. 0
 Yards 0
 TDs 0
 Long 0

Receiving

Rec. 1 . . . Twice, last at VT, 2007
 Yards 10 . . . at Virginia Tech, 2007
 TDs 0
 Long 10 . . . at Virginia Tech, 2007

Jimmy Hobson, R-Fr. (FB)

Rushing

Att. 2 . . . at VMI, 2007
 Yards 8 . . . at VMI, 2007
 TDs 0
 Long 4 . . . at VMI, 2007

Receiving

Rec. 0
 Yards 0
 TDs 0
 Long 0

Wide Receivers/Tight Ends

Joe Nicholas, Sr. (WR)

Receiving

Rec. 11 . . . vs. Delaware, 2004*
 Yards 121 . . . vs. Delaware, 2005
 TDs 2 . . . (3) last at Towson, 2006
 Long 76 . . . at Towson, 2006

Elliott Mack, Jr. (WR)

Receiving

Rec. 7 . . . vs. Delaware, 2005
 Yards 106 . . . vs. Delaware, 2005
 TDs 1 . . . (10) last at Villanova, 2007
 Long 73 . . . at Villanova, 2007

Rushing

Att. 3 . . . vs. Villanova, 2006
 Yards 29 . . . vs. Towson, 2005
 TDs 0
 Long 20 . . . vs. Towson, 2005

R.J. Archer, So. (WR)

Receiving

Rec. 6 . . . at Towson, 2006
 Yards 122 . . . at Towson, 2006
 TDs 0
 Long 46 . . . at Liberty, 2006

Rushing

Att. 1 . . . Twice, last at VT, 2007
 Yards 15 . . . vs. Richmond, 2006
 TDs 0
 Long 15 . . . vs. Richmond, 2006

Cameron Dohse, R-Fr. (WR)

Receiving

Rec. 6 . . . at Villanova, 2007
 Yards 117 . . . at Villanova, 2007
 TDs 1 . . . (3) last at Villanova, 2007
 Long 43 . . . at Villanova, 2007

Terreon Conyers, R-Fr. (WR)

Receiving

Rec. 1 . . . at VMI, 2007
 Yards 7 . . . at VMI, 2007
 TDs 0
 Long 7 . . . at VMI, 2007

Marshall Dill, R-Fr. (WR)

Receiving

Rec. 3 . . . at Villanova, 2007
 Yards 24 . . . at Villanova, 2007
 TDs 0
 Long 9 . . . at Villanova, 2007

D.J. McAulay, Jr. (WR)

Receiving

Rec. 7 . . . vs. Delaware, 2007
 Yards 162 . . . vs. Delaware, 2007
 TDs 1 . . . (3) last vs. Delaware, 2007
 Long 49 . . . at Maryland, 2006

Rushing

Att. 1 . . . (6) last vs. Delaware, 2007
 Yards 17 . . . vs. Richmond, 2006
 TDs 0
 Long 15 . . . vs. Richmond, 2006

Eric Robertson, So. (WR)

Receiving

Rec. 5 . . . at Villanova, 2007
 Yards 56 . . . at Villanova, 2007
 TDs 0
 Long 19 . . . at Villanova, 2007

Drew Atchison, Sr. (TE)

Receiving

Rec. 6 . . . (2) last vs. Liberty, 2007
 Yards 139 . . . vs. Delaware, 2007
 TDs 1 . . . (4) last vs. Liberty, 2007
 Long 57 . . . vs. Villanova, 2006

Rob Varno, So. (TE)

Receiving

Rec. 2 . . . (3), last at Villanova, 2007
 Yards 53 . . . at VMI, 2007
 TDs 0
 Long 32 . . . at VMI, 2007

*NCAA Playoff Game



Defensive Individual Career Game Highs

Defensive Line

Adrian Tracy, So. (DE)

TT 10 ... vs. Hofstra, 2006
 UT 6 (3) last at Villanova, 2007
 AT 7 vs. Richmond, 2006
 Sacks 3.0 ... at Towson, 2006
 TFL 4.0 ... at Towson, 2006
 FF 1 (2) last at Towson, 2006
 FR 0
 INT 0
 PBU 1 (2) last at JMU, 2006

C.J. Herbert, So. (DE)

TT 6 at UMass, 2006
 UT 3 at Villanova, 2007
 AT 5 at UMass, 2006
 Sacks 1.0 ... vs. Hofstra, 2006
 TFL 1.0 ... (2) last at Villanova, 2007
 FF 0
 FR 0
 INT 0
 PBU 2 vs. Towson, 2007

Ryan Jones, Sr. (DT)

TT 3 vs. VMI, 2006
 UT 1 (3) last vs. Liberty, 2007
 AT 3 (2) last vs. VMI, 2006
 Sacks 1.0 ... vs. Liberty, 2005
 TFL 1.0 ... vs. Liberty, 2005
 FF 1 at VMI, 2007
 FR 1 vs. VMI, 2006
 INT 0
 PBU 0

Sean Lissemore, So. (DT)

TT 7 (2) last at VMI, 2007
 UT 4 at Towson, 2006
 AT 5 (3) last at VMI, 2007
 Sacks 1.0 ... (2) last vs. Delaware, 2007
 TFL 1.5 ... vs. Richmond, 2006
 FF 0
 FR 0
 INT 1 vs. Towson, 2007
 PBU 0

Derek Toon, R-Fr. (DT)

TT 3 (2) last at VMI, 2007
 UT 1 at VMI, 2007
 AT 3 vs. Delaware, 2007
 Sacks 0.5 ... at VMI, 2007
 TFL 0.5 ... (3) last at Villanova, 2007
 FF 0
 FR 0
 INT 0
 PBU 0

Michael Stover, Fr. (DE)

TT 3 at VMI, 2007
 UT 1 (2) last at Villanova, 2007
 AT 3 at VMI, 2007
 Sacks 0
 TFL 0
 FF 0
 FR 0
 INT 0
 PBU 0

Linebackers

Josh Rutter, Jr.

TT 16 at Marshall, 2005
 UT 7 (2) last vs. Liberty, 2007
 AT 12 at Marshall, 2005
 Sacks 1.0 ... at Virginia Tech, 2007
 TFL 1.0 ... (7) last at VT, 2007
 FF 0
 FR 2 at VMI, 2007
 INT 1 at Richmond, 2005
 PBU 1 (4) last vs. Towson, 2007

Michael Pigram, Jr.

TT 13 vs. Delaware, 2007
 UT 10 vs. Hofstra, 2006
 AT 8 vs. Delaware, 2007
 Sacks 0
 TFL 1.0 ... (6) last at Villanova, 2007
 FF 2 vs. Villanova, 2006
 FR 1 at Northeastern, 2005
 INT 0
 PBU 0

T.J. O'Neill, Sr.

TT 8 (3) last at UMass, 2006
 UT 7 vs. New Hampshire, 2005
 AT 7 at UMass, 2006
 Sacks 1.0 ... vs. Maine, 2006
 TFL 1.0 ... (2) last vs. Maine, 2006
 FF 0
 FR 1 (2) last vs. Hofstra, 2006
 INT 1 vs. New Hampshire, 2005
 PBU 1 (3) last vs. Delaware, 2005

Ryan Horvath, Sr.

TT 6 (2) last at VMI, 2007
 UT 4 vs. Delaware, 2007
 AT 4 vs. Liberty, 2007
 Sacks 0
 TFL 1.0 ... vs. Delaware, 2007
 FF 1 vs. Delaware, 2007
 FR 0
 INT 0
 PBU 0

Todd Reyher, Jr.

TT 4 at Virginia Tech, 2007
 UT 2 at Villanova, 2007
 AT 3 (2) last at VT, 2007
 Sacks 0
 TFL 0.5 ... (2) last at Villanova, 2007
 FF 0
 FR 0
 INT 0
 PBU 2 vs. Liberty, 2005

Nick Dewispelaere, R-Fr.

TT 8 at VMI, 2007
 UT 5 at VMI, 2007
 AT 3 at VMI, 2007
 Sacks 0
 TFL 0
 FF 0
 FR 0
 INT 0
 PBU 0

Evan Francks, R-Fr.

TT 5 at VMI, 2007
 UT 2 at VMI, 2007
 AT 3 (2) last at VT, 2007
 Sacks 1.0 ... at VMI, 2007
 TFL 1.0 ... at VMI, 2007
 FF 0
 FR 0
 INT 0
 PBU 0

Wes Steinman, R-Fr.

TT 5 at VMI, 2007
 UT 2 (2) last at Villanova, 2007
 AT 3 (2) last at VT, 2007
 Sacks 1.0 ... at VMI, 2007
 TFL 1.0 ... (2) last at Villanova, 2007
 FF 0
 FR 0
 INT 0
 PBU 0

Defensive Backs

Derek Cox, Jr. (CB)

TT 14 at Liberty, 2006
 UT 9 at Liberty, 2006
 AT 5 at Liberty, 2006
 Sacks 0
 TFL 0.5 ... (3) last at VT, 2007
 FF 1 vs. Towson, 2005
 FR 1 (2) last vs. Maine, 2006
 INT 2 vs. Towson, 2007
 PBU 3 (2) last vs. Towson, 2007

David Caldwell, So. (SS)

TT 15 at VMI, 2007
 UT 10 vs. Towson, 2007
 AT 6 (2) last at VMI, 2007
 Sacks 0
 TFL 1.5 ... at VMI, 2007
 FF 1 at VMI, 2007
 FR 0
 INT 1 (2) last vs. Liberty, 2007
 PBU 1 (2) last at VMI, 2007

Max Harris, So. (CB)

TT 11 vs. Liberty, 2007
 UT 7 vs. Liberty, 2007
 AT 4 (2) last vs. Towson, 2007
 Sacks 0
 TFL 0.5 ... vs. Delaware, 2007
 FF 1 vs. VMI, 2006
 FR 1 vs. Villanova, 2006
 INT 0
 PBU 1 (2) last at VT, 2007

Robert Livingston, So. (FS)

TT 10 vs. Delaware, 2007
 UT 6 (2) last vs. Towson, 2007
 AT 5 (2) last vs. Liberty, 2007
 Sacks 0
 TFL 0.5 ... at Villanova, 2007
 FF 0
 FR 0
 INT 0
 PBU 4 vs. Towson, 2007

David Houff, Jr. (DB)

TT 6 (2) last vs. Towson, 2007
 UT 6 at Towson, 2006
 AT 4 at Liberty, 2006
 Sacks 0
 TFL 0
 FF 0
 FR 0
 INT 1 at Towson, 2006
 PBU 1 at Towson, 2006

Michael Alvarado, R-Fr. (Safety)

TT 3 (2) last at VMI, 2007
 UT 2 (3) last vs. Liberty, 2007
 AT 1 (2) last at VMI, 2007
 Sacks 0
 TFL 1.0 ... at VMI, 2007
 FF 0
 FR 0
 INT 0
 PBU 0

Terrell Wells, Fr.

TT 4 at Virginia Tech, 2007
 UT 3 vs. Towson, 2007
 AT 3 at Virginia Tech, 2007
 Sacks 0
 TFL 0
 FF 0
 FR 1 vs. Delaware, 2007
 INT 0
 PBU 0

Career Statistics



Quarterbacks

#11, Jake Phillips' Career Stats

Year	G/S	Eff.	At-Co-In	Pct.	Yds	TD	Lg	Av/G	Rush	Yds	Avg.	TD	Lg	Av/G
2005	10/6	145.8	192-123-7	64.1	1564	12	47	156.4	71	183	2.6	8	17	18.3
2006	7/5	102.6	141-70-3	49.6	763	5	46	109.0	51	67	1.3	1	13	9.6
2007	6/6	157.3	177-102-4	57.6	1723	12	73	287.2	44	50	1.1	3	20	8.3
Totals	23/17	137.8	510-295-14	57.8	4050	29	73	176.1	166	300	1.8	12	20	13.0

#10, Mike Potts' Career Stats

Year	G/S	Eff.	At-Co-In	Pct.	Yds	TD	Lg	Av/G	Rush	Yds	Avg.	TD	Lg	Av/G
2004	3/0	102.1	17-7-0	41.2	84	1	32	28.0	1	-5	-5.0	0	0	-1.3
2005	7/5	132.2	127-78-2	61.4	842	7	49	120.3	18	-36	-2.0	0	3	-5.1
2006	9/7	126.8	216-124-7	57.4	1559	10	76	173.2	9	-29	-2.1	1	3	-3.2
2007	4/0	99.6	32-18-0	56.2	165	0	21	41.2	1	-9	-9.0	0	0	-2.2
Totals	23/12	125.3	392-227-9	57.9	2650	18	76	115.2	29	-79	-3.6	1	3	-3.3

Running Backs

#8, DeBrian Holmes' Career Stats

Year	G/S	Att	Yds	Avg.	TD	Lg	Av/G	Rec	Yds	Avg.	TD	Lg	Av/G
2005	11/0	56	304	5.4	1	27	27.6	16	121	7.6	1	19	11.0
2006	11/0	44	225	5.1	1	25	20.5	18	110	6.1	0	24	10.0
2007	3/3	49	191	3.9	5	20	63.7	4	40	10.0	0	18	13.3
Totals	25/3	149	720	4.8	7	27	28.8	38	271	7.1	1	24	10.8

#25, Courtland Marriner's Career Stats

Year	G/S	Att	Yds	Avg.	TD	Lg	Av/G	Rec	Yds	Avg.	TD	Lg	Av/G
2007	4/2	44	229	5.2	1	16	57.2	3	-15	-5.0	0	1	-3.8

#5, Tony Viola's Career Offensive Stats

Year	G/S	Att	Yds	Avg.	TD	Lg	Av/G	Rec	Yds	Avg.	TD	Lg	Av/G
2004	13/0	12	76	6.3	0	35	5.8	0	0	0.0	0	0	0.0
2005	11/0	30	183	6.1	1	26	16.6	1	18	18.0	1	18	1.6
2006	10/0	12	53	4.4	0	11	5.3	1	-6	-6.0	0	0	-0.6
2007	6/1	44	157	3.6	2	12	26.2	4	18	4.5	0	10	4.5
Totals	40/1	98	469	4.8	3	35	11.7	6	30	5.0	1	18	0.8

#33, Thomas Schonder's Career Stats

Year	G/S	Att	Yds	Avg.	TD	Lg	Av/G	Rec	Yds	Avg.	TD	Lg	Av/G
2007	5/0	25	110	4.4	1	29	22.0	2	16	8.0	0	12	3.2

Matt Otey's Career Stats

Year	G/S	Att	Yds	Avg.	TD	Lg	Av/G	Rec	Yds	Avg.	TD	Lg	Av/G
2004	13/0	2	6	3.0	0	5	0.5	2	4	2.0	1	3	0.3
2005	10/1	0	0	0.0	1	0	0.0	2	5	2.5	2	3	0.5
2006	7/2	0	0	0.0	0	0	0.0	1	2	2.0	1	2	0.3
2007	5/0	0	0	0.0	0	0	0.0	1	10	10.0	0	10	5.0
Totals	35/3	2	6	3.0	1	0	0.2	6	21	3.5	4	10	0.6

#45, Graham Falbo's Career Stats

Year	G/S	Att	Yds	Avg.	TD	Lg	Av/G	Rec	Yds	Avg.	TD	Lg	Av/G
2004	2/0	0	0	0.0	0	0	0.0	0	0	0.0	0	0	0.0
2005	6/0	0	0	0.0	0	0	0.0	0	0	0.0	0	0	0.0
2006	Did Not Play												
2007	6/1	0	0	0.0	0	0	0.0	2	15	7.5	0	10	3.8
Totals	14/1	0	0	0.0	0	0	0.0	2	15	7.5	0	10	1.1

#43, Jimmy Hoboson's Career Stats

Year	G/S	Att	Yds	Avg.	TD	Lg	Av/G	Rec	Yds	Avg.	TD	Lg	Av/G
2007	5/0	2	8	4.0	0	4	2.0	0	0	0.0	0	0	0.0

Wide Receivers/Tight Ends

#27, Joe Nicholas' Career Stats

Year	G/S	Rec	Yds	Avg.	TD	Lg	Av/G	Rush	Yds	Avg.	TD	Lg	Av/G
2004	14/13	66	799	12.1	6	51	57.1	2	18	9.0	0	15	1.3
2005	10/10	52	731	14.1	5	49	73.1	1	-3	-3.0	0	0	-0.3
2006	11/11	41	597	14.6	8	76	54.3	0	0	0.0	0	0	0.0
2007	4/3	6	136	22.7	1	43	45.3	0	0	0.0	0	0	0.0
Totals	39/37	165	2263	13.7	20	76	58.0	3	15	5.0	0	15	0.4

#2, Elliott Mack's Career Stats

Year	G/S	Rec	Yds	Avg.	TD	Lg	Av/G	Rush	Yds	Avg.	TD	Lg	Av/G
2005	10/1	21	371	17.7	4	47	37.1	2	21	10.5	0	29	2.1
2006	10/3	20	225	11.2	2	32	22.5	7	61	8.7	0	27	6.1
2007	6/4	19	393	20.7	4	73	65.5	3	-1	-0.3	0	19	-0.2
Totals	26/8	60	989	16.5	10	73	38.0	12	81	6.8	0	29	3.1

#16, R.J. Archer's Career Stats

Year	G/S	Rec	Yds	Avg.	TD	Lg	Av/G	Rush	Yds	Avg.	TD	Lg	Av/G
2006	11/7	30	489	16.3	0	46	44.5	1	15	15.0	0	15	1.4
2007	6/4	21	276	13.1	0	34	46.0	1	-1	-1.0	0	0	-0.2
Totals	17/11	51	765	15.0	0	46	45.0	2	14	7.0	0	15	0.8

#89, Eric Robertson's Career Stats

Year	G/S	Rec	Yds	Avg.	TD	Lg	Av/G	Rush	Yds	Avg.	TD	Lg	Av/G
2006	4/0	0	0	0.0	0	0	0.0	0	0	0.0	0	0	0.0
2007	6/0	5	56	11.2	0	19	9.3	0	0	0.0	0	0	0.0
Totals	10/0	5	56	11.2	0	19	5.6	0	0	0.0	0	0	0.0

#81, Cameron Dohse's Career Stats

Year	G/S	Rec	Yds	Avg.	TD	Lg	Av/G	Rush	Yds	Avg.	TD	Lg	Av/G
2007	6/3	14	294	21.0	3	43	49.0	0	0	0.0	0	0	0.0

#3, Marshall Dill's Career Stats

Year	G/S	Rec	Yds	Avg.	TD	Lg	Av/G	Rush	Yds	Avg.	TD	Lg	Av/G
2007	2/0	4	28	7.0	0	9	14.0	0	0	0.0	0	0	0.0

#88, Terreon Conyers' Career Stats

Year	G/S	Rec	Yds	Avg.	TD	Lg	Av/G	Rush	Yds	Avg.	TD	Lg	Av/G
2007	1/0	1	7	7.0	0	7	7.0	0	0	0.0	0	0	0.0

#4, D.J. McAulay's Career Stats

Year	G/S	Rec	Yds	Avg.	TD	Lg	Av/G	Rush	Yds	Avg.	TD	Lg	Av/G
2005	9/0	2	49	24.5	0	39	5.4	1	-4	-4.0	0	0	-0.4
2006	8/3	21	307	14.6	2	49	38.4	4	39	9.8	0	27	6.1
2007	1/1	7	162	23.1	1	40	162.0	1	6	6.0	0	6	6.0
Totals	18/4	30	518	17.3	3	49	28.8	6	41	6.8	0	27	2.3

#86, Drew Atchison's Career Stats

Year	G/S	Rec	Yds	Avg.	TD	Lg	Av/G
2005	4/0	0	0	0.0	0	0	0.0
2006	11/5	12	183	15.2	2	57	16.6
2007	6/6	20	349	17.5	3	50	58.2
Totals	21/11	32	532	16.6	5	57	25.3

#98, Rob Varno's Career Stats

Year	G/S	Rec	Yds	Avg.	TD	Lg	Av/G
2006	11/0	0	0	0.0	0	0	0.0
2007	6/0	7	103	14.7	0	32	20.8
Totals	16/0	7	103	14.7	0	32	6.4

2007 Tribe Football

William and Mary Overall Team Statistics (as of Oct 09, 2007)

All games

TEAM STATISTICS	WM	OPP
SCORING.....	196	235
Points Per Game.....	32.7	39.2
FIRST DOWNS.....	137	126
Rushing.....	49	73
Passing.....	81	44
Penalty.....	7	9
RUSHING YARDAGE.....	709	1292
Yards gained rushing.....	901	1415
Yards lost rushing.....	192	123
Rushing Attempts.....	218	263
Average Per Rush.....	3.3	4.9
Average Per Game.....	118.2	215.3
TDs Rushing.....	12	17
PASSING YARDAGE.....	1888	1061
Att-Comp-Int.....	210-120-4	160-105-5
Average Per Pass.....	9.0	6.6
Average Per Catch.....	15.7	10.1
Average Per Game.....	314.7	176.8
TDs Passing.....	12	11
TOTAL OFFENSE.....	2597	2353
Total Plays.....	428	423
Average Per Play.....	6.1	5.6
Average Per Game.....	432.8	392.2
KICK RETURNS: #-YARDS.....	33-772	30-580
PUNT RETURNS: #-YARDS.....	9-35	17-256
INT RETURNS: #-YARDS.....	5-78	4-78
KICK RETURN AVERAGE.....	23.4	19.3
PUNT RETURN AVERAGE.....	3.9	15.1
INT RETURN AVERAGE.....	15.6	19.5
FUMBLES-LOST.....	10-5	9-3
PENALTIES-YARDS.....	28-229	43-364
Average Per Game.....	38.2	60.7
PUNTS-YARDS.....	27-995	26-1043
Average Per Punt.....	36.9	40.1
Net punt average.....	27.4	38.8
TIME OF POSSESSION/GAME.....	28:55	31:05
3RD-DOWN CONVERSIONS.....	29/80	34/82
3rd-Down Pct.....	36%	41%
4TH-DOWN CONVERSIONS.....	6/13	5/10
4th-Down Pct.....	46%	50%
SACKS BY-YARDS.....	7-41	16-101
MISC YARDS.....	28	2
TOUCHDOWNS SCORED.....	25	30
FIELD GOALS-ATTEMPTS.....	7-10	9-9
PAT-ATTEMPTS.....	25-25	26-27
ATTENDANCE.....	31062	81784
Games/Avg Per Game.....	3/10354	3/27261
Neutral Site Games.....		0/0

SCORE BY QUARTERS	1st	2nd	3rd	4th	OT	Total
William and Mary....	31	68	38	45	14	- 196
Opponents.....	75	61	37	55	7	- 235

2007 Tribe Football

William and Mary Overall Individual Statistics (as of Oct 09, 2007)

All games

RUSHING	GP	Att	Gain	Loss	Net	Avg	TD	Long	Avg/G
C. Marriner	4	44	241	12	229	5.2	1	16	57.2
DeBrian Holmes	3	49	202	11	191	3.9	5	20	63.7
Tony Viola	6	44	163	6	157	3.6	2	12	26.2
Thomas Schonder	5	25	115	5	110	4.4	1	29	22.0
Jake Phillips	6	44	147	97	50	1.1	3	20	8.3
Jimmy Hobson	5	2	8	0	8	4.0	0	4	1.6
D.J. McAulay	1	1	6	0	6	6.0	0	6	6.0
R.J. Archer	6	1	0	1	-1	-1.0	0	0	-0.2
Elliott Mack	6	3	19	20	-1	-0.3	0	19	-0.2
Mike Potts	4	1	0	9	-9	-9.0	0	0	-2.2
David Miller	6	1	0	12	-12	-12.0	0	0	-2.0
TEAM	4	3	0	19	-19	-6.3	0	0	-4.8
Total.....	6	218	901	192	709	3.3	12	29	118.2
Opponents.....	6	263	1415	123	1292	4.9	17	48	215.3

PASSING	GP	Effic	Att-Cmp-Int	Pct	Yds	TD	Lng	Avg/G
Jake Phillips	6	157.25	177-102-4	57.6	1723	12	73	287.2
Mike Potts	4	99.56	32-18-0	56.2	165	0	21	41.2
R.J. Archer	6	0.00	1-0-0	0.0	0	0	0	0.0
Total.....	6	147.71	210-120-4	57.1	1888	12	73	314.7
Opponents.....	6	137.76	160-105-5	65.6	1061	11	39	176.8

RECEIVING	GP	No.	Yds	Avg	TD	Long	Avg/G
R.J. Archer	6	21	276	13.1	0	34	46.0
Drew Atchison	6	20	349	17.5	3	50	58.2
Elliott Mack	6	19	393	20.7	4	73	65.5
Cameron Dohse	6	14	294	21.0	3	43	49.0
D.J. McAulay	1	7	162	23.1	1	40	162.0
Rob Varno	6	7	103	14.7	0	32	17.2
Joe Nicholas	4	6	136	22.7	1	43	34.0
Eric Robertson	6	5	56	11.2	0	19	9.3
DeBrian Holmes	3	4	40	10.0	0	18	13.3
Marshall Dill	2	4	28	7.0	0	9	14.0
Tony Viola	6	4	18	4.5	0	10	3.0
C. Marriner	4	3	-15	-5.0	0	1	-3.8
Thomas Schonder	5	2	16	8.0	0	12	3.2
Graham Falbo	6	2	15	7.5	0	10	2.5
Matt Otey	5	1	10	10.0	0	10	2.0
Terreon Conyers	1	1	7	7.0	0	7	7.0
Total.....	6	120	1888	15.7	12	73	314.7
Opponents.....	6	105	1061	10.1	11	39	176.8

PUNT RETURNS	No.	Yds	Avg	TD	Long
R.J. Archer	5	29	5.8	0	10
Derek Cox	4	6	1.5	0	6
Total.....	9	35	3.9	0	10
Opponents.....	17	256	15.1	1	60

INTERCEPTIONS	No.	Yds	Avg	TD	Long
Derek Cox	3	69	23.0	0	69
David Caldwell	1	9	9.0	0	9
Sean Lissemore	1	0	0.0	0	0
Total.....	5	78	15.6	0	69
Opponents.....	4	78	19.5	1	49

KICK RETURNS	No.	Yds	Avg	TD	Long
David Caldwell	17	456	26.8	0	54
C. Marriner	9	203	22.6	0	38
Terrell Wells	3	68	22.7	0	24
Thomas Schonder	1	29	29.0	0	29
Graham Falbo	1	9	9.0	0	9
DeBrian Holmes	1	7	7.0	0	7
Jimmy Hobson	1	0	0.0	0	0
Total.....	33	772	23.4	0	54
Opponents.....	30	580	19.3	0	37

FUMBLE RETURNS	No.	Yds	Avg	TD	Long
Terrell Wells	1	28	28.0	1	28
Total.....	1	28	28.0	1	28
Opponents.....	1	2	2.0	0	2

2007 Tribe Football

William and Mary Overall Individual Statistics (as of Oct 09, 2007)
All games

|----- PATs -----|

SCORING	TD	FGs	Kick	Rush	Rcv	Pass	DXP	Saf	Points
Brian Pate	0	7-10	25-25	0-0	0	0-0	0	0	46
DeBrian Holmes	5	0-0	0-0	0-0	0	0-0	0	0	30
Elliott Mack	4	0-0	0-0	0-0	0	0-0	0	0	24
Drew Atchison	3	0-0	0-0	0-0	0	0-0	0	0	18
Cameron Dohse	3	0-0	0-0	0-0	0	0-0	0	0	18
Jake Phillips	3	0-0	0-0	0-0	0	0-0	0	0	18
Tony Viola	2	0-0	0-0	0-0	0	0-0	0	0	12
Terrell Wells	1	0-0	0-0	0-0	0	0-0	0	0	6
C. Marriner	1	0-0	0-0	0-0	0	0-0	0	0	6
Joe Nicholas	1	0-0	0-0	0-0	0	0-0	0	0	6
D.J. McAulay	1	0-0	0-0	0-0	0	0-0	0	0	6
Thomas Schonder	1	0-0	0-0	0-0	0	0-0	0	0	6
Total.....	25	7-10	25-25	0-0	0	0-0	0	0	196
Opponents.....	30	9-9	26-27	0-1	1	1-2	0	0	235

TOTAL OFFENSE	G	Plays	Rush	Pass	Total	Avg/G
Jake Phillips	6	221	50	1723	1773	295.5
C. Marriner	4	44	229	0	229	57.2
DeBrian Holmes	3	49	191	0	191	63.7
Tony Viola	6	44	157	0	157	26.2
Mike Potts	4	33	-9	165	156	39.0
Thomas Schonder	5	25	110	0	110	22.0
Jimmy Hobson	5	2	8	0	8	1.6
D.J. McAulay	1	1	6	0	6	6.0
R.J. Archer	6	2	-1	0	-1	-0.2
Elliott Mack	6	3	-1	0	-1	-0.2
David Miller	6	1	-12	0	-12	-2.0
TEAM	4	3	-19	0	-19	-4.8
Total.....	6	428	709	1888	2597	432.8
Opponents.....	6	423	1292	1061	2353	392.2

FIELD GOALS	FGM-FGA	Pct	01-19	20-29	30-39	40-49	50-99	Lg	Blk
Brian Pate	7-10	70.0	1-1	2-2	1-3	3-4	0-0	43	0

FG SEQUENCE	William and Mary	OPPONENTS
DELAWARE	(20), 35	-
VMI	-	(24)
LIBERTY	(43), (19)	(37), (31)
Virginia Tech	(22), 33	(25), (27), (38)
TOWSON	45, (36), (41)	(27), (20), (37)
Villanova	(41)	-

Numbers in (parentheses) indicate field goal was made.

PUNTING	No.	Yds	Avg	Long	TB	FC	I20	Blkd
David Miller	27	995	36.9	48	0	5	6	0
Total.....	27	995	36.9	48	0	5	6	0
Opponents.....	26	1043	40.1	52	1	5	10	0

KICKOFFS	No.	Yds	Avg	TB	OB
Brian Pate	31	1695	54.7	1	2
David Miller	4	194	48.5	0	0
Total.....	35	1889	54.0	1	2
Opponents.....	43	2757	64.1	9	2

2007 Tribe Football

William and Mary Overall Individual Statistics (as of Oct 09, 2007)

All games

ALL PURPOSE	G	Rush	Rec	PR	KOR	IR	Tot	Avg/G
David Caldwell	6	0	0	0	456	9	465	77.5
C. Marriner	4	229	-15	0	203	0	417	104.2
Elliott Mack	6	-1	393	0	0	0	392	65.3
Drew Atchison	6	0	349	0	0	0	349	58.2
R.J. Archer	6	-1	276	29	0	0	304	50.7
Cameron Dohse	6	0	294	0	0	0	294	49.0
DeBrian Holmes	3	191	40	0	7	0	238	79.3
Tony Viola	6	157	18	0	0	0	175	29.2
D.J. McAulay	1	6	162	0	0	0	168	168.0
Thomas Schonder	5	110	16	0	29	0	155	31.0
Joe Nicholas	4	0	136	0	0	0	136	34.0
Rob Varno	6	0	103	0	0	0	103	17.2
Derek Cox	6	0	0	6	0	69	75	12.5
Terrell Wells	6	0	0	0	68	0	68	11.3
Eric Robertson	6	0	56	0	0	0	56	9.3
Jake Phillips	6	50	0	0	0	0	50	8.3
Marshall Dill	2	0	28	0	0	0	28	14.0
Graham Falbo	6	0	15	0	9	0	24	4.0
Matt Otey	5	0	10	0	0	0	10	2.0
Jimmy Hobson	5	8	0	0	0	0	8	1.6
Terreon Conyers	1	0	7	0	0	0	7	7.0
Mike Potts	4	-9	0	0	0	0	-9	-2.2
David Miller	6	-12	0	0	0	0	-12	-2.0
TEAM	4	-19	0	0	0	0	-19	-4.8
Total.....	6	709	1888	35	772	78	3482	580.3
Opponents.....	6	1292	1061	256	580	78	3267	544.5

2007 Tribe Football

William and Mary Overall Defensive Statistics (as of Oct 09, 2007)

All games

DEFENSIVE LEADERS	-----Tackles-----				-Sacks-		---Pass Def---			-Fumbles-		Blkd	
	GP	Solo	Ast	Total	TFL/Yds	No-Yds	Int-Yds	BrUp	QBH	Rcv-Yds	FF	Kick	Saf
6 David Caldwell	6	33	23	56	4.5-14	.	1-9	1	.	.	1	.	.
44 Josh Rutter	6	18	30	48	1.0-5	1.0-5	.	3	.	2-0	.	.	.
21 Michael Pigram	6	23	24	47	3.0-6	.	.	1	1
17 R. Livingston	6	25	20	45	0.5-2	.	.	4
97 Adrian Tracy	6	22	14	36	5.5-16	1.0-4	.	.	1
93 Sean Lissemore	6	10	15	25	2.5-15	2.0-14	1-0	.	1
37 Derek Cox	6	14	10	24	1.0-2	.	3-69	5
9 Max Harris	6	12	10	22	1.0-4	.	.	2
95 C.J. Herbert	6	7	13	20	1.5-4	.	.	2	.	.	.	1	.
35 Ryan Horvath	4	8	10	18	1.0-1	1	.	.
22 David Houff	6	12	5	17
13 Evan Francks	6	6	10	16	1.0-6	1.0-6	.	.	1
50 Todd Reyher	6	4	10	14	1.0-3	0.5-1
39 T.J. O'Neill	3	5	8	13
38 Terrell Wells	6	5	7	12	1-28	.	.	.
54 N. Dewispeleare	4	7	5	12
66 Derek Toon	5	1	8	9	1.5-7	0.5-2
26 Mike Alvarado	4	6	2	8	1.0-3
58 B. Jean-Pierre	5	3	4	7	1.5-10	1.0-9	.	1
40 Michael Stover	5	3	3	6	1
48 Wes Steinman	5	4	2	6	1.0-2
42 Fred Johnson	6	3	3	6
80 Brian Pate	6	4	.	4
92 Ryan Jones	6	2	2	4	0.5-0	1	.	.
98 Rob Varno	6	3	1	4
24 Ben Cottingham	4	.	3	3
96 Daniel Pulley	2	2	.	2
46 Matt Otey	5	.	2	2
86 Drew Atchison	6	2	.	2
69 Carl Watts	4	2	.	2	1
5 Tony Viola	6	.	1	1
81 Cameron Dohse	6	1	.	1
3 Marshall Dill	2	.	1	1
4 D.J. McAulay	1	1	.	1
16 R.J. Archer	6	1	.	1	1	.	.
45 Graham Falbo	6	1	.	1
83 Gareth Hissong	2	1
Total.....	6	250	246	496	29-100	7-41	5-78	19	7	3-28	4	1	.
Opponents.....	6	232	204	436	41-174	16-101	4-78	30	10	5-2	6	.	.