



# WILLIAM & MARY

**GAME 9: Hofstra • Saturday, Nov. 3, 2007 • 1 p.m. • Hempstead, N.Y. • Shuart Stadium**



## Game Day Information

WILLIAM AND MARY "TRIBE" (4-4, 2-3 CAA) AT #20 HOFSTRA "PRIDE" (6-2, 3-2 CAA)

Kickoff: 1 p.m., Saturday, Nov. 3, 2007

Site: James M. Shuart Stadium (15,000, FieldTurf)

TV: None

Radio: 12:30 p.m. - Tribe Football Radio Network, including [www.TribeAthletics.com](http://www.TribeAthletics.com) (See next page).

All-Time Series: Series tied, 2-2 (See series history on page four).

All-Time Series in Hempstead: W&M leads, 1-0.

Last Meeting: Sept. 30, 2006; Hofstra won, 16-14, in Williamsburg.

## First and 10

The Tribe continues conference play this weekend on the road, visiting 20th-ranked Hofstra. Saturday's game will mark the first trip to Shuart Stadium for W&M since 2002, when the Tribe won 16-3, and just the second visit overall. The all-time series with the Pride is tied, 2-2. Hofstra edged the Tribe, 16-14, at Zable Stadium last year for its only conference win. This season, the Pride won its first six games to equal its best start since 1999, including running out to a 3-0 CAA record, but have dropped two-straight league games, including a 35-31 loss at Villanova on Saturday. W&M will attempt to get back to .500 in conference play, after dropping a 48-34 decision to fourth-ranked UMass on Saturday. The Tribe has not lost consecutive games this season. Hofstra brings the league's top defense, in terms of total yards allowed per game (284.0), into the match-up, while W&M counters with an offense that ranks second in passing (290.8), fourth in total offense (413.9) and sixth in scoring (31.4). The Pride also feature the league's top rush defense (99.5) behind preseason All-CAA linebacker Gian Villante, who ranks second in the conference in tackles per game (10.0). Hofstra is also third in the CAA in total offense (424.2) behind quarterback Bryan Savage and wide receiver Charles Sullivan. Savage ranks third among CAA quarterbacks in passing average (291.5), while Sullivan leads the conference in receptions per game (8.12) and receiving yards per game (102.4).

## 2007 Tribe Schedule

Date	Opponent	Score/Time
Aug. 30	#19 DELAWARE*	L/49-31
Sept. 8	at VMI	W/63-16
Sept. 15	LIBERTY	W/48-41 (20T)
Sept. 22	at #17 Virginia Tech	L/44-3
Sept. 29	TOWSON*	W/27-22
Oct. 6	at Villanova*	L/63-24
Oct. 13	at Maine*	W/21-20
Oct. 27	#4 MASSACHUSETTS*	L/48-34
<b>Nov. 3</b>	<b>at #20 Hofstra*</b>	<b>1 p.m.</b>
Nov. 10	JAMES MADISON*	7 p.m.
Nov. 17	at Richmond*	Noon

\*CAA Football conference game

## 2007 Pride Schedule

Date	Opponent	Score/Time
Sept. 8	#9 FURMAN	W/32-17
Sept. 15	at Albany	W/28-13
Sept. 22	at Rhode Island*	W/37-24
Sept. 29	STONY BROOK	W/33-28
Oct. 6	MAINE*	W/38-13
Oct. 13	at Towson*	W/20-3
Oct. 20	#11 NEW HAMPSHIRE*	L/40-3
Oct. 27	at Villanova*	L/35-31
<b>Nov. 3</b>	<b>WILLIAM AND MARY*</b>	<b>1 p.m.</b>
Nov. 10	at Northeastern*	Noon
Nov. 17	MASSACHUSETTS*	1 p.m.

\*CAA Football conference game

## The Coaches

### Jimmy Laycock

Alma Mater, Year: William and Mary, 1970  
 W&M Record: 182-131-2 (28th season)  
 Career Record: Same  
 Career vs. HU: 2-2

### Dave Cohen

Alma Mater, Year: C.W. Post, 1988  
 HU Record: 8-11 (Second season)  
 Career Record: Same  
 Career vs. W&M: 1-0

## In The Spotlight



**GRAHAM FALBO**  
**#45, SENIOR, FULLBACK**

Senior fullback Graham Falbo is this week's featured player: "In The Spotlight" (Page 12)

## Table of Contents

Media Information . . . . .	2
W&M Football Radio Network . . . . .	2
W&M Sports Information Staff . . . . .	2
Projected Depth Chart and Start Chart . . . . .	3
This Week's Opponent: #20 Hofstra . . . . .	4
Tale of the Tape . . . . .	4
W&M Football Quick Facts . . . . .	5
W&M Football Game Notes . . . . .	5
The Tribe in 2007 . . . . .	6
Scouting the 2007 Opponents . . . . .	6
CAA Football Information . . . . .	7
National Rankings/Tribe Honor Roll . . . . .	8
Tribe Football Record Watch . . . . .	9
Head Coach Jimmy Laycock . . . . .	11
In The Spotlight: Graham Falbo . . . . .	12
W&M Football Rosters . . . . .	13-14
Season Game-By-Game Starters . . . . .	15
Tribe in the Red Zone . . . . .	15
W&M Single-Game Highs . . . . .	16
Opponent Single-Game Highs . . . . .	17
Long Plays of the Season . . . . .	17
Top Offensive Performances . . . . .	18
Scoring Drives Chart . . . . .	19
The Last Time It Happened . . . . .	20
W&M Single-Game Records . . . . .	21
Game-By-Game Results . . . . .	22
Quarterback Club Awards . . . . .	26
Individual Career-Highs . . . . .	27
Career Statistics . . . . .	29
2007 Season Statistics . . . . .	30



# Media Information



## W&M Media Relations Staff

Pete Clawson (Primary Football Contact)  
Assistant A.D., Media Relations  
(O) 757-221-3369 (E) pmclaw@wm.edu

Mark Hoskins (Secondary Football Contact)  
Associate Sports Information Director  
(O) 757-221-3344 (E) mjhosk@wm.edu

Kris Sears (Associate SID)  
(O) 757-221-3368 (E) kasear@wm.edu

Rob Turner (Associate SID)  
(O) 757-221-3370 (E) rrturn@wm.edu

Jake Skipper (Intern)  
(O) 757-221-3344 (E) jskip@wm.edu

**Zable Stadium Press Box Phone:** 757-221-3414

**Sports Information Fax:** 757-221-3412

**Web Site:** www.TribeAthletics.com

### Mailing Address:

751 Ukrop Way  
Williamsburg, VA 23185

## Weekly CAA Football Coaches Call

Every Monday from Aug.27-Nov. 19, the CAA Football coaches will hold a teleconference for the media from 10:00-12:10pm (eastern time). Each coach will have a 10-minute slot to discuss his team and answer questions from the media. Members of the media are strongly encouraged to participate in the questioning. For the access number and password contact Scott Meyer in the CAA office at (804) 754-1616, x20.

10:00 CAA Football update  
10:10 Dave Clawson, Richmond  
10:20 Jimmye Laycock, William & Mary  
10:30 Andy Talley, Villanova  
10:40 Rocky Hager, Northeastern  
10:50 Mickey Matthews, James Madison  
11:00 Jack Cosgrove, Maine  
11:10 Don Brown, Massachusetts  
11:20 Tim Stowers, Rhode Island  
11:30 K.C. Keeler, Delaware  
11:40 Sean McDonnell, New Hampshire  
11:50 Dave Cohen, Hofstra  
12:00 Gordy Combs, Towson

## CAA Football Press Box Phone Numbers

Delaware	302-831-6199/302-831-2186
Hofstra	516-463-5247
James Madison	540-568-6521
Maine	207-581-1049
Massachusetts	413-545-3550
New Hampshire	603-862-2585
Northeastern	617-566-5956
Rhode Island	401-874-4616
Richmond	804-355-6110
Towson	410-704-3102
Villanova	610-519-5290
William and Mary	757-221-3414

## Interviews

All requests for interviews must be directed through the Sports Information Office. Players are available Monday morning until noon Thursday. Please call either Pete Clawson, or Mark Hoskins, with interview requests.

## Weekly Press Conference

A press conference with head coach Jimmye Laycock will be held every Tuesday at noon at the Hospitality House in Williamsburg. Lunch is served around noon, followed by opening remarks and a question and answer session with Coach Laycock. Interviews with selected players will follow the luncheon. Please confirm your attendance with Pete Clawson in the Sports Information Office at least 24 hours in advance.

## Game Credentials

Please make all press and photo requests at least one week in advance. Tickets and parking passes can be mailed with one week's notice. If not, tickets can be picked up, with proper credentials, at the Will Call Window at Zable Stadium on the morning of the game. **\*\*PARKING PASSES CANNOT BE LEFT AT WILL CALL\*\***

## Press Parking

Parking for members of the working press is available just southeast of Zable Stadium in front of the University Center. Parking is limited and media members are encouraged to arrive early.

## Photographers

Please observe the NCAA rules, which prohibit photographers between the 25 yard lines.

## Press Box Services

Located atop the East grandstand of Zable Stadium at Cary field, the press box officially opens two hours prior to kickoff. Pregame notes, flip cards and programs will be available prior to the start. Complete halftime statistics, as well as final team and individual statistics, are available immediately following the game.

## Radio

Visiting radio lines may be rented through the Sports Information Office at a cost of \$75 per line. The radio booth for the visiting team is located at the south end of the press box on the lower level. Radio stations should make arrangements with the Sports Information Office at least a month in advance. Requests for the line will be honored on a first-come, first-served basis.

## Visiting Film Crews

Space will be allotted in the West Press Box for film and video crews of visiting teams' coaches' shows. We will provide two spots per team.

## Post-Game Procedures

Head coach Jimmye Laycock and the visiting coach will be available about 10 minutes after the game in an interview area located directly below the press box. Individual W&M players' names should be given to Pete Clawson during the fourth quarter and they will be made available in the interview room.

## The William and Mary Football Radio Network

The W&M Athletics Department is in its second year of a partnership for the Tribe Radio Network with local stations, 92.3 FM "The Tide" and 107.9 FM "WBACH", as the network's Co-Flagships.

"We are extremely excited to be teaming up with Tribe Athletics," said Tom Davis, the President of Davis Media LLC. "We look forward to enhancing the broadcasts and broadening the reach of the games to the many fans throughout Tidewater Virginia."

The partnership provides the College with solid coverage of the peninsula, as the station's combined footprint reaches from eastern areas of Richmond to the western parts of Norfolk. Tribe fans in Richmond will also be able to catch the action on 1450AM WCLM, which returns for its third season as an affiliate. Also, as usual, long-standing network member WBRG, AM 1050 of Lynchburg is back to carry all the action for 2007.

In addition to the radio coverage, all broadcasts can be heard live on the web at [www.TribeAthletics.com](http://www.TribeAthletics.com), free of charge.

The College's long-standing broadcast team of team of Jay Colley and Bob Sheeran remain in place to deliver all the action of Tribe football over the airwaves.

### William and Mary Radio Network Affiliates

"The Tide"	92.3 FM	Williamsburg
WBACH	107.9 FM	Williamsburg
WBRG	1050 AM	Lynchburg
WCLM	1450 AM	Richmond





# Depth Chart

## Offensive Depth Chart: Hofstra Game

Pos.	No.	Name	Elg.	Ht.	Wt.	Notes
WR	2	Elliott Mack	JR	6-0	200	Third on the team with 27 receptions but leads with 472 yards
	89	Eric Robertson	SO	6-2	190	Two receptions for 34 yards vs. UMass
WR	16	R.J. Archer	SO	6-2	222	Has 19 straight games with a reception; Tied for team lead with 28
	88	Terreon Conyers	RF	5-11	190	One catch for seven yards this season
WR	81	Cameron Dohse	RF	6-0	186	Fourth on the team with 22 receptions for 435 yards and five TDs
	3	Marshall Dill	RF	5-10	186	Season and career-highs in receptions (3) and yards (24) at Villanova
TE	86	Drew Atchison	SR	6-7	250	Led team with six receptions, 65 yards and a touchdown vs. UMass
	98	Rob Varno	SO	6-5	225	Career and season-high three receptions at Maine
LT	67	Brent Cochran	SR	6-5	306	Two-year returning starter with 28-straight starts
	63	Keith Hill	RF	6-4	312	Saw extended action in the second half at Villanova
LG	79	Michael Grant	JR	6-5	287	Started first eight games of his career at left guard this season
	72	Justin Oliver	SR	6-4	286	Started 11 games at guard last season after missing all of '05
C	53	Luke Hiteshew	JR	6-1	290	Started eight games at center this season after starting at guard in '06
	75	Eric O'Brien	JR	6-1	262	Moved to offensive line from defensive line during '06 spring practice
RG	56	C.J. Muse	SO	6-4	310	Has started 10 consecutive games at guard
	51	Tim Kelley	SR	6-2	300	Reserve center last season with action in three games
RT	71	Brad Stewart	SR	6-3	300	Has started 30 consecutive games at right tackle
	77	Jake Marcey	FR	6-4	280	True freshman member of the travel squad
QB	11	Jake Phillips	JR	6-3	219	Season-high 49 yards rushing vs. UMass and had first career reception
	10	Mike Potts	SR	6-4	226	Season-high 100 yards passing at Villanova
TB	25	Courtland Marriner	RF	5-9	181	Led team in rushing with 89 yards on career-high 21 carries vs. UMass
	5	Tony Viola	SR	6-1	216	Scored fifth career rushing touchdown in the UMass game

## Defensive Depth Chart: Hofstra Game

Pos.	No.	Name	Elg.	Ht.	Wt.	Notes
DE	97	Adrian Tracy	SO	6-4	245	Recorded first career interception against UMass
	58	Bryan Jean-Pierre	RF	6-3	245	Assisted on tackle for loss and broke up a pass attempt at Villanova
DT	93	Sean Lissemore	SO	6-4	271	Three tackles, including 1.0 TFL, vs. UMass
	40	Mike Stover	FR	6-3	255	Made first career start at Maine and recorded four total tackles
DT	95	C.J. Herbert	SO	6-3	262	Started first game at tackle this season vs. UMass with six tackles
	66	Derek Toon	RF	6-3	280	Assisted on a tackle for loss against UMass
DE	39	T.J. O'Neill	SR	6-2	239	Moved into starting role at defensive end from linebacker vs. UMass
	92	Ryan Jones	SR	6-3	258	Forced a fumble and had one unassisted tackle for loss at VMI
MLB	44	Josh Rutter	JR	6-3	230	Returned a fumble 22 yards to set up fourth quarter FG vs. UMass
	50	Todd Reyher	JR	6-0	227	Season-high four total tackles at Virginia Tech; Three stops at Villanova
WLB	21	Michael Pigram	JR	5-10	220	Career-high 14 total tackles, FR for TD and interception vs. UMass
	13	Evan Francks	RF	5-11	210	Recorded five total tackles, including solo sack, at VMI; Four stops at VT
SLB	35	Ryan Horvath	SR	6-1	235	Returned to starting line-up vs. UMass after missing three games
	48	Wes Steinman	RF	6-2	215	Assisted on three tackles in win at Maine; Two solo tackles vs. UMass
CB	9	Max Harris	SO	5-10	189	Seven total tackles with two unassisted stops at Maine
	38	Terrell Wells	FR	5-10	180	Season-high four total tackles with three assists at Virginia Tech
SS	6	David Caldwell	SO	5-11	205	Seven unassisted tackles vs. UMass
	22	David Houff	JR	6-1	200	Recorded nine unassisted tackles in last two games (5 vs. TU, 4 at VU)
FS	17	Robert Livingston	SO	6-3	220	Nine total tackles and career-high four pass break-ups vs. Towson
	26	Michael Alvarado	RF	6-0	198	Recorded a pair of unassisted tackles against Liberty
CB	37	Derek Cox	JR	6-1	193	Seven total tackles, including six solo and solo TFL, vs. UMass
	24	Ben Cottingham	RF	5-9	162	Assisted on two tackles at Virginia Tech

## Special Teams Depth Chart: Hofstra Game

Pos.	No.	Name	Elg.	Ht.	Wt.	Notes
PK/KO	80	Brian Pate	SO	5-9	175	Kicked a career-long 45-yard FG vs. UMass
	87	David Miller	RF	6-0	170	Team's starting punter
P	87	David Miller	RF	6-0	170	Averaging 36.8 yards per punt and has downed eight inside the 20
	80	Brian Pate	SO	5-9	175	Team's starting place-kicker
H	16	R.J. Archer	SO	6-2	222	First season as team's starting holder
LS	45	Graham Falbo	SR	6-0	235	First season as starting long snapper
SS	67	Brent Cochran	SR	6-5	306	Handles snapping on placement kicks; Third year as starter
KR	33	Thomas Schonder	RF	5-11	175	Four returns for 99 yards vs. UMass; Averaging 23.5 yards on six att.
	38	Terrell Wells	FR	5-10	180	One kickoff return for 22 yards at Maine
PR	16	R.J. Archer	SO	6-2	222	Two punt returns for 10 yards, long of six, at Maine
	37	Derek Cox	JR	6-1	193	Season-high two punt returns at Virginia Tech for eight yards

## Start Chart

Offense	2007	Streak	Career
Joe Nicholas (WR)	3	-	37
Brad Stewart (OT)	8	30	30
Brent Cochran (OT)	8	28	28
Jake Phillips (QB)	8	8	19
Luke Hiteshew (OG)	8	8	17
R.J. Archer (WR)	6	-	13
Drew Atchison (TE)	8	9	13
Justin Oliver (OG)	-	-	11
Mike Potts (QB)	-	-	11
C.J. Muse (OG)	8	10	10
Elliott Mack (WR)	5	4	10
Michael Grant (OL)	8	8	8
Cameron Dohse (WR)	6	3	6
Courtland Marriner (TB)	4	4	4
D.J. McAulay (WR)	1	-	4
Matt Otey (FB)	-	-	3
DeBrian Holmes (TB)	3	-	3
Graham Falbo (FB)	2	1	2
Tony Viola (TB)	1	-	1

Defense	2007	Streak	Career
Josh Rutter (LB)	8	8	22
Derek Cox (CB)	8	8	20
C.J. Herbert (DT)	8	19	19
Michael Pigram (LB)	8	19	19
Adrian Tracy (DE)	8	19	19
David Caldwell (CB)	8	9	9
T.J. O'Neill (LB/DL)	4	3	8
Robert Livingston (FS)	8	8	8
Max Harris (CB)	8	8	8
Sean Lissemore (DL)	6	-	6
Ryan Jones (DL)	5	-	5
David Houff (S)	4	-	4
Ryan Horvath (LB)	4	1	4
Derek Toon (DL)	3	3	3
Michael Stover (DL)	1	-	1
Sheldon Alexander (S)	1	-	1
Wes Steinman (LB)	1	-	1

## Longest Active Streaks

Brad Stewart (OT)	30
Brent Cochran (OT)	28
C.J. Herbert (DT)	19
Michael Pigram (LB)	19
Adrian Tracy (DE)	19
C.J. Muse (OL)	10
Drew Atchison (TE)	9
David Caldwell (DB)	9
Jake Phillips (QB)	8
Josh Rutter (LB)	8
Derek Cox (CB)	8
Robert Livingston (FS)	8
Max Harris (CB)	8
Luke Hiteshew (OL)	8
Michael Grant (OL)	8
Courtland Marriner (TB)	4
Elliott Mack (WR)	4
T.J. O'Neill (LB)	3
Derek Toon (DL)	3
Cameron Dohse (WR)	3
Graham Falbo (FB)	1
Ryan Horvath (LB)	1



# This Week's Opponent

## Hofstra Offense Depth Chart

WR	88	Charles Sullivan	SR	6-1	202
	81	Julian Watts	SR	6-2	205
TE	32	Phil Riley	JR	6-3	256
	85	Bryant Carpenter	SO	6-0	226
LT	57	Shawn McMackin	SR	6-3	287
	68	Derek Moore	SR	6-3	259
LG	75	Jimmy Mangiero	SO	6-2	280
	70	Mike Trice	SO	6-5	343
C	58	Jason Goodman	SR	6-06	284
	67	Jason Harrell	RF	6-2	274
RG	79	David Spanich	SO	6-3	265
	60	Tom Ottaiano	RF	6-0	288
RT	71	Brian Frederick	RF	6-4	269
	76	Joe Asermelly	JR	6-5	285
WR	80	Ottis Lewis	JR	6-5	220
	82	Anthony Nelson	FR	5-10	165
QB	7	Bryan Savage	JR	6-2	208
	15	Cory Christopher	JR	6-1	229
FB	26	Everette Benjamin	RF	6-1	218
	35	Ray Bennett	SR	5-8	221
TB	2	Kareem Huggins	SR	5-8	159
	36	Jeff Aime	RF	5-9	188

## Hofstra Defense Depth Chart

LE	94	Thomas Massey	SR	6-3	200
	25	Darryl Kornegay	RF	6-3	245
LT	92	Shemiah LeGrande	SR	6-0	282
	66	Zach Carney	SO	6-4	252
RT	91	Ken Sussman	SR	6-3	292
	98	Larry Abiola	JR	5-11	323
RE	95	Al Carmody	SO	6-3	224
	17	Kevin Smith	SO	6-2	238
OLB	44	Luke Bonus	SO	5-10	205
	28	Deron Mayo	RF	5-11	205
MLB	56	Stanly Gutierrez	SR	5-11	218
	55	Tom Daddino	SR	6-0	235
OLB	42	Gian Villante	SR	6-2	234
	45	Said Gaida	RF	5-10	211
CB	9	Kyle Arrington	SR	5-10	192
	10	Stephen Tate	SR	5-11	184
FS	5	David Darby	SR	6-0	208
	13	Garrett Heron	RF	5-9	170
SS	20	Nick Altomare	JR	5-10	172
	8	Emanuel Anderson	SR	5-7	188
CB	4	DeWayne Whitaker	SR	6-0	180
	10	Stephen Pate	SR	5-11	184

## Hofstra Special Teams Depth Chart

PK	18	Rob Zarrilli	SR	6-0	203
	1	Shuan McQueary	JR	5-9	195
P	40	Chris Hanly	SR	6-4	228
	12	Shane Casciano	SO	6-0	181
SS/LS	55	Tom Daddino	SR	6-0	235
	43	Kent Clancy	SO	6-0	210
H	84	Chris Manno	SR	5-10	185
	12	Shane Casciano	SO	6-0	181
PR	2	Kareem Huggins	SR	5-8	189
	82	Anthony Nelson	FR	5-10	165
KR	2	Kareem Huggins	SR	5-8	189
	82	Anthony Nelson	FR	5-10	165

## Tale of the Tape

Tribes vs. Pride				
Pos.	W&M	HU		Pos.
WR & TE	6-3/218	5-11/188		DB
OF Backs	6-4/291	6-0/219		LB
OL & TE	6-0/216	6-2/250		DL
DL	6-4/259	6-3/274		OL/TE
LB	6-1/227	6-0/205		OF Backs
DB	6-0/202	6-3/226		WR/TE

\* Averages reflect those of starters only.

## All-Time Series With Hofstra

Series Record: Tied, 2-2

Series Record in Williamsburg: HU leads, 2-1

Series Record in Hempstead: W&M leads, 1-0

Series Record at Neutral Sites: n/a

First Meeting: Oct. 6, 2001; Hofstra won, 34-28, in Williamsburg.

## All-Time Series Meetings

Year	Date	Result	HU Score	W&M Score	Location
2001	Oct. 6	L	34	28	Williamsburg
2002	Oct. 12	W	3	16	Hempstead, N.Y.
2003	Nov. 1	W	9	23	Williamsburg
2006	Sept. 30	L	16	14	Williamsburg

## Hofstra Series Notes

### Unfamiliar Territory

The Tribe is making only its second trip to Long Island this Saturday. Since Hofstra joined the league in 2001, the College has played the Pride a total of four times, with three of those contests coming in Williamsburg.

The Tribe's last visit to Hempstead was 2002, meaning that none of the current players on the Tribe roster have ever visited Shuart Stadium.

### A Win Over Hofstra Would ...

- Prevent W&M from losing back-to-back games for the first time this season.
- Stand as the team's second-straight road win in conference play and the third in the last five CAA road games.
- Be the Tribe's second win at Hofstra in as many appearances. The College's first, and only, visit to Hempstead was a 16-3 Tribe win in 2002.
- Improve the Tribe's all-time record vs. Hofstra to 3-2.
- Mark the team's third win in five road games on the season.
- Be the Tribe's first win over a ranked opponent since defeating a 21st-ranked Towson team 29-28 last season.
- Move the College's record to 5-4 on the season, which would be a two-win improvement over last season's 3-8 final mark. A win would also improve the program's league mark to 3-3, which would also stand as a two-win improvement over last year's 1-7 league slate.
- Mark Tribe Head Coach Jimmye Laycock's 72nd career league victory (vs. 48 losses) and 183rd all-time win.

## The Last Meeting - Hofstra 16, William and Mary 14

WILLIAMSBURG (9/30/06) -- Rob Zarrilli's third field goal, a 47-yarder with 7:20 remaining in the fourth quarter, lifted Hofstra to a 16-14 victory over William and Mary in Atlantic 10 Football action at soldout Zable Stadium.

Hofstra earned its first conference victory under first-year head coach Dave Cohen.


Anton Clarkson passed for 212 yards and a first-half touchdown, an 8-yard strike to R.C. Scarpa, and Zarrilli booted two field goals to give the Pride a 13-7 lead at halftime.

The Tribe rallied to take a 14-13 lead on Jake Phillips' 46-yard flea-flicker touchdown pass to Joe Nicholas with 4:40 remaining in the third quarter, but W&M was held scoreless the rest of the way.

Phillips was 9-for-22 on the day for 189 yards and two touchdowns, including a 10-yard scoring pass to tight end Drew Atchison in the first quarter. Elijah Brooks rushed for 79 yards on 15 attempts, and Nicholas finished with three grabs for 70 yards, his 22nd-straight game with at least one reception.

Tribe defensive tackle C.J. Herbert blocked a 33-yard field goal attempt, preserving the 14-13 lead early in the fourth, before Zarrilli booted the game-winner.

Adrian Tracy and Herbert led a solid second-half effort for the Tribe defense, which allowed only the fourth quarter field goal, while limiting the Pride to 17 yards rushing and 132 total yards over the final 30 minutes. Herbert had a solo sack in the second half, in addition to his blocked field goal, while Tracy shared the team lead with sophomore linebacker Michael Pigram with 10 total tackles.



Joe Nicholas brings in a 46-yard touchdown catch against Hofstra.



## Team Notes

### Tough Sledding

The College is currently playing the nation's third-toughest schedule, in terms of overall combined opponent's winning percentage (.618). The winning percentage of the squad's remaining opposition is an impressive .750 (18-6), which also ranks third nationally.

### Point(s) of Interest

By putting up 34 points in the loss to UMass, the College has now scored 21, or more, points in seven of its eight games this season with the only exception being the team's 41-3 loss at Virginia Tech.

The College has scored 31, or more, points in four of its seven FCS contests. Last season, the College breached the 20-point mark just three times in 11 games.

But, the 2006 season was an aberration, as in the 168 games since the College first started conference play, the team has scored 20-plus points an amazing 123 times, or 73 percent of its total games.



*Michael Pigram scores on a 62-yard fumble recovery vs. UMass.*

### Passing Interests

The College has remained at, or near, the top of the league in passing offense the entire season. Currently, the Tribe's average of 290.8 yards passing per game is the CAA's second-best figure. Led by junior all-conference candidate, quarterback Jake Phillips, the College's offense is averaging 31.4 points per contest, which ranks sixth in the league.

Hofstra will counter with the league's top defense, in terms of total yards allowed, as it has yielding a paltry 284.0 total yards per contest. The Pride also boasts the league's top rush defense, as it has allowed just 99.5 rushing yards a game and a league low seven rushing touchdowns.

### Crazy Afternoon

While the final score showed the College on the short side of a 48-34 loss to fourth-ranked UMass last Saturday, the game did see W&M rally from three different deficits to either take the lead, or tie the score. The last, and largest, deficit the Tribe rebounded from was a 10-point, fourth-quarter hole.

The following are some other notes from the afternoon:

- The two team's combined for 13 scoring drives in the game. Of those 13, six required less than five plays. Additionally, the game featured a one, two, three, four (twice), five, six (twice), eight, nine, 10 and 11-play scoring drives.
- Five of the 13 scoring drives covered 22-yards, or less, with the Tribe fashioning one of negative yardage, a minus-1 yard drive that led to its final points, a 20-yard field Pate field goal.
- The two team's combined for 38 fourth-quarter points, including 28 by UMass. Interestingly, the total was only the Tribe's second-highest combined scoring quarter of the season, behind the 42 in the first quarter at Villanova.
- UMass came into the game with just six total fumbles in its first seven contests, then put the ball on the ground on consecutive offensive snaps in the fourth quarter. The first was scooped and scored (62 yards) by Tribe linebacker Mike Pigram, the second was recovered and advanced 22 yards to the Minutemen's 2-yard line by linebacker Josh Rutter and eventually led to a short field goal. Remarkably, the College did the Minutemen one better, as it fumbled on consecutive touches in the third quarter (fumbled on reception, then, after UMass cashed the turnover into TD, the Tribe fumbled on the ensuing kick return).
- The Tribe had four possessions in the third quarter and held the ball for a remarkable 11:14. But, only one of those four possessions resulted in a score, a 1-yard run by Phillips. W&M missed a pair of field goals and fumbled on the other two possessions.
- Speaking of field goals, W&M attempted six total on the afternoon, which matched the second-highest single-game total in the FCS this season. The single-game high for 2007 is seven by Western Illinois vs. South Dakota State.

### Good Discipline

The College is currently the least penalized team in the CAA and it's average of just 38.8 penalty yards per game ranks sixth nationally.

### Who Cares?

William and Mary's average game time for the season (3:08) is currently the highest figure in the Colonial Athletic Association. Who has the fastest average game time in the league? Northeastern (2:45).

### Last Road Trip

The Tribe's last road game was a 21-20 win at Maine (Oct. 13) and snapped a three-game losing skid against the CAA's Northern Division. The College bounced back from a 14-point first-half deficit to score 21-straight points against the Black Bears. The young defense turned in a spirited effort in holding Maine to only two fourth-quarter field goals.

The Tribe's defensive unit yielded just two conversions on 10 Black Bear third down attempts. It was the team's second best effort on third downs this season with the top coming in the team's 63-16 win in Lexington when it limited VMI to just two conversions in 12 attempts.

## Statistical Breakdown

	W&M	HU
<b>SCORING</b>	<b>251</b>	<b>222</b>
Points per Game	31.4	27.8
<b>FIRST DOWNS</b>	<b>182</b>	<b>169</b>
Rushing	68	56
Passing	104	105
Penalty	10	8
<b>RUSHING YARDAGE</b>	<b>985</b>	<b>1273</b>
Yards Gained	1236	1487
Yards Lost	251	214
Rushing Attempts	304	291
Average per Rush	3.2	4.4
Average per Game	123.1	159.1
Rushing Touchdowns	15	15
<b>PASSING YARDAGE</b>	<b>2326</b>	<b>2121</b>
Att-Comp-Int	282-161-5	283-176-15
Average per Pass	8.2	7.5
Average per Catch	14.4	12.1
Average per Game	290.8	265.1
Passing Touchdowns	15	10
<b>TOTAL OFFENSE</b>	<b>3311</b>	<b>3394</b>
Total Plays	586	574
Average per Play	5.7	5.9
Average per Game	413.9	424.4

## Tribe Quick Facts

Location: . . . . . Williamsburg, Va.  
 Founded: . . . . . 1693  
 Enrollment: . . . . . 5,500  
 Colors: . . . . . Green, Gold and Silver  
 President: . . . . . Gene R. Nichol  
 Chancellor: . . . . . Sandra Day O'Connor  
 Athletics Director: . . . . . Terry Driscoll  
 Stadium: . . . . . Walter J. Zable Stadium at Cary Field  
     Capacity: . . . . . 12,259  
     Surface: . . . . . FieldTurf Pro  
 NCAA Affiliation: . . . . . Division I FCS  
 Conference: . . . . . CAA Football Conference  
 2006 Record: . . . . . 3-8 (1-7 A-10)  
 Ticket Information: . . . . . (757) 221-3340  
 Website: . . . . . www.TribeAthletics.com

## Pride Quick Facts

Location: . . . . . Hempstead, N.Y.  
 Founded: . . . . . 1935  
 Enrollment: . . . . . 13,000  
 Colors: . . . . . Blue, White and Gold  
 President: . . . . . Stuart Rabinowitz  
 Athletics Director: . . . . . Jack Hayes  
 Stadium: . . . . . James M. Shuart Stadium  
     Capacity: . . . . . 15,000  
     Surface: . . . . . FieldTurf  
 NCAA Affiliation: . . . . . Division I FCS  
 Conference: . . . . . CAA Football (Northern)  
 2006 Record: . . . . . 2-9 (1-7, CAA)  
 Website: . . . . . www.hofstra.edu/athletics  
 SID: . . . . . Jim Sheehan  
     Office Phone: . . . . . (516) 463-6764  
     Email . . . . . jim.b.sheehan@hofstra.edu



# Game Notes

## The Tribe in 2007

Overall:	4-4
At home:	2 - 2
Away:	2 - 2
On grass:	1 - 1
On turf:	3 - 3
At night:	1 - 2
CAA Football overall:	2 - 3
CAA Football home:	1 - 2
CAA Football road:	1 - 1
By Month:	
August:	0 - 1
September:	3 - 1
October:	1 - 2
November:	0 - 0
When scoring first	0 - 1
When opponent scores first	4 - 3
When leading at half	3 - 1
When trailing at half	1 - 3
When tied at half	0 - 0
When leading after 3 qtrs	3 - 1
When trailing after 3 qtrs	0 - 3
When tied after 3 qtrs	1 - 0
When out-passing opponent	3 - 3
When out-rushing opponent	0 - 0
When out-gaining opp. (total off.)	3 - 1
When out-gained by opp.	1 - 3
When leading TOP	2 - 2
When trailing TOP	2 - 2
With an individual 100-yd rusher	1 - 0
With an individual 200-yd passer	3 - 3
With opponent 100-yd rusher	3 - 2
With opponent 200-yd passer	2 - 3
When leading turnover ratio	3 - 2
When trailing turnover ratio	0 - 2

## Scouting 2007 Opponents This Week

**DELAWARE** (7-1, 4-1), vs. James Madison, Noon  
Last Week: W, at Navy, 59-52

**VMI** (2-6), vs. Charleston Southern, 1 p.m.  
Last Week: L, at Coastal Carolina, 42-35

**LIBERTY** (5-3), vs. Coastal Carolina, 3:30 p.m.  
Last Week: W, vs. Presbyterian, 48-14

**VIRGINIA TECH** (6-2), at Georgia Tech, 7:45 (Thurs.)  
Last Week: L, vs. Boston College, 14-10

**TOWSON** (3-5, 1-4), at Maine, Noon  
Last Week: OPEN

**VILLANOVA** (5-3, 3-2), at Richmond, 3:30 p.m.  
Last Week: W, vs. Hofstra, 35-31

**MAINE** (2-6, 1-4), vs. Towson, Noon  
Last Week: W, at Northeastern, 20-14

**MASSACHUSETTS** (7-1, 5-0), at Rhode Island, Noon  
Last Week: W, at William and Mary, 48-34

**HOFSTRA** (6-2, 3-2), vs. William and Mary, 1 p.m.  
Last Week: L, at Villanova, 35-31

**JAMES MADISON** (6-2, 4-1), at Delaware, Noon  
Last Week: L, vs. Richmond, 17-16

**RICHMOND** (6-2, 4-1), vs. Villanova, 3:30 p.m.  
Last Week: W, at James Madison, 17-16

## Crowded

By attracting 10,187 fans for Homecoming, eight of the school's last 10 home games have gone over the five-figure mark in attendance.

Of the Tribe's top 10 crowds since 1997, when the College readjusted its capacity figure for Zable from 15,000 to 13,279 – then reduced further to its current 12,259, six have occurred over the past two seasons.

Currently, the Tribe's average attendance of 10,310 over its first four home contests ranks second, only to last year's average of 10,645, since the 1997 season.

In terms of percentage of capacity, the College's average of .841 ranks it in the top 25 among all FCS schools, according to the NCAA website.

## Hard Road

Including Saturday's game against at #20 Hofstra, the College is in the midst of a four-game stretch against ranked opponents to end the season. The Tribe's three remaining opponents have a combined record of 18-6. Each are currently ranked in the FCS' top-15 (No. 20 Hofstra, No. 12 James Madison, No. 11 Richmond).

## The Last Time

One has to go back to the 2001 season to find the last time W&M has won the last five games of a regular season. That year, the season-ending surge propelled the squad to a share of the Atlantic 10 Title and an NCAA postseason bid.

That year, a dominant Homecoming performance over an 18th-ranked Maine squad set the stage for what turned out to be an exciting final three-game stretch. The 42-10 win vs. the Black Bears was the second of the five wins in the final stretch.

## Big Start

The 42 combined first quarter points Villanova and W&M scored was a school-record for the Laycock era. The previous record was 37, set in 1985 when Temple ran out to a 28-9 lead after the opening stanza.

The single quarter record for the Laycock era came in the 1988 season, when the College combined with Georgia to score 45 points in the second quarter. The Bulldogs accounted for 35 of those points in what became an eventual 59-24 win over the Tribe.

The NCAA record for first quarter points is 49, set between Portland State and Delaware State in 1990. The record for points in any quarter is 50, set between Alabama State and Prairie View in 1991.

## Did You Know?

Coming into this season, in 11 total victories since the beginning of the 2005 season only one had come with the Tribe scoring fewer than 27 points, a 14-13 win at Liberty in 2006.

This season, the College has doubled that number in just seven games, as it has won 21-20 at Maine and 27-22 against Towson.

Taking that one step further, the College has won and scored fewer than 27 points only four times in its last 34 victories, dating back to the 2002 season.

## Offensive Notes

### Quality Quarterback

Junior all-conference candidate, quarterback Jake Phillips was limited to a season-low 170 passing yards by the talented UMass defensive unit. But, what production he didn't get from his arm, he made up for by making plays with his legs, as he turned in a season-high 72 rushing yards gained and caught his first career pass, a 25-yard completion. While his rushing total was diminished by 23 yards due to losses on sacks, Phillips turned in a total of 244 all-purpose yards. He also accounted for a pair of touchdowns, one rushing and one passing.

The following are some bullet points, highlighting his achievements to this point:

- He has thrown for 240-yards, or more, six times in eight starts.
- He has now thrown for two, or more, touchdowns in six of the eight games.
- Overall his 2,148 passing yards is the second highest figure in the CAA and is eighth nationally.
- His 15 touchdown passes are third in the league and ties him for 15th nationally.
- Phillips average of 284.0 yds/gm of total offense is fourth in the league and 15th nationally.
- He established the school's single-game record for passing yards by throwing for 433 yards in the loss to Delaware.
- On the season, just 41 of his 141 total completions have gone for less than 10 yards. Phillips' average of 15.23 yds/completion is the top figure among FCS quarterbacks who have connected on 100, or more, passes on the season and the fourth-highest figure among all QBs ranked in the top 100 in total passing yards.
- He reached the 1,000-yard mark in just three games, making him the quickest to the figure in school history. The previous record was four (done many times).



**Jake Phillips rushed for a season-high 49 yards vs. UMass. He also recorded his first career reception.**



## Productive

With the pair of touchdowns vs. UMass, Phillips has now accounted for 19 total touchdowns (15 passing and four rushing) on the season and his average of 14.25 points responsible for a contest ranks 15th nationally.

For his career, he has produced a total of 45 total scores (32 passing, 13 rushing) in just 25 appearances, an average of 1.8 per game.

## Protective

Through eight games and 247 attempts, Phillips has thrown just five interceptions. The numbers are even more impressive when looking at games against fellow FCS competition, as three of his picks came at Virginia Tech. Against FCS teams, Phillips has yielded just two interception in 214 attempts with 15 touchdown passes.

## Chart Climbing

Phillips' 170-yard effort on Saturday moved his career total to 4,475 passing yards, the eighth highest figure in school history. He now rests 64 yards from passing Chris Garrity and his seventh place total of 4,536 yards set between 1979-81.

His touchdown pass against the Minutemen moved his career total to 32, which keeps him in the No. 8 position on the Tribe's all-time listing.

His 219 yards of total offense against UMass moved his career total to 4,849 yards, which also is the eighth highest total on the all-time listing.

He also ranks eighth and ninth in the school's pass completions (334) and passing attempts (578) all-time listings, respectively. (See complete listing on page 10)

## Crystal Ball

If Phillips were to maintain his current average of 268.5 passing yards per game, he would become just the fourth quarterback in school history to eclipse the 3,000-yard passing mark in a season. Only two Tribe quarterbacks, former All-Americans Mike Cook (1995-98) and Lang Campbell (2002-04), have accomplished the feat during an 11-game regular season. Campbell holds the school's 11-game standard, as he threw for 3,037 yards during the 2004 regular season, on his way to winning the Payton Award. Cook's 1998 total of 3,028 passing yards sits second on the school's 11-game record books. Phillips' current average would put him at 3,109 yards.

## Courtland Marriner Continues To Impress

The 5-9, 181-pound native of Chesapeake, Va. had what could have been his finest game running the ball of his young career against UMass. Marriner toted the ball a career high 21 times for 86 yards, averaging 4.1 yards per attempt. Marriner included his two longest career carries (25 and 21 yards) as he was able to use his excellent speed to get to, and around, the edge of what is a very fast UMass defense.

His performance was especially encouraging in light of the fact that his performance alone significantly improved the entire team's rushing output from a season ago, as UMass had limited the Tribe to a '06 season-low 30 rushing yards on 21 carries.

The afternoon's efforts also made him the team's leading rusher, as he has 348 yards on 80 attempts, which is also a team-high. He is averaging 4.3 yards an attempt for the season and has rushed for 80-plus yards in two of the last three games, including an 81-yard effort at Villanova. His career high came in the second game of the year when he gained 107 yards on just 13 carries at VMI.

## Elite Atchison

After a series of relatively quiet games, senior tight end Drew Atchison led the team with six receptions for 65 yards and one score in front of the Homecoming crowd. The afternoon was his fourth of the season with five, or more, catches.

While this 6-7, 255-pound frame and good hands have attracted the attention of NFL scouts, the senior has also attracted the attention of opposing defenses. Over the last three games prior to UMass, Atchison had been limited to just four receptions for a total of 38 yards. At Maine, Atchison had two receptions for 14 yards, a week after being held to one catch for 21 yards at Villanova.

Currently, he is tied for the team lead for receptions (28) and his four touchdown catches rank second on the squad. His 428 receiving yards is currently the team's third highest total.

Atchison could become only the second tight end in Laycock's 28-year tenure to lead the team in either receptions or receiving yards. Glenn Bodnar (1982-84) did both in 1984, establishing team position records for both single-season receptions (69) and receiving yards (757). The position record for single-season touchdowns is held by Mike Leach (1998-99), who had six touchdowns to go along with 58 catches for 653 yards in 1998.

Atchison has two 100-yard receiving games against Delaware (139) and Liberty (103). He contributed several big plays in the team's double overtime win vs. Liberty, but none bigger than his 15-yard, diving touchdown catch in the first overtime period. In fact, five of his six catches against the Flames were for 15-yards, or more. He also had one of the team's biggest offensive plays in the season opener with Delaware, as he brought down a 50-yard touchdown catch and run. His 139-yard effort stands as the best single-game performance for a Tribe tight end since Glenn Bodnar set the school's position record with a 183-yard performance vs. Colgate in 1983. Atchison's six-receptions against the Blue Hens are the most for a Tribe tight end since 1999, when current Denver Bronco, Mike Leach, had seven receptions for 64 yards in a 30-20 loss to James Madison.

Atchison has now caught a pass in 13 straight contests for the College. His last game without a reception came in the sixth game of last season at Liberty.

## CAA FOOTBALL CONFERENCE



### 2007 CAA Football Standings

South	CAA	Overall	H	A
Delaware	4-1	7-1	4-0	3-1
Richmond	4-1	6-2	3-0	3-2
James Madison	4-1	6-2	4-1	2-1
Villanova	3-2	5-3	4-0	1-3
<b>William and Mary</b>	<b>2-3</b>	<b>4-4</b>	<b>2-2</b>	<b>2-2</b>
Towson	1-4	3-5	2-2	1-3

North	CAA	Overall	H	A
Massachusetts	5-0	7-1	4-0	3-1
Hofstra	3-2	6-2	3-1	3-1
New Hampshire	3-2	6-2	3-0	3-2
Maine	1-4	2-6	1-2	1-4
Northeastern	0-5	1-7	1-3	0-4
Rhode Island	0-5	1-7	0-3	1-4

### Around CAA Football This Week

Saturday, Nov. 3	Time/TV
*James Madison at Delaware	Noon/CSN
*Towson at Maine	Noon/WABI
*Northeastern at New Hampshire	Noon
*Massachusetts at Rhode Island	Noon
*William and Mary at Hofstra	1 p.m.
*Villanova at Richmond	3:30 p.m.

### Around CAA Football Next Week

Saturday, Nov. 10	Time/TV
*Rhode Island at Maine	Noon/WABI
*New Hampshire at Massachusetts	Noon/CN8
*Hofstra at Northeastern	Noon
*Villanova at Towson	Noon/CSN
*Richmond at Delaware	1 p.m.
*James Madison at William and Mary	7 p.m.

### Last Week's CAA Football Results (Oct. 27)

- \*Massachusetts 48, William and Mary 34
- \*Richmond 17, James Madison 16
- \*New Hampshire 49, Rhode Island 36
- \*Maine 20, Northeastern 14
- \*Villanova 35, Hofstra 31
- Delaware 59, Navy 52

### Last Week's CAA Football Players of the Week

- Offense: Joe Flacco, Delaware, QB
- Defense: Stephen Howell, Richmond, DB
- Special Teams: Angelo Babbaro, Villanova, KR
- Rookie: Martel Moody, Villanova, DB

# Game Notes



## National Rankings

### CAA Football in the National Polls

Sports Network (Oct. 29)	FCS Coaches (Oct. 22)
Massachusetts (3)	Massachusetts (4)
Delaware (7)	Delaware (7)
New Hampshire (8)	New Hampshire (8)
Richmond (11)	Richmond (11)
James Madison (12)	James Madison (12)
Hofstra (20)	Hofstra (20)
Villanova (23)	Villanova (25)

### Sports Network FCS Top 25 - Oct. 29 Poll

Team (First Place Votes)	Record	Last Week
1. Northern Iowa (59)	8-0	1
2. North Dakota State (37)	8-0	2
3. Massachusetts (6)	7-1	4
4. Montana (7)	8-0	3
5. McNeese State (3)	8-0	5
6. Southern Illinois	7-1	7
7. Delaware	7-1	9
8. New Hampshire	6-2	8
9. Appalachian State	6-2	10
10. Wofford	7-2	11
11. Richmond	6-2	14
12. James Madison	6-2	6
13. Delaware State	7-1	12
14. Elon	6-2	16
15. Yale	7-0	13
16. Eastern Kentucky	7-2	17
17. Georgia Southern	6-2	22
18. Grambling State	7-1	21
19. Western Illinois	6-3	24
20. Hofstra	6-2	15
21. Alabama A&M	7-1	NR
22. Youngstown State	5-4	20
23. Villanova	5-3	NR
24. Eastern Washington	5-3	NR
25. Nicholls State	5-3	18

## Tribe Football Honor Roll

### CAA Defensive Player of the Week

Derek Cox - Oct. 1

### CAA Special Teams Player of the Week

Brian Pate - Sept. 17

### CAA Rookie of the Week

Cameron Dohse - Oct. 15

### SME Network Weekly Stars

Drew Atchison (TE) - Sept. 4, Sept. 18

## Dohse's Debut Impressive

After two weeks of red-hot play, red-shirt freshman wide out Cameron Dohse was limited to just one catch for 15 yards vs. UMass. The Clifton, Va. native was coming off an outing where he established career highs in both receptions (7), receiving yards (123) and touchdowns (2) against Maine. The performance earned him the CAA's Rookie of the Week honors.

It was the second consecutive outing that Dohse breached the 100-yard receiving mark, as he set short-lived career highs in catches (6) and receiving yards (117) at Villanova on Oct. 6. Also included in his evening was a slick 24-yard touchdown grab.

Few could have predicted that the 6-0, 186-pound product of Centreville High (Clifton, Va.) would have much of an opportunity to make an impact coming into the season, as the College appeared to be loaded at the position. But, a preseason injury to one incumbent starter, senior Joe Nicholas, and then a season ending injury to another featured receiver (D.J. McAulay) in the team's first game provided an opportunity that Dohse grabbed with both hands.

Dohse is averaging an impressive 19.8 yards per catch over his 22 receptions on the season for a total of 435 yards and has a team-high five touchdown receptions. Each of his scoring grabs has been over 20 yards (22, 24, 27, 31 and 33).

While Joe Nicholas' freshman school records for receptions (66) and receiving yards (799) seem to be slightly out of reach with just four games remaining, Dohse does have an outside chance of making a run at former Tribe great Dave Conklin's freshman record of nine touchdown receptions.

## Perspective

The last Tribe player to record back-to-back 100-yard receiving games was All-American wide receiver Dominique Thompson, who went for 118 and 185 yards in back to back games against Hampton and Delaware in the first and second rounds of the 2004 NCAA Playoffs.

Multiple-time All-American Rich Musinski was the last Tribe player to record three-straight 100-yard receiving games, as he put up four consecutive 100-yard efforts between the sixth and ninth games of the 2002 season.

## Elliott Mack Also Enjoying Breakout Season

While Dohse has been a steady presence in the receiving corps, speedy junior Elliott Mack has the ability to provide the spectacular for the Tribe's attack. He currently leads the Tribe in receiving yards (472) and his 27 catches and four touchdowns rank third and tied for second, respectively.

On Oct. 6 at Villanova, Mack went over the 100-yard receiving mark, with a three-catch, 105-yard effort. His evening against the Wildcats was highlighted by an impressive 73-yard touchdown catch and run.

With the aforementioned injury to McAulay, Mack is now the team's most dangerous deep threat. He has turned in scoring plays of 73 and 61 yards already on the year, making him the first Tribe player since All-American Dominique Thompson (2004) to score on a pair of 60-plus yard touchdown plays in the same season.

## Steady Archer

Sophomore wide receiver R.J. Archer continues to make plays for the Tribe offense. Archer hauled in three receptions for 24 yards against UMass and also completed his first career pass, a 25-yard strike to quarterback Jake Phillips. At Maine, Archer had four receptions for 29 yards, one game after he brought down five receptions for 57 yards at Villanova. Archer is tied with Atchison for the team lead with 28 receptions, which have gone for 428 yards. Archer extended his streak of consecutive games with at least one catch to 19, which accounts for every career appearance. He has caught at least two passes in 15-straight appearances, including three, or more, in the last four games. Against Towson, Archer recorded three receptions for 30 yards, and at Virginia Tech, Archer recorded three receptions as well for 39 yards.

After seeing action in all 11 games of the 2006 season as a wide receiver, Archer concentrated his entire spring, summer and the great majority of his fall camp work outs competing for the starting quarterback position. But, Archer stepped back into the starting line-up at receiver in the season opener due to injuries at the position and didn't miss a beat, contributing five receptions for 58 yards in the season opener.

## Defensive Notes

### Tribe Forces Season-High Four Turnovers vs. UMass

Despite the loss and 48 points surrendered to UMass, the Tribe defense turned in an overall encouraging performance, which included a season-high four turnovers gained. W&M got interceptions from linebacker Michael Pigram and defensive end Adrian Tracy and fumble recoveries by Pigram and linebacker Josh Rutter. Both interceptions were the first for Pigram and Tracy. Pigram also returned his fumble recovery 62 yards for a touchdown, his first-career score, while Rutter returned his 22 yards to the 2-yard line to set up Brian Pate's 20-yard field goal.

The last time the Tribe forced four turnovers in a game was the 2006 season-opener at Maryland, where W&M recovered three fumbles and had one interception. The Tribe's previous season-high for forced turnovers was three against Towson, which all came on interceptions. W&M now has seven picks, one shy of last season's 11-game total, and five fumble recoveries for a total of 12 forced turnovers through eight games.

### W&M Records Second Defensive Touchdown

Another highlight for the defense was its second touchdown of the season on Pigram's aforementioned 62-yard fumble return. The first came on Terrell Wells' 38-yard fumble return in the season-opener vs. Delaware. W&M did not score a defensive touchdown last season and last had two, or more, in the same season in 2005. That year, the Tribe actually scored two defensive touchdowns in the same game on a pair of interception returns at Villanova.





## Pigram's Performance Worth Noting

Junior linebacker Michael Pigram led the defensive effort vs. UMass with an individual performance that ranks among the best in recent years for a Tribe defender. Pigram recorded a career-high 14 total tackles, including 10 unassisted stops, recovered a fumble and returned it 62 yards for a touchdown, recorded his first-career interception and also had his first career quarterback sack.

Pigram's 62-yard fumble return for a touchdown was the longest fumble return for a touchdown since Mike Beverly's 46-yard return for a score against VMI in 1998. The last player to have a fumble recovery and an interception in the same game was Jon Shaw in 2005 against Richmond. The last player to score a defensive touchdown and have a quarterback sack in the same game was Ryan Nickell against Towson, also in 2005. Nickell returned an interception 72 yards for a touchdown.

On the strength of Saturday's game, Pigram brought his season total for tackles to 66, which is just three shy of his career-high, 11-game total of 69 last season. He ranks second on the squad with 66 total stops and is 15th in the CAA in tackles per game (8.2).



*Josh Rutter returns a fourth-quarter fumble recovery 22 yards to set up a field goal vs. UMass.*

## Strong Second Half Helps Tribe Win at Maine

The defensive effort in the second half played a huge role in the Tribe's 21-20 win at Maine on Oct. 13. Despite a tough first half, the defense buckled down in the second half and allowed only a pair of late Black Bear field goals to secure the victory. Taking into account Maine had first downs inside the Tribe 25-yard line on both field goal drives, the defensive stands were even more critical.

After W&M took the lead 21-14 in the fourth, Maine reached the red zone on its next possession and had a first down at the Tribe 16. A key sack by Adrian Tracy on third down though left the Black Bears with only a 32-yard field goal. On the Tribe's next possession, a fumbled punt snap gave it right back to Maine at the W&M 24-yard line. Maine managed only five yards on three plays, thanks in part to a key pass break-up by Derek Cox on second down, and again settled for a field goal, before the Tribe ran out the clock on offense.

W&M allowed only 132 total yards in the second half, and the Black Bears were just 1-for-5 on third down conversions after halftime. Also, only 51 of Maine's 125 yards passing came in the second half.

Maine was also denied on a fourth-down conversion attempt early in the third quarter, a stop that helped swing the momentum in the Tribe's favor. Facing a fourth-and-one at the W&M 11-yard line leading 14-7, Maine running back Jamal Fluellen was stacked up for no gain by linebackers Josh Rutter and Wes Steinman, resulting in a turnover on downs. W&M went on to tie the game on its ensuing possession.

## Third Down Success A Winning Trend

Maine's lone successful third-down conversion in the second half matched its total from the first half, as the Black Bears were just 2-for-10 on third-down tries against the Tribe in the game. In the Tribe's four victories this season, opponents have converted 30.2% of their third-down attempts (16-for-53). Conversely, in the Tribe's four losses, opponents have had a 48.2% success rate on third downs (27-for-56).

## Pass Defense Second in the Conference

Despite allowing an opponent season-high 218 yards passing to UMass, the Tribe's pass defense was still ranked second in this week's CAA stats report. W&M is allowing 175.5 passing yards per game, which is less than a full yard per game behind JMU (173.3). On the strength of holding Maine to 125 yards passing, W&M had its season average to a league-low 169.4 yards passing per game last week. The Tribe's total of seven interceptions is the fourth-best total in the CAA.

## Youth Movement on Defense

A look at the Tribe's roster reveals only three seniors on the defensive side of the ball, while a glance at the two deep shows nine redshirt or true freshmen and an additional eight redshirt or true sophomores. This season, seven defensive players have made their first career start, including most recently true freshman tackle Michael Stover who started at Maine. An additional 10 players have seen the playing field for the first time this season. Six sophomores have started, and the 10 players to see their first collegiate snaps this season are redshirt freshmen Evan Francks (LB), Michael Alvarado (DB), Bryan Jean-Pierre (DL), Derek Toon (DL), Carl Watts (DL), Nick Dewispelaere (LB), Wes Steinman (LB) and Ben Cottingham (DB) and true freshmen Terrell Wells (DB) and Stover.

## Tribe Among CAA Statistical Leaders

Taking a look at this week's CAA stats, sophomore strong safety David Caldwell is 12th in tackles per game, averaging 9.0 stops per game. Caldwell leads the team with 72 total tackles and has the league's third-best total for an underclassmen. Junior linebackers Josh Rutter and Michael Pigram were tied for 15th, averaging 8.2 tackles per game. With three interceptions, Derek Cox is second in the league lead in total interceptions and second in passes defended (1.00). In conference games only, Pigram is seventh in tackles per game (9.8), as the junior has recorded 49 of 72 stops in CAA games.

## Tribe Record Watch (Through 10/27)

### Touchdown Receptions

1. Rich Musinski, 2000-03	31
2. Dave Conklin, 1996-99	27
3. Harry Mehre, 1985-88	26
4. Joe Nicholas, 2004- Mike Tomlin, 1991-94	20
6. Chris Rosier, 1997-2000	19
7. Vito Ragazzo, 1948-50	18
8. Josh Whipple, 1994-96	17
9. Dominique Thompson, 2001-04	16
10. Kurt Wrigley, 1980-82	15

### Receptions

1. Rich Musinski, 2000-03	223
2. Dave Conklin, 1996-99	190
3. Jeff Sanders, 1981-84	175
4. Chris Rosier, 1997-00	174
5. Michael Clemons, 1983-86	172
6. Joe Nicholas, 2004	166
7. Harry Mehre, 1985-88	161
8. Glenn Bodnar, 1982-84	145
9. Kurt Wrigley, 1980-82	141
10. Terry Hammons, 1991, 1993-95 Corey Ludwig, 1990-93	140

### Receiving Yards

1. Rich Musinski, 2000-03	4168
2. Dave Conklin, 1996-99	3269
3. Chris Rosier, 1997-00	2884
4. Harry Mehre, 1985-88	2748
5. Jeff Sanders, 1981-84	2352
6. Corey Ludwig, 1990-93	2349
7. Joe Nicholas, 2004-	2278
8. Terry Hammons, 1991, 1993-95	2134
9. Dominique Thompson, 2001-2004	2123
10. Mike Tomlin, 1991-94	2054

### Career 100-Yard Receiving Games

1. Rich Musinski, 1999-2003	21
2. David Conklin, 1995-1999	12
3. Chris Rosier, 1996-2000 Mark Compher, 1987-1990	8
5. Joe Nicholas, 2004- Josh Whipple, 1992-1996	7



# Game Notes

## Tribe Record Watch (Through 10/27)

### Passing Yards

1. Dave Corley, Jr., 1999-02	9805
2. Stan Yagiello, 1981-85	8249
3. Mike Cook, 1995-98	7295
4. Chris Hakel, 1988-91	7025
5. Lang Campbell, 2001-2004	6494
6. Shawn Knight, 1991-94	5705
7. Chris Garrity, 1979-81	4536
8. <b>Jake Phillips, 2005-</b>	<b>4475</b>
9. Tom Rozantz, 1975-78	4019
10. Dan Darragh, 1965-67	3361

### Total Offense

1. Dave Corley, Jr., 1999-02	10948
2. Stan Yagiello, 1981-85	8168
3. Mike Cook, 1995-98	7245
4. Lang Campbell, 2001-2004	7149
5. Chris Hakel, 1988-91	7058
6. Shawn Knight, 1991-94	6408
7. Tom Rozantz, 1975-78	5385
8. <b>Jake Phillips, 2005-</b>	<b>4849</b>
9. Bill Deery, 1972-74	4589
10. Chris Garrity, 1979-81	4320

### Passing Attempts

1. Stan Yagiello, 1981-85	1246
2. Dave Corley, Jr., 1999-02	1168
3. Chris Garrity, 1979-81	913
4. Mike Cook, 1995-98	872
5. Chris Hakel, 1988-91	869
6. Lang Campbell, 2001-2004	763
7. Tom Rozantz, 1975-78	696
8. Shawn Knight, 1991-94	580
9. <b>Jake Phillips, 2005-</b>	<b>580</b>
10. Dan Darragh, 1965-67	535

### Pass Completions

1. Stan Yagiello, 1981-85	737
2. Dave Corley, Jr., 1999-02	676
3. Mike Cook, 1995-98	540
4. Chris Hakel, 1988-91	523
5. Lang Campbell, 2001-2004	495
6. Chris Garrity, 1979-81	407
7. Shawn Knight, 1991-94	380
8. <b>Jake Phillips, 2005-</b>	<b>334</b>
9. Tom Rozantz, 1975-78	315
10. Dave Murphy, 1980-83	288

### Touchdown Passes

1. Dave Corley, Jr., 1999-02	73
2. Mike Cook, 1995-98	62
3. Lang Campbell, 2001-04	54
4. Stan Yagiello, 1982-85	51
5. Shawn Knight, 1991-94	46
6. Chris Hakel, 1988-91	43
7. Buddy Lex, 1946-49	36
8. <b>Jake Phillips, 2005-</b>	<b>32</b>
9. Dan Darragh, 1965-67	30
10. Chris Garrity, 1979-81	27

### Caldwell Leads Tribe In Tackles

Sophomore strong safety David Caldwell is building a case for postseason honors, turning in another strong performance in the win over Massachusetts with seven unassisted tackles. At Maine, Caldwell shared the team lead against the Black Bears with nine total tackles.

This season, Caldwell leads the Tribe with 72 tackles, including a team-best 42 unassisted stops. He has 4.5 stops behind the line of scrimmage, one forced fumble and an interception.

He recorded a career-high 15 total tackles, including 1.5 for loss, earlier this season in the win at VMI, surpassing his previous career mark of 10 set last year against Richmond. Caldwell's 15 stops were the highest single-game tackle total since former safety James Miller ('06) recorded 16 at Villanova in 2005. Caldwell also forced a fumble against the Keydets and broke up a pass.

### Tracy Gets Back on Track

Sophomore defensive end Adrian Tracy continued his recent strong play with a seven-tackle effort in the win at Maine and followed with his first-career interception in the loss to UMass. It was the second interception by a Tribe defensive lineman this season with Sean Lissemore having the other vs. Towson. At Maine, Tracy Included his second solo quarterback sack of the season, a key play in the fourth quarter that came on a third down situation. For his effort, Tracy was named the coaching staff's defensive player of the week.

Tracy turned in an impressive effort at Virginia Tech on Sept. 22, collecting a game and season-high 3.0 tackles for loss and finishing with six total tackles in all, including five unassisted stops. He continued the resurgence the following week against Towson with six unassisted tackles, including a solo TFL, and then led team in tackles at Villanova on Oct. 6 with nine total stops. Tracy, who led the Tribe and all league rookies in 2006 in tackles for loss (15.5) and quarterback sacks (6.0), grabbed his first passer sack of the season against the Hokies and brought his TFL total to 6.5 against Maine.

### Cox's Performance Gains League Award

Junior Derek Cox was named the CAA Defensive Player of the Week for his effort in the Tribe's win over Towson, becoming the first Tribe player to earn the award since Stephen Cason (2001-05) in 2005. Cox recorded a pair of interceptions against the Tigers, becoming the first Tribe defender to accomplish the feat since 2005 and added an additional three pass break-ups.

With opponent's offensives often directing their attack away from Cox, the junior was putting together a solid, but rather quiet season, up until the Towson game. Since then, Cox was credited with four solo stops at Villanova and followed with a game-high eight unassisted tackles in the victory at Maine. Against UMass, Cox collected seven total tackles, including six unassisted stops and a tackle behind the line of scrimmage. Cox is second in the CAA in total interceptions with three and is also tied for second in passes defended per game (1.00).

### Rutter Continues Solid Play

Junior linebacker Josh Rutter has been a key leader and consistent contributor for the young Tribe defense this season, ranking among the team leaders in nearly every statistical category. His return to form this season, after missing eight games in 2006 due to a knee injury, has been a welcome boost. He continued his strong play in the loss to UMass with eight total tackles, including five solo. He also forced a fumble he then recovered and returned 22 yards to set up a field goal. It was the third fumble recovery of the season for him. At Maine, Rutter shared the team lead with nine total tackles in the victory and broke up a pass. He is third on the squad with 65 stops and has four pass break-ups and one sack.

Rutter led all league rookies as a redshirt freshman in 2005 with 109 total tackles and tallied 6.5 tackles for loss that season. He has seven career double-digit tackle games, including two this season. After missing the final eight games of 2006, Rutter came back strong this fall with 11 total tackles in the season opener against Delaware. At Virginia Tech, Rutter accomplished a first, recording a quarterback sack against the Hokies. It was one of a season-high four sacks for the Tribe. In the win over Liberty, Rutter recorded 15 stops, one shy of his career-mark set in 2005 against Marshall.

Rutter is averaging 8.2 tackles per game, which is 15th in the CAA.

### Defensive Quick Hits

- Sophomore Adrian Tracy recorded his first career interception against UMass and the second for a defensive lineman this season (Sean Lissemore, vs. Towson).
- Senior T.J. O'Neill made his first start at defensive end this season, while sophomore C.J. Herbert made his first at tackle after starting the first seven at defensive end.
- Junior Michael Pigram recorded the first interception, touchdown and sack of his career against UMass.
- Senior Ryan Horvath made his first start at linebacker since the Virginia Tech game after missing the last three with a concussion.
- Sophomore Sean Lissemore returned to the starting line-up at tackle after missing the Maine game with a shoulder injury.
- True freshman Michael Stover made his first career start at defensive tackle at Maine and recorded four total tackles.
- Stover is the seventh defensive player to make his first career star this season.
- Redshirt freshman tackle Derek Toon recorded a career-high four total tackles at Maine, including an unassisted TFL.
- Sophomore Fred Johnson was credited with a season-high four total tackles, including two solos, at Maine.





# Head Coach Jimmye Laycock



## William and Mary Head Coach Jimmye Laycock

28th Season

Career Record: 182-131-2 (.581)

Comments From Monday's CAA Football Coaches Conference Call:

### • Can you talk about the hard fought game against UMASS this past Saturday?

JL: I thought we played very hard against an outstanding team. We played better on defense and got some turnovers; offensively we moved the ball well. We ended up missing four field goals and you'd like to be able to get points more often when you're [in scoring position].

[After falling behind 34-24, in the fourth quarter] We came back to tie it at 34 all, but were not able to come up with a stop on a big third down. Then [UMass] kicked it in and scored. Really, [the game was] a one touchdown ballgame as you look at it. Our guys played hard, but not hard enough.

### • You mentioned the defense, and even with 48 points allowed, it looked like a good effort by the unit. Why do you feel you were so effective and where are you seeing improvement with this unit right now?

JL: We've simplified it down and they understand the scheme better and they're playing hard. I thought [junior linebackers] Josh Rutter and Michael Pigram continued to play very, very well. They're around the football making things happen; They got a few turnovers [each recovered fourth quarter fumbles], as well. I think [sophomore lineman] C.J. Herbert has been a very solid consistent player and the team got [fellow sophomore defensive tackle Sean] Lissemore back and that helped us. But there are still plenty of areas we need to get better on. But, except for spots in the fourth quarter, I thought we played pretty well defensively.

### • With the game on the road against Hofstra, do you sense that you'll have some work to do getting the guys back up because they were so high [for UMass]. Does that make it a more difficult motivational chore?

JL: I don't think so, they'll get ready to play. The problem will be with how good a team Hofstra is. With the little tape I've seen on them, they're a very good team. They run well, they've got some athletes on offense. I think that's more of a concern than worrying about possible motivation. I think our guys will be ready to play.

### • What kind of challenge do you face against Hofstra's defense?

JL: They've stopped most everybody they've played. They've got one of the top defenses, if not the top in the conference, so that says it right there. They've got good linebackers, a good front seven who can play hard and run to the ball. They look very good on film.

### • Your defense produced four turnovers against UMass. Can you talk a little bit about those and how they sparked your play?

JL: We got a couple plays. Michael Pigram picked up a fumble and took it in [for a 42-yard touchdown return], Josh Rutter [recovered a fumble] and took it down to the 2-yard line. We weren't able to knock it in and had to settle for a field goal on that possession. We'd like to have scored [seven points] on that one. On the other hand, we turned the ball over twice ourselves there in the fourth quarter. One on the kick off return and one after we completed a pass that would have been very close to a first down. So we gave them two that were big in the fourth quarter also. It just goes back and forth, you have to make some plays and we made some plays, but not enough. Again, credit UMass. They came back from some mistakes and when we tied it up at 34-34, they took the ball to drive it down the field and score and we were not able to stop them. And then we got the ball back and we were not able to take it down there.

### • In reading some of the post-game comments one of your players referenced, "We played good for three quarters but didn't necessarily play great in the fourth." Is that something you talked to them about or is that something they know?

JL: Most of our players are pretty intelligent, they can figure things out and they don't need me to point out things like that. They can look at the tape and understand what they need to do better. And, again, it's not necessarily what we did bad, it's what the other team did well and I thought UMass did a lot very well.

### • Mike had a monster afternoon with 14 tackles, an interception, a fumble recovery, a sack, and a touchdown on his fumble recovery. Can you talk about his season so far and what he's meant to the defense?

JL: Mike is just a great leader, plays very hard and very enthusiastically. He also practices that way. He isn't the biggest linebacker [at 5-10, 220] by any stretch, especially not in this league, but certainly plays hard. He really learns our defense and works hard at it and he's one that you never worry about how he's going to play. He's going to play his same way every game, he's very consistent about his preparation.

## The Laycock File

Hometown: Hamilton, VA

Alma Mater: William and Mary (1970)

Graduate Degree: Clemson (1972)

## Winningest Active NCAA FCS Coaches

(By Victories - Through 10/27/07)

1. Mike Kelly (Dayton, 26 seasons)	243
2. Bob Ford (Albany, 38)	222
3. Joe Taylor (Hampton, 24)	195
4. Al Bagnoli (Penn, 25)	192
5. Jerry Moore (Appalachian State, 25)	187
6. Walt Hameline (Wagner, 26)	184
7. Jimmye Laycock (W&M, 27)	182
Rob Ash (Drake, 27)	182
9. Andy Talley (Villanova, 27)	180
10. Pete Richardson (Southern, 19)	162

## Division I Coaches Most Years at Current Schools

1. Joe Paterno (Penn State, 1966-2006)	42
2. Bob Ford (Albany, 1973-2006)	35
3. Bobby Bowden (Florida State, 1976-2006)	32
4. Jimmye Laycock (W&M, 1980-2006)	28

## Career CAA Football Coaching Victories

1. Bill Bowes (UNH, 1972-98)	97
2. Andy Talley* (VU, 1985- )	91
3. "Tubby" Raymond (UD, 1966-01)	89
4. Jimmye Laycock* (W&M, 1993- )	71
5. Jim Reid (UMass, 1986-91, UR, 95-03)	61

## Laycock in the NCAA Playoffs

Year	Round	Opponent, Result
1986	First Round	Delaware, 17-51 (L)
1989	First Round	Furman, 10-24 (L)
1990	First Round	Massachusetts, 38-0 (W)
	Quarterfinals	Central Florida, 38-52 (L)
1993	First Round	McNeese State, 28-34 (L)
1996	First Round	Jackson State, 45-6 (W)
	Quarterfinals	Northern Iowa, 35-38 (L)
2001	First Round	Appalachian State, 27-40 (L)
2004	First Round	Hampton, 42-35 (W)
	Quarterfinals	Delaware, 44-38, 2 OT (W)
	Semifinals	James Madison, 34-48 (L)

## Laycock vs. CAA Football

Team	W	L	T
Delaware	11	17	0
Hofstra	2	2	0
James Madison	12	15	0
Maine	6	2	0
Massachusetts	4	7	0
New Hampshire	9	2	0
Northeastern	10	2	0
Rhode Island	9	2	0
Richmond	19	8	0
Towson	5	0	0
Villanova	9	8	1



# In the Spotlight

## Graham Falbo, Senior, Fullback

- **Where are you from?:** Centreville, Virginia.
- **What's Centreville best known for?:** Traffic. But, we've also had a lot of American history in the area, things like the Battle of Manassas and many other Civil War events happened in and around the region.
- **Are you interested in history?:** I was, one of my degrees was in history. History and Kinesiology.
- **So you're in grad school now?:** Yes, I am, for my MBA.
- **What are your future plans?:** I'd like to stay involved in the business of sports. I'd like to try my hand at sports management, marketing or something in that area.
- **What other sports in high school did you play?:** I played basketball and did track and field for a little bit, but basically my last two years I concentrated on football.
- **Was there any non-sport activity you were involved with in high school?:** Probably too many. I did National Honor Society, was a class officer involved with the Student Government and I also was a member of the Math Honors Society. Pretty much anything I could get my hands on, I gave it a try.
- **What was your favorite non-sports activity?:** I would say Student Government definitely. Being involved in a new school at Westfield, in Student Government I could come back to the high school and point my finger and say there are a lot of things that I started or helped to start that are still there today.
- **Give an example of one thing in particular.:** In terms of a tangible thing, I had a direct hand in the mascot that currently sits by the football field. Actually a teammate and myself had to drive about an hour to Winchester and pick up this big clay Bulldog that still sits by the football field today. It was our class gift, and it's still standing there today. It was a little heavier than we thought it would be, but we got the job done.
- **You are currently a fullback, but weren't you recruited to come to William and Mary as an offensive lineman?:** I was not recruited . . . I ended up walking on here. They had some interest in me as a long snapper and I played offensive line in high school, so that's what I tried to come in and play.
- **I guess playing on the offensive line wouldn't be easy at 6-0, 240-pounds:** Well, you can be a smaller guy at the offensive line in high school and still do a good job. I came here and I learned a lot about playing the position from [Tribe offensive line] coach [Bob] Solderitch --- he pounds it into your head in meetings. But, I got to the point where I wasn't able to get the necessary size on my frame. And being behind [former all-conference center] Pat Malloy was fun, I learned a lot, but I pretty much knew I wasn't going to be able to get any playing time with him at the position. I had to make a switch. Quick feet was the only thing I had going for me at offensive line, so I decided to shed some pounds and try my hand at fullback.
- **Did the staff really embrace that decision?:** It was my own decision, [running backs] coach [Steven] Jerry had talked to me about switching while I was still playing the line, but it was just kind of my own thing. I wanted to play and get on the field. The staff was very nice about it, they just kind of said "Hey, if that's where you want to play, if that's what you feel you're going to be able to help us as a team, then go ahead."
- **What was your experience here, as a non-scholarship player trying to earn playing time?:** One thing I could really say, coming in, I didn't exactly know who was or wasn't on scholarship. And that really still holds true to this day, I can't tell who's on scholarship and I credit that to the way they treat walk-ons as fairly as everybody else. Now I've gotten on a scholarship and obviously I've benefited from having the money help out with tuition. I love the fact that they hold a few scholarships for walk-ons who have done the work and improved enough to contribute and earn the money. Actually, I wasn't even really what they would call a 'preferred walk-on' initially [a player who gets invited to fall camp as a true freshman]. I was going to come in and start practicing when the school year started for the rest of the student body, but, at the last moment, someone must have quit the team and they invited me to down for the fall drills. I had to decide in a couple of hours to do it, then pack my car and drive down, more-or-less right away. I got [on campus] just hours before the first practice started and was able to participate in it.
- **Your path from walk-on to starter was not an easy one. Talk about some of the set backs and injuries you've endured.:** The big one was the first switch to fullback in the Spring of 2005, my red-shirt freshman year. My red-shirt sophomore year was the first season I actually played fullback. Toward the end of that I knew I had to change my body a little and by the spring I had put myself in good position to compete for playing time, both physically and mentally. Unfortunately, that's when I tore my ACL - in the last practice before the spring game [running practice ending wind sprints]. So, I worked back all last season, rehabbing for nearly an entire year. I really could not have done it without the support of our training staff.
- **What do you think is behind your desire to play football?:** I love everything about it. We always talk about how 11 people being on the same page at once is just really an amazing thing. And I've developed lifetime friendships with the guys on the team. Being a part of this team and program is something I'm going to miss - it was also that desire to be a part of it that drove me to get back out there.
- **Was there ever a time when you doubted that you were going to make it onto the field?:** Absolutely, it was after my true freshman season. I just opened my eyes and looked around the room one meeting. Seeing the other linemen and how big they were and thinking, what am I doing? I pretty much had taken myself off the team, saying I don't think I can play here I'm just going to concentrate on academics. Fortunately, after realizing it was a rash decision and that I love football, I knew I couldn't quit. Luckily they let me back on the team and it's been uphill ever since. It was tough when I blew out my knee to keep everything in focus, but Coach Laycock told me in a season-ending meeting to keep trucking and to not give up. To hear him say that to me, out of 100 players, meant a lot. But, I knew what I had achieved in the spring and I knew I could do make it back and contribute. I just wanted to make myself better for this year, and you know I'm stronger for it.
- **How did it feel when you actually made the first start of your career against Delaware this season?:** It was pretty intense. It is hard to say that I wasn't thinking about all the ups and downs that I've gone through, both individually and with my teammates. It was an amazing feeling for me to just be out there and being able to contribute. It is really a moment that I'll never forget.
- **What do you think makes playing at W&M such a special thing?:** You know, everybody knows [William and Mary] for being a very strong academic school. And it's really rigorous as a school. I think the student-athletes who come out of here not only competed on the field at the highest level, but also competed at a high level in the classroom. As I've come out with a degree already, it something I can hang my hat on and be proud.
- **We have three games left in your senior year, how do you feel like your class is going to look at these remaining contests?:** I go back to my true freshman year [2003] when we had a really rough [1-5] start and we rebounded to win the last four games. It was really amazing how winning those last four games can pull it together going into off-season training. I think that's something we need to mention when we talk to the younger guys. Remind them of that, that we came back next year and did something the school has never done by going 11-3 and winning a championship. We have a board in the locker room of the best teams in our history and to be on there you have to have seven wins, and if we win out we can get up there and make our mark as a senior class.
- **How important is it for the seniors to leave their mark?:** It's extremely important. We are in the middle of one of the hardest four game stretches ever. If we can go out on top, that's going to say a lot about our class and how we were able to bring everybody together - that we were a really great team.
- **What is one thing about you that someone might not know?:** I love to cook. My uncle is a cook and he has got me interested in watching the Food Channel. I really enjoy working with all the spices and using and experimenting with different recipes and ingredients.
- **Several of the guys on the squad have also mentioned that cooking is one of their interests as well, have you ever sampled any teammates work?:** Yes. [Fellow senior] Ryan Horvath and myself are kind of little a duo in our kitchen at home. We share ideas and have worked on several meals together.
- **If there were an Iron Chef-style competition on the squad, who would win?:** Me, no question. My favorite ingredient to use would be chicken.
- **What could you do with Sea Urchin?:** Well (laughing), I've never used it, but I would love to try it, once. I am very game for using new things.





# Tribe Alphabetical Roster

No.	Name	Pos.	Elg.	Ht.	Wt.	Hometown	High/Prep School
41	Alexander, Sheldon	LB	So. (R)	6-1	217	Gordonsville, Va.	Woodberry Forest
65	Allison, Kyle	DL	Fr. (R)	6-2	297	Burke, Va.	Lake Braddock Secondary
26	Alvarado, Michael	DB	Fr. (R)	6-0	198	Gaithersburg, Md.	Gaithersburg
16	Archer, R.J.	QB	So. (R)	6-2	222	Earlysville, Va.	Albemarle
86	Atchison, Andrew	TE	Sr.	6-7	250	Charlottesville, Va.	Albemarle
31	Boykin, Obie	WR	Jr. (R)	6-3	212	Williamsburg, Va.	Surry County
90	Brooks, Sean	DL	Jr. (R)	6-4	220	Poquoson, Va.	Poquoson
6	Caldwell, David	DB	So.	5-11	205	Montclair, N.J.	Lawrenceville School
7	Callahan, Mike	QB	Fr. (R)	5-11	195	Mountville, Pa.	Hempfield
67	Cochran, Brent	OL	Sr. (R)	6-5	306	Reston, Va.	South Lakes
88	Conyers, Terreon	WR	Fr. (R)	5-11	173	Norfolk, Va.	Booker T. Washington
24	Cottingham, Ben	DB	Fr. (R)	5-9	162	Abingdon, Md.	Edgewood
37	Cox, Derek	DB	Jr. (R)	6-1	193	Greenville, N.C.	J.H. Rose
32	Degnan, Dustin	FB	Fr.	6-0	235	Earlysville, Va.	Albemarle
54	Dewispelaere, Nick	LB	Fr. (R)	6-0	215	Virginia Beach, Va.	Floyd Kellam
3	Dill, Marshall	WR	Fr. (R)	5-10	186	Woodbridge, Va.	C.D. Hylton
81	Dohse, Cameron	WR	Fr. (R)	6-0	186	Clifton, Va.	Centreville
57	Donker, Dan	OL	Fr.	6-3	285	Gibbsboro, N.J.	Eastern
36	Downey, Nick	DB	Fr.	5-10	175	Lancaster, Pa.	Lancaster Catholic
34a	Dwyer, Ryan	RB	Fr.	5-10	180	West Long Branch, N.J.	Shore Regional
45	Falbo, Graham	FB	Sr. (R)	6-0	235	Centreville, Va.	Westfield
13	Francks, Evan	LB	Fr. (R)	5-11	210	Medford, N.J.	Shawnee
79	Grant, Michael	OL	Jr. (R)	6-5	300	Wrightstown, N.J.	Notre Dame
55	Hally, Zach	DE	Fr.	6-3	235	Herndon, Va.	Chantilly
9	Harris, Max	DB	So.	5-10	189	Marietta, Ga.	Sprayberry
95	Herbert, C.J.	DL	So. (R)	6-3	262	Germantown, Md.	Northwest
91	Hidalgo-Nice, Mitchell	DL	Fr.	6-2	215	Banks, Ore.	Banks
15	Hill, Chase	WR	Fr. (R)	6-2	195	Virginia Beach, Va.	Princess Anne
63	Hill, Keith	OL	Fr. (R)	6-4	312	Hamilton Square, N.J.	Lawrenceville School
83	Hissong, Gareth	TE	Fr. (R)	6-3	255	Hanover, Pa.	Delone Catholic
53	Hiteshew, Luke	OL	Jr. (R)	6-1	290	Baltimore, Md.	Mount St. Joseph
43	Hobson, Jimmy	FB	Fr. (R)	5-11	218	Cincinnati, Ohio	St. Xavier
8	Holmes, DeBrian	RB	Jr. (R)	5-9	190	Fort Eustis, Va.	Woodside
14	Honbarrier, Will	QB	Fr.	6-2	185	Bedford, Va.	Jefferson Forest
35	Horvath, Ryan	LB	Sr. (R)	6-1	225	Midlothian, Va.	Midlothian
22	Houff, David	DB	Jr. (R)	6-1	200	Blacksburg, Va.	Blacksburg
52	Hyde, Marcus	LB	Fr.	6-3	225	Manassas, Va.	Osborn
58	Jean-Pierre, Bryan	DL	Fr. (R)	6-3	245	Doralville, Ga.	Dunwoody
85	Jessee, Cory	TE	Fr.	6-3	210	Warm Springs, Va.	Bath County
42	Johnson, Fred	DB	So. (R)	6-1	195	Richmond, Va.	St. Christopher's
92	Jones, Ryan	DL	Sr. (R)	6-3	258	Blacksburg, Va.	Blacksburg
51	Kelley, Tim	OL	Sr.	6-2	300	Pataskala, Ohio	Watkins Memorial/Air Force
93	Lissemore, Sean	DL	So. (R)	6-4	271	Dumont, N.J.	Dumont
17	Livingston, Robert	DB	So. (R)	6-3	220	Hendersonville, N.C.	The Hun School/WMU
2	Mack, Elliott	WR	Jr. (R)	6-0	200	Irvington, N.J.	Delbarton
19	Mangas, D.J.	QB	Fr.	6-1	185	Chantilly, Va.	Paul VI
77	Marcey, Jake	OL	Fr.	6-4	280	Gainesville, Va.	Woodberry Forest
25	Marriner, Courtland	RB	Fr. (R)	5-9	181	Chesapeake, Va.	Western Branch
4	McAulay, D.J.	WR	Jr.	5-11	189	New Haven, Conn.	Westminster School
62	McCutcheon, Thomas	OL	So. (R)	6-5	318	Chesapeake, Va.	Deep Creek
87	Miller, David	K/P	Fr. (R)	6-0	177	Centreville, Va.	Westfield
73	Miller, Tyler	OL	Fr. (R)	6-3	293	Virginia Beach, Va.	Floyd Kellam
82	Muro, Evan	TE	Jr. (R)	6-6	242	Newport News, Va.	Warwick
56	Muse, C.J.	OL	So. (R)	6-4	310	Lexington, S.C.	Lexington
29	Neal, James	DB	Fr.	5-9	180	Baltimore, Md.	Salisbury School (Mass.)
51	Newbil, Donte	LB	Fr.	5-10	205	Blackstone, Va.	Central Senior
47	Newby, Mario	DB	Fr. (R)	6-0	190	Dendron, Va.	Surry County
27	Nicholas, Joe	WR	Sr. (R)	6-3	215	Sugarloaf, Pa.	Hazelton Area
30	Nickerson, Matt	RB	So. (R)	5-9	191	Fairfax Station, Va.	Woodson
75	O'Brien, Eric	OL	Jr. (R)	6-1	262	Abbottstown, Pa.	Delone Catholic
31a	O'Connor, Jake	RB/DB	Fr.	6-0	185	Richmond, Va.	Douglas Freeman
72	Oliver, Justin	OL	Sr. (R)	6-4	286	Fairfield, Pa.	Gettysburg
39	O'Neill, T.J.	LB	Sr. (R)	6-1	231	Duxbury, Mass.	Tabor Academy
46	Otey, Matt	FB	Sr. (R)	5-11	231	Hershey, Pa.	Hershey

## Roster By Position

### Quarterbacks (6)

16	Archer, R.J.	So.	6-2	222
7	Callahan, Mike	RF	5-11	195
19	Mangas, D.J.	Fr.	6-1	185
11	Phillips, Jake	Jr.	6-3	219
10	Potts, Michael	Sr.	6-4	226
18	Schmand, Terrance	Fr.	6-3	205

### Tailbacks (7)

8	Holmes, DeBrian	Jr.	5-9	190
25	Marriner, Courtland	RF	5-9	181
30	Nickerson, Matt	So.	5-9	191
38	Riggins, Terrence	Fr.	6-1	215
33	Schonder, Thomas	RF	5-11	186
5	Viola, Tony	Sr.	6-1	216
28	Woolfolk, Ryan	Fr.	5-11	185

### Fullbacks (4)

32	Degnan, Dustin	Fr.	6-0	235
45	Falbo, Graham	Sr.	6-0	235
43	Hobson, Jimmy	RF	5-11	218
46	Otey, Matt	Sr.	5-11	231

### Tight Ends (4)

86	Atchison, Drew	Sr.	6-7	250
83	Hissong, Gareth	RF	6-3	255
82	Muro, Evan	Jr.	6-6	242
98	Varno, Rob	So.	6-5	218

### Wide Receivers (9)

31	Boykin, Obie	Jr.	6-3	212
88	Conyers, Terreon	RF	5-11	173
3	Dill, Marshall	RF	5-10	186
81	Dohse, Cameron	RF	6-0	186
15	Hill, Chase	RF	6-2	195
2	Mack, Elliott	Jr.	6-0	200
4	McAulay, D.J.	So.	5-11	189
27	Nicholas, Joe	Jr.	6-3	215
89	Robertson, Eric	RF	6-2	190

### Offensive Line (17)

67	Cochran, Brent	Sr.	6-5	306
57	Donker, Dan	Fr.	6-3	285
79	Grant, Michael	Jr.	6-5	300
63	Hill, Keith	RF	6-4	312
53	Hiteshew, Luke	Jr.	6-1	290
51	Kelley, Tim	Sr.	6-2	300
77	Marcey, Jake	Fr.	6-4	280
62	McCutcheon, T.	So.	6-5	318
73	Miller, Tyler	RF	6-3	293
56	Muse, C.J.	So.	6-4	310
75	O'Brien, Eric	Jr.	6-1	262
72	Oliver, Justin	Sr.	6-4	286
76	Raxter, Josh	RF	6-6	272
64	Ryan, Daniel	Fr.	6-4	270
60	Schrift, Mike	Fr.	6-2	260
71	Stewart, Brad	Sr.	6-3	287
78	Sutton, Chris	Fr.	6-2	267

# Tribe Football Rosters



No.	Name	Pos.	Elg.	Ht.	Wt.	Hometown	High School
68	Pagliari, James	DE	Fr.	6-3	240	Schnecksville, Pa.	Parkland
80	Pate, Brian	K	So. (R)	5-9	175	Fredericksburg, Va.	Massaponax
11	Phillips, Jake	QB	Jr. (R)	6-3	219	Warm Springs, Va.	Bath County
21	Pigram, Michael	LB	Jr.	5-10	220	Hopewell, Va.	Hopewell
10	Potts, Michael	QB	Sr. (R)	6-4	226	Middletown, Del.	Middletown
99	Pradhanang, Ravi	DL	Fr.	6-3	250	Paramus, N.J.	St. Peter's Prep
96	Pulley, Daniel	DL	So. (R)	6-3	281	Chesapeake, Va.	Atlantic Shores Christian
76	Raxter, Josh	OL	Fr. (R)	6-6	272	Marietta, Ga.	Pope
50	Reyher, Todd	LB	Jr. (R)	6-0	227	Williamsburg, Va.	Lafayette
23	Riggins, Terrence	RB	Fr.	6-1	215	Newport News, Va.	Denbigh
89	Robertson, Eric	WR	So. (R)	6-2	190	Barboursville, Va.	Albemarle
94	Robertson, Harold	DL	Fr.	6-0	295	Richmond, Va.	Hermitage
34	Rojas, Chris	LB	Fr. (R)	5-11	200	Lightfoot, Va.	Bruton
84	Ruffer, David	K	Fr.	6-1	180	Oakton, Va.	Gonzaga
44	Rutter, Josh	LB	Jr. (R)	6-3	230	Union Bridge, Md.	Francis Scott Key
64	Ryan, Daniel	OL	Fr.	6-3	260	Richmond, Va.	Douglas Freeman
18	Schmand, Terrance	QB	Fr.	6-3	205	Buffalo, N.Y.	St. Joseph's Collegiate
33	Schonder, Thomas	RB	Fr. (R)	5-11	186	Round Hill, Va.	Loudoun Valley
60	Schrift, Mike	OL	Fr.	6-2	260	Reading, Pa.	Muhlenburg
45a	Scott, Robert	LB	Fr.	5-10	225	Norfolk, Va.	Norfolk Academy
48	Steinman, Wes	LB	Fr. (R)	6-2	215	Wilmington, N.C.	Hoggard
71	Stewart, Brad	OL	Sr. (R)	6-3	287	Bethel Park, Pa.	Bethel Park
40	Stover, Michael	DE	Fr.	6-3	235	Millersville, Pa.	Penn Manor
78	Sutton, Chris	OL	Fr.	6-2	267	Warrenton, Va.	Fauquier
66	Toon, Derek	DL	Fr. (R)	6-3	275	Chester, Va.	Matoaca
97	Tracy, Adrian	DL	So. (R)	6-4	245	Sterling, Va.	Potomac Falls
49	Trantin, Jake	LB	Fr.	6-1	225	Severn, Md.	Archbishop Spalding
98	Varno, Rob	TE	So. (R)	6-5	218	Wilmington, N.C.	Hoggard
5	Viola, Tony	RB	Sr. (R)	6-1	216	Broadway, Va.	Stonewall Jackson
69	Watts, Carl	DL	Fr. (R)	6-3	255	Midlothian, Va.	James River
38	Wells, Terrell	DB	Fr.	5-10	180	Louisa, Va.	Louisa County
46a	Williams, Harold	LB	Fr.	5-10	225	Brunswick, Va.	Brunswick
28	Woolfolk, Ryan	RB	Fr.	5-11	185	Atlanta, Ga.	Holy Innocent

## Defensive Line (16)

65	Allison, Kyle	RF	6-2	297
90	Brooks, Sean	Jr.	6-4	220
55	Hally, Zach	Fr.	6-3	235
95	Herbert, C.J.	So.	6-3	262
91	Hidalgo-Nice, Mitch	Fr.	6-2	215
58	Jean-Pierre, Bryan	RF	6-3	245
92	Jones, Ryan	Sr.	6-3	258
93	Lissemore, Sean	So.	6-4	271
68	Pagliari, James	Fr.	6-3	240
99	Pradhanang, Ravi	Fr.	6-3	250
96	Pulley, Daniel	So.	6-3	281
94	Robertson, Harold	Fr.	6-0	295
40	Stover, Michael	Fr.	6-3	235
66	Toon, Derek	RF	6-3	275
97	Tracy, Adrian	So.	6-4	245
69	Watts, Carl	RF	6-3	255

## Linebackers (12)

41	Alexander, Sheldon	So.	6-1	217
54	Dewispelaere, Nick	RF	6-0	215
13	Francks, Evan	RF	5-11	210
35	Horvath, Ryan	Jr.	6-1	225
52	Hyde, Marcus	Fr.	6-3	225
39	O'Neill, T.J.	Jr.	6-1	231
21	Pigram, Michael	So.	5-10	220
50	Reyher, Todd	So.	6-0	227
34	Rojas, Chris	RF	5-11	200
44	Rutter, Josh	So.	6-3	230
48	Steinman, Wes	RF	6-2	215
49	Trantin, Jake	Fr.	6-1	225

## Defensive Backs (13)

26	Alvarado, Michael	RF	6-0	198
6	Caldwell, David	So.	5-11	205
24	Cottingham, Ben	RF	5-9	162
37	Cox, Derek	Jr.	6-1	193
36	Downey, Nick	Fr.	5-10	175
9	Oliver, Justin	So.	5-10	189
22	Houff, David	Jr.	6-1	200
42	Johnson, Fred	So.	6-1	195
17	Livingston, Robert	So.	6-3	220
29	Neal, James	Fr.	5-9	180
47	Newby, Mario	RF	6-0	190
31	O'Connor, Jake	Fr.	6-0	185
38	Wells, Terrell	Fr.	5-10	180

## Specialists (2)

87	Miller, David	RF	6-0	177
80	Pate, Brian	So.	5-9	175

## Tribe Numerical Roster

No.	Name	Pos.	34	Rojas, Chris	LB	67	Cochran, Brent	OL
2	Mack, Elliott	WR	35	Horvath, Ryan	LB	68	Pagliari, James	DE
3	Dill, Marshall	WR	36	Downey, Nick	DB	69	Watts, Carl	DL
4	McAulay, D.J.	WR	37	Cox, Derek	DB	71	Stewart, Brad	OL
5	Viola, Tony	RB	38	Wells, Terrell	DB	72	Oliver, Justin	OL
6	Caldwell, David	DB	39	O'Neill, T.J.	LB	73	Miller, Tyler	OL
7	Callahan, Mike	QB	40	Stover, Michael	DE	75	O'Brien, Eric	OL
8	Holmes, DeBrian	RB	41	Alexander, Sheldon	DB	76	Raxter, Joshua	OL
9	Harris, Max	DB	42	Johnson, Fred	DB	77	Marcey, Jake	OL
10	Potts, Michael	QB	43	Hobson, Jimmy	FB	78	Sutton, Chris	OL
11	Phillips, Jake	QB	44	Rutter, Josh	LB	79	Grant, Michael	OL
13	Francks, Evan	LB	45	Falbo, Graham	FB	80	Pate, Brian	K/P
15	Hill, Chase	WR	46	Otey, Matt	FB	81	Dohse, Cameron	WR
16	Archer, R.J.	QB	47	Newby, Mario	DB	82	Muro, Evan	TE
17	Livingston, Robert	DB	48	Steinman, Wes	LB	83	Hisson, Gareth	TE
18	Schmand, Terrance	QB	49	Trantin, Jake	LB	86	Atchison, Andrew	TE
19	Mangas, D.J.	QB	50	Reyher, Todd	LB	87	Miller, David	K/P
21	Pigram, Michael	LB	51	Kelley, Tim	OL	88	Conyers, Terreon	WR
22	Houff, David	DB	52	Hyde, Marcus	LB	89	Robertson, Eric	WR
23	Riggins, Terrence	RB	53	Hiteshew, Luke	OL	90	Brooks, Sean	DL
24	Cottingham, Ben	DB	54	Dewispelaere, Nick	LB	91	Hidalgo-Nice, Mitchell	DL
25	Marriner, Courtland	RB	55	Hally, Zach	DE	92	Jones, Ryan	DL
26	Alvarado, Michael	DB	56	Muse, C.J.	OL	93	Lissemore, Sean	DL
27	Nicholas, Joe	WR	57	Donker, Dan	OL	94	Robertson, Harold	DL
28	Woolfolk, Ryan	RB	58	Jean-Pierre, Bryan	DL	95	Herbert, C.J.	DL
29	Neal, James	DB	60	Schrift, Mike	OL	96	Pulley, Daniel	DL
30	Nickerson, Matt	RB	62	McCutcheon, Thomas	OL	97	Tracy, Adrian	DL
31	Boykin, Obie	WR	63	Hill, Keith	OL	98	Varno, Rob	TE
31a	O'Connor, Jake	DB	64	Ryan, Daniel	OL	99	Pradhanang, Ravi	DE
32	Degnan, Dustin	FB	65	Allison, Kyle	DL			
33	Schonder, Thomas	RB	66	Toon, Derek	DL			





# Start Chart / Red Zone

## Game-By-Game Starters

	Delaware	VMI	Liberty	Va. Tech	Towson	Villanova	Maine	UMass	Hofstra	JMU	Richmond
QB	Phillips	Phillips	Phillips	Phillips	Phillips	Phillips	Phillips	Phillips			
TB	Holmes	Holmes	Holmes	Viola	Marriner	Marriner	Marriner	Marriner			
FB	Archer*	Falbo	Archer*	Archer*	Archer*	Archer*	Archer*	Falbo			
WR	McAulay	Mack	Nicholas	Nicholas	Nicholas	Dohse	Dohse	Dohse			
WR	Mack	Dohse	Dohse	Dohse	Mack	Mack	Mack	Mack			
TE	Atchison	Atchison	Atchison	Atchison	Atchison	Atchison	Atchison	Atchison			
LT	Cochran	Cochran	Cochran	Cochran	Cochran	Cochran	Cochran	Cochran			
LG	Grant	Grant	Grant	Grant	Grant	Grant	Grant	Grant			
C	Hiteshew	Hiteshew	Hiteshew	Hiteshew	Hiteshew	Hiteshew	Hiteshew	Hiteshew			
RG	Muse	Muse	Muse	Muse	Muse	Muse	Muse	Muse			
RT	Stewart	Stewart	Stewart	Stewart	Stewart	Stewart	Stewart	Stewart			
DE	Herbert	Herbert	Herbert	Herbert	Herbert	Herbert	Herbert	O'Neill			
DE	Tracy	Tracy	Tracy	Tracy	Tracy	Tracy	Tracy	Tracy			
DT	Lissemore	Lissemore	Lissemore	Lissemore	Lissemore	Lissemore	Stover	Lissemore			
DT	Jones	Jones	Jones	Jones	Jones	Toon	Toon	Herbert			
OLB	O'Neill	Horvath	Horvath	Horvath	Steinman	O'Neill	O'Neill	Horvath			
ILB	Rutter	Rutter	Rutter	Rutter	Rutter	Rutter	Rutter	Rutter			
OLB	Pigram	Pigram	Pigram	Pigram	Pigram	Pigram	Pigram	Pigram			
SS	Caldwell	Caldwell	Caldwell	Caldwell	Caldwell	Caldwell	Caldwell	Caldwell			
FS	Livingston	Livingston	Livingston	Livingston	Livingston	Livingston	Livingston	Livingston			
CB	Harris	Harris	Harris	Harris	Harris	Harris	Harris	Harris			
CB	Cox	Cox	Cox	Cox	Cox	Cox	Cox	Cox			

\*W&M started with three wide receivers and no fullback.

## Tribe in the Red Zone

### William and Mary Offense In the Red Zone

Opponent	WM In Red Zone	WM TDs	WM FGs	WM FG Missed	WM No Score	RZ Score %
Delaware	5	2	1	1	2	60.0
VMI	8	7	0	0	1	87.5
Liberty	6	5	1	0	0	100.0
Virginia Tech	2	0	1	1	1	50.0
Towson	2	1	1	0	0	100.0
Villanova	3	1	1	0	1	66.7
Maine	1	1	0	0	0	100.0
Massachusetts	6	3	1	2	2	66.7
Hofstra						
James Madison						
Richmond						
TOTALS	33	20	6	4	7	78.8

### Opponents in the Red Zone

Opponent	Opp. in RZ	Opp. TDs	Opp. FGs	Opp. FG Missed	Opp. No Score	Opp. Score %
Delaware	6	6	0	0	0	100.0
VMI	2	1	1	0	0	100.0
Liberty	8	4	2	0	2	75.0
Virginia Tech	4	2	2	0	0	100.0
Towson	6	1	3	0	2	66.7
Villanova	5	5	0	0	0	100.0
Maine	4	1	2	0	1	75.0
Massachusetts	6	6	0	0	0	100.0
Hofstra						
James Madison						
Richmond						
TOTALS	41	26	10	0	5	87.8

# Tribe Single-Game Highs



## Individual Single-Game Highs

Pass Attempts: ..... 41, J. Phillips vs. Delaware, 8/30  
 Pass Completions: ..... 26, J. Phillips vs. Delaware, 8/30  
 Passing Yards: ..... 433, J. Phillips vs. Delaware, 8/30  
 Passing TDs: ..... 3, J. Phillips at VMI, 9/8; vs. Liberty, 9/15  
 Rushing Attempts: ..... 23, D. Holmes vs. Liberty, 9/15  
 Rushing Yards: ..... 107, C. Marriner at VMI, 9/8  
 Rushing TDs: ..... 3, D. Holmes at VMI, 9/8  
 Receptions: ..... 7, D. McAulay vs. Delaware, 8/30; C. Dohse at Maine, 10/13  
 Receiving Yards: ..... 161, D. McAulay vs. Delaware, 8/30  
 Receiving TDs: ..... 2, C. Dohse at Maine, 10/13  
 Total Offensive Yards: ..... 462, J. Phillips vs. Delaware, 8/30  
 All-Purpose Yards: ..... 166, C. Marriner at VMI, 9/8  
 Total Points: ..... 18, D. Holmes at VMI, 9/8  
 Points Kicking: ..... 12, B. Pate vs. Liberty, 9/15  
 Points Rushing: ..... 18, D. Holmes at VMI, 9/8  
 Points Receiving: ..... 12, C. Dohse at Maine, 10/13  
 Field Goals Made: ..... 2, B. Pate vs. Liberty, 9/15; vs. Towson, 9/29; vs. UMass, 10/27  
 Field Goals Attempted: ..... 6, B. Pate vs. UMass, 10/27  
 PATs Attempted: ..... 9, B. Pate at VMI, 9/8  
 PATs Made: ..... 9, B. Pate at VMI, 9/8  
 Punts: ..... 11, D. Miller at Virginia Tech, 9/22  
 Punting Yards: ..... 419, D. Miller at Virginia Tech, 9/22  
 Punting Average: ..... 42.0, D. Miller vs. Delaware, 8/30; at VMI, 9/8  
 Punt Returns: ..... 3, R. Archer at Villanova, 10/6  
 Punt Return Yards: ..... 21, R. Archer at Villanova, 10/6  
 Kickoff Returns: ..... 6, C. Marriner vs. Delaware, 8/30; D. Caldwell, vs. Liberty, 9/15  
 Kickoff Return Yards: ..... 154, D. Caldwell vs. Liberty, 9/15  
 Kickoff Return Avg: ..... 40.0, D. Caldwell vs. Towson, 9/29  
 Interceptions: ..... 2, D. Cox vs. Towson, 9/29  
 Interception Yards: ..... 69, D. Cox vs. Towson, 9/29  
 Tackles: ..... 15, D. Caldwell at VMI, 9/8; J. Rutter vs. Liberty, 9/15  
 Solo Tackles: ..... 10, D. Caldwell vs. Towson, 9/29; M. Pigram vs. UMass, 10/27  
 Tackles for loss: ..... 3.0, A. Tracy at Virginia Tech, 9/22  
 Sacks: ..... 1.0, eight players, last - M. Pigram vs. UMass, 10/27  
 Pass Breakups: ..... 4, R. Livingston vs. Towson, 9/29

## Team Single-Game Highs

Pass Attempts: ..... 48, at Villanova, 10/6  
 Pass Completions: ..... 26, vs. Delaware, 8/30; at Villanova, 10/6  
 Passing Yards: ..... 433, vs. Delaware, 8/30  
 Passing TDs: ..... 3, at VMI, 9/8; vs. Liberty, 9/15  
 Yards Per Completion: ..... 17.9, vs. Towson, 9/29  
 Rushing Attempts: ..... 48, vs. Liberty, 9/15  
 Rushing Yards: ..... 249, at VMI, 9/8  
 Rushing TDs: ..... 6, at VMI, 9/8  
 Yards Per Rush: ..... 5.3, at VMI, 9/8  
 Total Yards: ..... 542, vs. Delaware, 8/30  
 Points Scored: ..... 63, at VMI, 9/8  
 TDs Scored: ..... 9, at VMI, 9/8  
 Total Plays: ..... 80, at Maine, 10/13  
 Field Goals Made: ..... 2, vs. Liberty, 9/15; vs. Towson, 9/29; vs. UMass, 10/27  
 Field Goals Attempted: ..... 6, vs. UMass, 10/27  
 PATs Attempted: ..... 9, at VMI, 9/8  
 PATs Made: ..... 9, at VMI, 9/8  
 Punts: ..... 11, at Virginia Tech, 9/22  
 Punting Yards: ..... 419, at Virginia Tech, 9/22  
 Punting Average: ..... 42.0, vs. Delaware, 8/30; at VMI, 9/8  
 Punt Returns: ..... 3, at Villanova, 10/6  
 Punt Return Yards: ..... 21, at Villanova, 10/6  
 Kickoff Returns: ..... 8, vs. Delaware, 8/30  
 Kickoff Return Yards: ..... 163, vs. Liberty, 9/15  
 Kickoff Return Average: ..... 40.0, vs. Towson, 9/29  
 Interceptions: ..... 3, vs. Towson, 9/29  
 Interception Yards: ..... 69, vs. Towson, 9/29  
 Forced Fumbles: ..... 1, vs. UD, 8/30; at VMI, 9/8; vs. Towson, 9/29; vs. UMass, 10/27  
 Fumble Return Yards: ..... 64, vs. UMass, 10/27  
 Turnovers Gained: ..... 4, vs. UMass, 10/27  
 Turnovers Lost: ..... 3, at Virginia Tech, 9/22; at Villanova, 10/6; at UMass, 10/27  
 Sacks: ..... 4, at Virginia Tech, 9/22  
 Sacks Allowed: ..... 5, at Virginia Tech, 9/22; at Villanova, 10/6  
 First Downs: ..... 31, at VMI, 9/8  
 Third Down Conv. %: ..... 57.1, at VMI (4-7), 9/8  
 Fourth Down Conversion %: ..... 66.7, vs. Delaware (4-6), 8/30  
 Penalties: ..... 13, vs. Liberty, 9/15  
 Penalty Yards: ..... 87, vs. Liberty, 9/15  
 Possession Time: ..... 33:09, at Maine, 10/13

## Game-By-Game Individual Highs

Opponent	Pass Att.	Pass Yards	Rushes	Rush. Yds	Receptions	Rec. Yds.	Tackles	TFLs	Sacks
Delaware	42, Phillips	433, Phillips	17, Holmes	53, Holmes	7, McAulay	162, McAulay	13, Pigram	1.0, Three players	1.0, Lissemore
at VMI	15, Phillips	242, Phillips	13, Marriner	107, Marriner	4, Dohse, Mack	77, Dohse	15, Caldwell	1.5, Caldwell	1.0, Francks
Liberty	28, Phillips	335, Phillips	23, Holmes	96, Holmes	6, Atchison	103, Atchison	15, Rutter	1.0, Tracy, Caldwell	none
at VT	40, Phillips	243, Phillips	10, Viola	42, Schonder	5, Atchison	81, Atchison	10, Caldwell	3.0, Tracy	1.0, four players
Towson	23, Phillips	179, Phillips	11, Marriner	42, Phillips	3, Archer, Nicholas	61, Mack	14, Caldwell	1.0, Three Players	none
at Villanova	30, Phillips	291, Phillips	16, Marriner	81, Marriner	6, Dohse	117, Dohse	9, Tracy	1.0, Three Players	none
at Maine	37, Phillips	255, Phillips	15, Marriner	44, Viola	7, Dohse	123, Dohse	9, Rutter, Caldwell	1.0, Tracy, Toon	1.0, Tracy
UMass	33, Phillips	170, Phillips	21, Marriner	86, Marriner	6, Atchison	65, Atchison	14, Pigram	1.0, Three players	1.0, Pigram

at Hofstra

JMU

at Richmond



# Opponent Highs / Long Plays

## Opponent Individual Single-Game Highs

Pass Attempts:	40, S. Schaefer (TU), 9/29
Pass Completions:	25, B. Smith (LU), 9/15
Passing Yards:	218, L. Coen (UMASS), 10/27
Passing TDs:	4, A. Young (VU), 10/6
Rushing Attempts:	34, N. Williams (TU), 9/29; M. Lawrence (UMASS), 10/27
Rushing Yards:	244, O. Cuff (UD), 8/30
Rushing TDs:	6, O. Cuff (UD), 8/30
Receptions:	9, M. Lee (TU), 9/29
Receiving Yards:	105, M. Sherry (VU), 10/6
Receiving TDs:	2, three times, last - R. Racher (UMASS), 10/27
Total Offensive Yards:	254, A. Young (VU), 10/6
All Purpose Yards:	296, O. Cuff (UD), 8/30
Total Points:	42, O. Cuff (UD), 8/30
Points Kicking:	14, J. Dunleavy (VT), 9/22
Points Rushing:	36, O. Cuff (UD), 8/30
Points Receiving:	12, three times, last - R. Racher (UMASS), 10/27
Field Goals Made:	3, J. Dunlevy (LU), 9/22; M. Bencivengo (TU), 9/29
Field Goals Attempted:	3, J. Dunlevy (VT), 9/22; M. Bencivengo (TU), 9/29
PATs Attempted:	9, J. Marcoux (VU), 10/6
PATs Made:	9, J. Marcoux (VU), 10/6
Punts:	8, B. Bowden (VT), 9/22
Punting Yards:	348, B. Bowden (VT), 9/22
Punting Average:	49.0, S. Kenworthy (UD), 8/30
Punt Returns:	4, E. Royal (VT), 9/22; M. Lee (TU), 9/29; J. Szczur (VU), 10/6
Punt Return Yards:	120, E. Royal (VT), 9/22
Kickoff Returns:	5, M. Rainey-Wiles (VMI), 9/8
Kickoff Return Yards:	93, M. Rainey-Wiles (VMI), 9/8
Kickoff Return Average:	33.5, A. Babbarro (VU), 10/6
Interceptions:	2, P. Sturdivant (VT), 9/22
Interception Yards:	49, B. Flowers (VT), 9/22
Tackles:	15, L. Swindell (VMI), 9/8
Solo Tackles:	9, B. Bradford (TU), 9/29
Tackles for loss:	2.5, P. Sturdivant (VT), 9/22
Sacks:	2.0, P. Sturdivant (VT), 9/22; M. Hanson (UMASS), 10/27
Pass Breakups:	3, D. Harris (MAINE), 10/13

## Opponent Team Single-Game Highs

Pass Attempts:	40, Towson, 9/29
Pass Completions:	25, Liberty, 9/15
Passing Yards:	272, Villanova, 10/6
Passing TDs:	6, Villanova, 10/6
Yards Per Completion:	12.8, UMass, 10/27
Rushing Attempts:	58, VMI, 9/8
Rushing Yards:	281, Delaware, 8/30
Rushing TDs:	6, Delaware, 8/30
Yards Per Rush:	6.2, Maine, 10/13
Total Yards:	505, Villanova, 10/6
Points Scored:	63, Villanova, 10/6
Touchdowns Scored:	9, Villanova, 10/6
Total Plays:	84, Towson, 9/29
Field Goals Made:	3, Virginia Tech, 9/22; Towson, 9/29
Field Goals Attempted:	3, Virginia Tech, 9/22; Towson, 9/29
PATs Attempted:	9, Villanova, 10/6
PATs Made:	9, Villanova, 10/6
Punts:	8, Virginia Tech, 9/22
Punting Yards:	345, Virginia Tech, 9/22
Punting Average:	49.0, Delaware, 8/30
Punt Returns:	7, Virginia Tech, 9/22
Punt Return Yards:	135, Virginia Tech, 9/22
Kickoff Returns:	9, VMI, 9/8
Kickoff Return Yards:	175, VMI, 9/8
Kickoff Return Average:	25.2, Villanova, 10/6
Interceptions:	3, Virginia Tech, 9/22
Interception Yards:	63, Virginia Tech, 9/22
Forced Fumbles:	3, Villanova, 10/6
Fumble Return Yards:	2, Villanova, 10/6; UMass, 10/27
Turnovers Gained:	3, Virginia Tech, 9/22; Villanova, 10/6; UMass, 10/27
Turnovers Lost:	4, UMass, 10/27
Sacks:	5, Virginia Tech, 9/22; Villanova, 10/6
Sacks Allowed:	4, Virginia Tech, 9/22
First Downs:	26, Delaware, 8/30
Third Down Conversion %:	70.0, Delaware (7-10), 8/30
Fourth Down Conversion %:	100.0, Delaware(1-1), 8/30
Penalties:	11, Virginia Tech, 9/22
Penalty Yards:	99, Villanova, 10/6
Possession Time:	33:58, Towson, 9/29

## Tribe Longest Plays of the Season

Rush:	29, T. Schonder at Virginia Tech, 9/22
Rushing TD:	10, C. Marriner at VMI, 9/8
Pass:	73, J. Phillips to E. Mack at Villanova, 10/6
Passing TD:	73, J. Phillips to E. Mack at Villanova, 10/6
Punt Return:	10, R. Archer at Villanova, 10/6
Kickoff Ret:	54, D. Caldwell vs. Towson, 9/29
INT Return:	69, D. Cox vs. Towson, 9/29
Fumble Return:	42, M. Pigram vs. UMass, 10/27
Punt:	48, D. Miller at Virginia Tech, 9/22
Field Goal:	45, B. Pate vs. UMass, 10/27
Drive:	94 yards, nine plays, 3:07, FG, (VT), 9/22

## Opponent Longest Plays of the Season

Rush:	48, O. Cuff (UD), 8/30
Rushing TD:	38, O. Cuff (UD), 8/30
Pass:	60, L. Coen to R. Rancher (UMass), 10/27
Passing TD:	60, L. Coen to R. Rancher (UMass), 10/27
Punt Return:	60, E. Royal (VT), 9/22
Kickoff Return:	37, J. McClam (TU), 9/29
INT Return:	49, B. Flowers (VT), 9/22
Fumble Return:	2, G. Miller (VU), 10/6; B. Ellis (UMass), 10/27
Punt:	52, B. Bowden (VT), 9/22
Field Goal:	38, J. Dunlevy (VT), 9/22
Drive:	86, 9 plays, 3:04, TD, (UD), 8/30



# Top Offensive Performances



## Tribe's Top Offensive Performances

### Top Passing Performances

1.	433	Jake Phillips vs. Delaware	Aug. 30
2.	335	Jake Phillips vs. Liberty	Sept. 15
3.	291	Jake Phillips at Villanova	Oct. 6
4.	255	Jake Phillips at Maine	Oct. 13
5.	243	Jake Phillips at Virginia Tech	Sept. 22
6.	242	Jake Phillips at VMI	Sept. 8
7.	179	Jake Phillips vs. Towson	Sept. 29
8.	170	Jake Phillips vs. UMass	Oct. 27
9.	100	Mike Potts at Villanova	Oct. 6
10.	33	Mike Potts at VMI	Sept. 8

### 400-yard+ Passing Games

- Jake Phillips

### 300-yard + Passing Games

- Jake Phillips

### 200-yard+ Passing Games

- Jake Phillips

### Top Rushing Performances

1.	107	C. Marriner at VMI	Sept. 8
2.	96	DeBrian Holmes vs. Liberty	Sept. 15
3.	86	Courtland Marriner vs. UMass	Oct. 27
4.	81	Courtland Marriner at Villanova	Oct. 6
5.	57	Tony Viola vs. Liberty	Sept. 15
6.	56	Tony Viola at VMI	Sept. 8
7.	53	DeBrian Holmes vs. Delaware	Aug. 30
8.	49	Jake Phillips vs. UMass	Oct. 27
9.	45	Thomas Schonder at VMI	Sept. 8
10.	44	Tony Viola at Maine	Oct. 13

### 100-yard Rushing Games

- Courtland Marriner

### Top Receiving Performances

1.	162	D.J. McAulay vs. Delaware	Aug. 30
2.	139	Drew Atchison vs. Delaware	Aug. 30
3.	123	Cameron Dohse at Maine	Oct. 13
4.	117	Cameron Dohse at Villanova	Oct. 6
5.	105	Elliott Mack at Villanova	Oct. 6
6.	103	Drew Atchison vs. Liberty	Sept. 15
7.	81	Drew Atchison at Virginia Tech	Sept. 22
8.	77	Cameron Dohse at VMI	Sept. 8
9.	73	Elliott Mack at VMI	Sept. 8
10.	71	Elliott Mack vs. Liberty	Sept. 15

### 100-yard Receiving Games

- Drew Atchison
- D.J. McAulay
- Cameron Dohse

## Tribe's All-Time Top Offensive Performances

### Top Passing Performances

- 433, Jake Phillips vs. Delaware, 8/30/07
- 426, Dave Corley vs. Northeastern, 10/28/00
- 414, Stan Yagiello vs. Miami (OH), 1982
- 409, Mike Potts at Towson, 11/4/06
- 406, Stan Yagiello vs. JMU, 9/28/85
- 401, David Murphy at Marshall, 11/5/83
- 399, Chris Garrity at ECU, 11/14/81
- 385, Greg DeGennaro at Bucknell, 9/20/86
- 381, Mike Cook at N. Iowa, 12/7/96\*
- 378, Lang Campbell vs. Northeastern, 10/2/04
- 373, Mike Cook vs. UNH, 10/24/98
- 368, Lang Campbell at Liberty, 10/9/04
- 360, Dave Murphy vs. Rutgers, 10/22/83
- 355, Lang Campbell at Delaware, 10/23/04
- 352, Mike Cook at Ga. Southern, 9/6/97
- 346, Dave Corley vs. VMI, 9/14/02
- 345, Chris Hakel vs. Delaware, 9/14/91
- 345, Stan Yagiello vs. Norfolk St., 9/14/85
- 342, Lang Campbell vs. Delaware, 12/4/04\*
- 339, Mike Cook vs. Hampton, 10/31/98
- 335, Jake Phillips vs. Liberty, 9/15/07
- 329, Chris Garrity vs. Richmond, 11/21/81
- 326, Dave Corley vs. Delaware, 9/28/02

\*NCAA Playoff Game

### Top Rushing Performances

- 257, Phil Mosser at Ohio Wes., 10/3/70
- 219, Derek Fitzgerald vs. Penn., 10/14/95
- 201, Alvin Porch at UConn., 10/18/97
- 198, Jon Smith at UNH, 10/19/02
- 189, Derek Fitzgerald at NU, 9/16/95
- 189, Derek Fitzgerald vs. Villanova, 10/23/93
- 186, Alvin Porch vs. Boston, 9/27/97
- 183, Alvin Porch vs. Delaware, 11/2/96
- 181, Robert Green at Navy, 9/21/91
- 180, Robert Green at Citadel, 9/8/90
- 177, Tyrone Shelton vs. ETSU, 11/4/89
- 177, Hameen Ali vs. Delaware, 10/10/98
- 173, Alvin Porch vs. Richmond, 11/15/97
- 172, Bill Bowman vs. WFU, 9/19/53
- 171, Jim Krus vs. Navy, 10/16/76
- 170, Troy Keen at Furman, 9/17/94
- 165, Elijah Brooks at Towson, 11/4/06
- 165, Robert Green vs. VMI, 10/13/90
- 164, Tyrone Shelton at Furman, 11/3/90
- 164, Keith Fimian vs. Virginia, 9/18/76
- 159, Alvin Porch vs. JMU, 10/11/97

### Top Receiving Performances

- 244, Dominique Thompson at Delaware, 10/23/04
- 240, David Conklin at VMI, 9/13/97
- 226, Mike Sutton at Marshall, 11/5/83
- 221, Dominique Thompson at LU, 10/9/04
- 211, Kurt Wrigley vs. Richmond, 11/21/81
- 198, Ron Gilliam vs. JMU, 9/28/85
- 195, Chris Rosier at UConn., 10/18/97
- 194, Rich Musinski vs. Delaware, 9/28/02
- 191, Rich Musinski at URI, 10/25/03
- 185, Dominique Thompson vs. UD, 12/4/04\*
- 184, Chris Rosier at URI, 10/7/00
- 183, Glenn Bodnar at Colgate, 11/10/84
- 182, Dave Szydlik vs. JMU, 9/28/85
- 168, Chris Rosier at JMU, 10/28/00
- 164, Rich Musinski vs. UNH, 9/29/01
- 162, D.J. McAulay vs. Delaware, 8/30/07
- 162, Dave Conklin vs. UConn., 11/14/98
- 161, Rich Musinski at UMass, 9/1/01
- 158, Harry Mehre vs. Lehigh, 9/17/88
- 157, Corey Ludwig at Delaware, 9/11/93
- 157, D. Thompson vs. Northeastern, 10/2/04

\*NCAA Playoff Game



# Scoring Drives Chart

## William and Mary Scoring Drives

Opponent	Obtained	Plays	Yards	TOP	Result	Quarter	Play
Delaware	Punt	20	80	8:23	FG	First	Pate 20-yard field goal
Delaware	Kickoff	5	61	2:07	TD	Thrid	Atchison 50-yard pass from Phillips
Delaware	Kickoff	3	54	0:33	TD	Fourth	Phillips 1-yard run
Delaware	Kickoff	4	68	1:34	TD	Fourth	McAulay 17-yard pass from Phillips
Delaware	Fumble	0	0	0:00	TD	Fourth	Wells 28-yard fumble return
VMI	Kickoff	8	73	2:58	TD	First	Holmes 8-yard run
VMI	Fumble	4	41	1:04	TD	First	Holmes 4-yard run
VMI	Punt	7	67	2:25	TD	Second	Mack 31-yard pass from Phillips
VMI	Kickoff	5	63	2:11	TD	Second	Holmes 4-yard run
VMI	Punt	2	27	0:29	TD	Second	Atchison 2-yard pass from Phillips
VMI	Downs	3	52	0:27	TD	Second	Dohse 22-yard pass from Phillips
VMI	Downs	7	72	3:31	TD	Third	Marriner 10-yard run
VMI	Kickoff	10	59	5:31	TD	Fourth	Schonder 6-yard run
VMI	Punt	9	53	4:28	TD	Fourth	Viola 4-yard run
Liberty	Kickoff	10	69	3:32	TD	First-Second	Holmes 8-yard run
Liberty	Kickoff	5	69	1:59	TD	Second	Dohse 27-yard pass from Phillips
Liberty	Kickoff	4	41	0:39	FG	Second	Pate 43-yard field goal
Liberty	Interception	9	80	4:34	TD	Third	Holmes 5-yard run
Liberty	Kickoff	9	59	3:20	FG	Fourth	Pate 19-yard field goal
Liberty	Possession	5	25	-	TD	OT1	Atchison 15-yard pass from Phillips
Liberty	Possession	6	25	-	TD	OT2	Phillips 1-yard run
Virginia Tech	Punt	9	94	3:07	FG	Second	Pate 22-yard field goal
Towson	Kickoff	4	-4	1:58	FG	Second	Pate 36-yard field goal
Towson	Interception	4	89	0:46	TD	Second	Mack 61-yard pass from Phillips
Towson	Punt	3	45	0:23	TD	Second	Nicholas 38-yard pass from Phillips
Towson	Interception	4	3	0:56	FG	Third	Pate 41-yard field goal
Towson	Interception	3	25	1:18	TD	Third	Viola 2-yard run
Villanova	Kickoff	6	61	2:51	TD	First	Phillips 7-yard run
Villanova	Kickoff	10	80	3:59	TD	First	Dohse 24-yard pass from Phillips
Villanova	Kickoff	16	54	7:44	FG	Second	Pate 41-yard field goal
Villanova	Kickoff	2	73	0:20	TD	Third	Mack 73-yard pass from Phillips
Maine	Kickoff	8	65	1:49	TD	Second	Dohse 31-yard pass from Phillips
Maine	Downs	13	89	5:45	TD	Third	Dohse 33-yard pass from Phillips
Maine	Punt	13	90	4:21	TD	Fourth	Viola 3-yard run
UMass	Kickoff	10	42	4:08	FG	First	Pate 45-yard field goal
UMass	Downs	3	8	1:16	TD	First	Viola 1-yard run
UMass	Kickoff	8	73	3:27	TD	Second	Atchison 5-yard pass from Phillips
UMass	Interception	6	22	1:33	TD	Third	Phillips 1-yard run
UMass	Fumble	0	0	0:00	TD	Fourth	Pigram 42-yard fumble return
UMass	Fumble	4	-1	1:40	FG	Fourth	Pate 20-yard field goal

# The Last Time It Happened



<b>Team</b>	
Shut out an opponent . . . . .	56-0, vs. Liberty, 9/24/05
Was shut out . . . . .	0-14, at Delaware, 11/1/97
Consecutive shutouts . . . . .	at Northeastern (32-0), at New Hampshire (39-0), 1995
<b>Scored 60-69 points . . . . .</b>	<b>63-16 at VMI, 9/8/07</b>
Scored 50-59 points . . . . .	56-0, vs. Liberty, 9/24/05
Consecutive 50+ games . . . . .	at Northeastern (53), vs. Villanova (51), 1993
Consecutive 40+ games . . . . .	at VMI (63) 9/8/07, vs. Liberty (48) 9/15/07
<b>Passed for 400+ yards . . . . .</b>	<b>433, vs. Delaware, 8/30/07</b>
Allowed 400+ passing yards . . . . .	489, at Western Michigan, 9/5/03
<b>Passed for 300+ yards . . . . .</b>	<b>391, at Villanova, 10/6/07</b>
Allowed 300+ passing yards . . . . .	367, at Towson, 11/4/06
Rushed for 400+ yards . . . . .	433, vs. Villanova, 10/23/99
Allowed 400+ yards rushing . . . . .	509, vs. Furman, 9/18/99
Rushed for 300+ yards . . . . .	335, vs. Liberty, 9/24/05
<b>Rushed/Passed for 200+ yards . . . . .</b>	<b>at VMI (249 rush, 275 pass), 9/8/07</b>
Had 600+ yds of total offense . . . . .	630, at Towson, 11/4/06
Allowed 600+ yards of total off . . . . .	638, at Western Michigan, 9/6/03
<b>Had 500-599 yds of total offense . . . . .</b>	<b>524, vs. Liberty, 9/15/07</b>
<b>Allowed 500-599 yards total off . . . . .</b>	<b>505, at Villanova, 10/6/07</b>
Gained less than 100 yards total offense . . . . .	None post 1981
Held opponent under 100 yards total offense . . . . .	.82, at Bucknell, 9/21/96
<b>Gained less than 50 rush yards . . . . .</b>	<b>5, at Virginia Tech, 9/22/07</b>
Held opponent under 50 rush yards . . . . .	-6, vs. Liberty, 9/24/05
Gained less than 50 pass yards . . . . .	30, vs. Boston, 9/19/92
<b>Held opponent under 50 pass yards . . . . .</b>	<b>22, at VMI, 9/8/07</b>
Intercepted five passes . . . . .	5, vs. Pennsylvania, 10/14/95
Had five passes intercepted . . . . .	5, vs. Boston, 10/14/89
<b>Scored a defensive touchdown . . . . .</b>	<b>vs. UMASS (Fumble return), 10/27/07</b>
<b>Allowed a defensive touchdown . . . . .</b>	<b>at Virginia Tech (INT return), 9/22/07</b>
Scored a special teams touchdown . . . . .	vs. New Hampshire (Kickoff return), 10/8/05
<b>Allowed a special teams touchdown . . . . .</b>	<b>at Virginia Tech (Punt return), 9/22/07</b>
Scored defensive and special teams touchdowns . . . . .	at Richmond, 11/21/03
<b>Allowed defensive and special teams touchdowns . . . . .</b>	<b>at Virginia Tech, 9/22/07</b>
Recorded a safety . . . . .	vs. Villanova, 11/6/04
Surrendered a safety . . . . .	vs. Delaware, 11/12/05
<b>Won in overtime . . . . .</b>	<b>(2 OT), 48-41, vs. Liberty, 9/15/07</b>
Lost in overtime . . . . .	31-34, at James Madison, 11/16/02
Tied an opponent . . . . .	31-31, at Princeton, 9/23/89
<b>Individual</b>	
<b>Passed for 400+ yds . . . . .</b>	<b>433, J. Phillips vs. Delaware, 8/30/07</b>
Opponent passed for 400+ yards . . . . .	450, C. Munson at Western Michigan, 9/6/03
<b>Passed for 300+ yards . . . . .</b>	<b>335, J. Phillips vs. Liberty, 9/15/07</b>
Opponent passed for 300+ yards . . . . .	367, S. Schaefer, at Towson, 11/4/06
<b>Passed for 200+ yards . . . . .</b>	<b>255, J. Phillips at Maine, 10/13/07</b>
<b>Opponent passed for 200+ yards . . . . .</b>	<b>218, L. Coen (UMASS), 10/27/07</b>
Passed for 6 touchdowns . . . . .	S. Knight, vs. Maine, 11/6/93
Opponent passed for 6 touchdowns . . . . .	C. Munson, at Western Michigan, 9/6/03
Passed for 4+ touchdowns . . . . .	4, J. Phillips, at Northeastern, 10/15/05
<b>Opponent passed for 4+ touchdowns . . . . .</b>	<b>4, A. Young, at Villanova, 10/6/07</b>
Completed 30+ attempts . . . . .	30, L. Campbell, vs. James Madison, 12/10/04
Opponent completed 30+ attempts . . . . .	33, S. Schaefer, at Towson, 11/4/06
QB pass/rush for 100 yards . . . . .	D. Corley (247 pass, 107 rush), at Villanova, 11/11/00
Opponent QB pass/rush for 100 yards . . . . .	J. Eaton (128 pass, 106 rush), at Maine, 9/7/02
QB had 2 pass / 2 rush TDs . . . . .	L. Campbell (2 pass, 2 rush), at North Carolina, 9/4/04
Opponent QB had 2 pass / 2 rush TDs . . . . .	J. Davis (2 pass, 3 rush), at Rhode Island, 9/17/05
Rushed for 200+ yards . . . . .	201, A. Porch, at Connecticut, 10/18/97
<b>Had an opponent rush for 200+ yards . . . . .</b>	<b>244, O. Cuff vs. Delaware, 8/30/07</b>
<b>Rushed for 100+ yards . . . . .</b>	<b>107, C. Marriner at VMI, 9/8/07</b>
<b>Had an opponent rush for 100+ yards . . . . .</b>	<b>186, M. Lawrence vs. UMASS, 10/27/07</b>
Two players rush for 100 yards . . . . .	Troy Keen (158) and Derek Fitzgerald (140), vs. URI, 10/7/95
Two opponents rush for 100 yards . . . . .	R. McGill (133) and J. Lewis (123), at UNC, 9/4/04
<b>Two players with 100 receiving yds . . . . .</b>	<b>C. Dohse (117) and E. Mack (105), at Villanova, 10/6/07</b>
Two opponents with 100 receiving yards . . . . .	D. Boler (155) and J. Long (108), at UD, 10/23/04
Had 200+ yards receiving . . . . .	244, D. Thompson, at Delaware, 10/23/04
Opponent had 200+ yards receiving . . . . .	206, C. Adams, vs. Hofstra, 10/6/01
<b>Had 100+ receiving yds . . . . .</b>	<b>123, C. Dohse at Maine, 10/13/07</b>
<b>Opponent had 100+ yards receiving . . . . .</b>	<b>105, M. Sherry, at Villanova, 10/6/07</b>
Had 30+ carries . . . . .	30, E. Brooks, vs. Villanova, 10/28/06
<b>Opponent had 30+ carries . . . . .</b>	<b>34, M. Lawrence, vs. UMASS, 10/27/07</b>
Rushed for 4+ touchdowns . . . . .	(4) E. Brooks, vs. New Hampshire, 10/8/05
<b>Opponent rushed for 4+ touchdowns . . . . .</b>	<b>(6), O. Cuff, vs. Delaware, 8/30/07</b>
<b>Rushed for 3 touchdowns . . . . .</b>	<b>D. Holmes at VMI, 9/8/07</b>
<b>Opponent rushed for 3 touchdowns . . . . .</b>	<b>(6), O. Cuff, vs. Delaware, 8/30/07</b>
Had 10+ receptions . . . . .	11, J. Nicholas, vs. Delaware, 12/4/04
Opponent had 10+ receptions . . . . .	11, D. Arnold, at Towson, 11/4/06
Had 3+ touchdown receptions . . . . .	4, D. Thompson, at Delaware, 10/23/04
Opponent had 3+ touchdown receptions . . . . .	3, T. Hinshaw, at Central Florida, 9/23/00
Had TD Rushing/TD Receiving . . . . .	E. Brooks (3 rush, 1 receiving), vs. Liberty, 9/24/05
<b>Opponent had TD Rushing/TD Receiving . . . . .</b>	<b>B. Ore (1 rush, 1 receiving), at Virginia Tech, 9/22/07</b>
Returned a kickoff for TD . . . . .	S. Cason, 92 yards, vs. New Hampshire, 10/8/05
Had a kickoff returned for TD . . . . .	J. Mathis, 93 yards, vs. Hampton, 11/27/04
Returned a punt for TD . . . . .	M. Bobo, 69 yards, at Richmond, 11/21/03
<b>Had a punt returned for TD . . . . .</b>	<b>E. Royal, 60 yards, at Virginia Tech, 9/22/07</b>
Returned a blocked punt for TD . . . . .	S. McDermott, 12 yards, at Rhode Island, 9/7/96
Had a blocked punt returned for TD . . . . .	C. Curry, 0 yards, vs. Villanova, 11/11/00
Blocked a field goal . . . . .	T. McLaurin, 35 att., at Liberty, 10/14/06
Had a field goal blocked . . . . .	B. Pritchard, 37-yards, vs. Richmond, 11/18/06
Blocked a punt . . . . .	B. Burrow, vs. Delaware, 11/12/05
Had a punt blocked . . . . .	M. Mesi, at Delaware, 10/23/04
<b>Returned a fumble for TD . . . . .</b>	<b>M. Pigram, 42 yards, vs. UMASS, 10/27/07</b>
Had a fumble returned for TD . . . . .	J. Couch, 70 yards vs. Marshall, 9/1/05
<b>Had 2+ interceptions . . . . .</b>	<b>2, D. Cox, vs. Towson, 9/29/07</b>
<b>Opponent had 2+ interceptions . . . . .</b>	<b>2, P. Sturdivant, at Virginia Tech, 9/22/07</b>
Returned an INT for TD . . . . .	Tre. McLaurin (14 yards), J. Miller (80 yards), at Villanova, 10/29/05
<b>Had an INT returned for TD . . . . .</b>	<b>B. Flowers, 49 yards, at Virginia Tech, 9/22/07</b>
Made 4 Field Goals . . . . .	B. Sterba, vs. Northeastern, 10/28/01
Opponent made 4 Field Goals . . . . .	M. Husted, at Virginia, 10/24/92
Made 3 Field Goals . . . . .	B. Pritchard, at Towson, 11/4/06
<b>Opponent made 3 Field Goals . . . . .</b>	<b>J. Dunlevy, at Virginia Tech, 9/22/07</b>
Kicked a 50+ yard Field Goal . . . . .	50, G. Kuehn, at Rhode Island, 9/17/05
Opponent kicked a 50+ yard Field Goal . . . . .	51, C. McCormack, vs. New Hampshire, 10/15/03
2-point run . . . . .	L. Campbell, vs. James Madison, 12/10/04
Opponent 2-point run . . . . .	C. Cross, vs. Villanova, 11/27/01
2-point reception . . . . .	J. Nicholas, vs. Northeastern, 10/2/04
<b>Opponent 2-point reception . . . . .</b>	<b>R. Jennings, vs. Liberty, 9/15/07</b>





# Single-Game Records

## Individual Records

### Scoring

#### Most Points

36, Bill Palese vs. Bridgewater, 1931

#### Most Touchdowns

6, Bill Palese vs. Bridgewater, 1931

#### Most PATs

**9, B. Pate at VMI, 2007**

8, Greg Kuehn vs. Liberty, 2005

8, Greg Kuehn vs. VMI, 2002

8, Terry Regan vs. Davidson, 1972

#### Most Field Goals

4, Chris Dawson vs. Lehigh, 1992

4, Brian Shallcross vs. VU, 1995

4, Brett Sterba vs. Northeastern, 2000

## Total Offense

### Most Yards

462, **Jake Phillips** vs. Delaware, 2007

454, David Corley vs. Northeastern, 2000

## Rushing

### Rush Attempts

37, Wes Meeteer vs. Davidson, 1969

37, Troy Keen vs. Northeastern, 1994

37, Derek Fitzgerald vs. Penn, 1995

### Rushing Yards

257, Phil Mosser vs. Ohio Wesl., 1970

## Passing

### Pass Attempts

53, Lang Campbell vs. UD, 2004

52, Mike Cook vs. UNH, 1998

### Completions

35, Dave Murphy vs. Rutgers, 1983

### Passing Yards

433, **Jake Phillips** vs. Delaware, 2007

426, David Corley vs. Northeastern, 2000

### Touchdown Passes

6, Shawn Knight vs. Maine, 1993

## Receiving

### Receptions

13, Rich Musinski vs. URI, 2003

13, Glen Bodnar vs. Colgate, 1984

### Receiving Yards

244, Dominique Thompson at UD, 2004

240, Dave Conklin vs. VMI, 1997

### TD Receptions

4, Dominique Thompson at UD, 2004

4, Vito Ragazzo vs. WFU, 1949

4, Corey Ludwig vs. Maine, 1993

### Sacks

3.5, Luke Cullinane vs. VU, 1996

### Interceptions

4, Jack Bruce vs. Richmond, 1947

## Individual Long Plays

### Rush from scrimmage

95 yds, John Truehart vs. Elon, 1934

### Pass Completion

87 yds, Lang Campbell to Dominique Thompson at Delaware, 2004

87 yds, Dan Henning to Tom Scott vs. Navy, 1961

### Punt

77 yds, Russell Brown, 1972

77 yds, Joe Agee, 1975

77 yds, Jack Freeman, 1942

### Punt Return

101 yds, Dale Worrall vs. Bridgewater, 1932

### Kickoff Return

100 yds, Dick Pawlewicz vs. UVA, 1974

### Run With Fumble

91 yds, Meb Davis vs. Columbia, 1926

### Run with Interception

93 yds, Marvin Graham vs. Virginia Tech, 1946

### Field Goal

53 yds, Steve Christie vs. ETSU, 1987

53 yds, Steve Christie vs. UVA, 1988

53 yds, Brett Sterba vs. Delaware, 2000

## Team Records

### Most Points Scored

95, vs. Bridgewater, 1931

### Most Points Allowed

93, by Delaware, 1915

### Most Yards Gained

681, vs. Richmond, 1991

### Most Plays

100, vs. Virginia Tech, 1971

### Rushing Yards

453, vs. Ohio Wesleyan, 1970

433, vs. Villanova, 1993

419, vs. Delaware, 1973

417, vs. Richmond, 1974

413, vs. VMI, 1993

### Pass Attempts

55, vs. Virginia Tech, 1971

### Pass Completions

35, vs. Rutgers, 1983

### Passing Yards

498, vs. VMI, 1997

426, vs. Northeastern, 2000

414, vs. Miami (Ohio), 1982

412, vs. JMU, 1985

403, vs. East Carolina, 1981

### First Downs

36, vs. VMI, 1991

36, vs. VMI, 1993

35, vs. Liberty, 2005

### Most Interceptions

6, vs. Wake Forest, 1947

### Best Defense Against the Run

-39 yds, vs. Colgate, 1988

-39 yds, vs. Villanova, 1996

-11 yds, Quantico, 1967

-6 yds, vs. Liberty, 2005

-6 yds, vs. Villanova, 1993

### Best Defense Against the Pass

9 yds, vs. UMass, 1995

9 yds, vs. East Carolina, 1980

9 yds, vs. Appalachian State, 1976

10 yds, vs. Furman, 1999

11 yds, vs. VMI, 1993

Active players in bold.

# Game-By-Game Results

## Game 1

### Delaware 49, William and Mary 31

Aug. 30 | Williamsburg, Va. | Zable Stadium | 7:30 p.m.

WILLIAMSBURG (8/30/07) -- Omar Cuff tied a NCAA FCS record with seven touchdowns, including six rushing, to lead the 19th-ranked Blue Hens past W&M, 49-31, in the inaugural CAA Football game at Zable Stadium.

Despite a school-record 433 passing yards from Tribe quarterback Jake Phillips, the Delaware stole the show with a powerful offensive attack. Cuff ran for a career-high 244 yards and school-record six touchdowns on 30 attempts and also set a school record with seven total touchdowns, which included a 19-yard scoring catch from Joe Flacco.

Flacco completed 19 of 23 attempts for 202 yards with the one scoring pass to Cuff.

Cuff's six rushing touchdowns, and seven overall, were both conference records.

Phillips connected on 26 of 41 attempts with two touchdowns, surpassing the previous school record of 426 passing yards set by David Corley, Jr. against Northeastern in 2000.

D.J. McAulay finished with seven receptions for a career-high 162 yards and a touchdown, and tight Drew Atchison finished with six catches for a career-best 139 yards and a score.

DeBrian Holmes rushed for 53 yards, and Phillips added 29 yards rushing and a touchdown. W&M finished with 542 total yards of offense.

Terrell Wells scored on a 28-yard fumble return for the Tribe in the fourth.



**Jake Phillips passed for a school record 433 yards in the loss to Delaware.**

	1	2	3	4	Final
Delaware	0	21	7	21	49
William and Mary	3	0	7	21	31

#### Scoring Summary

Qtr	Team	Score	Time
1st	W&M	FG Pate 20	3:59
2nd	UD	Cuff 1 run (Striefsky kick)	14:57
	UD	Cuff 38 run (Striefsky kick)	10:51
	UD	Cuff 1 run (Striefsky kick)	2:09
3rd	W&M	Atchison 50 pass from Phillips (Pate kick)	12:53
	UD	Cuff 2 run (Striefsky kick)	9:08
4th	UD	Cuff 20 run (Striefsky kick)	14:54
	W&M	Phillips 1 run (Pate kick)	14:21
	UD	Cuff 19 pass from Flacco (Striefsky kick)	12:47
	W&M	McAulay 17 pass from Phillips (Pate kick)	11:13
UD	Cuff 10 run (Striefsky kick)	9:06	
W&M	Wells 28 fumble return (Pate kick)	5:17	

	W&M	UD
First Downs	26	26
Rushes - Yards	33-109	46-281
Att-Cmp-Int	42-26-0	23-19-0
Pass Yards	433	202
Total Offense	542	483
Total Plays	75	69
Fumbles - Lost	1-0	1-1
3rd Down Conv.	4-14	7-10
Penalties - Yards	7-67	4-45
Sacks by - Yards	1-7	3-13
Time of Possession	30:05	29:55

**Rushing - W&M:** Holmes 17-53, Phillips 11-29 (TD), Marriner 4-21, McAulay 1-6. **UD:** Cuff 30-244 (6 TD), Michaud 7-39, Broyles 6-8, TEAM 1-(-3), Flacco 2-(-7).

**Passing - W&M:** Phillips 41-26-0, 433, 2 TD. **UD:** Flacco 23-19-0, 202, TD.

**Receiving - W&M:** McAulay 7-162 (TD), Atchison 6-139 (TD), Archer 5-58, Mack 4-53, Holmes 2-20, Otey 1-10, Marriner 1-(-9). **UD:** Michaud 5-75, Cuff 4-52 (TD), Mackey 2-19, Baker 2-14, Heydt 2-12, Agnone 2-8, Crosby 1-14, Love 1-8.

**Defense - W&M:** Pigram 13 (5 solo, TFL), Rutter 11, Livingston 10 (5 solo), Horvath 6 (FF, TFL, 4 solo), Cox 6, Lissemore 3 (TFL, sack), Wells 1 (28-yard FR for TD).

**Attendance:** 11,639; **Time:** 3:22; **Weather:** 80, Partly Cloudy

## Game 2

### William and Mary 63, VMI 16

Sept. 8 | Lexington, Va. | Foster Stadium | 1 p.m.

LEXINGTON, Va. (9/8/07) -- Jake Phillips and DeBrian Holmes paced a near flawless first-half offensive performance to help lead William and Mary to a 63-16 victory over VMI at Foster Stadium.

The Tribe picked up its first win of the season and 22nd consecutive victory over the Keydets in a series that dates back to 1905.

Phillips completed 13 of his 15 first-half attempts for 242 yards and three touchdowns, and Holmes rushed for three scores, as the Tribe raced out to a 42-10 halftime edge.


W&M went on to record over 500 yards of total offense for the second time in as many games, finishing with 524 to VMI's 271.

Cameron Dohse had four catches for 77 yards and a touchdown in his first start, and Elliott Mack recorded four receptions for 73 yards and a score.

Courtland Marriner led the ground attack with a career-high 107 yards and a touchdown on 13 attempts. Tony Viola and Thomas Schonder added rushing touchdowns for the Tribe.

David Caldwell led a solid defensive effort, collecting a career-best 15 total tackles, including nine solo stops and 1.5 tackles for loss. Josh Rutter recovered a pair of fumbles, and Evan Franks had a sack.

Brian Pate connected on all nine of his point-after attempts, setting a school record for extra points in a single game.



**David Caldwell recorded a career-high 15 tackles in the win over VMI.**

	1	2	3	4	Final
William and Mary	14	28	7	14	63
VMI	3	7	0	6	16

#### Scoring Summary

Qtr	Team	Score	Time
1st	VMI	FG Sweeney 24	10:52
1st	W&M	Holmes 8 run (Pate kick)	7:54
	W&M	Holmes 4 run (Pate kick)	3:34
	W&M	Mack 31 pass from Phillips (Pate kick)	13:20
2nd	VMI	Abegesah 23 run (Sweeney kick)	11:26
	W&M	Holmes 4 run (Pate kick)	9:15
2nd	W&M	Atchison 2 pass from Phillips (Pate kick)	2:16
	W&M	Dohse 22 pass from Phillips (Pate kick)	0:22
	W&M	Marriner 10 run (Pate kick)	4:19
3rd	W&M	Marriner 10 run (Pate kick)	4:19
4th	VMI	Jackson 1 run (Kick blocked)	14:08
	W&M	Schonder 6 run (Pate kick)	8:37
W&M	Viola 4 run (Pate kick)	1:48	

	W&M	VMI
First Downs	31	17
Rushes - Yards	47-249	58-249
Att-Cmp-Int	21-18-0	5-3-0
Pass Yards	275	22
Total Offense	524	271
Total Plays	68	63
Fumbles - Lost	2-1	3-2
3rd Down Conv.	4-7	2-12
Penalties - Yards	0-0	2-10
Sacks by - Yards	2-9	0-0
Time of Possession	27:41	32:19

**Rushing - W&M:** Marriner 13-107 (TD), Viola 12-56 (TD), Schonder 6-45 (TD), Holmes 9-42 (3 TD), Hobson 2-8, Mack 2-7, Phillips 2-(-4), D. Miller 1-(-12). **VMI:** Abegesah 9-80 (TD), Robinson 16-52, Jackson 6-34 (TD), Itoka 4-31, Rainey-Wiles 11-19, Hughes 8-18, Collins 2-8, Maypray 2-7.

**Passing - W&M:** Phillips 15-13-0, 242, 3 TD; Potts 6-5-0, 33. **VMI:** Robinson 4-2-0, 18; Hughes 1-1-0, 4.

**Receiving - W&M:** Dohse 4-77 (TD), Mack 4-73 (TD), Varno 2-53, Archer 2-46, Holmes 2-20, Conyers 1-7, Dill 1-4, Atchison 1-2 (TD), Marriner 1-(-7). **VMI:** Rainey-Wiles 1-18, Maypray 1-4, Jackson 1-0.

**Defense - W&M:** Caldwell 15 (9 solo, 1.5 TFL, FF, PBU), Livingston 9 (6 solo), Dewispeleare 8, Rutter 8 (2 FR), Lissemore 7, Horvath 6 (3 solo), Franks 5 (TFL, sack), Herbert 4 (Blocked PAT), Jones 1 (TFL, FF).

**Attendance:** 6,830; **Time:** 2:36; **Weather:** 91, Sunny, Warm



# Game-By-Game Results

## Game 3

### William and Mary 48, Liberty 41

Sept. 15 | Williamsburg, Va. | Zable Stadium | 7 p.m.

WILLIAMSBURG (9/15/07) -- Jake Phillips' scored on a 1-yard dive, and the Tribe defense came up with a big stop in double-overtime to defeat Liberty, 48-41, at Zable Stadium.

Phillips' 15-yard touchdown pass to Drew Atchison in the first overtime sent the game into the second extra session.

Phillips completed 20 of 28 attempts for 335 yards and three touchdowns in total and finished with 19 yards rushing, including the 1-yard keeper that proved to be the game-winner.

Atchison finished with six catches for 103 yards, and Cameron Dohse (27 yards) and Elliott Mack (7 yards) also had touchdown receptions.

DeBrian Holmes rushed for 96 yards on 28 carries and scored twice on the ground. Tony Viola rushed for 57 yards on 15 attempts, mainly coming in an impressive second-half and overtime performance.

Brian Pate kicked a pair of field goals, including a key career-long 43-yarder as time expired in the first half, and was perfect on six PAT attempts.

Josh Rutter paced the defense with 15 total tackles, and David Caldwell and Derek Cox each had interceptions.



*Jake Phillips goes over the top for a 1-yard TD run in double OT vs. Liberty.*

	1	2	3	4	OT1	OT2	Final
Liberty	7	6	6	15	7	0	41
William and Mary	0	17	7	10	7	7	48

#### Scoring Summary

Qtr	Team	Score	Time
1st	LU	Jennings 2 run (Greenbaum kick)	2:56
2nd	W&M	Holmes 8 run (Pate kick)	14:24
	LU	FG Greenbaum 37	8:06
	W&M	Dohse 27 pass from Phillips (Pate kick)	6:07
	LU	FG Greenbaum 31	0:39
3rd	W&M	FG Pate 43	0:00
	W&M	Holmes 5 run (Pate kick)	4:14
	LU	Bolden 13 pass from Smith (Rush failed)	1:48
4th	W&M	Mack 7 pass from Phillips (Pate kick)	13:28
	LU	Jennings 12 run (Greenbaum kick)	12:11
	W&M	FG Pate 19	7:12
	LU	Terrell 3 run (Jennings pass from Smith)	0:16
OT1	LU	Jennings 25 run (Greenbaum kick)	--
	W&M	Atchison 15 pass from Phillips (Pate kick)	--
OT2	W&M	Phillips 1 run (Pate kick)	--

	LU	W&M
First Downs	24	30
Rushes - Yards	37-182	48-171
Att-Cmp-Int	35-25-2	30-21-0
Pass Yards	203	353
Total Offense	385	524
Total Plays	74	78
Fumbles - Lost	0-0	1-1
3rd Down Conv.	7-15	6-11
Penalties - Yards	9-70	13-87
Sacks by - Yards	1-5	0-0
Time of Possession	29:14	30:46

**Rushing** - W&M: Holmes 23-96 (2 TD), Viola 15-57, Phillips 9-19 (TD), TEAM 1-(-1). LU: Jennings 28-114 (2 TD), Terrell 7-58 (TD), Smith 1-7, Jackson 1-3.

**Passing** - W&M: Phillips 28-20-0, 335, 3 TD; Potts 2-1-0, 18. LU: Smith 37-25-2, 202, 2 TD.

**Receiving** - W&M: Atchison 6-103 (TD), Mack 5-71 (TD), Archer 3-56, Dohse 2-67 (TD), Viola 2-14, Varno 1-20, Nicholas 1-17, Falbo 1-5. LU: Turner 8-55, Crawford 5-50, Jackson 4-41, Bolden 4-35 (TD), Jennings 3-14 (TD), Luck 1-8.

**Defense** - W&M: Rutter 15 (7 solo), Harris 11 (7 solo, PBU), Caldwell 8 (TFL, INT), Pigram 8 (PBU), Tracy 6 (TFL), Cox 3 (INT, PBU).

**Attendance:** 9,329; **Time:** 3:30; **Weather:** 79, Clear

## Game 4

### Virginia Tech 44, William & Mary 3

Sept. 22 | Blacksburg, Va. | Lane Stadium | 1:30 p.m.

BLACKSBURG, Va. (9/22/07) -- Brandon Ore scored two first-half touchdowns, and the Virginia Tech defense and special teams each turned in big plays early to help the 17th-ranked Hokies cruise past William and Mary, 44-3, at Lane Stadium.

Virginia Tech went in front 6-0 on a pair of Jud Dunlevy field goals on its first two possessions, and Ore's 2-yard touchdown run extended the margin to 13-0.

Brandon Flowers returned an interception 49 yards for a touchdown, giving the Hokies a 20-0 edge, and Eddie Royal later returned a punt 60 yards for a touchdown to make it 34-0.

The Tribe, which saw its two-game winning streak snapped, scored its only points on a 22-yard field goal by Brian Pate.

Jake Phillips finished with 243 yards passing, completing 17-of-40 attempts, but was picked off three times. Drew Atchison was the Tribe's leading receiver with five catches for 81 yards. Joe Nicholas finished with 63 yards on two receptions, and R.J. Archer had three catches for 39 yards.

Against a stout defensive effort by the Tribe in the second half, Virginia Tech gained only 94 total yards and just four first downs. The Hokies finished with 287 total yards to the Tribe's 262.

Adrian Tracy recorded 3.0 tackles for loss, including one of the team's season-high four quarterback sacks. David Caldwell paced the Tribe with 10 total tackles, including one behind the line of scrimmage. Josh Rutter and Sean Lissemore also recorded sacks.

Thomas Schonder was the Tribe's leading rusher with 42 yards on nine carries, though W&M finished with a net of only five yards rushing.



*Adrian Tracy records one of the Tribe's four quarterback sacks at Virginia Tech.*

	1	2	3	4	Final
William and Mary	0	3	0	0	3
Virginia Tech	27	14	3	0	44

#### Scoring Summary

Qtr	Team	Score	Time
1st	VT	FG Dunlevy 25	11:58
	VT	FG Dunlevy 27	7:37
	Ore 2 run (Dunlevy kick)	4:47	
	VT	Flowers 49 INT return (Dunlevy kick)	3:56
	VT	Lewis 8 run (Dunlevy kick)	0:17
2nd	VT	Royal 60 punt return (Dunlevy kick)	13:56
	W&M	FG Pate 22	5:07
3rd	VT	Ore 34 pass from Taylor (Dunlevy kick)	2:13
	VT	FG Dunlevy 38	7:51

	W&M	VT
First Downs	13	12
Rushes - Yards	28-5	38-133
Att-Cmp-Int	46-19-3	27-151-0
Pass Yards	257	154
Total Offense	262	287
Total Plays	74	65
Fumbles - Lost	1-0	1-0
3rd Down Conv.	3-18	4-16
Penalties - Yards	3-25	11-95
Sacks by - Yards	4-25	5-42
Time of Possession	29:57	30:03

**Rushing** - W&M: Viola 10-17, Schonder 9-42, Archer 1-(-1), Potts 1-(-9), Phillips 6-(-27). VT: Lewis 10-43 (TD), Ore 10-25 (TD), Taylor 5-52, Holt 4-10, Pickle 2-8, Cheeseman 4-6, Glennon 1-(-10).

**Passing** - W&M: Phillips 40-17-3, 243; Potts 6-2-0, 14. VT: Taylor 13-6-0, 72, TD; Glennon 9-5-0, 49; Holt 5-4-0, 33.

**Receiving** - W&M: Atchison 5-81, Archer 3-39, Nicholas 2-63, Mack 2-30, Varno 2-10, Viola 2-4, Dohse 1-16, Falbo 1-10, Schonder 1-4. VT: Ore 4-48 (TD), Smith 2-39, Wheeler 2-15, Boone 1-14, Drager 1-9, Luckett 1-9, Hyman 1-8, Lewis 1-6, Whitaker 1-5, Perez 1-1.

**Defense** - W&M: Caldwell 10 (TFL), Tracy 6 (3.0 TFL, sack), Lissemore 5 (1.5 TFL, sack), Rutter 5 (Sack, PBU), Cox 3 (0.5 TFL), Jean-Pierre 3 (Sack).

**Attendance:** 66,233; **Time:** 3:14; **Weather:** 78, Partly Cloudy



# Game-By-Game Results

## Game 5

### William and Mary 27, Towson 22

Sept. 29 | Williamsburg, Va. | Zable Stadium | 1 p.m.

WILLIAMSBURG (9/29/07) -- Jake Phillips passed for two touchdowns, and the William and Mary defense came up with two big fourth quarter stops to secure a 27-22 victory over Towson in CAA Football action at Zable Stadium.

Phillips passed for 179 yards and also rushed for a season-high 42 yards to help W&M win its first home conference game since 2005. The Tribe also snapped a three-game losing streak in league games.

Towson pulled within 27-22 on Sean Schaefer's 29-yard touchdown pass to Demetrius Harrison with 10:55 remaining, but the Tigers couldn't avoid their third consecutive conference loss and fifth-straight defeat in the series.

Tony Viola rushed for 24 yards on six carries, including a 2-yard touchdown run in the third quarter that proved to be the difference.

Towson held a 422-284 advantage in total yards, but the Tribe defense forced three turnovers, in addition to the two timely stops late.

Derek Cox had two interceptions, and Sean Lissimore recorded his first career pick. David Caldwell led the defensive effort with 14 total tackles, including 10 unassisted stops.

Elliott Mack had a 61-yard touchdown reception, and Joe Nicholas turned in a 38-yard catch run for a touchdown as the Tribe erased a 13-0 deficit in a four-minute span in the second quarter. Brian Pate started the Tribe run with a 36-yard field goal and would later add a 41-yarder.

Courtland Marriner and Thomas Schonder each finished with 20 yards rushing. Nicholas and R.J. Archer each finished with three receptions.



**Derek Cox returns his second interception 69 yards in the win over Towson.**

	1	2	3	4	Final
Towson	10	6	0	6	22
Virginia Tech	0	17	10	0	27

#### Scoring Summary

Qtr	Team	Score	Time
1st	TU	FG Bencivengo 27	10:23
	TU	Williams 3 run (Bencivengo kick)	3:09
2nd	TU	FG Bencivengo 20	8:05
	W&M	FG Pate 36	5:46
	W&M	Mack 61 pass from Phillips (Pate kick)	2:38
	W&M	Nicholas 38 pass from Phillips (Pate kick)	1:19
	TU	FG Bencivengo 37	0:00
3rd	W&M	FG Pate 41	13:09
	W&M	Viola 2 run (Pate kick)	7:48
4th	TU	Harrison 29 pass from Schaefer (Pass failed)	10:55

	TU	W&M
First Downs	24	12
Rushes - Yards	44-214	33-105
Att-Cmp-Int	40-21-3	23-10-1
Pass Yards	208	179
Total Offense	422	284
Total Plays	84	56
Fumbles - Lost	3-0	1-0
3rd Down Conv.	5-16	4-15
Penalties - Yards	7-45	3-35
Sacks by - Yards	2-9	0-0
Time of Possession	33:58	26:02

**Rushing - W&M:** Marriner 11-20, Phillips 8-42, Schonder 7-20, Viola 6-24 (TD). **TU:** Williams 34-139 (TD), Castor 8-73, Schaefer 2-2.

**Passing - W&M:** Phillips 23-10-1, 179, 2 TD. **TU:** Schaefer 40-21-3, 208, TD.

**Receiving - W&M:** Nicholas 3-56 (TD), Archer 3-30, Mack 1-61 (TD), Dohse 1-17, Schonder 1-12, Atchison 1-3. **TU:** Lee 9-69, Harrison 5-75 (TD), Perry 2-30, Tongu 2-4, Cegles 1-11, Williams 1-10, Godlasky 1-9.

**Defense - W&M:** Caldwell 14 (10 solo, TFL), Pigram 9 (6 solo, TFL), Livingston 9 (6 solo, 4 PBU), Rutter 7, Tracy 6 (TFL, 6 solo), Cox 6 (2 INT, 3 PBU), Lissimore 3 (INT), Herbert 3 (2 PBU).

**Attendance:** 10,094; **Time:** 2:58; **Weather:** 80, Breezy, Clear

## Game 6

### Villanova 63, William and Mary 24

Oct. 6 | Villanova, Pa. | Villanova Stadium | 6 p.m.


VILLANOVA, Pa. (10/6/07) -- Villanova quarterback Antwon Young passed for four touchdowns and rushed for another in a 63-24 victory over William and Mary at Villanova Stadium.

Young completed 20 of 26 attempts for 216 yards and rushed for 38 yards on five attempts, and Villanova won its third straight in the series. The Wildcats' 63-point total was the highest against the Tribe in a league game.

W&M put itself in a big hole early, losing two fumbles on kickoff returns, both of which led to short Villanova touchdown drives. The Wildcats, which scored on its first five possessions, led 28-7 with 4:06 remaining in the opening quarter, before the Tribe offense took the field for the second time.

Jake Phillips passed for 291 yards and two touchdowns and also rushed for a score. Cameron Dohse recorded career-highs with six receptions and 117 yards and scored on a 24-yard pass from Phillips. Elliott Mack also went over the 100-yard receiving mark with 105 yards on three catches. Eric Robertson and Marshall Dill also set career marks for receptions with five and three, respectively.

Courtland Marriner rushed for 81 yards on 16 attempts, and Brian Pate connected on a 41-yard field goal attempt.



**Jake Phillips scores on a 7-yard touchdown run in the loss at Villanova.**

	1	2	3	4	Final
William and Mary	14	3	7	0	24
Villanova	28	7	21	7	63

#### Scoring Summary

Qtr	Team	Score	Time
1st	VU	Dicken 10 run (Marcoux kick)	12:13
	W&M	Phillips 7 run (Pate kick)	9:14
	VU	Sherry 39 pass from Young (Marcoux kick)	7:21
	VU	Atkinson 16 pass from Young (Marcoux kick)	6:18
	VU	Young 1 run (Marcoux kick)	4:06
	W&M	Dohse 24 pass from Phillips (Pate kick)	0:07
2nd	VU	Ragone 31 pass from Atkinson (Marcoux kick)	12:23
	W&M	FG Pate 41	4:33
3rd	VU	Harvey 24 pass from Young (Marcoux kick)	9:27
	VU	Sherry 4 pass from Young (Marcoux kick)	3:17
	W&M	Mack 73 pass from Phillips (Pate kick)	2:51
	VU	Babbaro 33 run (Marcoux kick)	0:40
4th	VU	Babbaro 25 pass from Whitney (Marcoux kick)	7:31

	W&M	VU
First Downs	25	23
Rushes - Yards	29-70	40-233
Att-Cmp-Int	48-26-0	28-22-0
Pass Yards	391	272
Total Offense	461	505
Total Plays	77	68
Fumbles - Lost	4-3	1-0
3rd Down Conv.	8-15	9-13
Penalties - Yards	2-15	10-99
Sacks by - Yards	0-0	5-32
Time of Possession	29:00	31:00

**Rushing - W&M:** Marriner 16-81, Phillips 8-(9) (TD), Schonder 3-3, Viola 1-3, Mack 1-(8). **VU:** Dicken 18-80 (TD), Ball 11-68, Young 5-38 (TD), Babbaro 2-35 (TD), Whitney 2-10, Ragone 1-3.

**Passing - W&M:** Phillips 30-16-0, 291, 2 TD; Potts 18-10-0, 100. **VU:** Young 26-20-0, 216, 4 TD; Whitney 1-1-0 25, TD; Atkinson 1-1-0, 31, TD.

**Receiving - W&M:** Dohse 6-117 (TD), Robertson 5-56, Archer 5-47, Mack 3-105 (TD), Dill 3-24, Varno 2-20, Atchison 2-21, Marriner 1-1. **VU:** Sherry 7-105 (2 TD), Harvey 3-42 (TD), Babbaro 3-33 (TD), Atkinson 3-26 (TD), Ridley 2-20, Ragone 1-31 (TD), Szczur 1-8, Bradway 1-5, Dicken 1-2.

**Defense - W&M:** Tracy 9 (6 solo), Pigram 8 (5 solo, TFL), Livingston 7, Herbert 3 (TFL), Steinman 2 (TFL).

**Attendance:** 8,721; **Time:** 3:11; **Weather:** 81, Clear



# Game-By-Game Results

## Game 7

### William and Mary 21, Maine 20

Oct. 13 | Orono, Maine | Alfond Stadium | 3 p.m.

ORONO, Maine (10/13/07) -- Tony Viola's fourth-quarter touchdown run, and a strong defensive effort in the second half helped William and Mary hang on for a 21-20 victory at Maine.

Jake Phillips passed for 255 yards and two touchdowns, both to Cameron Dohse, and engineered two long second-half scoring drives, but it was Viola's late hard running and the defense limiting Maine to two fourth-quarter field goals that secured the Tribe's second CAA win.

Viola finished with 44 yards rushing with 36 of those yards coming on nine fourth-quarter attempts. Viola's 3-yard run with 11:13 remaining capped a 90-yard, 13-play drive that gave W&M its first lead, 21-14.

Maine, which managed only one first down on five third down tries and 132 total yards in the second half, reached the Tribe 12-yard line on its next possession but settled for a 32-yard field goal after Adrian Tracy sacked Adam Farkes on third down.

A fumbled punt snap after a three-and-out gave it right back to Maine deep in Tribe territory at the 24-yard line, but the Black Bears would again settle for three points after a big defensive stand.

Dohse finished with seven receptions for 123 yards, both career highs, and scored on receptions of 31 and 33 yards. It was the second-straight 100-yard receiving game for the redshirt freshman.

Elliott Mack finished with five receptions for 53 yards, and R.J. Archer had four catches for 29 yards. Thomas Schonder rushed for 34 yards on carries, and Courtland Marriner ran for 33 yards.

Josh Rutter paced the defensive effort with 9 total tackles, and Derek Cox recorded eight unassisted stops. Adrian Tracy recorded a solo pass sack, and Derek Toon had an unassisted tackle for loss on a fourth down play in the first half.



**Cameron Dohse had seven catches for 123 yards and two touchdowns at Maine.**

	1	2	3	4	Final
William and Mary	0	7	7	7	21
Maine	7	7	0	6	20

#### Scoring Summary

Qtr	Team	Score	Time
1st	UM	Williams 20 pass from Farkes (Donnelly kick)	8:08
2nd	UM	Williams 31 pass from Farkes (Donnelly kick)	2:51
	W&M	Dohse 31 pass from Phillips (Pate kick)	1:02
3rd	W&M	Dohse 33 pass from Phillips (Pate kick)	1:27
4th	W&M	Viola 3 run (Pate kick)	11:13
	UM	FG Donnelly 32	7:20
	UM	FG Donnelly 34	4:46

	W&M	UM
First Downs	22	19
Rushes - Yards	42-136	40-249
Att-Cmp-Int	38-24-0	19-11-0
Pass Yards	243	125
Total Offense	379	374
Total Plays	80	59
Fumbles - Lost	0-0	0-0
3rd Down Conv.	8-17	2-10
Penalties - Yards	6-52	6-60
Sacks by - Yards	1-3	1-9
Time of Possession	33:09	26:51

**Rushing** - W&M: Viola 10-44 (TD), Schonder 8-34, Marriner 15-33, Phillips 8-25. UM: Fluellen 30-197, Farkes 8-35, Cotrone 2-17.

**Passing** - W&M: Phillips 37-23-0, 255, 2 TD. UM: Farkes 19-11-0, 125, 2TD.

**Receiving** - W&M: Dohse 7-123 (2TD), Mack 5-53, Archer 4-29, Vamo 3-8, Atchison 2-14, Marriner 2-1, Nicholas 1-15. UM: Williams 4-69 (2TD), Pierre 3-23, Cotrone 2-13, Fersner 1-15, Fluellen 1-5.

**Defense** - W&M: Rutter 10 (4 solo), Caldwell 9, Cox 8 (8 solo), Tracy 7 (TFL, sack), Harris 7, Livingston 6 (4 solo, PBU), Toon 4 (TFL).

**Attendance:** 7,122; **Time:** 3:07; **Weather:** 55, Partly Cloudy

## Game 8

### #4 UMass 48, William and Mary 34

Oct. 27 | Williamsburg, Va. | Zable Stadium | 1 p.m.

WILLIAMSBURG (10/27/07) -- Matt Lawrence rushed for three touchdowns in a big second half for fourth-ranked Massachusetts, as the Minutemen survived an upset bid by William and Mary with a wild 48-34 victory at Zable Stadium.

Lawrence ran for a career-high 186 yards on 34 attempts and kept UMass perfect in conference play with two rushing scores in the final four minutes.

W&M built a 24-13 lead with 6:36 remaining in the third quarter on Jake Phillips' 1-yard keeper, before UMass stormed back with 21 points in just over six minutes. Phillips rushed for a season-high 49 yards, had a 25-yard reception and also threw a 5-yard touchdown pass to Drew Atchison in the first half.

After falling behind, the Tribe put together a rally of its own, using a 42-yard fumble return for a touchdown by Michael Pigram, then a 22-yard fumble return by Josh Rutter to set up Brian Pate's 20-yard field goal that tied the game, 34-34, with 7:31 remaining.

Atchison led the Tribe receiving corps with six catches for 65 yards. Elliott Mack had three grabs for 26 yards, and R.J. Archer had three receptions for 24 yards. Courtland Marriner rushed for 86 yards on 21 attempts, and Tony Viola added a 1-yard touchdown run in the first half.

Pigram finished with 14 total tackles, including 10 solo and one quarterback sack, and also recorded his first career interception.



**Drew Atchison stretches for a 5-yard touchdown reception vs. UMass.**

	1	2	3	4	Final
Massachusetts	6	7	7	28	48
William and Mary	10	7	7	10	34

#### Scoring Summary

Qtr	Team	Score	Time
1st	UMASS	Racher 60 pass from Coen (Rush failed)	14:44
	W&M	FG Pate 45	10:36
	W&M	Viola 1 run (Pate kick)	0:04
2nd	UMASS	Rancher 7 pass from Coen (Koepplin kick)	6:37
	W&M	Atchison 5 pass from Phillips (Pate kick)	3:10
3rd	W&M	Phillips 1 run (Pate kick)	6:36
	UMASS	Lawrence 11 run (Koepplin kick)	1:35
4th	UMASS	Nelson 13 run (Koepplin kick)	13:28
	UMASS	Jorgensen 8 pass from Coen (Koepplin kick)	11:16
	W&M	Pigram 42 fumble return (Pate kick)	9:26
	W&M	FG Pate 20	7:31
	UMASS	Lawrence 1 run (Koepplin kick)	3:46
	UMASS	Lawrence 7 run (Koepplin kick)	0:35

	UMASS	W&M
First Downs	25	23
Rushes - Yards	44-179	44-140
Att-Cmp-Int	27-17-2	34-17-1
Pass Yards	218	195
Total Offense	397	335
Total Plays	71	78
Fumbles - Lost	4-2	3-2
3rd Down Conv.	6-12	4-13
Penalties - Yards	9-80	3-30
Sacks by - Yards	2-23	1-7
Time of Possession	28:51	31:09

**Rushing** - W&M: Marriner 21-86, Phillips 13-49 (TD), Viola 8-6 (TD), Schonder 2-(-1). UMass: Lawrence 34-186 (3TD), Nelson 6-50 (TD), Coen 2-(-12).

**Passing** - W&M: Phillips 33-16-1, 170 TD; Archer 1-1-0, 25. UMass: Coen 27-17-2, 218, 3TD.

**Receiving** - W&M: Atchison 6-65 (TD), Mack 3-26, Archer 3-24, Robertson 2-34, Phillips 1-25, Dohse 1-18, Falbo 1-3. UMass: Moore 5-79, Omar 4-40, Lawrence 3-19, Racher 2-67 (2TD), Jorgensen 1-8 (TD), Nelson 1-4, Zardas 1-1.

**Defense** - W&M: Pigram 14 (10 solo, 42-yard FR for TD, INT, sack), Rutter 8 (5 solo, FF, 22-yard FR), Caldwell 7 (7 solo, PBU), Cox 7 (6 solo, TFL), Herbert 6, Lissemore 3 (TFL), Tracy (INT).

**Attendance:** 10,178; **Time:** 3:10; **Weather:** 80, Overcast, Humid



# Quarterback Club Awards

## 2007 Quarterback Club Weekly Awards - Massachusetts 10/27

### Offense



**Brent Cochran, Sr., OL**

Cochran contributed to a solid offensive performance against one of the nation's top defenses, as the Tribe rushed for 140 yards and amassed 335 total yards.

#### Previous Winners

Delaware - Aug. 30

Jake Phillips, QB, Jr.

Passed for school record 433 yards and two touchdowns.

VMI - Sept. 8

Jake Phillips, QB, Jr.

Completed 13-of-15 attempts for 242 yards and three TDs.

Liberty - Sept. 15

DeBrian Holmes, RB, Jr.

Rushed for a career-high 96 yards and two touchdowns.

Virginia Tech - Sept. 22

Drew Atchison, TE, Sr.

Team-high five receptions for 81 yards.

Towson - Sept. 29

Brad Stewart, OL, Sr.

Villanova - Oct. 6

Jake Phillips, QB, Jr.

Passed for 291 yards (16-30) and two TDs. Rushed for one TD.

Maine - Oct. 13

Cameron Dohse, WR, RF

Seven receptions for 123 yards and two touchdowns.

UMass - Oct. 27

Brent Cochran, OL, Sr.

### Defense



**Michael Pigram, Jr., LB**

Pigram tallied a career-high 14 total tackles against UMass, including 10 unassisted and a quarterback sack. He returned a fumble 42-yard for a TD in the fourth quarter and also recorded his first career interception.

#### Previous Winners

Delaware - Aug. 30

Derek Cox, DB, Jr.

Recorded six total tackles, three solos, and one PBU.

VMI - Sept. 8

David Caldwell, DB, So.

Career-high 15 total tackles, 1.5TFL, FF, PBU

Liberty - Sept. 15

Josh Rutter, Jr., LB

Season-high 15 TT, seven solo.

Virginia Tech - Sept. 22

Adrian Tracy, So., DE

Six TT, 3.0TFL, 1.0 sack

Towson - Sept. 29

Robert Livingston, So., FS

Nine TT, six solo, four pass break-ups

Villanova - Oct. 6

Michael Pigram, Jr., LB

Eight TT, five solo, solo tackle for loss.

Maine - Oct. 13

Adrian Tracy, DE, So.

Seven TT, one solo quarterback sack.

UMass - Oct. 27

Michael Pigram, LB, Jr.

14 TT, 10 solos, 42-yard fumble return for TD, INT, sack

### Special Teams



**David Houff, Jr., DB**

Houff recorded three total tackles in kick coverage, including one unassisted.

#### Previous Winners

Delaware - Aug. 30

Fred Johnson, DB, So.

Recorded two tackles in kickoff coverage.

VMI - Sept. 8

Brian Pate, PK, So.

Connected on 9-of-9 point-after attempts.

Liberty - Sept. 15

R.J. Archer, So., Holder/WR

Holder on two FG and six PATs; Three receptions for 57 yards.

Virginia Tech - Sept. 22

David Caldwell, So., KR

Four kickoff returns for 98 yards, including long of 31 yards.

Towson - Sept. 29

Rob Varno, So., TE

One solo tackle in kick coverage

Villanova - Oct. 6

None

Maine - Oct. 13

Tony Viola, RB, Sr.

Rushed for 44 yards and the game-winning TD.

UMass - Oct. 27

David Houff, DB, Jr.

Three total tackles, including one solo.





## Offensive Individual Career Game Highs

### Quarterbacks

**Jake Phillips, Jr.**

#### Passing

Att. 43 . . . vs. Maine, 2006  
 Cmp. 25 . . . vs. Delaware, 2007  
 Cmp. % 90.0 . . . at Northeastern, 2005  
 Yards 433 . . . vs. Delaware, 2007  
 Long 73 . . . at Villanova, 2007  
 TDs 4 . . . at Northeastern, 2005  
 INTs 3 . . . at Virginia Tech, 2007  
 Sacked 6 . . . at James Madison, 2006

#### Rushing

Att. 15 . . . vs. James Madison, 2005  
 Yards 57 . . . vs. James Madison, 2005  
 TDs 2 . . . (2) last vs. Delaware, 2005  
 Long 20 . . . vs. Towson, 2007

**Mike Potts, Sr.**

#### Passing

Att. 50 . . . at Massachusetts, 2006  
 Cmp. 28 . . . at Towson, 2006  
 Cmp. % 90.0 . . . at Maryland, 2006  
 Yards 409 . . . at Towson, 2006  
 Long 76 . . . at Towson, 2006  
 TDs 2 . . . (5) last at Delaware, 2006  
 INTs 3 . . . at Delaware, 2006  
 Sacked 3 . . . at Rhode Island, 2005

#### Rushing

Att. 5 . . . at Rhode Island, 2005  
 Yards 7 . . . vs. Liberty, 2005  
 TDs 1 . . . vs. Villanova, 2006  
 Long 3 . . . at Towson, 2006

Completion % - (Minimum 10 attempts)

### Running Backs

**DeBrian Holmes, Jr.**

#### Rushing

Att. 23 . . . vs. Liberty, 2007  
 Yards 96 . . . vs. Liberty, 2007  
 TDs 3 . . . at VMI, 2007  
 Long 27 . . . vs. New Hampshire, 2005

#### Receiving

Rec. 7 . . . vs. Delaware, 2005  
 Yards 52 . . . vs. Delaware, 2005  
 TDs 1 . . . at VMI, 2005  
 Long 24 . . . at Towson, 2006

**Courtland Marriner, R-Fr.**

#### Rushing

Att. 21 . . . vs. UMass, 2007  
 Yards 107 . . . at VMI, 2007  
 TDs 1 . . . at VMI, 2007  
 Long 25 . . . vs. UMass, 2007

#### Receiving

Rec. 2 . . . at Maine, 2007  
 Yards 1 . . . (2) last at Maine, 2007  
 TD 0  
 Long 2 . . . at Maine, 2007

**Tony Viola, Sr.**

#### Rushing

Att. 15 . . . vs. Liberty, 2007  
 Yards 85 . . . vs. Liberty, 2005  
 TDs 1 . . . (5), last vs. UMass, 2007  
 Long 35 . . . at Towson, 2004

#### Receiving

Rec. 2 . . . Twice, last at VT, 2007  
 Yards 18 . . . at Marshall, 2005  
 TDs 1 . . . at Marshall, 2005  
 Long 18 . . . at Marshall, 2005

**Thomas Schonder, R-Fr.**

#### Rushing

Att. 9 . . . at Virginia Tech, 2007  
 Yards 45 . . . at VMI, 2007  
 TDs 1 . . . at VMI, 2007  
 Long 29 . . . at Virginia Tech, 2007

#### Receiving

Rec. 1 . . . (2) last vs. Towson, 2007  
 Yards 12 . . . vs. Towson, 2007  
 TDs 0  
 Long 12 . . . vs. Towson, 2007

**Matty Otey, Sr. (FB)**

#### Rushing

Att. 2 . . . at Towson, 2004  
 Yards 6 . . . at Towson, 2005  
 TDs 1 . . . at Marshall, 2005 (FR)  
 Long 5 . . . at Towson, 2004

#### Receiving

Rec. 1 . . . (6) last vs. Delaware, 2007  
 Yards 10 . . . vs. Delaware, 2007  
 TDs 1 . . . (4) last at Delaware, 2006  
 Long 1 . . . vs. Delaware, 2007

**Graham Falbo, Sr., (FB)**

#### Rushing

Att. 0  
 Yards 0  
 TDs 0  
 Long 0

#### Receiving

Rec. 1 . . . (3), last vs. UMass, 2007  
 Yards 10 . . . at Virginia Tech, 2007  
 TDs 0  
 Long 10 . . . at Virginia Tech, 2007

**Jimmy Hobson, R-Fr. (FB)**

#### Rushing

Att. 2 . . . at VMI, 2007  
 Yards 8 . . . at VMI, 2007  
 TDs 0  
 Long 4 . . . at VMI, 2007

#### Receiving

Rec. 0  
 Yards 0  
 TDs 0  
 Long 0

### Wide Receivers/Tight Ends

**Joe Nicholas, Sr. (WR)**

#### Receiving

Rec. 11 . . . vs. Delaware, 2004\*  
 Yards 121 . . . vs. Delaware, 2005  
 TDs 2 . . . (3) last at Towson, 2006  
 Long 76 . . . at Towson, 2006

**Elliott Mack, Jr. (WR)**

#### Receiving

Rec. 7 . . . vs. Delaware, 2005  
 Yards 106 . . . vs. Delaware, 2005  
 TDs 1 . . . (10) last at Villanova, 2007  
 Long 73 . . . at Villanova, 2007

#### Rushing

Att. 3 . . . vs. Villanova, 2006  
 Yards 29 . . . vs. Towson, 2005  
 TDs 0  
 Long 20 . . . vs. Towson, 2005

**R.J. Archer, So. (WR)**

#### Receiving

Rec. 6 . . . at Towson, 2006  
 Yards 122 . . . at Towson, 2006  
 TDs 0  
 Long 46 . . . at Liberty, 2006

#### Rushing

Att. 1 . . . Twice, last at VT, 2007  
 Yards 15 . . . vs. Richmond, 2006  
 TDs 0  
 Long 15 . . . vs. Richmond, 2006

**Cameron Dohse, R-Fr. (WR)**

#### Receiving

Rec. 7 . . . at Maine, 2007  
 Yards 123 . . . at Maine, 2007  
 TDs 2 . . . at Maine, 2007  
 Long 43 . . . at Villanova, 2007

**Terreon Conyers, R-Fr. (WR)**

#### Receiving

Rec. 1 . . . at VMI, 2007  
 Yards 7 . . . at VMI, 2007  
 TDs 0  
 Long 7 . . . at VMI, 2007

**Marshall Dill, R-Fr. (WR)**

#### Receiving

Rec. 3 . . . at Villanova, 2007  
 Yards 24 . . . at Villanova, 2007  
 TDs 0  
 Long 9 . . . at Villanova, 2007

**D.J. McAulay, Jr. (WR)**

#### Receiving

Rec. 7 . . . vs. Delaware, 2007  
 Yards 162 . . . vs. Delaware, 2007  
 TDs 1 . . . (3) last vs. Delaware, 2007  
 Long 49 . . . at Maryland, 2006

#### Rushing

Att. 1 . . . (6) last vs. Delaware, 2007  
 Yards 17 . . . vs. Richmond, 2006  
 TDs 0  
 Long 15 . . . vs. Richmond, 2006

**Eric Robertson, So. (WR)**

#### Receiving

Rec. 5 . . . at Villanova, 2007  
 Yards 56 . . . at Villanova, 2007  
 TDs 0  
 Long 21 . . . vs. UMass, 2007

**Drew Atchison, Sr. (TE)**

#### Receiving

Rec. 6 . . . (3) last vs. UMass, 2007  
 Yards 139 . . . vs. Delaware, 2007  
 TDs 1 . . . (5) last vs. UMass, 2007  
 Long 57 . . . vs. Villanova, 2006

**Rob Varno, So. (TE)**

#### Receiving

Rec. 3 . . . at Maine, 2007  
 Yards 53 . . . at VMI, 2007  
 TDs 0  
 Long 32 . . . at VMI, 2007

\*NCAA Playoff Game

# Career Game-Highs

## Defensive Individual Career Game Highs

### Defensive Line

#### Adrian Tracy, So. (DE)

TT 10 ... vs. Hofstra, 2006  
UT 6 ..... (3) last at Villanova, 2007  
AT 7 ..... vs. Richmond, 2006  
Sacks 3.0 ... at Towson, 2006  
TFL 4.0 ... at Towson, 2006  
FF 1 ..... (2) last at Towson, 2006  
FR 0  
INT 1 ..... vs. UMass, 2007  
PBU 1 ..... (2) last at JMU, 2006

#### C.J. Herbert, So. (DE)

TT 6 ..... at UMass, 2006  
UT 3 ..... at Villanova, 2007  
AT 5 ..... at UMass, 2006  
Sacks 1.0 ... vs. Hofstra, 2006  
TFL 1.0 ... (2) last at Villanova, 2007  
FF 0  
FR 0  
INT 0  
PBU 2 ..... vs. Towson, 2007

#### Ryan Jones, Sr. (DT)

TT 3 ..... vs. VMI, 2006  
UT 1 ..... (3) last vs. Liberty, 2007  
AT 3 ..... (2) last vs. VMI, 2006  
Sacks 1.0 ... vs. Liberty, 2005  
TFL 1.0 ... vs. Liberty, 2005  
FF 1 ..... at VMI, 2007  
FR 1 ..... vs. VMI, 2006  
INT 0  
PBU 0

#### Sean Lissemore, So. (DT)

TT 7 ..... (2) last at VMI, 2007  
UT 4 ..... at Towson, 2006  
AT 5 ..... (3) last at VMI, 2007  
Sacks 1.0 ... (2) last vs. Delaware, 2007  
TFL 1.5 ... vs. Richmond, 2006  
FF 0  
FR 0  
INT 1 ..... vs. Towson, 2007  
PBU 0

#### Derek Toon, R-Fr. (DT)

TT 4 ..... at Maine, 2007  
UT 2 ..... at Maine, 2007  
AT 3 ..... vs. Delaware, 2007  
Sacks 0.5 ... at VMI, 2007  
TFL 1.0 ... at Maine, 2007  
FF 0  
FR 0  
INT 0  
PBU 0

#### Michael Stover, Fr. (DE)

TT 4 ..... at Maine, 2007  
UT 1 ..... (3) last at Maine, 2007  
AT 3 ..... (2) last at Maine, 2007  
Sacks 0  
TFL 0  
FF 0  
FR 0  
INT 0  
PBU 0

### Linebackers

#### Josh Rutter, Jr.

TT 16 ..... at Marshall, 2005  
UT 7 ..... (2) last vs. Liberty, 2007  
AT 12 ..... at Marshall, 2005  
Sacks 1.0 ... at Virginia Tech, 2007  
TFL 1.0 ... (7) last at VT, 2007  
FF 1 ..... vs. UMass, 2007  
FR 2 ..... at VMI, 2007  
INT 1 ..... at Richmond, 2005  
PBU 1 ..... (5) last at Maine, 2007

#### Michael Pigram, Jr.

TT 14 ..... vs. UMass, 2007  
UT 10 ..... (2) last vs. UMass, 2007  
AT 8 ..... vs. Delaware, 2007  
Sacks 1.0 ... vs. UMass, 2007  
TFL 1.0 ... (7) last vs. UMass, 2007  
FF 2 ..... vs. Villanova, 2006  
FR 1 ..... (2), last vs. UMass, 2007  
INT 1 ..... vs. UMass, 2007  
PBU 0

#### T.J. O'Neill, Sr.

TT 8 ..... (3) last at UMass, 2006  
UT 7 ..... vs. New Hampshire, 2005  
AT 7 ..... at UMass, 2006  
Sacks 1.0 ... vs. Maine, 2006  
TFL 1.0 ... (2) last vs. Maine, 2006  
FF 0  
FR 1 ..... (2) last vs. Hofstra, 2006  
INT 1 ..... vs. New Hampshire, 2005  
PBU 1 ..... (3) last vs. Delaware, 2005

#### Ryan Horvath, Sr.

TT 6 ..... (2) last at VMI, 2007  
UT 4 ..... vs. Delaware, 2007  
AT 4 ..... vs. Liberty, 2007  
Sacks 0  
TFL 1.0 ... vs. Delaware, 2007  
FF 1 ..... vs. Delaware, 2007  
FR 0  
INT 0  
PBU 0

#### Todd Reyher, Jr.

TT 4 ..... at Virginia Tech, 2007  
UT 2 ..... at Villanova, 2007  
AT 3 ..... (2) last at VT, 2007  
Sacks 0  
TFL 0.5 ... (2) last at Villanova, 2007  
FF 0  
FR 0  
INT 0  
PBU 2 ..... vs. Liberty, 2005

#### Nick Dewispelaere, R-Fr.

TT 8 ..... at VMI, 2007  
UT 5 ..... at VMI, 2007  
AT 3 ..... at VMI, 2007  
Sacks 0  
TFL 0  
FF 0  
FR 0  
INT 0  
PBU 0

#### Evan Francks, R-Fr.

TT 5 ..... at VMI, 2007  
UT 2 ..... at VMI, 2007  
AT 3 ..... (2) last at VT, 2007  
Sacks 1.0 ... at VMI, 2007  
TFL 1.0 ... at VMI, 2007  
FF 0  
FR 0  
INT 0  
PBU 0

#### Wes Steinman, R-Fr.

TT 5 ..... at VMI, 2007  
UT 2 ..... (3) last vs. UMass, 2007  
AT 3 ..... (3) last at Maine, 2007  
Sacks 1.0 ... at VMI, 2007  
TFL 1.0 ... (2) last at Villanova, 2007  
FF 0  
FR 0  
INT 0  
PBU 0

### Defensive Backs

#### Derek Cox, Jr. (CB)

TT 14 ..... at Liberty, 2006  
UT 9 ..... at Liberty, 2006  
AT 5 ..... at Liberty, 2006  
Sacks 0  
TFL 1.0 ... vs. UMass, 2007  
FF 1 ..... vs. Towson, 2005  
FR 1 ..... (2) last vs. Maine, 2006  
INT 2 ..... vs. Towson, 2007  
PBU 3 ..... (2) last vs. Towson, 2007

#### David Caldwell, So. (SS)

TT 15 ..... at VMI, 2007  
UT 10 ..... vs. Towson, 2007  
AT 7 ..... at Maine, 2007  
Sacks 0  
TFL 1.5 ... at VMI, 2007  
FF 1 ..... at VMI, 2007  
FR 0  
INT 1 ..... (2) last vs. Liberty, 2007  
PBU 1 ..... (3) last vs. UMass, 2007

#### Max Harris, So. (CB)

TT 11 ..... vs. Liberty, 2007  
UT 7 ..... vs. Liberty, 2007  
AT 5 ..... at Maine, 2007  
Sacks 0  
TFL 0.5 ... vs. Delaware, 2007  
FF 1 ..... vs. VMI, 2006  
FR 1 ..... vs. Villanova, 2006  
INT 0  
PBU 1 ..... (2) last at VT, 2007

#### Robert Livingston, So. (FS)

TT 10 ..... vs. Delaware, 2007  
UT 6 ..... (2) last vs. Towson, 2007  
AT 5 ..... (2) last vs. Liberty, 2007  
Sacks 0  
TFL 0.5 ... at Villanova, 2007  
FF 0  
FR 0  
INT 0  
PBU 4 ..... vs. Towson, 2007

#### David Houff, Jr. (DB)

TT 6 ..... (2) last vs. Towson, 2007  
UT 6 ..... at Towson, 2006  
AT 4 ..... at Liberty, 2006  
Sacks 0  
TFL 0  
FF 0  
FR 0  
INT 1 ..... at Towson, 2006  
PBU 1 ..... at Towson, 2006

#### Michael Alvarado, R-Fr. (Safety)

TT 3 ..... (2) last at VMI, 2007  
UT 2 ..... (3) last vs. Liberty, 2007  
AT 1 ..... (2) last at VMI, 2007  
Sacks 0  
TFL 1.0 ... at VMI, 2007  
FF 0  
FR 0  
INT 0  
PBU 0

#### Terrell Wells, Fr.

TT 4 ..... at Virginia Tech, 2007  
UT 3 ..... vs. Towson, 2007  
AT 3 ..... at Virginia Tech, 2007  
Sacks 0  
TFL 0  
FF 0  
FR 1 ..... vs. Delaware, 2007  
INT 0  
PBU 0



# Career Statistics

## Quarterbacks

### #11, Jake Phillips' Career Stats

Year	G/S	Eff.	At-Co-In	Pct.	Yds	TD	Lg	Av/G	Rush	Yds	Av/G	TD	Lg	Av/G
2005	10/6	145.8	192-123-7	64.1	1564	12	47	156.4	71	183	2.6	8	17	18.3
2006	7/5	102.6	141-70-3	49.6	763	5	46	109.0	51	67	1.3	1	13	9.6
2007	8/8	146.1	247-141-5	57.1	2148	15	73	268.5	65	124	1.9	4	20	15.5
<b>Totals</b>	<b>25/19</b>	<b>135.4</b>	<b>580-334-15</b>	<b>57.6</b>	<b>4475</b>	<b>32</b>	<b>73</b>	<b>179.0</b>	<b>187</b>	<b>374</b>	<b>2.0</b>	<b>13</b>	<b>20</b>	<b>14.9</b>

### #10, Mike Potts' Career Stats

Year	G/S	Eff.	At-Co-In	Pct.	Yds	TD	Lg	Av/G	Rush	Yds	Av/G	TD	Lg	Av/G
2004	3/0	102.1	17-7-0	41.2	84	1	32	28.0	1	-5	-5.0	0	0	-1.3
2005	7/5	132.2	127-78-2	61.4	842	7	49	120.3	18	-36	-2.0	0	3	-5.1
2006	9/7	126.8	216-124-7	57.4	1559	10	76	173.2	9	-29	-2.1	1	3	-3.2
2007	4/0	99.6	32-18-0	56.2	165	0	21	41.2	1	-9	-9.0	0	0	-2.2
<b>Totals</b>	<b>23/12</b>	<b>125.3</b>	<b>392-227-9</b>	<b>57.9</b>	<b>2650</b>	<b>18</b>	<b>76</b>	<b>115.2</b>	<b>29</b>	<b>-79</b>	<b>-3.6</b>	<b>1</b>	<b>3</b>	<b>-3.3</b>

## Running Backs

### #8, DeBrian Holmes' Career Stats

Year	G/S	Att	Yds	Av/G	TD	Lg	Av/G	Rec	Yds	Av/G	TD	Lg	Av/G
2005	11/0	56	304	5.4	1	27	27.6	16	121	7.6	1	19	11.0
2006	11/0	44	225	5.1	1	25	20.5	18	110	6.1	0	24	10.0
2007	3/3	49	191	3.9	5	20	63.7	4	40	10.0	0	18	13.3
<b>Totals</b>	<b>25/3</b>	<b>149</b>	<b>720</b>	<b>4.8</b>	<b>7</b>	<b>27</b>	<b>28.8</b>	<b>38</b>	<b>271</b>	<b>7.1</b>	<b>1</b>	<b>24</b>	<b>10.8</b>

### #25, Courtland Marriner's Career Stats

Year	G/S	Att	Yds	Av/G	TD	Lg	Av/G	Rec	Yds	Av/G	TD	Lg	Av/G
2007	6/4	80	348	4.3	1	25	58.0	5	-14	-2.8	0	2	-2.3

### #5, Tony Viola's Career Offensive Stats

Year	G/S	Att	Yds	Av/G	TD	Lg	Av/G	Rec	Yds	Av/G	TD	Lg	Av/G
2004	13/0	12	76	6.3	0	35	5.8	0	0	0.0	0	0	0.0
2005	11/0	30	183	6.1	1	26	16.6	1	18	18.0	1	18	1.6
2006	10/0	12	53	4.4	0	11	5.3	1	-6	-6.0	0	0	-0.6
2007	8/1	62	207	3.3	4	12	25.9	4	18	4.5	0	10	2.2
<b>Totals</b>	<b>42/1</b>	<b>116</b>	<b>519</b>	<b>4.5</b>	<b>5</b>	<b>35</b>	<b>12.4</b>	<b>6</b>	<b>30</b>	<b>5.0</b>	<b>1</b>	<b>18</b>	<b>0.7</b>

### #33, Thomas Schonder's Career Stats

Year	G/S	Att	Yds	Av/G	TD	Lg	Av/G	Rec	Yds	Av/G	TD	Lg	Av/G
2007	7/0	35	143	4.1	1	29	20.4	2	16	8.0	0	12	2.3

### Matt Otey's Career Stats

Year	G/S	Att	Yds	Av/G	TD	Lg	Av/G	Rec	Yds	Av/G	TD	Lg	Av/G
2004	13/0	2	6	3.0	0	5	0.5	2	4	2.0	1	3	0.3
2005	10/1	0	0	0.0	1	0	0.0	2	5	2.5	2	3	0.5
2006	7/2	0	0	0.0	0	0	0.0	1	2	2.0	1	2	0.3
2007	6/0	0	0	0.0	0	0	0.0	1	10	10.0	0	10	1.7
<b>Totals</b>	<b>36/3</b>	<b>2</b>	<b>6</b>	<b>3.0</b>	<b>1</b>	<b>0</b>	<b>0.2</b>	<b>6</b>	<b>21</b>	<b>3.5</b>	<b>4</b>	<b>10</b>	<b>0.6</b>

### #45, Graham Falbo's Career Stats

Year	G/S	Att	Yds	Av/G	TD	Lg	Av/G	Rec	Yds	Av/G	TD	Lg	Av/G
2004	2/0	0	0	0.0	0	0	0.0	0	0	0.0	0	0	0.0
2005	6/0	0	0	0.0	0	0	0.0	0	0	0.0	0	0	0.0
2006	Did Not Play												
2007	8/2	0	0	0.0	0	0	0.0	3	18	6.0	0	10	2.2
<b>Totals</b>	<b>16/2</b>	<b>0</b>	<b>0</b>	<b>0.0</b>	<b>0</b>	<b>0</b>	<b>0.0</b>	<b>3</b>	<b>18</b>	<b>6.0</b>	<b>0</b>	<b>10</b>	<b>1.1</b>

### #43, Jimmy Hoboson's Career Stats

Year	G/S	Att	Yds	Av/G	TD	Lg	Av/G	Rec	Yds	Av/G	TD	Lg	Av/G
2007	7/0	2	8	4.0	0	4	1.1	0	0	0.0	0	0	0.0

## Wide Receivers/Tight Ends

### #27, Joe Nicholas' Career Stats

Year	G/S	Rec	Yds	Av/G	TD	Lg	Av/G	Rush	Yds	Av/G	TD	Lg	Av/G
2004	14/13	66	799	12.1	6	51	57.1	2	18	9.0	0	15	1.3
2005	10/10	52	731	14.1	5	49	73.1	1	-3	-3.0	0	0	-0.3
2006	11/11	41	597	14.6	8	76	54.3	0	0	0.0	0	0	0.0
2007	5/3	7	151	21.6	1	43	30.2	0	0	0.0	0	0	0.0
<b>Totals</b>	<b>40/37</b>	<b>166</b>	<b>2278</b>	<b>13.7</b>	<b>20</b>	<b>76</b>	<b>57.0</b>	<b>3</b>	<b>15</b>	<b>5.0</b>	<b>0</b>	<b>15</b>	<b>0.4</b>

### #2, Elliott Mack's Career Stats

Year	G/S	Rec	Yds	Av/G	TD	Lg	Av/G	Rush	Yds	Av/G	TD	Lg	Av/G
2005	10/1	21	371	17.7	4	47	37.1	2	21	10.5	0	29	2.1
2006	10/3	20	225	11.2	2	32	22.5	7	61	8.7	0	27	6.1
2007	8/6	27	472	17.5	4	73	59.0	3	-1	-0.3	0	19	-0.1
<b>Totals</b>	<b>28/10</b>	<b>68</b>	<b>1068</b>	<b>15.7</b>	<b>10</b>	<b>73</b>	<b>38.1</b>	<b>12</b>	<b>81</b>	<b>6.8</b>	<b>0</b>	<b>29</b>	<b>2.9</b>

### #16, R.J. Archer's Career Stats

Year	G/S	Rec	Yds	Av/G	TD	Lg	Av/G	Rush	Yds	Av/G	TD	Lg	Av/G
2006	11/7	30	489	16.3	0	46	44.5	1	15	15.0	0	15	1.4
2007	8/5	28	329	11.8	0	34	41.1	1	-1	-1.0	0	0	-0.1
<b>Totals</b>	<b>19/12</b>	<b>58</b>	<b>818</b>	<b>14.1</b>	<b>0</b>	<b>46</b>	<b>43.1</b>	<b>2</b>	<b>14</b>	<b>7.0</b>	<b>0</b>	<b>15</b>	<b>0.7</b>

### #89, Eric Robertson's Career Stats

Year	G/S	Rec	Yds	Av/G	TD	Lg	Av/G	Rush	Yds	Av/G	TD	Lg	Av/G
2006	4/0	0	0	0.0	0	0	0.0	0	0	0.0	0	0	0.0
2007	8/0	7	90	12.9	0	21	11.2	0	0	0.0	0	0	0.0
<b>Totals</b>	<b>12/0</b>	<b>7</b>	<b>90</b>	<b>12.9</b>	<b>0</b>	<b>21</b>	<b>7.5</b>	<b>0</b>	<b>0</b>	<b>0.0</b>	<b>0</b>	<b>0</b>	<b>0.0</b>

### #81, Cameron Dohse's Career Stats

Year	G/S	Rec	Yds	Av/G	TD	Lg	Av/G	Rush	Yds	Av/G	TD	Lg	Av/G
2007	8/5	22	435	19.8	5	43	54.4	0	0	0.0	0	0	0.0

### #3, Marshall Dill's Career Stats

Year	G/S	Rec	Yds	Av/G	TD	Lg	Av/G	Rush	Yds	Av/G	TD	Lg	Av/G
2007	2/0	4	28	7.0	0	9	14.0	0	0	0.0	0	0	0.0

### #88, Terreon Conyers' Career Stats

Year	G/S	Rec	Yds	Av/G	TD	Lg	Av/G	Rush	Yds	Av/G	TD	Lg	Av/G
2007	2/0	1	7	7.0	0	7	3.5	0	0	0.0	0	0	0.0

### #4, D.J. McAulay's Career Stats

Year	G/S	Rec	Yds	Av/G	TD	Lg	Av/G	Rush	Yds	Av/G	TD	Lg	Av/G
2005	9/0	2	49	24.5	0	39	5.4	1	-4	-4.0	0	0	-0.4
2006	8/3	21	307	14.6	2	49	38.4	4	39	9.8	0	27	6.1
2007	1/1	7	162	23.1	1	40	162.0	1	6	6.0	0	6	6.0
<b>Totals</b>	<b>18/4</b>	<b>30</b>	<b>518</b>	<b>17.3</b>	<b>3</b>	<b>49</b>	<b>28.8</b>	<b>6</b>	<b>41</b>	<b>6.8</b>	<b>0</b>	<b>27</b>	<b>2.3</b>

### #86, Drew Atchison's Career Stats

Year	G/S	Rec	Yds	Av/G	TD	Lg	Av/G
2005	4/0	0	0	0.0	0	0	0.0
2006	11/5	12	183	15.2	2	57	16.6
2007	8/8	28	428	15.3	4	50	53.5
<b>Totals</b>	<b>23/13</b>	<b>40</b>	<b>611</b>	<b>15.3</b>	<b>6</b>	<b>57</b>	<b>26.6</b>

### #98, Rob Varno's Career Stats

Year	G/S	Rec	Yds	Av/G	TD	Lg	Av/G
2006	11/0	0	0	0.0	0	0	0.0
2007	8/0	10	111	11.1	0	32	13.9
<b>Totals</b>	<b>19/0</b>	<b>10</b>	<b>111</b>	<b>11.1</b>	<b>0</b>	<b>32</b>	<b>5.8</b>



2007 Tribe Football  
 William and Mary Overall Team Statistics (as of Oct 27, 2007)  
 All games

TEAM STATISTICS	WM	OPP
SCORING.....	251	303
Points Per Game.....	31.4	37.9
FIRST DOWNS.....	182	170
Rushing.....	68	97
Passing.....	104	61
Penalty.....	10	12
RUSHING YARDAGE.....	985	1720
Yards gained rushing.....	1236	1917
Yards lost rushing.....	251	197
Rushing Attempts.....	304	347
Average Per Rush.....	3.2	5.0
Average Per Game.....	123.1	215.0
TDs Rushing.....	15	21
PASSING YARDAGE.....	2326	1404
Att-Comp-Int.....	282-161-5	206-133-7
Average Per Pass.....	8.2	6.8
Average Per Catch.....	14.4	10.6
Average Per Game.....	290.8	175.5
TDs Passing.....	15	16
TOTAL OFFENSE.....	3311	3124
Total Plays.....	586	553
Average Per Play.....	5.7	5.6
Average Per Game.....	413.9	390.5
KICK RETURNS: #-YARDS.....	40-921	39-722
PUNT RETURNS: #-YARDS.....	11-45	21-269
INT RETURNS: #-YARDS.....	7-97	5-78
KICK RETURN AVERAGE.....	23.0	18.5
PUNT RETURN AVERAGE.....	4.1	12.8
INT RETURN AVERAGE.....	13.9	15.6
FUMBLES-LOST.....	13-7	13-5
PENALTIES-YARDS.....	37-311	58-504
Average Per Game.....	38.9	63.0
PUNTS-YARDS.....	34-1250	32-1259
Average Per Punt.....	36.8	39.3
Net punt average.....	28.9	37.9
TIME OF POSSESSION/GAME.....	29:44	30:16
3RD-DOWN CONVERSIONS.....	41/110	42/104
3rd-Down Pct.....	37%	40%
4TH-DOWN CONVERSIONS.....	9/19	6/15
4th-Down Pct.....	47%	40%
SACKS BY-YARDS.....	9-51	19-133
MISC YARDS.....	92	4
TOUCHDOWNS SCORED.....	32	39
FIELD GOALS-ATTEMPTS.....	9-16	11-11
PAT-ATTEMPTS.....	32-32	34-36
ATTENDANCE.....	41240	88906
Games/Avg Per Game.....	4/10310	4/22226
Neutral Site Games.....		0/0

SCORE BY QUARTERS	1st	2nd	3rd	4th	OT	Total
William and Mary....	41	82	52	62	14	- 251
Opponents.....	88	75	44	89	7	- 303

**2007 Tribe Football**  
**William and Mary Overall Individual Statistics (as of Oct 27, 2007)**  
**All games**

RUSHING	GP	Att	Gain	Loss	Net	Avg	TD	Long	Avg/G
C. Marriner	6	80	378	30	348	4.3	1	25	58.0
Tony Viola	8	62	216	9	207	3.3	4	12	25.9
DeBrian Holmes	3	49	202	11	191	3.9	5	20	63.7
Thomas Schonder	7	35	154	11	143	4.1	1	29	20.4
Jake Phillips	8	65	253	129	124	1.9	4	20	15.5
Jimmy Hobson	7	2	8	0	8	4.0	0	4	1.1
D.J. McAulay	1	1	6	0	6	6.0	0	6	6.0
R.J. Archer	8	1	0	1	-1	-1.0	0	0	-0.1
Elliott Mack	8	3	19	20	-1	-0.3	0	19	-0.1
Mike Potts	4	1	0	9	-9	-9.0	0	0	-2.2
David Miller	8	1	0	12	-12	-12.0	0	0	-1.5
TEAM	5	4	0	19	-19	-4.8	0	0	-3.8
Total.....	8	304	1236	251	985	3.2	15	29	123.1
Opponents.....	8	347	1917	197	1720	5.0	21	48	215.0

PUNT RETURNS	No.	Yds	Avg	TD	Long
R.J. Archer	7	39	5.6	0	10
Derek Cox	4	6	1.5	0	6
Total.....	11	45	4.1	0	10
Opponents.....	21	269	12.8	1	60

INTERCEPTIONS	No.	Yds	Avg	TD	Long
Derek Cox	3	69	23.0	0	69
Sean Lissemore	1	0	0.0	0	0
David Caldwell	1	9	9.0	0	9
Adrian Tracy	1	2	2.0	0	1
Michael Pigram	1	17	17.0	0	17
Total.....	7	97	13.9	0	69
Opponents.....	5	78	15.6	1	49

PASSING	GP	Effic	Att-Cmp-Int	Pct	Yds	TD	Lng	Avg/G
Jake Phillips	8	146.13	247-141-5	57.1	2148	15	73	268.5
Mike Potts	4	99.56	32-18-0	56.2	165	0	21	41.2
R.J. Archer	8	155.00	2-1-0	50.0	25	0	25	3.1
David Miller	8	-0.80	1-1-0	100.0	-12	0	0	-1.5
Total.....	8	140.38	282-161-5	57.1	2326	15	73	290.8
Opponents.....	8	140.65	206-133-7	64.6	1404	16	60	175.5

KICK RETURNS	No.	Yds	Avg	TD	Long
David Caldwell	17	456	26.8	0	54
C. Marriner	9	203	22.6	0	38
Thomas Schonder	6	141	23.5	0	29
Terrell Wells	4	90	22.5	0	24
DeBrian Holmes	1	7	7.0	0	7
Graham Falbo	1	9	9.0	0	9
Tony Viola	1	15	15.0	0	15
Jimmy Hobson	1	0	0.0	0	0
Total.....	40	921	23.0	0	54
Opponents.....	39	722	18.5	0	37

RECEIVING	GP	No.	Yds	Avg	TD	Long	Avg/G
Drew Atchison	8	28	428	15.3	4	50	53.5
R.J. Archer	8	28	329	11.8	0	34	41.1
Elliott Mack	8	27	472	17.5	4	73	59.0
Cameron Dohse	8	22	435	19.8	5	43	54.4
Rob Varno	8	10	111	11.1	0	32	13.9
D.J. McAulay	1	7	162	23.1	1	40	162.0
Joe Nicholas	5	7	151	21.6	1	43	30.2
Eric Robertson	8	7	90	12.9	0	21	11.2
C. Marriner	6	5	-14	-2.8	0	2	-2.3
DeBrian Holmes	3	4	40	10.0	0	18	13.3
Marshall Dill	2	4	28	7.0	0	9	14.0
Tony Viola	8	4	18	4.5	0	10	2.2
Graham Falbo	8	3	18	6.0	0	10	2.2
Thomas Schonder	7	2	16	8.0	0	12	2.3
Jake Phillips	8	1	25	25.0	0	25	3.1
Matt Otey	6	1	10	10.0	0	10	1.7
Terreon Conyers	2	1	7	7.0	0	7	3.5
Total.....	8	161	2326	14.4	15	73	290.8
Opponents.....	8	133	1404	10.6	16	60	175.5

FUMBLE RETURNS	No.	Yds	Avg	TD	Long
Josh Rutter	1	22	22.0	0	22
Michael Pigram	1	42	42.0	1	42
Terrell Wells	1	28	28.0	1	28
Total.....	3	92	30.7	2	42
Opponents.....	2	4	2.0	0	2

**2007 Tribe Football**  
**William and Mary Overall Individual Statistics (as of Oct 27, 2007)**  
**All games**

SCORING	----- PATs -----								
	TD	FGs	Kick	Rush	Rcv	Pass	DXP	Saf	Points
Brian Pate	0	9-16	32-32	0-0	0	0-0	0	0	59
DeBrian Holmes	5	0-0	0-0	0-0	0	0-0	0	0	30
Cameron Dohse	5	0-0	0-0	0-0	0	0-0	0	0	30
Tony Viola	4	0-0	0-0	0-0	0	0-0	0	0	24
Drew Atchison	4	0-0	0-0	0-0	0	0-0	0	0	24
Jake Phillips	4	0-0	0-0	0-0	0	0-0	0	0	24
Elliott Mack	4	0-0	0-0	0-0	0	0-0	0	0	24
Terrell Wells	1	0-0	0-0	0-0	0	0-0	0	0	6
Michael Pigram	1	0-0	0-0	0-0	0	0-0	0	0	6
Joe Nicholas	1	0-0	0-0	0-0	0	0-0	0	0	6
Thomas Schonder	1	0-0	0-0	0-0	0	0-0	0	0	6
C. Marriner	1	0-0	0-0	0-0	0	0-0	0	0	6
D.J. McAulay	1	0-0	0-0	0-0	0	0-0	0	0	6
Total.....	32	9-16	32-32	0-0	0	0-0	0	0	251
Opponents.....	39	11-11	34-36	0-1	1	1-2	0	0	303

TOTAL OFFENSE	G	Plays	Rush	Pass	Total	Avg/G
Jake Phillips	8	312	124	2148	2272	284.0
C. Marriner	6	80	348	0	348	58.0
Tony Viola	8	62	207	0	207	25.9
DeBrian Holmes	3	49	191	0	191	63.7
Mike Potts	4	33	-9	165	156	39.0
Thomas Schonder	7	35	143	0	143	20.4
R.J. Archer	8	3	-1	25	24	3.0
Jimmy Hobson	7	2	8	0	8	1.1
D.J. McAulay	1	1	6	0	6	6.0
Elliott Mack	8	3	-1	0	-1	-0.1
TEAM	5	4	-19	0	-19	-3.8
David Miller	8	2	-12	-12	-24	-3.0
Total.....	8	586	985	2326	3311	413.9
Opponents.....	8	553	1720	1404	3124	390.5

FIELD GOALS	FGM-FGA	Pct	01-19	20-29	30-39	40-49	50-99	Lg	Blk
Brian Pate	9-16	56.2	1-1	3-3	1-4	4-8	0-0	45	0

FG SEQUENCE	William and Mary	OPPONENTS
DELAWARE	(20), 35	-
VMI	-	(24)
LIBERTY	(43), (19)	(37), (31)
Virginia Tech	(22), 33	(25), (27), (38)
TOWSON	45, (36), (41)	(27), (20), (37)
Villanova	(41)	-
Maine	-	(32), (34)
UMASS	(45), 45, 48, 38, 42, (20)	-

PUNTING	No.	Yds	Avg	Long	TB	FC	I20	Blkd
David Miller	34	1250	36.8	48	0	5	8	0
Total.....	34	1250	36.8	48	0	5	8	0
Opponents.....	32	1259	39.3	52	2	6	13	0

KICKOFFS	No.	Yds	Avg	TB	OB
Brian Pate	42	2188	52.1	1	4
David Miller	4	194	48.5	0	0
Total.....	46	2382	51.8	1	4
Opponents.....	56	3584	64.0	13	4

Numbers in (parentheses) indicate field goal was made.



**2007 Tribe Football**  
**William and Mary Overall Individual Statistics (as of Oct 27, 2007)**  
**All games**

ALL PURPOSE	G	Rush	Rec	PR	KOR	IR	Tot	Avg/G
C. Marriner	6	348	-14	0	203	0	537	89.5
Elliott Mack	8	-1	472	0	0	0	471	58.9
David Caldwell	8	0	0	0	456	9	465	58.1
Cameron Dohse	8	0	435	0	0	0	435	54.4
Drew Atchison	8	0	428	0	0	0	428	53.5
R.J. Archer	8	-1	329	39	0	0	367	45.9
Thomas Schonder	7	143	16	0	141	0	300	42.9
Tony Viola	8	207	18	0	15	0	240	30.0
DeBrian Holmes	3	191	40	0	7	0	238	79.3
D.J. McAulay	1	6	162	0	0	0	168	168.0
Joe Nicholas	5	0	151	0	0	0	151	30.2
Jake Phillips	8	124	25	0	0	0	149	18.6
Rob Varno	8	0	111	0	0	0	111	13.9
Eric Robertson	8	0	90	0	0	0	90	11.2
Terrell Wells	8	0	0	0	90	0	90	11.2
Derek Cox	8	0	0	6	0	69	75	9.4
Marshall Dill	2	0	28	0	0	0	28	14.0
Graham Falbo	8	0	18	0	9	0	27	3.4
Michael Pigram	8	0	0	0	0	17	17	2.1
Matt Otey	6	0	10	0	0	0	10	1.7
Jimmy Hobson	7	8	0	0	0	0	8	1.1
Terreon Conyers	2	0	7	0	0	0	7	3.5
Adrian Tracy	8	0	0	0	0	2	2	0.2
Mike Potts	4	-9	0	0	0	0	-9	-2.2
David Miller	8	-12	0	0	0	0	-12	-1.5
TEAM	5	-19	0	0	0	0	-19	-3.8
Total.....	8	985	2326	45	921	97	4374	546.8
Opponents.....	8	1720	1404	269	722	78	4193	524.1

**2007 Tribe Football**  
**William and Mary Overall Defensive Statistics (as of Oct 27, 2007)**  
**All games**

DEFENSIVE LEADERS	-----Tackles-----				TFL/Yds	-Sacks-	---Pass Def---		-Fumbles-		Blkd		
	GP	Solo	Ast	Total			No-Yds	Int-Yds	BrUp	QBH	Rcv-Yds	FF	Kick
6 David Caldwell	8	42	30	72	4.5-14	.	1-9	2	.	.	1	.	.
21 Michael Pigram	8	34	32	66	4.0-13	1.0-7	1-17	1	1	1-42	.	.	.
44 Josh Rutter	8	27	38	65	1.0-5	1.0-5	.	4	.	3-22	1	.	.
17 R. Livingston	8	31	24	55	0.5-2	.	.	6	.	.	.	.	.
97 Adrian Tracy	8	25	19	44	6.5-19	2.0-7	1-2	.	1	.	.	.	.
37 Derek Cox	8	28	11	39	2.0-3	.	3-69	5	.	.	.	.	.
9 Max Harris	8	14	17	31	1.0-4	.	.	2	.	.	.	.	.
95 C.J. Herbert	8	8	21	29	2.0-5	.	.	2	.	.	.	1	.
93 Sean Lissemore	7	11	17	28	3.5-17	2.0-14	1-0	.	1	.	.	.	.
35 Ryan Horvath	5	10	11	21	1.0-1	.	.	.	.	.	1	.	.
13 Evan Francks	8	7	13	20	1.0-6	1.0-6	.	.	1	.	.	.	.
22 David Houff	8	13	7	20	.	.	.	.	.	.	.	.	.
39 T.J. O'Neill	5	8	9	17	.	.	.	.	.	.	.	.	.
50 Todd Reyher	8	4	11	15	1.0-3	0.5-1	.	.	.	.	.	.	.
66 Derek Toon	7	3	11	14	3.0-10	0.5-2	.	.	.	.	.	.	.
38 Terrell Wells	8	5	8	13	.	.	.	.	.	1-28	.	.	.
54 N. Dewispeleare	5	7	5	12	.	.	.	.	.	.	.	.	.
48 Wes Steinman	7	6	5	11	1.0-2	.	.	.	.	.	.	.	.
40 Michael Stover	7	4	6	10	.	.	.	.	1	.	.	.	.
42 Fred Johnson	8	5	5	10	.	.	.	.	.	.	.	.	.
58 B. Jean-Pierre	7	4	4	8	1.5-10	1.0-9	.	1	.	.	.	.	.
26 Mike Alvarado	6	6	2	8	1.0-3	.	.	.	.	.	.	.	.
24 Ben Cottingham	6	1	4	5	.	.	.	.	.	.	.	.	.
98 Rob Varno	8	4	1	5	.	.	.	.	.	.	.	.	.
80 Brian Pate	8	4	.	4	.	.	.	.	.	.	.	.	.
92 Ryan Jones	7	2	2	4	0.5-0	.	.	.	.	.	1	.	.
86 Drew Atchison	8	3	1	4	.	.	.	.	.	.	.	.	.
41 S. Alexander	2	1	2	3	.	.	.	.	.	.	.	.	.
69 Carl Watts	4	2	.	2	.	.	.	.	1	.	.	.	.
96 Daniel Pulley	2	2	.	2	.	.	.	.	.	.	.	.	.
46 Matt Otey	6	.	2	2	.	.	.	.	.	.	.	.	.
16 R.J. Archer	8	1	.	1	.	.	.	.	.	.	1	.	.
4 D.J. McAulay	1	1	.	1	.	.	.	.	.	.	.	.	.
3 Marshall Dill	2	.	1	1	.	.	.	.	.	.	.	.	.
45 Graham Falbo	8	1	.	1	.	.	.	.	.	.	.	.	.
5 Tony Viola	8	.	1	1	.	.	.	.	.	.	.	.	.
81 Cameron Dohse	8	1	.	1	.	.	.	.	.	.	.	.	.
83 Gareth Hissong	2	.	.	.	.	.	.	.	1	.	.	.	.
Total.....	8	325	320	645	35-117	9-51	7-97	23	7	5-92	5	1	.
Opponents.....	8	306	304	610	58-246	19-133	5-78	42	10	7-4	8	.	.