

7 Conference Titles • 12 Postseason Appearances • 7 NCAA Playoff Berths • 516 Victories • 66 All-Americans



WILLIAM & MARY

GAME 10: James Madison • Saturday, Nov. 10, 2007 • 7 p.m. • Williamsburg, Va. • Zable Stadium



Game Day Information

WILLIAM AND MARY "TRIBE" (4-5, 2-4 CAA) vs. #16 JAMES MADISON "DUKES" (6-3, 4-2 CAA)

Kickoff: 7 p.m., Saturday, Nov. 10, 2007

Site: Walter J. Zable Stadium at Cary Field (12,259, FieldTurf)

TV: None

Radio: 6:30 p.m. - Tribe Football Radio Network, including www.TribeAthletics.com (See next page).

All-Time Series: JMU leads, 15-14 (See series history on page four).

All-Time Series in Williamsburg: W&M leads, 9-7.

Last Meeting: Oct. 21, 2006; JMU won, 31-17, in Harrisonburg.



www.tribeathletics.com/gameday.html

First and 10

The Tribe will play its final home game of the season on Saturday, hosting rival James Madison at 7 p.m. W&M will recognize its senior class, which will be playing at Zable Stadium for the last time, prior to the game. JMU now leads the all-time series, 15-14, having won the last three meetings, including the last two in Williamsburg. The last two games between the teams at Zable Stadium have been played at night in front of sellout crowds, including the 2004 NCAA Semifinal. A limited number of tickets remain for Saturday's contest. The Tribe is coming off back-to-back CAA losses, including a 38-14 defeat at Hofstra in its last outing. A victory would give W&M a winning season at home and get the Tribe back to .500 overall. JMU has also dropped consecutive league games, including a 34-31 loss at sixth-ranked Delaware on Saturday, but the Dukes enter with hopes of a FCS Playoff berth at 6-3 overall and No. 16 national ranking. JMU brings the league's top rushing attack into the match-up, averaging 248.7 yards per game on the ground. Quarterback Rodney Landers is a dual threat, ranking eighth in the league in rushing average (91.4) and eighth in passing average (154.9). Defensively, Madison is third in the CAA in total defense (317.3) and pass defense (182.6) and fourth in scoring defense (21.1). W&M counters with the league's third-best passing attack (273.8) and sixth-rated offense, in terms of total yards (397.1) and points (29.4) per game.

2007 Tribe Schedule

Date	Opponent	Score/Time
Aug. 30	#19 DELAWARE*	L/49-31
Sept. 8	at VMI	W/63-16
Sept. 15	LIBERTY	W/48-41 (20T)
Sept. 22	at #17 Virginia Tech	L/44-3
Sept. 29	TOWSON*	W/27-22
Oct. 6	at Villanova*	L/63-24
Oct. 13	at Maine*	W/21-20
Oct. 27	#4 MASSACHUSETTS*	L/48-34
Nov. 3	at #20 Hofstra*	L/38-14
Nov. 10	#16 JAMES MADISON*	7 p.m.
Nov. 17	at Richmond*	Noon

*CAA Football conference game

2007 Dukes' Schedule

Date	Opponent	Score/Time
Sept. 1	at North Carolina	L/37-14
Sept. 8	#5 NEW HAMPSHIRE*	W/41-24
Sept. 15	VMI	W/45-17
Sept. 22	COASTAL CAROLINA	W/45-10
Sept. 29	VILLANOVA*	W/35-7
Oct. 6	at Northeastern*	W/21-14
Oct. 13	at Rhode Island*	W/44-27
Oct. 27	#14 RICHMOND*	L/17-16
Nov. 3	at #7 Delaware*	L/34-31
Nov. 10	at William and Mary*	7 p.m.
Nov. 17	TOWSON*	1:30 p.m.

*CAA Football conference game

The Coaches

Jimmy Laycock

Alma Mater, Year: William and Mary, 1970
 W&M Record: 182-132-2 (28th season)
 Career Record: Same
 Career vs. JMU: 12-15

Mickey Matthews

Alma Mater, Year: Southwest Texas State, 1976
 JMU Record: 62-43 (Ninth season)
 Career Record: Same
 Career vs. W&M: 7-2

Table of Contents

Media Information	2
W&M Football Radio Network	2
W&M Sports Information Staff	2
Projected Depth Chart and Start Chart	3
This Week's Opponent: #16 James Madison	4
Tale of the Tape	4
W&M Football Quick Facts	5
W&M Football Game Notes	5
The Tribe in 2007	6
Scouting the 2007 Opponents	6
CAA Football Information	7
National Rankings	8
Tribe Football Record Watch	9-10
Tribe Season Honor Roll	11
Head Coach Jimmy Laycock	12
W&M Football Rosters	13-14
Season Game-By-Game Starters	15
Tribe in the Red Zone	15
W&M Single-Game Highs	16
Opponent Single-Game Highs	17
Long Plays of the Season	17
Top Offensive Performances	18
Scoring Drives Chart	19
The Last Time It Happened	20
W&M Single-Game Records	21
Game-By-Game Results	22
Quarterback Club Awards	27
Individual Career-Highs	28
Career Statistics	30
2007 Season Statistics	31



Game 10 • William and Mary vs. #16 James Madison • Nov. 10, 2007 • 7 p.m. • Zable Stadium

Media Information



W&M Media Relations Staff

Pete Clawson (Primary Football Contact)
Assistant A.D., Media Relations
(O) 757-221-3369 (E) pmclaw@wm.edu

Mark Hoskins (Secondary Football Contact)
Associate Sports Information Director
(O) 757-221-3344 (E) mjhosk@wm.edu

Kris Sears (Associate SID)
(O) 757-221-3368 (E) kasear@wm.edu

Rob Turner (Associate SID)
(O) 757-221-3370 (E) rrtun@wm.edu

Jake Skipper (Intern)
(O) 757-221-3344 (E) jskip@wm.edu

Zable Stadium Press Box Phone: 757-221-3414

Sports Information Fax: 757-221-3412

Web Site: www.TribeAthletics.com

Mailing Address:

751 Ukrop Way
Williamsburg, VA 23185

Weekly CAA Football Coaches Call

Every Monday from Aug.27-Nov. 19, the CAA Football coaches will hold a teleconference for the media from 10:00-12:10pm (eastern time). Each coach will have a 10-minute slot to discuss his team and answer questions from the media. Members of the media are strongly encouraged to participate in the questioning. For the access number and password contact Scott Meyer in the CAA office at (804) 754-1616, x20.

- 10:00 CAA Football update
- 10:10 Dave Clawson, Richmond
- 10:20 Jimmye Laycock, William & Mary
- 10:30 Andy Talley, Villanova
- 10:40 Rocky Hager, Northeastern
- 10:50 Mickey Matthews, James Madison
- 11:00 Jack Cosgrove, Maine
- 11:10 Don Brown, Massachusetts
- 11:20 Tim Stowers, Rhode Island
- 11:30 K.C. Keeler, Delaware
- 11:40 Sean McDonnell, New Hampshire
- 11:50 Dave Cohen, Hofstra
- 12:00 Gordy Combs, Towson

CAA Football Press Box Phone Numbers

Delaware	302-831-6199/302-831-2186
Hofstra	516-463-5247
James Madison	540-568-6521
Maine	207-581-1049
Massachusetts	413-545-3550
New Hampshire	603-862-2585
Northeastern	617-566-5956
Rhode Island	401-874-4616
Richmond	804-355-6110
Towson	410-704-3102
Villanova	610-519-5290
William and Mary	757-221-3414

Interviews

All requests for interviews must be directed through the Sports Information Office. Players are available Monday morning until noon Thursday. Please call either Pete Clawson, or Mark Hoskins, with interview requests.

Weekly Press Conference

A press conference with head coach Jimmye Laycock will be held every Tuesday at noon at the Hospitality House in Williamsburg. Lunch is served around noon, followed by opening remarks and a question and answer session with Coach Laycock. Interviews with selected players will follow the luncheon. Please confirm your attendance with Pete Clawson in the Sports Information Office at least 24 hours in advance.

Game Credentials

Please make all press and photo requests at least one week in advance. Tickets and parking passes can be mailed with one week's notice. If not, tickets can be picked up, with proper credentials, at the Will Call Window at Zable Stadium on the morning of the game. ****PARKING PASSES CANNOT BE LEFT AT WILL CALL****

Press Parking

Parking for members of the working press is available just southeast of Zable Stadium in front of the University Center. Parking is limited and media members are encouraged to arrive early.

Photographers

Please observe the NCAA rules, which prohibit photographers between the 25 yard lines.

Press Box Services

Located atop the East grandstand of Zable Stadium at Cary field, the press box officially opens two hours prior to kickoff. Pregame notes, flip cards and programs will be available prior to the start. Complete halftime statistics, as well as final team and individual statistics, are available immediately following the game.

Radio

Visiting radio lines may be rented through the Sports Information Office at a cost of \$75 per line. The radio booth for the visiting team is located at the south end of the press box on the lower level. Radio stations should make arrangements with the Sports Information Office at least a month in advance. Requests for the line will be honored on a first-come, first-served basis.

Visiting Film Crews

Space will be allotted in the West Press Box for film and video crews of visiting teams' coaches' shows. We will provide two spots per team.

Post-Game Procedures

Head coach Jimmye Laycock and the visiting coach will be available about 10 minutes after the game in an interview area located directly below the press box. Individual W&M players' names should be given to Pete Clawson during the fourth quarter and they will be made available in the interview room.

The William and Mary Football Radio Network

The W&M Athletics Department is in its second year of a partnership for the Tribe Radio Network with local stations, 92.3 FM "The Tide" and 107.9 FM "WBACH", as the network's Co-Flagships.

"We are extremely excited to be teaming up with Tribe Athletics," said Tom Davis, the President of Davis Media LLC. "We look forward to enhancing the broadcasts and broadening the reach of the games to the many fans throughout Tidewater Virginia."

The partnership provides the College with solid coverage of the peninsula, as the station's combined footprint reaches from eastern areas of Richmond to the western parts of Norfolk. Tribe fans in Richmond will also be able to catch the action on 1450AM WCLM, which returns for its third season as an affiliate. Also, as usual, long-standing network member WBRG, AM 1050 of Lynchburg is back to carry all the action for 2007.

In addition to the radio coverage, all broadcasts can be heard live on the web at www.TribeAthletics.com, free of charge.

The College's long-standing broadcast team of team of Jay Colley and Bob Sheeran remain in place to deliver all the action of Tribe football over the airwaves.

William and Mary Radio Network Affiliates

"The Tide"	92.3 FM	Williamsburg
WBACH	107.9 FM	Williamsburg
WBRG	1050 AM	Lynchburg
WCLM	1450 AM	Richmond





Depth Chart

Offensive Depth Chart: James Madison Game

Pos.	No.	Name	Elg.	Ht.	Wt.	Notes
WR	2	Elliott Mack	JR	6-0	200	Shared team lead with four receptions at Hofstra for 48 yards
	89	Eric Robertson	SO	6-2	190	Two receptions for 34 yards vs. UMass
WR	16	R.J. Archer	SO	6-2	222	Caught at least one pass in 20-straight games; 29 receptions this year
	88	Terreon Conyers	RF	5-11	190	One catch for seven yards this season
WR	81	Cameron Dohse	RF	6-0	186	Leads team with five touchdown receptions; Two catches at Hofstra
	3	Marshall Dill	RF	5-10	186	Season and career-highs in receptions (3) and yards (24) at Villanova
TE	86	Drew Atchison	SR	6-7	250	Leads team with 32 receptions for 453 yards and four touchdowns
	98	Rob Varno	SO	6-5	225	Career and season-high three receptions at Maine
LT	67	Brent Cochran	SR	6-5	306	Two-year returning starter with 29-straight starts
	63	Keith Hill	RF	6-4	312	Saw extended action in the second half at Villanova
LG	79	Michael Grant	JR	6-5	287	Started first nine games of his career at left guard this season
	72	Justin Oliver	SR	6-4	286	Started 11 games at guard last season after missing all of '05
C	53	Luke Hiteshew	JR	6-1	290	Started nine games at center this season after starting at guard in '06
	75	Eric O'Brien	JR	6-1	262	Moved to offensive line from defensive line during '06 spring practice
RG	56	C.J. Muse	SO	6-4	310	Has started 11 consecutive games at guard
	51	Tim Kelley	SR	6-2	300	Reserve center last season with action in three games
RT	71	Brad Stewart	SR	6-3	300	Has started 31 consecutive games at right tackle
	77	Jake Marcey	FR	6-4	280	True freshman member of the travel squad
QB	11	Jake Phillips	JR	6-3	219	Season-high 54 yards rushing at Hofstra; Season-low 92 yards passing
	10	Mike Potts	SR	6-4	226	Threw first touchdown pass of the season at Hofstra, a 16-yarder
TB	25	Courtland Marriner	RF	5-9	181	Scored on a 16-yard touchdown reception at Hofstra
	23	Terrence Riggins	FR	6-1	220	Made collegiate debut at Hofstra and scored on a 2-yard run

Defensive Depth Chart: James Madison Game

Pos.	No.	Name	Elg.	Ht.	Wt.	Notes
DE	97	Adrian Tracy	SO	6-4	245	Eight total tackles, including solo TFL, at Hofstra
	58	Bryan Jean-Pierre	RF	6-3	245	Assisted on tackle for loss and broke up a pass attempt at Villanova
DT	93	Sean Lissemore	SO	6-4	271	Six total tackles, including assisted TFL, at Hofstra
	40	Mike Stover	FR	6-3	255	Made first career start at Maine and recorded four total tackles
DT	95	C.J. Herbert	SO	6-3	262	Career-high nine total tackles at Hofstra
	66	Derek Toon	RF	6-3	280	Assisted on a tackle for loss against UMass
DE	39	T.J. O'Neill	SR	6-2	239	Moved into starting role at defensive end from linebacker vs. UMass
	92	Ryan Jones	SR	6-3	258	Forced a fumble and had one unassisted tackle for loss at VMI
MLB	44	Josh Rutter	JR	6-3	230	Shared team lead with 12 total tackles at Hofstra, including eight solo
	50	Todd Reyher	JR	6-0	227	Season-high four total tackles at Virginia Tech; Three stops at Villanova
WLB	13	Evan Francks	RF	5-11	210	Made first career start at Hofstra with personal best 10 total stops
	34	Chris Rojas	RF	5-11	200	Primarily seen special teams action this season
SLB	35	Ryan Horvath	SR	6-1	235	Returned to starting line-up vs. UMass after missing three games
	48	Wes Steinman	RF	6-2	215	Assisted on three tackles in win at Maine; Two solo tackles vs. UMass
CB	9	Max Harris	SO	5-10	189	Seven total tackles with two unassisted stops at Maine
	38	Terrell Wells	FR	5-10	180	Season-high four total tackles with three assists at Virginia Tech
SS	6	David Caldwell	SO	5-11	205	Shared team lead with 12 total tackles at Hofstra, assisted TFL
	22	David Houff	JR	6-1	200	Recorded nine unassisted tackles in last two games (5 vs. TU, 4 at VU)
FS	17	Robert Livingston	SO	6-3	220	Collected nine total tackles, with six unassisted, at Hofstra
	26	Michael Alvarado	RF	6-0	198	One solo tackle at Hofstra
CB	37	Derek Cox	JR	6-1	193	Seven total tackles, including six solo and solo TFL, vs. UMass
	24	Ben Cottingham	RF	5-9	162	Career-high seven total tackles, including three solo, at Hofstra

Special Teams Depth Chart: James Madison Game

Pos.	No.	Name	Elg.	Ht.	Wt.	Notes
PK/KO	80	Brian Pate	SO	5-9	175	Kicked a career-long 45-yard FG vs. UMass
	87	David Miller	RF	6-0	170	Team's starting punter
P	87	David Miller	RF	6-0	170	Averaging 36.0 yards per punt and has downed eight inside the 20
	80	Brian Pate	SO	5-9	175	Team's starting place-kicker
H	16	R.J. Archer	SO	6-2	222	First season as team's starting holder
LS	45	Graham Falbo	SR	6-0	235	First season as starting long snapper
SS	67	Brent Cochran	SR	6-5	306	Handles snapping on placement kicks; Third year as starter
KR	33	Thomas Schonder	RF	5-11	175	Two kickoff returns for 48 yards at Hofstra
	38	Terrell Wells	FR	5-10	180	One kickoff return for 22 yards at Maine
PR	16	R.J. Archer	SO	6-2	222	Two punt returns for 10 yards, long of six, at Maine
	37	Derek Cox	JR	6-1	193	Season-high two punt returns at Virginia Tech for eight yards

Start Chart

Offense	2007	Streak	Career
Joe Nicholas (WR)	3	-	37
Brad Stewart (OT)	9	31	31
Brent Cochran (OT)	9	29	29
Jake Phillips (QB)	9	9	20
Luke Hiteshew (OG)	9	9	18
R.J. Archer (WR)	7	1	14
Drew Atchison (TE)	9	10	14
Justin Oliver (OG)	-	-	11
Mike Potts (QB)	-	-	11
C.J. Muse (OG)	9	11	11
Elliott Mack (WR)	6	5	11
Michael Grant (OL)	9	9	9
Cameron Dohse (WR)	7	4	7
Courtland Marriner (TB)	5	5	5
D.J. McAulay (WR)	1	-	4
Matt Otey (FB)	-	-	3
DeBrian Holmes (TB)	3	-	3
Graham Falbo (FB)	2	-	2
Tony Viola (TB)	1	-	1

Defense	2007	Streak	Career
Josh Rutter (LB)	9	9	23
Derek Cox (CB)	9	9	21
C.J. Herbert (DT)	9	20	20
Adrian Tracy (DE)	9	20	20
Michael Pigram (LB)	8	-	19
David Caldwell (CB)	9	10	10
T.J. O'Neill (LB/DL)	5	4	9
Robert Livingston (FS)	9	9	9
Max Harris (CB)	9	9	9
Sean Lissemore (DL)	8	2	8
Ryan Horvath (LB)	5	2	5
Ryan Jones (DL)	5	-	5
David Houff (S)	4	-	4
Derek Toon (DL)	2	-	2
Evan Francks (LB)	1	1	1
Michael Stover (DL)	1	-	1
Sheldon Alexander (S)	1	-	1
Wes Steinman (LB)	1	-	1

Longest Active Streaks

Brad Stewart (OT)	31
Brent Cochran (OT)	29
C.J. Herbert (DT)	20
Adrian Tracy (DE)	20
C.J. Muse (OL)	11
Drew Atchison (TE)	10
David Caldwell (DB)	10
Jake Phillips (QB)	9
Josh Rutter (LB)	9
Derek Cox (CB)	9
Robert Livingston (FS)	9
Max Harris (CB)	9
Luke Hiteshew (OL)	9
Michael Grant (OL)	9
Courtland Marriner (TB)	5
Elliott Mack (WR)	5
T.J. O'Neill (LB)	4
Cameron Dohse (WR)	4
Sean Lissemore (DT)	2
Ryan Horvath (LB)	2
Evan Francks (LB)	1
R.J. Archer (WR)	1

This Week's Opponent

JMU Offense Depth Chart

WR	15	Ray Brown	SO	6-3	210
	26	Marcus Turner	RF	6-0	175
WR	8	Rockeed McCarter	SO	6-3	215
	5	Bosco Williams	SO	6-2	215
TE	43	Marvin Brown	SR	6-1	275
	44	Charlie Newman	SO	6-2	240
LT	60	Terrence Apted	JR	6-4	335
	71	Chris Clarke	SO	6-2	280
LG	64	Vernon Eason	SO	6-1	315
	50	Mike Pope	SO	6-0	270
C	62	Scott Lemn	JR	6-3	285
	75	Brett Ainsley	RF	6-3	285
RG	53	Dorian Brooks	SO	6-3	285
	50	Mike Pope	SO	6-0	270
RT	76	Theo Sherman	RF	6-4	310
	78	Arther Walker	RF	6-3	310
FB	44	Charlie Newman	SO	6-2	240
	49	Trae Kenney	SO	6-06	250
TB	28	Antoinne Bolton	SR	5-7	160
-or-	17	Griff Yancey	RF	5-11	195
QB	7	Rodney Landers	JR	6-1	215
	9	Drew Dudzik	RF	6-1	195

James Madison Defense Depth Chart

DE	99	Hassan Abdul-Wahid	SR	6-5	240
	52	Arthur Moats	SO	6-2	225
DT	58	Sam Daniels	SO	6-1	265
	77	Dominique White	SO	5-8	290
DT	90	John Baranowsky	SR	6-3	290
	69	Elijah McCall	RF	6-1	250
DE	98	J.D. Skolnitsky	SO	6-5	245
	95	Quintrel Thomas	RF	6-5	255
LB	46	Justin Barnes	SR	6-2	215
	20	Adam Ford	SR	5-9	195
LB	11	D.J. Brandon	JR	6-1	230
	22	Sean Price	RF	6-2	215
WS	6	Nick Adams	SR	5-11	195
	2	Evan McCollough	JR	5-10	190
SS	34	Marcus Haywood	JR	6-0	190
	13	Gerren Griffin	SO	6-0	205
CB	2	Evan McCollough	JR	5-10	190
	1	Jamaris Sanders	SO	5-10	180
CB	18	Darrius Ramsey	JR	5-10	165
	1	Jamaris Sanders	SO	5-10	180
FS	21	Tony LeZotte	SR	6-0	200
	34	Marcus Haywood	JR	6-0	190

James Madison Special Teams Depth Chart

PK	97	Dave Stannard	JR	5-9	185
KO	40	Jason Pritchard	JR	6-0	245
P	40	Jason Pritchard	JR	6-0	245
	36	Joe Kluesner	SR	5-11	185
H	36	Joe Kluesner	SR	5-11	185
	9	Drew Dudzik	RF	6-1	195
LS	61	Rowdy Rudd	SR	6-1	245
KR	17	Griff Yancey	RF	5-11	195
	26	Marcus Turner	RF	6-0	175
PR	7	Rodney Landers	JR	6-1	215

Tale of the Tape

Tribe vs. Dukes			
Pos.	W&M	JMU	Pos.
WR & TE	6-3/218	5-11/188	DB
OF Backs	6-4/291	6-2/223	LB
OL & TE	6-0/216	6-4/260	DL
DL	6-4/259	6-3/301	OL/TE
LB	6-1/227	5-11/205	OF Backs
DB	6-0/202	6-1/224	WR/TE

* Averages reflect those of starters only.

All-Time Series With James Madison

Series Record: JMU leads, 15-14
Series Record in Williamsburg: W&M leads, 9-7
Series Record in Harrisonburg: JMU leads, 8-5
Series Record at Neutral Sites: n/a
First Meeting: Oct. 14, 1978; W&M won, 32-7, in Williamsburg.

Last Five Series Meetings

Year	Date	Result	JMU Score	W&M Score	Location
2003	Oct. 18	L	24	17	Williamsburg
2004	Nov. 13	W	24	27	Harrisonburg, Va.
2004*	Dec. 10	L	48	34	Williamsburg
2005	Nov. 5	L	30	29	Williamsburg
2006	Oct. 21	L	31	17	Harrisonburg, Va.

James Madison Series Notes

Pulling Rank

Including last season's contest in Harrisonburg, at least one team has carried a national ranking into 12 of the last 15 meetings since 1993, when both joined the league. W&M and JMU have met a total of five times when both teams have held top 25 national rankings. The programs met twice in 2004 and both games saw the two teams ranked inside the national top 10.

Over the course of the last 11 games where one, or both of the teams have been ranked, the higher ranked squad has won seven of the 11 times. Interestingly, three of the four upsets have come in the last four seasons, including the last game in Williamsburg in 2005, when an unranked Dukes squad came into Williamsburg and handed the then 16th-ranked Tribe a 30-29 defeat.

Payback?

The Tribe could deal the Dukes' playoff chances a serious blow with a win on Saturday night. While the series with the state rival needs little, or no, extra motivation for either program, the College's faithful could gain some additional measure of satisfaction in knowing this season's Tribe squad was able to gain some measure of payback for some recent, painful losses to JMU.

Anyone who has followed the College's program over the past six years knows that losses to the Dukes have ended the Tribe's playoff hopes in three of those seasons. The Dukes ended the Tribe's 2004 season in the national semifinals with a 48-34 win at Zable Stadium, before going on to win the I-AA National Championship. In 2002, the College entered the second to last week of the season tied for the conference lead at 4-2, 6-3 overall, and was dealt a playoff crushing, 34-31, overtime loss in Harrisonburg by a JMU team that entered with a 4-6 record. The 2005 contest saw W&M coming in ranked 16th in the nation, with a similar 6-3 overall record, and 4-2 conference mark, when the Dukes' Paul Wantuck slid an improbable 44-yard game winning field goal just over cross bar to hand the College a heartbreaking, 30-29, loss in the closing seconds.

-More series notes on next page-

The Last Meeting - #8 James Madison 31, William and Mary 17

HARRISONBURG, Va. (10/21/06) -- James Madison's Justin Rascati passed for 211 yards and two touchdowns, and Eugene Holloman rushed for 118 yards and a first-half score to lead the eighth-ranked Dukes past William and Mary, 31-17, at Bridgeforth Stadium.

JMU won its fifth consecutive game to remain unbeaten in Atlantic 10 play, while W&M dropped its eighth-straight A-10 game.

Rascati threw an 11-yard touchdown pass to Mike Caussin on the game's opening possession and later added a 55-yard scoring strike to Ardon Bransford in the fourth quarter that extended the Dukes' lead to 31-10.

Elijah Brooks rushed for 99 yards and a touchdown for the Tribe, finishing one yard shy of his eighth career 100-yard game. Mike Potts completed 15 of 24 attempts for 187 yards and a touchdown, and Matt Trinkle pulled in four catches for a career-high 57 yards.

Potts engineered a late six-play, 73-yard scoring drive that ended with a 5-yard touchdown pass to John Taylor. Potts hooked up with Trinkle for a 12-yard reception on the drive and also hit Elliott Mack for a 27-yard gain before connecting on Taylor's first touchdown grab of the season.

Chris Ndubueze paced the defense with 10 total tackles, including eight unassisted stops and a solo tackle for loss, and Travis McLaurin had a 9-yard interception return, his first pick since the 2003 season.

	1	2	3	4	Final
William and Mary	0	7	0	10	17
James Madison	7	10	7	7	31



Travis McLaurin returns a pick last season at JMU.



JMU Series Notes Continued

Keeping it Close

Last season's 31-17 loss at James Madison broke what had been a recent trend of extremely close games in the always spirited series. Prior to last year's 14-point loss, the previous five regular season games in the series had been decided by seven points or less. In fact, in the 14 previous regular season games the two squads have played as conference opponents, only two have been decided by more than 14 points, a 33-7 JMU win in 1994 and last season's contest.

The all-time series record is also nearly as close as it can get, as the Dukes have taken 15 of the 29 all-time meetings, with the Tribe earning 14 wins.

Crowded

The Tribe's last two home contests with James Madison have attracted sellout crowds, starting with the 2004 National Semifinal. At press time, this season's contest had just several hundred tickets remaining for public purchase.

Large crowds have been the norm at Zable over the past three seasons and, by attracting 10,187 fans for Homecoming, eight of the school's last 10 home games have gone over the five-figure mark in attendance.

Of the Tribe's top 10 crowds since 1997 (when the College readjusted its capacity figure for Zable from 15,000 to 13,279 – then reduced further to its current 12,259), six have occurred over the past two seasons.

Currently, the Tribe's average attendance of 10,310 over its first four home contests ranks second to last year's average of 10,645, since the 1997 season.

In terms of percentage of capacity, the College's average of .841 ranks it in the top 25 among all FCS schools, according to the NCAA web site.

Tribe Team Notes

A Win Over 16th-ranked James Madison Would...

- Snap the Tribe's two game losing streak and end a three-game skid against the Dukes. Two of W&M's losses in the stretch were extremely difficult, as JMU ended W&M's 2004 season with a 48-34 win in the national semifinals. The last game in the series at Zable saw the Dukes squeak a 44-yard field goal just over the cross bar with :03 left to record a 30-29 win.
- Mark the first conference night game W&M has won in Zable Stadium. The Tribe is 0-3 in night league games since the permanent lights were installed prior to the 2005 regular season game with JMU.
- Prevent a third-straight losing season for the College. W&M has not endured three-straight losing records since head coach Jimmye Laycock's first three seasons on campus (1980-82).
- Give this year's senior class a win in their final appearance at Zable Stadium. The College has not won on its senior day since the 2004 season.
- Stand as the highest ranked opponent the College has beaten since dropping then No. 1 ranked New Hampshire, 42-10, at Zable Stadium in 2005. The last time the College beat a ranked opponent came last season, when the Tribe traveled to Towson, Md. and downed the then-No. 21 Tigers, 29-28.
- Secure a winning home record for the season. W&M is 2-2 in home contests. Last season's 1-4 mark in Zable was the first, and only, losing home record the program has posted since joining the league in 1993.
- Move the College's record to 5-5, which would be a two-win improvement over last season's 3-8 final mark. A win would also improve the program's league mark to 3-4, which would also stand as a two-win improvement over last year's 1-7 league slate.
- Mark Head Coach Jimmye Laycock's 72nd career league victory (vs. 49 losses) and 183rd all-time win. It would also stand as his 101st career win at Zable Stadium.

Rare

A loss to JMU would assure the College a losing mark in league play for the third-straight season. Prior to 2005, W&M hadn't posted a single sub-.500 record in league competition in the first 12 seasons as a conference member.

Tough Stretch

The Dukes will be the third of what will likely be four-straight ranked opponents W&M has faced to end the season. The Tribe has not played three-straight ranked opponents since competing in the NCAA Playoffs in 2004.

The College is currently playing the nation's third-toughest schedule, in terms of overall combined opponent's winning percentage (.604). The winning percentage of the squad's remaining opposition is an impressive .723 (13-5), which also ranks third nationally.



Terrence Riggins scored on a 2-yard touchdown run in his collegiate debut at Hofstra.

Statistical Breakdown

	W&M	JMU
SCORING	265	295
Points per Game	29.4	32.8
FIRST DOWNS	200	177
Rushing	75	102
Passing	113	67
Penalty	12	8
RUSHING YARDAGE	1110	2238
Yards Gained	1375	2422
Yards Lost	265	184
Rushing Attempts	335	419
Average per Rush	3.3	5.3
Average per Game	123.3	248.7
Rushing Touchdowns	16	26
PASSING YARDAGE	2464	1455
Att-Comp-Int	309-177-6	169-109-4
Average per Pass	8.0	8.6
Average per Catch	13.9	13.3
Average per Game	273.8	161.7
Passing Touchdowns	16	18
TOTAL OFFENSE	3574	3693
Total Plays	644	588
Average per Play	5.5	6.3
Average per Game	397.1	410.3

Tribe Quick Facts

Location: Williamsburg, Va.
 Founded: 1693
 Enrollment: 5,500
 Colors: Green, Gold and Silver
 President: Gene R. Nichol
 Chancellor: Sandra Day O'Connor
 Athletics Director: Terry Driscoll
 Stadium: Walter J. Zable Stadium at Cary Field
 Capacity: 12,259
 Surface: FieldTurf Pro
 NCAA Affiliation: Division I FCS
 Conference: CAA Football Conference
 2006 Record: 3-8 (1-7 A-10)
 Ticket Information: (757) 221-3340
 Website: www.TribeAthletics.com

Dukes' Quick Facts

Location: Harrisonburg, Va.
 Founded: 1908
 Enrollment: 16,900
 Colors: Purple, Gold
 President: Dr. Linwood H. Rose
 Athletics Director: Jeff Bourne
 Stadium: Bridgeforth Stadium
 Capacity: 14,513
 Surface: FieldTurf
 NCAA Affiliation: Division I FCS
 Conference: CAA Football (Southern)
 2006 Record: 9-3 (7-1, A-10)
 Website: www.jmusports.com
 SID: Gary Michael
 Office Phone: (540) 568-6154
 Email michaelg@jmu.edu

Game Notes



The Tribe in 2007

Overall:	4-5
At home:	2 - 2
Away:	2 - 3
On grass:	1 - 1
On turf:	3 - 4
At night:	1 - 2
CAA Football overall:	2 - 4
CAA Football home:	1 - 2
CAA Football road:	1 - 2
By Month:	
August:	0 - 1
September:	3 - 1
October:	1 - 2
November:	0 - 1

When scoring first	0 - 2
When opponent scores first	4 - 3
When leading at half	3 - 1
When trailing at half	1 - 4
When tied at half	0 - 0
When leading after 3 qtrs	3 - 1
When trailing after 3 qtrs	0 - 4
When tied after 3 qtrs	1 - 0
When out-passing opponent	3 - 3
When out-rushing opponent	0 - 0
When out-gaining opp. (total off.)	3 - 1
When out-gained by opp.	1 - 4
When leading TOP	2 - 2
When trailing TOP	2 - 3
With an individual 100-yd rusher	1 - 0
With an individual 200-yd passer	3 - 3
With opponent 100-yd rusher	3 - 2
With opponent 200-yd passer	2 - 3
When leading turnover ratio	3 - 2
When trailing turnover ratio	0 - 3

Scouting 2007 Opponents This Week

DELAWARE (8-1, 5-1), vs. Richmond, 1 p.m.
Last Week: W, vs. James Madison, 34-31
VMI (2-7), at Liberty, 1 p.m.
Last Week: L, vs. Charleston Southern, 37-28
LIBERTY (6-3), vs. VMI, 1 p.m.
Last Week: W, vs. Coastal Carolina, 37-24
VIRGINIA TECH (7-2), vs. Florida State, 3:30 p.m.
Last Week: W, at Georgia Tech, 27-3
TOWSON (3-6, 1-5), vs. Villanova, Noon
Last Week: L, at Maine, 16-13
VILLANOVA (5-4, 3-3), at Towson, Noon
Last Week: L, at Richmond, 35-27
MAINE (3-6, 2-4), vs. Rhode Island, Noon
Last Week: W, vs. Towson, 16-13
MASSACHUSETTS (7-2, 5-1), vs. New Hampshire, Noon
Last Week: L, at Rhode Island, 12-6 (OT)
HOFSTRA (7-2, 4-2), at Northeastern, Noon
Last Week: W, vs. William and Mary, 38-14
JAMES MADISON (6-3, 4-2), at W&M, 7 p.m.
Last Week: L, at Delaware, 34-31
RICHMOND (7-2, 5-1), at Delaware, 1 p.m.
Last Week: W, vs. Villanova, 35-27

Fresh Legs

True freshman tailback Terrence Riggins made his first career appearance at Hofstra, carrying the ball five times for 11 yards. At 6-1, 225 pounds, Riggins will serve as the team's featured short yardage back for the remainder of the season.

In what was a preview of things to come for the College, Riggins finished the Tribe's first scoring drive of the afternoon, bulling into the end zone for a 2-yard touchdown.

Riggins had an impressive showing in the team's fall camp and was likely to compete for playing time before an ankle injury limited him for the first month of the season. Upon his healthy return, the staff split his time between the scout team and travel squad, where he continued to be impressive in workouts. His opportunity to play came when the team's second leading rusher, and primary short yardage back, senior Tony Viola went down with a season-ending illness.

Riggins became the third true freshman to see action this year, joining cornerback Terrell Wells and defensive tackle Michael Stover. Last season, the Tribe played only two first-year players in defensive backs Max Harris and David Caldwell. In 2005, two true freshman also saw playing time in linebacker Michael Pigram and wide receiver D.J. McAulay,

Numbers Game

While much has been made of the youth on the Tribe's roster this season, with the most recent rash of injuries, the College has become even younger. Currently, almost half of the College's top 44 players in its current two-deep are either freshman or sophomores. The defense has 12 first or second year players, while the offense sports 11, including the two freshman starting at tailback and a five of the top six wide receiver.

Injury Update

Much of the reason for the recent youthful influx comes due to the fact the squad has lost four starting upperclassmen to injury. The bug started at wide out, where the team's top returning receiver, Joe Nicholas, was injured in the preseason camp. While he did return to play in parts of five games, he was limited to the point where the decision was made for him to shut down after the Maine contest in what was the season's seventh contest. Speedy junior wide receiver D.J. McAulay was lost for the year in the fourth quarter of the season's first game against Delaware, after he caught seven passes for 162 yards and a score. Then, junior tailback DeBrian Holmes, who entered the year as a starter, went down with a broken ankle in the fourth quarter of the third game of the season vs. Liberty. Then, as previously mentioned, senior tailback Tony Viola was lost for year when he was diagnosed with a season ending illness after the team's loss to UMass.

This past weekend, it was the defense's turn to play undermanned, as junior all-conference candidate Mike Pigram was unable to make the trip due to various nagging injuries, before the unit was without regular starting corner, and team captain, Derek Cox for the majority of the game as he was forced from the action with a leg injury.

Consistent Success

The College of William and Mary Athletics Department showed a Graduation Success Rate (GSR) of 96 percent among its student-athletes who entered school on athletics scholarships in the 2000-01 athletics year in data recently released by the National Collegiate Athletic Association (NCAA).

The national average among all Division I schools was 77 percent. William and Mary's average of 96 percent ranked seventh in the nation, with four departments tied for the top spot with an average of 98 percent. The Tribe's average was the top in both the Colonial Athletic Association and among all Division I Virginia schools.

The Tribe's football program showed a 96 percent GSR, which puts it well above the national average for the Football Championship Series (FCS) of 65 percent.

Point(s) of Interest

Though limited to 14 points by strong winds and an outstanding Hofstra defense, the Tribe has scored 21, or more, points in seven of its nine games this season. By putting up 34 points in the loss to fourth-ranked UMass, the College registered its seventh. The only two games W&M hasn't reached the 21-point mark are the team's 41-3 loss at Virginia Tech and the 38-14 loss at Hofstra.

The College has scored 21, or more, points in four of its eight FCS contests. Last season, the College breached the 20-point mark just three times in 11 games.

But, the 2006 season was an aberration, as in the 168 games since the College first started conference play, the team has scored 20-plus points an amazing 123 times, or 73 percent of its total games.

Head Start

Hofstra's average starting field position during its 38-14 win over the College was its own 43-yard line, while the College's average starting field position was its own 31-yard line.

This marked the fifth time in nine games that an opponent has averaged its own 40, or better, for an entire contest in starting field position (Villanova - 46; Liberty - 44; Va Tech - 42; UMass - 40).



Well Schooled

One area the Tribe is consistently solid in, year-after-year, is avoiding penalties. Despite drawing an uncharacteristic four-flags at Hofstra for just 20 yards, the College is still tops in the conference and fifth in the nation with an average of just 36.8 penalty yards a contest.

Around the Clock

The Tribe's loss at Hofstra saw the offense record season lows in passing yards (138) and its second lowest total offensive output (263).

Did You Know?

Coming into this season, in 11 total victories since the beginning of the 2005 season only one had come with the Tribe scoring fewer than 27 points, a 14-13 win at Liberty in 2006.

This season, the College has doubled that number in just seven games, as it has won 21-20 at Maine and 27-22 against Towson.

Taking that one step further, the College has won and scored fewer than 27 points only four times in its last 34 victories, dating back to the 2002 season.

Offensive Notes

Quality Quarterback

For the second consecutive week, quarterback Jake Phillips faced one of the league's top defenses and was limited to a season-low 92 passing yards by the talented Hofstra defensive unit. Playing most of the afternoon in howling winds, Phillips turned to his legs to make plays and responded with a season-best 54 rushing yards on 12 attempts. Phillips gained 68 yards on 10 rushing attempts, but lost 14 yards on two sacks.

The following are some bullet points, highlighting just a few of his achievements to this point:

- He has thrown for 240 yards, or more, six times in nine starts.
- He has thrown two, or more, touchdowns in six of nine games. The only games in which Phillips did not throw a touchdown pass were at Virginia Tech and at Hofstra.
- Overall, Phillips' total of 2,240 passing yards is fourth in the CAA and ninth nationally.
- His 15 touchdown passes are third in the league and tie him for 19th nationally.
- Phillips' average of 284.0 yards per game of total offense is fourth in the league and 18th nationally.
- He established the school's single-game record for passing yards, by throwing for 433 yards against Delaware.
- Phillips average of 14.64 yards per completion is the top figure among FCS quarterbacks who have connected on 100, or more, passes and the fourth-highest figure among all quarterbacks in the top 100 in total passing yards.
- He reached the 1,000-yard mark in just three games, making him the quickest to the figure in school history. The previous record was four (done many times).

Productive

With the pair of touchdowns against UMass on Oct. 28, Phillips has accounted for 19 total touchdowns (15 passing and four rushing) on the season and his average of 12.67 points responsible for a contest ranks 24th nationally.

For his career, he has produced a total of 45 total scores (32 passing, 13 rushing) in just 26 appearances, an average of 1.7 per game.

Protective

Through nine games and 269 attempts, Phillips has thrown just six interceptions. The numbers are even more impressive when looking at games against fellow FCS competition, as three of his picks came at Virginia Tech. Against FCS teams, Phillips has yielded just three interceptions in 226 attempts with 15 touchdown passes.

Chart Climbing

Phillips' 92-yard effort at Hofstra moved his career total to 4,567 passing yards, the seventh-highest mark in school history. He is 1,138 yards shy of Shawn Knight's sixth-place career total of 5,705 yards set between 1991-94.

He currently has amassed 32 career touchdown passes, which is good for the No. 8 position on the Tribe's all-time list. He is five from moving past Buddy Lex (36, 1946-49) into seventh place on the all-time chart.

His 146 yards of total offense against Hofstra moved his career total to 4,995 yards, which also is the eighth-highest total in school history. He is 391 yards from passing Tom Rozantz (5,385 yards, 1975-78) for seventh position.

Phillips also ranks eighth in both the school's all-time pass completions (346) and attempts (602) listings.

(See Phillips' progress on the career chart listings on page 10)



Courtland Marriner had a 16-yard touchdown reception at Hofstra.

CAA FOOTBALL CONFERENCE



2007 CAA Football Standings

South	CAA	Overall	H	A
Delaware	5-1	8-1	5-0	3-1
Richmond	5-1	7-2	4-0	3-2
James Madison	4-2	6-3	4-1	2-2
Villanova	3-3	5-4	4-0	1-4
William and Mary	2-4	4-5	2-2	2-3
Towson	1-5	3-6	2-2	1-4

North	CAA	Overall	H	A
Massachusetts	5-1	7-2	4-0	3-2
Hofstra	4-2	7-2	4-1	3-1
New Hampshire	3-3	6-3	3-1	3-2
Maine	2-4	3-6	2-2	1-4
Northeastern	1-5	2-7	1-3	1-4
Rhode Island	1-5	2-7	1-3	1-4

Around CAA Football This Week

Saturday, Nov. 10	Time/TV
*Rhode Island at Maine	Noon/WABI
*New Hampshire at Massachusetts	Noon/CN8
*Hofstra at Northeastern	Noon
*Villanova at Towson	Noon/CSN
*Richmond at Delaware	1 p.m.
*James Madison at William and Mary	7 p.m.

Around CAA Football Next Week

Saturday, Nov. 17	Time/TV
*Maine at New Hampshire	Noon
*Northeastern at Rhode Island	Noon
*William and Mary at Richmond	Noon/CSN
*Massachusetts at Hofstra	1 p.m.
*Towson at James Madison	1:30 p.m.
*Delaware at Villanova	3:30 p.m./CN8

Last Week's CAA Football Results (Nov. 3)

- *Hofstra 38, William and Mary 14
- *Delaware 34, James Madison 31
- *Maine 16, Towson 13
- *Northeastern 31, New Hampshire 13
- *Rhode Island 12, Massachusetts 6 (OT)
- *Richmond 35, Villanova 27

Last Week's CAA Football Players of the Week

- Offense: Maurice Murray, Northeastern, RB
- Defense: Jovan Belcher, Maine, LB
- Special Teams: Jon Striefsky, Delaware, PK
- Rookie: Griff Yancey, James Madison, RB

Game Notes



National Rankings

CAA Football in the National Polls

Sports Network (Nov. 5)	FCS Coaches (Nov. 5)
Delaware (6)	Massachusetts (4)
Massachusetts (8)	Delaware (7)
Richmond (9)	New Hampshire (8)
New Hampshire (14)	Richmond (11)
James Madison (16)	James Madison (12)
Hofstra (18)	Hofstra (20)

Sports Network FCS Top 25 - Nov. 5 Poll

Team (First Place Votes)	Record	Last Week
1. Northern Iowa (61)	9-0	1
2. North Dakota State (42)	9-0	2
3. Montana (7)	9-0	4
4. McNeese State (2)	9-0	5
5. Southern Illinois	8-1	6
6. Delaware	8-1	7
7. Appalachian State	7-2	9
8. Massachusetts	7-2	3
9. Richmond	7-2	11
10. Delaware State	8-1	13
11. Georgia Southern	7-2	17
12. Yale	8-0	15
13. Eastern Kentucky	7-2	16
14. New Hampshire	6-3	8
15. Wofford	7-3	10
16. James Madison	6-3	12
17. Grambling State	8-1	18
18. Hofstra	7-2	20
19. Elon	6-3	14
20. Eastern Washington	6-3	24
21. Youngstown State	6-4	22
22. Fordham	8-2	NR
23. Western Illinois	6-4	19
24. Cal Poly	6-3	NR
25. Eastern Illinois	6-3	NR

FCS Coaches Top 25 - Nov. 5 Poll

Team (First Place Votes)	Record	Last Week
1. North Dakota State (18)	9-0	1
2. Northern Iowa (6)	9-0	2
3. Montana (4)	9-0	3
4. McNeese State (2)	9-0	5
5. Southern Illinois	8-1	6
6. Delaware	8-1	7
7. Appalachian State	7-2	9
8. Richmond	7-2	11
9. Massachusetts	7-2	4
10. Delaware State	8-1	13
11. Georgia Southern	7-2	18
12. Yale	8-0	14
13. Eastern Kentucky	7-2	16
14. New Hampshire	6-3	8
15. James Madison	6-3	12
16. Grambling State	8-1	17
17. Wofford	7-3	10
18. Hofstra	7-2	20
19. Elon	6-3	15
20. Youngstown State	6-4	23
21. Eastern Washington	6-3	NR
22. Eastern Illinois	6-3	21
23. Fordham	8-2	NR
24. Western Illinois	6-4	19
25. Dayton	9-1	NR
Norfolk State	7-2	NR

Courtland Marriner Continues To Impress

Redshirt freshman tailback Courtland Marriner followed what possibly was his finest game running the ball of his young career, a career-high 21 carry, 86-yard effort against UMass on Oct. 28, by turning in another solid performance at Hofstra. The 5-9, 181-pound native of Chesapeake, slashed for 60 yards on 14 attempts against a Pride defense that entered the game as the league's top rated unit. Marriner also included his first career touchdown reception, which saw him take a screen pass and break several tackles en-route to a 16-yard score.

He is the team's leading rusher with 438 yards on a team-high 94 attempts. He is averaging 4.3 yards an attempt for the season and has rushed for 80-plus yards in two of the last four games, including an 81-yard effort at Villanova. Marriner set a season and career high in the second game when he gained 107 yards on just 13 carries at VMI.

Elite Atchison

After a series of quiet games, senior tight end Drew Atchison has led the team in receptions in each of the last two games. At Hofstra, Atchison had four catches that went for 25 yards. A week earlier against UMass, Atchison had a team-high six receptions for 65 yards and a score. Atchison now has five games with four, or more, receptions.

While this 6-7, 255-pound frame and good hands have attracted the attention of NFL scouts, the senior has also attracted the attention of opposing defenses. Over the three games prior to UMass, Atchison had been limited to just four receptions for a total of 38 yards. At Maine, Atchison had two receptions for 14 yards, a week after being held to one catch for 21 yards at Villanova.

Atchison leads the team with 32 receptions and his four touchdown catches are tied for second on the squad. His 453 receiving yards is currently the team's third highest total.

Atchison could become only the second tight end in Laycock's 28-year tenure to lead the team in either receptions or receiving yards. Glenn Bodnar (1982-84) did both in 1984, establishing team position records for both single-season receptions (69) and receiving yards (757). The position record for single-season touchdowns is held by Mike Leach (1998-99), who had six touchdowns to go along with 58 catches for 653 yards in 1998.

Atchison has two 100-yard receiving games against Delaware (139) and Liberty (103). He contributed several big plays in the team's double overtime win vs. Liberty, but none bigger than his 15-yard, diving touchdown catch in the first overtime period. In fact, five of his six catches against the Flames were for 15-yards, or more. He also had one of the team's biggest offensive plays in the season opener with Delaware, as he brought down a 50-yard touchdown catch and run. His 139-yard effort stands as the best single-game performance for a Tribe tight end since Glenn Bodnar set the school's position record with a 183-yard performance vs. Colgate in 1983. Atchison's six-receptions against the Blue Hens are the most for a Tribe tight end since 1999, when current Denver Bronco, Mike Leach, had seven receptions for 64 yards in a 30-20 loss to James Madison.

Atchison has now caught a pass in 14 straight contests for the College. His last game without a reception came in the sixth game of last season at Liberty.

Dohse's Debut Impressive

Vicious winds and a ferocious Hofstra pass rush limited the Tribe passing attack to just 92 yards on Saturday afternoon and redshirt freshman wide out Cameron Dohse was limited to just two catches for 26 yards. After two weeks of red-hot play, Dohse has been limited to just three receptions for 41 yards in the last two games. The Clifton, Va. native established career highs in both receptions (7), receiving yards (123) and touchdowns (2) against Maine prior. The performance earned him the CAA's Rookie of the Week honor.

It was the second consecutive outing that Dohse breached the 100-yard receiving mark, as he set short-lived career highs in catches (6) and receiving yards (117) at Villanova on Oct. 6 and included a 24-yard touchdown grab.

Few could have predicted that the 6-0, 186-pound product of Centreville High (Clifton, Va.) would have much of an opportunity to make an impact coming into the season, as the College appeared to be loaded at the position. But, a preseason injury to one incumbent starter, senior Joe Nicholas, and then a season ending injury to another featured receiver (D.J. McAulay) in the team's first game provided an opportunity that Dohse grabbed with both hands.

Dohse is averaging 19.2 yards per catch over his 24 receptions on the season for a total of 461 yards and has a team-high five touchdown receptions. Each of his scoring grabs has been over 20 yards (22, 24, 27, 31, 33).

Perspective

The last Tribe player to record back-to-back 100-yard receiving games was All-American wide receiver Dominique Thompson, who went for 118 and 185 yards in back to back games against Hampton and Delaware in the first and second rounds of the 2004 NCAA Playoffs.

Multiple-time All-American Rich Musinski was the last Tribe player to record three-straight 100-yard receiving games, as he put up four consecutive 100-yard efforts between the sixth and ninth games of the 2002 season.

Elliott Mack Also Enjoying Breakout Season

While Dohse has been a steady presence in the receiving corps, speedy junior Elliott Mack has the ability to provide the spectacular for the Tribe's attack. He currently leads the Tribe in receiving yards (520) and his 31 catches and four touchdowns each rank second.

-CONTINUED ON NEXT PAGE-



On Oct. 6 at Villanova, Mack went over the 100-yard receiving mark, with a three-catch, 105-yard effort. His evening against the Wildcats was highlighted by an impressive 73-yard touchdown catch and run.

With the aforementioned injury to McAulay, Mack is now the team's most dangerous deep threat. He has turned in scoring plays of 73 and 61 yards already on the year, making him the first Tribe player since All-American Dominique Thompson (2004) to score on a pair of 60-plus yard touchdown plays in the same season.

Steady Archer

Sophomore wide receiver R.J. Archer was limited to just one reception for 10 yards at Hofstra, but it was good enough to stretch his streak of games with at least one reception to 20. Against UMass, Archer hauled in three receptions for 24 yards and also completed his first career pass, a 25-yard strike to Jake Phillips. At Maine, Archer had four receptions for 29 yards, one game after he brought down five receptions for 57 yards at Villanova. With only one catch though, Archer had his streak of games with at least two receptions snapped at 15.

Defensive Notes

Short Handed

While the injury bug has made its biggest impact on the Tribe's offense this season, the defense took a hit this past weekend when it was without the services of starting linebacker Michael Pigram because of an ankle injury. It was a particularly devastating blow to the squad in that Pigram was coming a career game against UMass on Oct. 28. In that contest, Pigram collected a career-best 14 tackles, returned a fumble for a touchdown, recorded a sack and picked off a pass. The Tribe was also without the services of reserve linebacker Wes Steinman, who had started one game this season, at Hofstra, leaving redshirt freshman Evan Francks to make his first career start at linebacker. During the game, starting corner and team co-captain Derek Cox went down with a leg injury.

Not The Usual Suspects

With the general youth and inexperience on the defensive side of the ball heading into the season, the opportunity to step into new roles and make an impact has been present throughout the fall. Coupled with Pigram and Cox's injuries, Saturday's game at Hofstra was no different, as a number of young players took advantage of increased playing time to contribute.

Starting in place of Pigram, redshirt freshman linebacker Evan Francks made his first career start and recorded a career-best 10 total tackles, including an assist on a tackle for loss and two solo stops. Redshirt freshman corner Ben Cottingham also saw significant snaps in the secondary, after primarily contributing on special teams, and responded with a career-high seven total tackles, including three unassisted stops.

Tribe Forces Season-High Four Turnovers vs. UMass

Despite the loss and 48 points surrendered to UMass, the Tribe defense turned in an overall encouraging performance, which included a season-high four turnovers gained. W&M got interceptions from linebacker Michael Pigram and defensive end Adrian Tracy and fumble recoveries by Pigram and linebacker Josh Rutter. Both interceptions were the first for Pigram and Tracy. Pigram also returned his fumble recovery 62 yards for a touchdown, his first-career score, while Rutter returned his 22 yards to the 2-yard line to set up a field goal.

The last time the Tribe forced four turnovers in a game was the 2006 season-opener at Maryland, where W&M recovered three fumbles and had one interception. The Tribe's previous season-high for forced turnovers was three against Towson, which all came on interceptions. W&M now has seven picks, one shy of last season's 11-game total, and five fumble recoveries for a total of 12 forced turnovers through nine games.

W&M Records Second Defensive Touchdown

Another highlight for the defense against UMass was its second touchdown of the season on Pigram's 62-yard fumble return. The first defensive score came on Terrell Wells' 38-yard fumble return in the season-opener vs. Delaware. W&M did not score a defensive touchdown last season and last had two, or more, in the same season in 2005. That year, the Tribe actually scored two defensive touchdowns in the same game on a pair of interception returns at Villanova.

Pigram's Performance Worth Noting

Junior linebacker Michael Pigram led the defensive effort vs. UMass with an individual performance that ranks among the best in recent years for a Tribe defender. Pigram recorded a career-high 14 total tackles, including 10 unassisted stops, recovered a fumble and returned it 62 yards for a touchdown, recorded his first-career interception and also had his first career quarterback sack.

Pigram's 62-yard fumble return for a touchdown was the longest fumble return for a touchdown since Mike Beverly's 46-yard return for a score against VMI in 1998. The last player to have a fumble recovery and an interception in the same game was Jon Shaw in 2005 against Richmond. The last player to score a defensive touchdown and have a quarterback sack in the same game was Ryan Nickell against Towson, also in 2005.

On the strength of his performance against UMass, Pigram brought his season total for tackles to 66, which is just three shy of his career-high, 11-game total of 69 last season.

Tribe Record Watch (Through 10/27)

Touchdown Receptions

1. Rich Musinski, 2000-03	31
2. Dave Conklin, 1996-99	27
3. Harry Mehre, 1985-88	26
4. Joe Nicholas, 2004- Mike Tomlin, 19991-94	20 20
6. Chris Rosier, 1997-2000	19
7. Vito Ragazzo, 1948-50	18
8. Josh Whipple, 1994-96	17
9. Dominique Thompson, 2001-04	16
10. Kurt Wrigley, 1980-82	15

Receptions

1. Rich Musinski, 2000-03	223
2. Dave Conklin, 1996-99	190
3. Jeff Sanders, 1981-84	175
4. Chris Rosier, 1997-00	174
5. Michael Clemons, 1983-86	172
6. Joe Nicholas, 2004	166
7. Harry Mehre, 1985-88	161
8. Glenn Bodnar, 1982-84	145
9. Kurt Wrigley, 1980-82	141
10. Terry Hammons, 1991, 1993-95 Corey Ludwig, 1990-93	140 140

Receiving Yards

1. Rich Musinski, 2000-03	4168
2. Dave Conklin, 1996-99	3269
3. Chris Rosier, 1997-00	2884
4. Harry Mehre, 1985-88	2748
5. Jeff Sanders, 1981-84	2352
6. Corey Ludwig, 1990-93	2349
7. Joe Nicholas, 2004-	2278
8. Terry Hammons, 1991, 1993-95	2134
9. Dominique Thompson, 2001-2004	2123
10. Mike Tomlin, 1991-94	2054

Career 100-Yard Receiving Games

1. Rich Musinski, 1999-2003	21
2. David Conklin, 1995-1999	12
3. Chris Rosier, 1996-2000	8
Mark Compher, 1987-1990	8
5. Joe Nicholas, 2004- Josh Whipple, 1992-1996	7 7

Game Notes

Tribe Record Watch (Through 11/3)

Passing Yards

1. Dave Corley, Jr., 1999-02	9805
2. Stan Yagiello, 1981-85	8249
3. Mike Cook, 1995-98	7295
4. Chris Hakel, 1988-91	7025
5. Lang Campbell, 2001-2004	6494
6. Shawn Knight, 1991-94	5705
7. Jake Phillips, 2005-	4567
8. Chris Garrity, 1979-81	4536
9. Tom Rozantz, 1975-78	4019
10. Dan Darragh, 1965-67	3361

Total Offense

1. Dave Corley, Jr., 1999-02	10948
2. Stan Yagiello, 1981-85	8168
3. Mike Cook, 1995-98	7245
4. Lang Campbell, 2001-2004	7149
5. Chris Hakel, 1988-91	7058
6. Shawn Knight, 1991-94	6408
7. Tom Rozantz, 1975-78	5385
8. Jake Phillips, 2005-	4995
9. Bill Deery, 1972-74	4589
10. Chris Garrity, 1979-81	4320

Passing Attempts

1. Stan Yagiello, 1981-85	1246
2. Dave Corley, Jr., 1999-02	1168
3. Chris Garrity, 1979-81	913
4. Mike Cook, 1995-98	872
5. Chris Hakel, 1988-91	869
6. Lang Campbell, 2001-2004	763
7. Tom Rozantz, 1975-78	696
8. Jake Phillips, 2005-	602
9. Shawn Knight, 1991-94	580
10. Dan Darragh, 1965-67	535

Pass Completions

1. Stan Yagiello, 1981-85	737
2. Dave Corley, Jr., 1999-02	676
3. Mike Cook, 1995-98	540
4. Chris Hakel, 1988-91	523
5. Lang Campbell, 2001-2004	495
6. Chris Garrity, 1979-81	407
7. Shawn Knight, 1991-94	380
8. Jake Phillips, 2005-	346
9. Tom Rozantz, 1975-78	315
10. Dave Murphy, 1980-83	288

Touchdown Passes

1. Dave Corley, Jr., 1999-02	73
2. Mike Cook, 1995-98	62
3. Lang Campbell, 2001-04	54
4. Stan Yagiello, 1982-85	51
5. Shawn Knight, 1991-94	46
6. Chris Hakel, 1988-91	43
7. Buddy Lex, 1946-49	36
8. Jake Phillips, 2005-	32
9. Dan Darragh, 1965-67	30
10. Chris Garrity, 1979-81	27

Third Down Success A Winning Trend

Maine's lone successful third-down conversion in the second half matched its total from the first half, as the Black Bears were just 2-for-10 on third-down tries against the Tribe in the game. In the Tribe's four victories this season, opponents have converted 30.2% of their third-down attempts (16-for-53). Conversely, in the Tribe's five losses, opponents have had a 50.7% success rate on third downs (36-for-71), including a 9-for-15 effort by Hofstra.

Youth Movement on Defense

A look at the Tribe's roster reveals only three seniors on the defensive side of the ball, while a glance at the two deep shows nine redshirt or true freshmen and an additional eight redshirt or true sophomores. This season, eight defensive players have made their first career start, including most recently redshirt freshman Evan Francks against Hofstra, and true freshman tackle Michael Stover who started at Maine. An additional 10 players have seen the playing field for the first time this season. Six sophomores have started, and the 10 players to see their first collegiate snaps this season are redshirt freshmen Francks, Michael Alvarado (DB), Bryan Jean-Pierre (DL), Derek Toon (DL), Carl Watts (DL), Nick Dewispelaere (LB), Wes Steinman (LB) and Ben Cottingham (DB) and true freshmen Terrell Wells (DB) and Stover.

Strong Second Half Helps Tribe Win at Maine

The defensive effort in the second half played a huge role in the Tribe's 21-20 win at Maine on Oct. 13. Despite a tough first half, the defense buckled down in the second half and allowed only a pair of late Black Bear field goals to secure the victory. Taking into account Maine had first downs inside the Tribe 25-yard line on both field goal drives, the defensive stands were even more critical.

After W&M took the lead 21-14 in the fourth, Maine reached the red zone on its next possession and had a first down at the Tribe 16. A key sack by Adrian Tracy on third down though left the Black Bears with only a 32-yard field goal. On the Tribe's next possession, a fumbled punt snap gave it right back to Maine at the W&M 24-yard line. Maine managed only five yards on three plays, thanks in part to a key pass break-up by Derek Cox on second down, and again settled for a field goal, before the Tribe ran out the clock on offense.

W&M allowed only 132 total yards in the second half, and the Black Bears were just 1-for-5 on third down conversions after halftime. Also, only 51 of Maine's 125 yards passing came in the second half.

Maine was also denied on a fourth-down conversion attempt early in the third quarter, a stop that helped swing the momentum in the Tribe's favor. Facing a fourth-and-one at the W&M 11-yard line leading 14-7, Maine running back Jamal Fluellen was stacked up for no gain by linebackers Josh Rutter and Wes Steinman, resulting in a turnover on downs. W&M went on to tie the game on its ensuing possession.

Tribe Among CAA Statistical Leaders

Taking a look at this week's CAA stats, sophomore strong safety David Caldwell is 11th in tackles per game, averaging 9.4 stops per game on the strength of a 12-tackle effort at Hofstra. Caldwell leads the team with 84 total tackles and has the league's second-best total for an underclassmen, trailing only Richmond freshman Eric McBride (88). Junior linebacker Josh Rutter ranked 14th in tackles per game after his 12-tackle game at Hofstra with an average of 8.7 stops per game. Michael Pigram was 15th, averaging 8.2 tackles per game. With three interceptions, Derek Cox is tied for third in the league lead in both total interceptions and passes defended (.89).

Caldwell Leads Tribe In Tackles

Strong safety David Caldwell has built a pretty strong case for postseason honors turning in an outstanding sophomore season to this point. Caldwell has led the team in tackles in five of nine games, including Saturday at Hofstra where he shared the team lead with Josh Rutter with 12. Against the Pride, Caldwell delivered another strong performance, collecting 12 total tackles with two solos and an assisted tackle for loss. In the previous game, Caldwell shined with seven unassisted tackles against then fourth-ranked UMass. At Maine, Caldwell shared the team lead against the Black Bears with nine total tackles.

This season, Caldwell leads the Tribe with 84 tackles, including a team-best 44 unassisted stops. He has 5.0 stops behind the line of scrimmage, one forced fumble and an interception.

He recorded a career-high 15 total tackles, including 1.5 for loss, earlier this season in the win at VMI, surpassing his previous career mark of 10 set last year against Richmond. Caldwell's 15 stops were the highest single-game tackle total since former safety James Miller ('06) recorded 16 at Villanova in 2005. Caldwell also forced a fumble against the Keydets and broke up a pass.

Tracy Gets Back on Track

After a relatively slow start, sophomore defensive end Adrian Tracy has come on through the middle part of the season and put together a sound follow-up to an outstanding rookie season last year. On Saturday at Hofstra, Tracy collected eight total tackles, including two unassisted and a solo tackle for loss. That followed a seven-tackle effort in the win at Maine and his first-career interception in the loss to UMass. It was the second interception by a Tribe defensive lineman this season with Sean Lissimore having the other vs. Towson. At Maine, Tracy Included his second solo quarterback sack of the season, a key play in the fourth quarter that came on a third down situation.



Tracy turned in an impressive effort at Virginia Tech on Sept. 22, collecting a game and season-high 3.0 tackles for loss and finishing with six total tackles in all, including five unassisted stops. He continued the resurgence the following week against Towson with six unassisted tackles, including a solo TFL, and then led team in tackles at Villanova on Oct. 6 with nine total stops. Tracy, who led the Tribe and all league rookies in 2006 in tackles for loss (15.5) and quarterback sacks (6.0), grabbed his first passer sack of the season against the Hokies and brought his TFL total to 7.5 against Hofstra.

Cox's Performance Gains League Award

Junior Derek Cox was named the CAA Defensive Player of the Week for his effort in the Tribe's win over Towson, becoming the first Tribe player to earn the award since Stephen Cason (2001-05) in 2005. Cox recorded a pair of interceptions against the Tigers, becoming the first Tribe defender to accomplish the feat since 2005 and added an additional three pass break-ups.

With opponent's offensives often directing their attack away from Cox, the junior was putting together a solid, but rather quiet season, up until the Towson game. Since then, Cox was credited with four solo stops at Villanova and followed with a game-high eight unassisted tackles in the victory at Maine. Against UMass, Cox collected seven total tackles, including six unassisted stops and a tackle behind the line of scrimmage. Cox is tied for third in the CAA in total interceptions with three and passes defended per game (0.89).

Rutter Continues Solid Play

Junior linebacker Josh Rutter has been a key leader and consistent contributor for the young Tribe defense this season, ranking among the team leaders in nearly every statistical category. His return to form this season, after missing eight games in 2006 due to a knee injury, has been a welcome boost. He continued his strong play in the loss at Hofstra, sharing the team lead with 12 total tackles, including eight unassisted stops. One week earlier against UMass, Rutter had eight total tackles, including five solo. He also forced a fumble he then recovered and returned 22 yards to set up a field goal. It was the third fumble recovery of the season for him. At Maine, Rutter shared the team lead with nine total tackles in the victory and broke up a pass.

Rutter led all league rookies as a redshirt freshman in 2005 with 109 total tackles and tallied 6.5 tackles for loss that season. He has eight career double-digit tackle games, including three this season. After missing the final eight games of 2006, Rutter came back strong this fall with 11 total tackles in the season opener against Delaware. At Virginia Tech, Rutter accomplished a first, recording a quarterback sack against the Hokies. It was one of a season-high four sacks for the Tribe. In the win over Liberty, Rutter recorded 15 stops, one shy of his career-mark set in 2005 against Marshall.

Rutter ranks second on the team with 77 total tackles, which includes 35 solo tackles. Rutter is averaging 8.7 tackles per game, which is 14th in the CAA.

Defensive Quick Hits

- Redshirt freshman Evan Francks made his first career start at linebacker at Hofstra and recorded a career-high 10 total tackles.
- Redshirt freshman corner Ben Cottingham recorded a career-high seven tackles at Hofstra.
- Sophomore defensive tackle C.J. Herbert had a career-high nine total tackles at Hofstra.
- Sophomore Adrian Tracy recorded his first career interception against UMass and the second for a defensive lineman this season (Sean Lissemore, vs. Towson).
- Senior T.J. O'Neill made his first start at defensive end this season, while sophomore C.J. Herbert made his first at tackle after starting the first seven at defensive end.
- Junior Michael Pigram recorded the first interception, touchdown and sack of his career against UMass.
- Senior Ryan Horvath made his first start at linebacker since the Virginia Tech game after missing the last three with a concussion.
- Sophomore Sean Lissemore returned to the starting line-up at tackle after missing the Maine game with a shoulder injury.
- True freshman Michael Stover made his first career start at defensive tackle at Maine and recorded four total tackles.
- Stover is the seventh defensive player to make his first career star this season.
- Redshirt freshman tackle Derek Toon recorded a career-high four total tackles at Maine, including an unassisted TFL.
- Sophomore Fred Johnson was credited with a season-high four total tackles, including two solos, at Maine.



C.J. Herbert recorded a career-high nine total tackles at Hofstra.

Tribe Football Honor Roll

CAA Defensive Player of the Week

Derek Cox - Oct. 1

CAA Special Teams Player of the Week

Brian Pate - Sept. 17

CAA Rookie of the Week

Cameron Dohse - Oct. 15

SME Network Weekly Stars

Drew Atchison (TE) - Sept. 4, Sept. 18

Head Coach Jimmye Laycock



William and Mary Head Coach Jimmye Laycock

28th Season

Career Record: 182-132-2 (.579)

Comments From Monday's CAA Football Coaches Conference Call:

• What are your thoughts on the 38-14 loss at Hofstra last weekend.

I thought we played hard, but I thought we ran into a very good team, a team that executed very solidly. Hofstra is obviously a very good team. The times [this season] they have struggled were when they were turning the ball over. Saturday, they didn't turn it over at all, and we turned it over three times. You know, you do that on the

road against a good team and things usually don't go your way, and that's what happened. It was tough. Obviously, we didn't play as well as we needed to - hopefully we'll improve.

• Talk about the decision to play [true freshman tailback] Terrence Riggins for the first time this season. Was that a tough decision and what does he bring to the backfield that you want at this point in the season?

Terrence is a fine young man, and he's going to be a very good player for us. I think he's very good right now. With [senior tailback] Tony Viola and [junior tailback] DeBrian Holmes out for the season, we're kind of getting pretty thin there in the running back situation. [The staff and I] felt that to give our players the best chance at success we needed a power running back in there and he brings us a power running back. We've put him in the situation where he's going to sacrifice for the team, because I think it's something we need to do to give the players the best chance at success, to have a power running back in there to offset [redshirt freshman tailback] Courtland Marriner is something we need.

• What was your evaluation of how Terrence did in his first outing?

I think he did fine, he made a couple mistakes, but I thought for the most part he ran well and he scored a touchdown [on a 2-yard run]. I think he did a good job.

• As Courtland goes along and he's getting more experience, a lot more reps as the starting tailback, what's your evaluation of his performance and what he does well?

He's got very good speed and quickness, and he's very tough. He just lacks experience. Sometimes things happen out there during the game and he thinks its one thing and it's something else. But, I think he's doing very well, he ran well up there Saturday and he's gradually gotten better as he's had to overcome a hand injury, and I think he's done a good job.

• Finally, talk a little bit about Madison.

Well we better play hard, or we will really be stuck. They're very well coached; a very physical team, very athletic team, they know what they're doing. They got a good quarterback who's really running the show up there for them as far as running the ball and getting hand-offs and making good throws. This is a good team, this is a very good team that we're dealing with, and we've struggled with them in the past. Right now, though, to be honest, as we come off last week's game to prepare for this, we've got to take care of ourselves and try to put the best players we can out there and put them in the best situations we can to let them play.

• Going back to last weekend's game and the way Hofstra's defense played against your offense, does that show you things you're struggling with offensively or is that a credit to Hofstra's defense?

They're very good and again they jumped on us early in the first quarter and I think the wind played a very significant role in the game. By the time we got the wind we were down by three touchdowns [28-7 after the first quarter]. Hofstra is good, they have good players, good linebackers, and they run the ball well and I think it's a combination of us not doing the things we need to and them doing very well.

The Laycock File

Hometown: Hamilton, Va.

Alma Mater: William and Mary (1970)

Graduate Degree: Clemson (1972)

Winningest Active NCAA FCS Coaches

(By Victories - Through 11/3/07)

1. Mike Kelly (Dayton, 26 seasons)	244
2. Bob Ford (Albany, 38)	223
3. Joe Taylor (Hampton, 24)	196
4. Al Bagnoli (Penn, 25)	193
5. Jerry Moore (Appalachian State, 25)	188
6. Walt Hameline (Wagner, 26)	185
7. Jimmye Laycock (W&M, 27)	182
Rob Ash (Drake, 27)	182
9. Andy Talley (Villanova, 27)	180
10. Pete Richardson (Southern, 19)	163

Division I Coaches Most Years at Current Schools

1. Joe Paterno (Penn State, 1966-2006)	42
2. Bob Ford (Albany, 1973-2006)	35
3. Bobby Bowden (Florida State, 1976-2006)	32
4. Jimmye Laycock (W&M, 1980-2006)	28

Career CAA Football Coaching Victories

1. Bill Bowes (UNH, 1972-98)	97
2. Andy Talley* (VU, 1985-)	91
3. "Tubby" Raymond (UD, 1966-01)	89
4. Jimmye Laycock* (W&M, 1993-)	71
5. Jim Reid (UMass, 1986-91, UR, 95-03)	61

Laycock in the NCAA Playoffs

Year	Round	Opponent, Result
1986	First Round	Delaware, 17-51 (L)
1989	First Round	Furman, 10-24 (L)
1990	First Round	Massachusetts, 38-0 (W)
	Quarterfinals	Central Florida, 38-52 (L)
1993	First Round	McNeese State, 28-34 (L)
1996	First Round	Jackson State, 45-6 (W)
	Quarterfinals	Northern Iowa, 35-38 (L)
2001	First Round	Appalachian State, 27-40 (L)
2004	First Round	Hampton, 42-35 (W)
	Quarterfinals	Delaware, 44-38, 2 OT (W)
	Semifinals	James Madison, 34-48 (L)

Laycock vs. CAA Football

Team	W	L	T
Delaware	11	17	0
Hofstra	2	3	0
James Madison	12	15	0
Maine	6	2	0
Massachusetts	4	7	0
New Hampshire	9	2	0
Northeastern	10	2	0
Rhode Island	9	2	0
Richmond	19	8	0
Towson	5	0	0
Villanova	9	8	1



Tribe Alphabetical Roster

No.	Name	Pos.	Elg.	Ht.	Wt.	Hometown	High/Prep School
41	Alexander, Sheldon	LB	So. (R)	6-1	217	Gordonsville, Va.	Woodberry Forest
65	Allison, Kyle	DL	Fr. (R)	6-2	297	Burke, Va.	Lake Braddock Secondary
26	Alvarado, Michael	DB	Fr. (R)	6-0	198	Gaithersburg, Md.	Gaithersburg
16	Archer, R.J.	QB	So. (R)	6-2	222	Earlysville, Va.	Albemarle
86	Atchison, Andrew	TE	Sr.	6-7	250	Charlottesville, Va.	Albemarle
31	Boykin, Obie	WR	Jr. (R)	6-3	212	Williamsburg, Va.	Surry County
90	Brooks, Sean	DL	Jr. (R)	6-4	220	Poquoson, Va.	Poquoson
6	Caldwell, David	DB	So.	5-11	205	Montclair, N.J.	Lawrenceville School
7	Callahan, Mike	QB	Fr. (R)	5-11	195	Mountville, Pa.	Hempfield
67	Cochran, Brent	OL	Sr. (R)	6-5	306	Reston, Va.	South Lakes
88	Conyers, Terreon	WR	Fr. (R)	5-11	173	Norfolk, Va.	Booker T. Washington
24	Cottingham, Ben	DB	Fr. (R)	5-9	162	Abingdon, Md.	Edgewood
37	Cox, Derek	DB	Jr. (R)	6-1	193	Greenville, N.C.	J.H. Rose
32	Degnan, Dustin	FB	Fr.	6-0	235	Earlysville, Va.	Albemarle
54	Dewispelaere, Nick	LB	Fr. (R)	6-0	215	Virginia Beach, Va.	Floyd Kellam
3	Dill, Marshall	WR	Fr. (R)	5-10	186	Woodbridge, Va.	C.D. Hylton
81	Dohse, Cameron	WR	Fr. (R)	6-0	186	Clifton, Va.	Centreville
57	Donker, Dan	OL	Fr.	6-3	285	Gibbsboro, N.J.	Eastern
36	Downey, Nick	DB	Fr.	5-10	175	Lancaster, Pa.	Lancaster Catholic
34a	Dwyer, Ryan	RB	Fr.	5-10	180	West Long Branch, N.J.	Shore Regional
45	Falbo, Graham	FB	Sr. (R)	6-0	235	Centreville, Va.	Westfield
13	Francks, Evan	LB	Fr. (R)	5-11	210	Medford, N.J.	Shawnee
79	Grant, Michael	OL	Jr. (R)	6-5	300	Wrightstown, N.J.	Notre Dame
55	Hally, Zach	DE	Fr.	6-3	235	Herndon, Va.	Chantilly
9	Harris, Max	DB	So.	5-10	189	Marietta, Ga.	Sprayberry
95	Herbert, C.J.	DL	So. (R)	6-3	262	Germantown, Md.	Northwest
91	Hidalgo-Nice, Mitchell	DL	Fr.	6-2	215	Banks, Ore.	Banks
15	Hill, Chase	WR	Fr. (R)	6-2	195	Virginia Beach, Va.	Princess Anne
63	Hill, Keith	OL	Fr. (R)	6-4	312	Hamilton Square, N.J.	Lawrenceville School
83	Hissong, Gareth	TE	Fr. (R)	6-3	255	Hanover, Pa.	Delone Catholic
53	Hiteshew, Luke	OL	Jr. (R)	6-1	290	Baltimore, Md.	Mount St. Joseph
43	Hobson, Jimmy	FB	Fr. (R)	5-11	218	Cincinnati, Ohio	St. Xavier
8	Holmes, DeBrian	RB	Jr. (R)	5-9	190	Fort Eustis, Va.	Woodside
14	Honbarrier, Will	QB	Fr.	6-2	185	Bedford, Va.	Jefferson Forest
35	Horvath, Ryan	LB	Sr. (R)	6-1	225	Midlothian, Va.	Midlothian
22	Houff, David	DB	Jr. (R)	6-1	200	Blacksburg, Va.	Blacksburg
52	Hyde, Marcus	LB	Fr.	6-3	225	Manassas, Va.	Osborn
58	Jean-Pierre, Bryan	DL	Fr. (R)	6-3	245	Doralville, Ga.	Dunwoody
85	Jessee, Cory	TE	Fr.	6-3	210	Warm Springs, Va.	Bath County
42	Johnson, Fred	DB	So. (R)	6-1	195	Richmond, Va.	St. Christopher's
92	Jones, Ryan	DL	Sr. (R)	6-3	258	Blacksburg, Va.	Blacksburg
51	Kelley, Tim	OL	Sr.	6-2	300	Pataskala, Ohio	Watkins Memorial/Air Force
93	Lissemore, Sean	DL	So. (R)	6-4	271	Dumont, N.J.	Dumont
17	Livingston, Robert	DB	So. (R)	6-3	220	Hendersonville, N.C.	The Hun School/WMU
2	Mack, Elliott	WR	Jr. (R)	6-0	200	Irvington, N.J.	Delbarton
19	Mangas, D.J.	QB	Fr.	6-1	185	Chantilly, Va.	Paul VI
77	Marcey, Jake	OL	Fr.	6-4	280	Gainesville, Va.	Woodberry Forest
25	Marriner, Courtland	RB	Fr. (R)	5-9	181	Chesapeake, Va.	Western Branch
4	McAulay, D.J.	WR	Jr.	5-11	189	New Haven, Conn.	Westminster School
62	McCutcheon, Thomas	OL	So. (R)	6-5	318	Chesapeake, Va.	Deep Creek
87	Miller, David	K/P	Fr. (R)	6-0	177	Centreville, Va.	Westfield
73	Miller, Tyler	OL	Fr. (R)	6-3	293	Virginia Beach, Va.	Floyd Kellam
82	Muro, Evan	TE	Jr. (R)	6-6	242	Newport News, Va.	Warwick
56	Muse, C.J.	OL	So. (R)	6-4	310	Lexington, S.C.	Lexington
29	Neal, James	DB	Fr.	5-9	180	Baltimore, Md.	Salisbury School (Mass.)
51	Newbil, Donte	LB	Fr.	5-10	205	Blackstone, Va.	Central Senior
47	Newby, Mario	DB	Fr. (R)	6-0	190	Dendron, Va.	Surry County
27	Nicholas, Joe	WR	Sr. (R)	6-3	215	Sugarloaf, Pa.	Hazelton Area
30	Nickerson, Matt	RB	So. (R)	5-9	191	Fairfax Station, Va.	Woodson
75	O'Brien, Eric	OL	Jr. (R)	6-1	262	Abbottstown, Pa.	Delone Catholic
31a	O'Connor, Jake	RB/DB	Fr.	6-0	185	Richmond, Va.	Douglas Freeman
72	Oliver, Justin	OL	Sr. (R)	6-4	286	Fairfield, Pa.	Gettysburg
39	O'Neill, T.J.	LB	Sr. (R)	6-1	231	Duxbury, Mass.	Tabor Academy
46	Otey, Matt	FB	Sr. (R)	5-11	231	Hershey, Pa.	Hershey

Roster By Position

Quarterbacks (6)

16	Archer, R.J.	So.	6-2	222
7	Callahan, Mike	RF	5-11	195
19	Mangas, D.J.	Fr.	6-1	185
11	Phillips, Jake	Jr.	6-3	219
10	Potts, Michael	Sr.	6-4	226
18	Schmand, Terrance	Fr.	6-3	205

Tailbacks (7)

8	Holmes, DeBrian	Jr.	5-9	190
25	Marriner, Courtland	RF	5-9	181
30	Nickerson, Matt	So.	5-9	191
38	Riggins, Terrence	Fr.	6-1	215
33	Schonder, Thomas	RF	5-11	186
5	Viola, Tony	Sr.	6-1	216
28	Woolfolk, Ryan	Fr.	5-11	185

Fullbacks (4)

32	Degnan, Dustin	Fr.	6-0	235
45	Falbo, Graham	Sr.	6-0	235
43	Hobson, Jimmy	RF	5-11	218
46	Otey, Matt	Sr.	5-11	231

Tight Ends (4)

86	Atchison, Drew	Sr.	6-7	250
83	Hissong, Gareth	RF	6-3	255
82	Muro, Evan	Jr.	6-6	242
98	Varno, Rob	So.	6-5	218

Wide Receivers (9)

31	Boykin, Obie	Jr.	6-3	212
88	Conyers, Terreon	RF	5-11	173
3	Dill, Marshall	RF	5-10	186
81	Dohse, Cameron	RF	6-0	186
15	Hill, Chase	RF	6-2	195
2	Mack, Elliott	Jr.	6-0	200
4	McAulay, D.J.	So.	5-11	189
27	Nicholas, Joe	Jr.	6-3	215
89	Robertson, Eric	RF	6-2	190

Offensive Line (17)

67	Cochran, Brent	Sr.	6-5	306
57	Donker, Dan	Fr.	6-3	285
79	Grant, Michael	Jr.	6-5	300
63	Hill, Keith	RF	6-4	312
53	Hiteshew, Luke	Jr.	6-1	290
51	Kelley, Tim	Sr.	6-2	300
77	Marcey, Jake	Fr.	6-4	280
62	McCutcheon, T.	So.	6-5	318
73	Miller, Tyler	RF	6-3	293
56	Muse, C.J.	So.	6-4	310
75	O'Brien, Eric	Jr.	6-1	262
72	Oliver, Justin	Sr.	6-4	286
76	Raxter, Josh	RF	6-6	272
64	Ryan, Daniel	Fr.	6-4	270
60	Schrift, Mike	Fr.	6-2	260
71	Stewart, Brad	Sr.	6-3	287
78	Sutton, Chris	Fr.	6-2	267

Tribe Football Rosters



No.	Name	Pos.	Elg.	Ht.	Wt.	Hometown	High School
68	Pagliaro, James	DE	Fr.	6-3	240	Schnecksville, Pa.	Parkland
80	Pate, Brian	K	So. (R)	5-9	175	Fredericksburg, Va.	Massaponax
11	Phillips, Jake	QB	Jr. (R)	6-3	219	Warm Springs, Va.	Bath County
21	Pigram, Michael	LB	Jr.	5-10	220	Hopewell, Va.	Hopewell
10	Potts, Michael	QB	Sr. (R)	6-4	226	Middletown, Del.	Middletown
99	Pradhanang, Ravi	DL	Fr.	6-3	250	Paramus, N.J.	St. Peter's Prep
96	Pulley, Daniel	DL	So. (R)	6-3	281	Chesapeake, Va.	Atlantic Shores Christian
76	Raxter, Josh	OL	Fr. (R)	6-6	272	Marietta, Ga.	Pope
50	Reyher, Todd	LB	Jr. (R)	6-0	227	Williamsburg, Va.	Lafayette
23	Riggins, Terrence	RB	Fr.	6-1	215	Newport News, Va.	Denbigh
89	Robertson, Eric	WR	So. (R)	6-2	190	Barboursville, Va.	Albemarle
94	Robertson, Harold	DL	Fr.	6-0	295	Richmond, Va.	Hermitage
34	Rojas, Chris	LB	Fr. (R)	5-11	200	Lightfoot, Va.	Bruton
84	Ruffer, David	K	Fr.	6-1	180	Oakton, Va.	Gonzaga
44	Rutter, Josh	LB	Jr. (R)	6-3	230	Union Bridge, Md.	Francis Scott Key
64	Ryan, Daniel	OL	Fr.	6-3	260	Richmond, Va.	Douglas Freeman
18	Schmand, Terrance	QB	Fr.	6-3	205	Buffalo, N.Y.	St. Joseph's Collegiate
33	Schonder, Thomas	RB	Fr. (R)	5-11	186	Round Hill, Va.	Loudoun Valley
60	Schrift, Mike	OL	Fr.	6-2	260	Reading, Pa.	Muhlenburg
45a	Scott, Robert	LB	Fr.	5-10	225	Norfolk, Va.	Norfolk Academy
48	Steinman, Wes	LB	Fr. (R)	6-2	215	Wilmington, N.C.	Hoggard
71	Stewart, Brad	OL	Sr. (R)	6-3	287	Bethel Park, Pa.	Bethel Park
40	Stover, Michael	DE	Fr.	6-3	235	Millersville, Pa.	Penn Manor
78	Sutton, Chris	OL	Fr.	6-2	267	Warrenton, Va.	Fauquier
66	Toon, Derek	DL	Fr. (R)	6-3	275	Chester, Va.	Matoaca
97	Tracy, Adrian	DL	So. (R)	6-4	245	Sterling, Va.	Potomac Falls
49	Trantin, Jake	LB	Fr.	6-1	225	Severn, Md.	Archbishop Spalding
98	Varno, Rob	TE	So. (R)	6-5	218	Wilmington, N.C.	Hoggard
5	Viola, Tony	RB	Sr. (R)	6-1	216	Broadway, Va.	Stonewall Jackson
69	Watts, Carl	DL	Fr. (R)	6-3	255	Midlothian, Va.	James River
38	Wells, Terrell	DB	Fr.	5-10	180	Louisa, Va.	Louisa County
46a	Williams, Harold	LB	Fr.	5-10	225	Brunswick, Va.	Brunswick
28	Woolfolk, Ryan	RB	Fr.	5-11	185	Atlanta, Ga.	Holy Innocent

Defensive Line (16)

65	Allison, Kyle	RF	6-2	297
90	Brooks, Sean	Jr.	6-4	220
55	Hally, Zach	Fr.	6-3	235
95	Herbert, C.J.	So.	6-3	262
91	Hidalgo-Nice, Mitch	Fr.	6-2	215
58	Jean-Pierre, Bryan	RF	6-3	245
92	Jones, Ryan	Sr.	6-3	258
93	Lissemore, Sean	So.	6-4	271
68	Pagliaro, James	Fr.	6-3	240
99	Pradhanang, Ravi	Fr.	6-3	250
96	Pulley, Daniel	So.	6-3	281
94	Robertson, Harold	Fr.	6-0	295
40	Stover, Michael	Fr.	6-3	235
66	Toon, Derek	RF	6-3	275
97	Tracy, Adrian	So.	6-4	245
69	Watts, Carl	RF	6-3	255

Linebackers (12)

41	Alexander, Sheldon	So.	6-1	217
54	Dewispelaere, Nick	RF	6-0	215
13	Francks, Evan	RF	5-11	210
35	Horvath, Ryan	Jr.	6-1	225
52	Hyde, Marcus	Fr.	6-3	225
39	O'Neill, T.J.	Jr.	6-1	231
21	Pigram, Michael	So.	5-10	220
50	Reyher, Todd	So.	6-0	227
34	Rojas, Chris	RF	5-11	200
44	Rutter, Josh	So.	6-3	230
48	Steinman, Wes	RF	6-2	215
49	Trantin, Jake	Fr.	6-1	225

Defensive Backs (13)

26	Alvarado, Michael	RF	6-0	198
6	Caldwell, David	So.	5-11	205
24	Cottingham, Ben	RF	5-9	162
37	Cox, Derek	Jr.	6-1	193
36	Downey, Nick	Fr.	5-10	175
9	Grant, Michael	So.	5-10	189
22	Houff, David	Jr.	6-1	200
42	Johnson, Fred	So.	6-1	195
17	Livingston, Robert	So.	6-3	220
29	Neal, James	Fr.	5-9	180
47	Newby, Mario	RF	6-0	190
31	O'Connor, Jake	Fr.	6-0	185
38	Wells, Terrell	Fr.	5-10	180

Specialists (2)

87	Miller, David	RF	6-0	177
80	Pate, Brian	So.	5-9	175

Tribe Numerical Roster

No.	Name	Pos.	34	Rojas, Chris	LB	67	Cochran, Brent	OL
2	Mack, Elliott	WR	35	Horvath, Ryan	LB	68	Pagliaro, James	DE
3	Dill, Marshall	WR	36	Downey, Nick	DB	69	Watts, Carl	DL
4	McAulay, D.J.	WR	37	Cox, Derek	DB	71	Stewart, Brad	OL
5	Viola, Tony	RB	38	Wells, Terrell	DB	72	Oliver, Justin	OL
6	Caldwell, David	DB	39	O'Neill, T.J.	LB	73	Miller, Tyler	OL
7	Callahan, Mike	QB	40	Stover, Michael	DE	75	O'Brien, Eric	OL
8	Holmes, DeBrian	RB	41	Alexander, Sheldon	DB	76	Raxter, Joshua	OL
9	Harris, Max	DB	42	Johnson, Fred	DB	77	Marcey, Jake	OL
10	Potts, Michael	QB	43	Hobson, Jimmy	FB	78	Sutton, Chris	OL
11	Phillips, Jake	QB	44	Rutter, Josh	LB	79	Grant, Michael	OL
13	Francks, Evan	LB	45	Falbo, Graham	FB	80	Pate, Brian	K/P
15	Hill, Chase	WR	46	Otey, Matt	FB	81	Dohse, Cameron	WR
16	Archer, R.J.	QB	47	Newby, Mario	DB	82	Muro, Evan	TE
17	Livingston, Robert	DB	48	Steinman, Wes	LB	83	Hissong, Gareth	TE
18	Schmand, Terrance	QB	49	Trantin, Jake	LB	86	Atchison, Andrew	TE
19	Mangas, D.J.	QB	50	Reyher, Todd	LB	87	Miller, David	K/P
21	Pigram, Michael	LB	51	Kelley, Tim	OL	88	Conyers, Terreon	WR
22	Houff, David	DB	52	Hyde, Marcus	LB	89	Robertson, Eric	WR
23	Riggins, Terrence	RB	53	Hiteshew, Luke	OL	90	Brooks, Sean	DL
24	Cottingham, Ben	DB	54	Dewispelaere, Nick	LB	91	Hidalgo-Nice, Mitchell	DL
25	Marriner, Courtland	RB	55	Hally, Zach	DE	92	Jones, Ryan	DL
26	Alvarado, Michael	DB	56	Muse, C.J.	OL	93	Lissemore, Sean	DL
27	Nicholas, Joe	WR	57	Donker, Dan	OL	94	Robertson, Harold	DL
28	Woolfolk, Ryan	RB	58	Jean-Pierre, Bryan	DL	95	Herbert, C.J.	DL
29	Neal, James	DB	60	Schrift, Mike	OL	96	Pulley, Daniel	DL
30	Nickerson, Matt	RB	62	McCutcheon, Thomas	OL	97	Tracy, Adrian	DL
31	Boykin, Obie	WR	63	Hill, Keith	OL	98	Varno, Rob	TE
31a	O'Connor, Jake	DB	64	Ryan, Daniel	OL	99	Pradhanang, Ravi	DE
32	Degnan, Dustin	FB	65	Allison, Kyle	DL			
33	Schonder, Thomas	RB	66	Toon, Derek	DL			



Start Chart / Red Zone

Game-By-Game Starters

	Delaware	VMI	Liberty	Va. Tech	Towson	Villanova	Maine	UMass	Hofstra	JMU	Richmond
QB	Phillips	Phillips	Phillips	Phillips	Phillips	Phillips	Phillips	Phillips	Phillips		
TB	Holmes	Holmes	Holmes	Viola	Marriner	Marriner	Marriner	Marriner	Marriner		
FB	Archer*	Falbo	Archer*	Archer*	Archer*	Archer*	Archer*	Falbo	Archer*		
WR	McAulay	Mack	Nicholas	Nicholas	Nicholas	Dohse	Dohse	Dohse	Dohse		
WR	Mack	Dohse	Dohse	Dohse	Mack	Mack	Mack	Mack	Mack		
TE	Atchison	Atchison	Atchison	Atchison	Atchison	Atchison	Atchison	Atchison	Atchison		
LT	Cochran	Cochran	Cochran	Cochran	Cochran	Cochran	Cochran	Cochran	Cochran		
LG	Grant	Grant	Grant	Grant	Grant	Grant	Grant	Grant	Grant		
C	Hiteshew	Hiteshew	Hiteshew	Hiteshew	Hiteshew	Hiteshew	Hiteshew	Hiteshew	Hiteshew		
RG	Muse	Muse	Muse	Muse	Muse	Muse	Muse	Muse	Muse		
RT	Stewart	Stewart	Stewart	Stewart	Stewart	Stewart	Stewart	Stewart	Stewart		
DE	Herbert	Herbert	Herbert	Herbert	Herbert	Herbert	Herbert	O'Neill	O'Neill		
DE	Tracy	Tracy	Tracy	Tracy	Tracy	Tracy	Tracy	Tracy	Tracy		
DT	Lissemore	Lissemore	Lissemore	Lissemore	Lissemore	Lissemore	Stover	Lissemore	Lissemore		
DT	Jones	Jones	Jones	Jones	Jones	Toon	Toon	Herbert	Herbert		
OLB	O'Neill	Horvath	Horvath	Horvath	Steinman	O'Neill	O'Neill	Horvath	Horvath		
ILB	Rutter	Rutter	Rutter	Rutter	Rutter	Rutter	Rutter	Rutter	Rutter		
OLB	Pigram	Pigram	Pigram	Pigram	Pigram	Pigram	Pigram	Pigram	Franks		
SS	Caldwell	Caldwell	Caldwell	Caldwell	Caldwell	Caldwell	Caldwell	Caldwell	Caldwell		
FS	Livingston	Livingston	Livingston	Livingston	Livingston	Livingston	Livingston	Livingston	Livingston		
CB	Harris	Harris	Harris	Harris	Harris	Harris	Harris	Harris	Harris		
CB	Cox	Cox	Cox	Cox	Cox	Cox	Cox	Cox	Cox		

*W&M started with three wide receivers and no fullback.

Tribe in the Red Zone

William and Mary Offense In the Red Zone

Opponent	WM In Red Zone	WM TDs	WM FGs	WM FG Missed	WM No Score	RZ Score %
Delaware	5	2	1	1	2	60.0
VMI	8	7	0	0	1	87.5
Liberty	6	5	1	0	0	100.0
Virginia Tech	2	0	1	1	1	50.0
Towson	2	1	1	0	0	100.0
Villanova	3	1	1	0	1	66.7
Maine	1	1	0	0	0	100.0
Massachusetts	6	3	1	2	2	66.7
Hofstra	2	2	0	0	0	100.0
James Madison						
Richmond						
TOTALS	35	22	6	4	7	80.0

Opponents in the Red Zone

Opponent	Opp. in RZ	Opp. TDs	Opp. FGs	Opp. FG Missed	Opp. No Score	Opp. Score %
Delaware	6	6	0	0	0	100.0
VMI	2	1	1	0	0	100.0
Liberty	8	4	2	0	2	75.0
Virginia Tech	4	2	2	0	0	100.0
Towson	6	1	3	0	2	66.7
Villanova	5	5	0	0	0	100.0
Maine	4	1	2	0	1	75.0
Massachusetts	6	6	0	0	0	100.0
Hofstra	7	5	1	0	1	.857
James Madison						
Richmond						
TOTALS	48	31	11	0	6	87.5

Tribe Single-Game Highs



Individual Single-Game Highs

Pass Attempts: 41, J. Phillips vs. Delaware, 8/30
 Pass Completions: 26, J. Phillips vs. Delaware, 8/30
 Passing Yards: 433, J. Phillips vs. Delaware, 8/30
 Passing TDs: 3, J. Phillips at VMI, 9/8; vs. Liberty, 9/15
 Rushing Attempts: 23, D. Holmes vs. Liberty, 9/15
 Rushing Yards: 107, C. Marriner at VMI, 9/8
 Rushing TDs: 3, D. Holmes at VMI, 9/8
 Receptions: 7, D. McAulay vs. Delaware, 8/30; C. Dohse at Maine, 10/13
 Receiving Yards: 161, D. McAulay vs. Delaware, 8/30
 Receiving TDs: 2, C. Dohse at Maine, 10/13
 Total Offensive Yards: 462, J. Phillips vs. Delaware, 8/30
 All-Purpose Yards: 166, C. Marriner at VMI, 9/8
 Total Points: 18, D. Holmes at VMI, 9/8
 Points Kicking: 12, B. Pate vs. Liberty, 9/15
 Points Rushing: 18, D. Holmes at VMI, 9/8
 Points Receiving: 12, C. Dohse at Maine, 10/13
 Field Goals Made: 2, B. Pate vs. Liberty, 9/15; vs. Towson, 9/29; vs. UMass, 10/27
 Field Goals Attempted: 6, B. Pate vs. UMass, 10/27
 PATs Attempted: 9, B. Pate at VMI, 9/8
 PATs Made: 9, B. Pate at VMI, 9/8
 Punts: 11, D. Miller at Virginia Tech, 9/22
 Punting Yards: 419, D. Miller at Virginia Tech, 9/22
 Punting Average: 42.0, D. Miller vs. Delaware, 8/30; at VMI, 9/8
 Punt Returns: 3, R. Archer at Villanova, 10/6
 Punt Return Yards: 21, R. Archer at Villanova, 10/6
 Kickoff Returns: 6, C. Marriner vs. Delaware, 8/30; D. Caldwell, vs. Liberty, 9/15
 Kickoff Return Yards: 154, D. Caldwell vs. Liberty, 9/15
 Kickoff Return Avg: 40.0, D. Caldwell vs. Towson, 9/29
 Interceptions: 2, D. Cox vs. Towson, 9/29
 Interception Yards: 69, D. Cox vs. Towson, 9/29
 Tackles: 15, D. Caldwell at VMI, 9/8; J. Rutter vs. Liberty, 9/15
 Solo Tackles: 10, D. Caldwell vs. Towson, 9/29; M. Pigram vs. UMass, 10/27
 Tackles for loss: 3.0, A. Tracy at Virginia Tech, 9/22
 Sacks: 1.0, eight players, last - M. Pigram vs. UMass, 10/27
 Pass Breakups: 4, R. Livingston vs. Towson, 9/29

Team Single-Game Highs

Pass Attempts: 48, at Villanova, 10/6
 Pass Completions: 26, vs. Delaware, 8/30; at Villanova, 10/6
 Passing Yards: 433, vs. Delaware, 8/30
 Passing TDs: 3, at VMI, 9/8; vs. Liberty, 9/15
 Yards Per Completion: 17.9, vs. Towson, 9/29
 Rushing Attempts: 48, vs. Liberty, 9/15
 Rushing Yards: 249, at VMI, 9/8
 Rushing TDs: 6, at VMI, 9/8
 Yards Per Rush: 5.3, at VMI, 9/8
 Total Yards: 542, vs. Delaware, 8/30
 Points Scored: 63, at VMI, 9/8
 TDs Scored: 9, at VMI, 9/8
 Total Plays: 80, at Maine, 10/13
 Field Goals Made: 2, vs. Liberty, 9/15; vs. Towson, 9/29; vs. UMass, 10/27
 Field Goals Attempted: 6, vs. UMass, 10/27
 PATs Attempted: 9, at VMI, 9/8
 PATs Made: 9, at VMI, 9/8
 Punts: 11, at Virginia Tech, 9/22
 Punting Yards: 419, at Virginia Tech, 9/22
 Punting Average: 42.0, vs. Delaware, 8/30; at VMI, 9/8
 Punt Returns: 3, at Villanova, 10/6
 Punt Return Yards: 21, at Villanova, 10/6
 Kickoff Returns: 8, vs. Delaware, 8/30
 Kickoff Return Yards: 163, vs. Liberty, 9/15
 Kickoff Return Average: 40.0, vs. Towson, 9/29
 Interceptions: 3, vs. Towson, 9/29
 Interception Yards: 69, vs. Towson, 9/29
 Forced Fumbles: 1, vs. UD, 8/30; at VMI, 9/8; vs. Towson, 9/29; vs. UMass, 10/27
 Fumble Return Yards: 64, vs. UMass, 10/27
 Turnovers Gained: 4, vs. UMass, 10/27
 Turnovers Lost: 3, four times, last at Hofstra, 11/3
 Sacks: 4, at Virginia Tech, 9/22
 Sacks Allowed: 5, at Virginia Tech, 9/22; at Villanova, 10/6
 First Downs: 31, at VMI, 9/8
 Third Down Conv. %: 57.1, at VMI (4-7), 9/8
 Fourth Down Conversion %: 66.7, vs. Delaware (4-6), 8/30
 Penalties: 13, vs. Liberty, 9/15
 Penalty Yards: 87, vs. Liberty, 9/15
 Possession Time: 33:09, at Maine, 10/13

Game-By-Game Individual Highs

Opponent	Pass Att.	Pass Yards	Rushes	Rush. Yds	Receptions	Rec. Yds.	Tackles	TFLs	Sacks
Delaware	42, Phillips	433, Phillips	17, Holmes	53, Holmes	7, McAulay	162, McAulay	13, Pigram	1.0, Three players	1.0, Lissemore
at VMI	15, Phillips	242, Phillips	13, Marriner	107, Marriner	4, Dohse, Mack	77, Dohse	15, Caldwell	1.5, Caldwell	1.0, Francks
Liberty	28, Phillips	335, Phillips	23, Holmes	96, Holmes	6, Atchison	103, Atchison	15, Rutter	1.0, Tracy, Caldwell	none
at VT	40, Phillips	243, Phillips	10, Viola	42, Schonder	5, Atchison	81, Atchison	10, Caldwell	3.0, Tracy	1.0, four players
Towson	23, Phillips	179, Phillips	11, Marriner	42, Phillips	3, Archer, Nicholas	61, Mack	14, Caldwell	1.0, Three Players	none
at Villanova	30, Phillips	291, Phillips	16, Marriner	81, Marriner	6, Dohse	117, Dohse	9, Tracy	1.0, Three Players	none
at Maine	37, Phillips	255, Phillips	15, Marriner	44, Viola	7, Dohse	123, Dohse	9, Rutter, Caldwell	1.0, Tracy, Toon	1.0, Tracy
UMass	33, Phillips	170, Phillips	21, Marriner	86, Marriner	6, Atchison	65, Atchison	14, Pigram	1.0, Three players	1.0, Pigram
at Hofstra	22, Phillips	92, Phillips	14, Marriner	60, Marriner	4, Mack, Atchison	48, Mack	12, Rutter, Caldwell	1.0, Tracy, Johnson	noon

JMU
at Richmond



Opponent Highs / Long Plays

Opponent Individual Single-Game Highs

Pass Attempts:	40, S. Schaefer (TU), 9/29
Pass Completions:	25, B. Smith (LU), 9/15
Passing Yards:	218, L. Coen (UMASS), 10/27
Passing TDs:	4, A. Young (VU), 10/6
Rushing Attempts:	34, N. Williams (TU), 9/29; M. Lawrence (UMASS), 10/27
Rushing Yards:	244, O. Cuff (UD), 8/30
Rushing TDs:	6, O. Cuff (UD), 8/30
Receptions:	9, M. Lee (TU), 9/29
Receiving Yards:	105, M. Sherry (VU), 10/6
Receiving TDs:	2, three times, last - R. Racher (UMASS), 10/27
Total Offensive Yards:	254, A. Young (VU), 10/6
All Purpose Yards:	296, O. Cuff (UD), 8/30
Total Points:	42, O. Cuff (UD), 8/30
Points Kicking:	14, J. Dunleavy (VT), 9/22
Points Rushing:	36, O. Cuff (UD), 8/30
Points Receiving:	12, three times, last - R. Racher (UMASS), 10/27
Field Goals Made:	3, J. Dunlevy (LU), 9/22; M. Bencivengo (TU), 9/29
Field Goals Attempted:	3, J. Dunlevy (VT), 9/22; M. Bencivengo (TU), 9/29
PATs Attempted:	9, J. Marcoux (VU), 10/6
PATs Made:	9, J. Marcoux (VU), 10/6
Punts:	8, B. Bowden (VT), 9/22
Punting Yards:	348, B. Bowden (VT), 9/22
Punting Average:	49.0, S. Kenworthy (UD), 8/30
Punt Returns:	4, E. Royal (VT), 9/22; M. Lee (TU), 9/29; J. Szczur (VU), 10/6
Punt Return Yards:	120, E. Royal (VT), 9/22
Kickoff Returns:	5, M. Rainey-Wiles (VMI), 9/8
Kickoff Return Yards:	93, M. Rainey-Wiles (VMI), 9/8
Kickoff Return Average:	33.5, A. Babbarro (VU), 10/6
Interceptions:	2, P. Sturdivant (VT), 9/22
Interception Yards:	49, B. Flowers (VT), 9/22
Tackles:	15, L. Swindell (VMI), 9/8
Solo Tackles:	9, B. Bradford (TU), 9/29
Tackles for loss:	2.5, P. Sturdivant (VT), 9/22
Sacks:	2.0, P. Sturdivant (VT), 9/22; M. Hanson (UMASS), 10/27
Pass Breakups:	3, D. Harris (MAINE), 10/13

Opponent Team Single-Game Highs

Pass Attempts:	40, Towson, 9/29
Pass Completions:	25, Liberty, 9/15
Passing Yards:	272, Villanova, 10/6
Passing TDs:	6, Villanova, 10/6
Yards Per Completion:	13.1, Hofstra, 11/3
Rushing Attempts:	58, VMI, 9/8
Rushing Yards:	281, Delaware, 8/30
Rushing TDs:	6, Delaware, 8/30
Yards Per Rush:	6.2, Maine, 10/13
Total Yards:	505, Villanova, 10/6
Points Scored:	63, Villanova, 10/6
Touchdowns Scored:	9, Villanova, 10/6
Total Plays:	84, Towson, 9/29
Field Goals Made:	3, Virginia Tech, 9/22; Towson, 9/29
Field Goals Attempted:	3, Virginia Tech, 9/22; Towson, 9/29
PATs Attempted:	9, Villanova, 10/6
PATs Made:	9, Villanova, 10/6
Punts:	8, Virginia Tech, 9/22
Punting Yards:	345, Virginia Tech, 9/22
Punting Average:	49.0, Delaware, 8/30
Punt Returns:	7, Virginia Tech, 9/22
Punt Return Yards:	135, Virginia Tech, 9/22
Kickoff Returns:	9, VMI, 9/8
Kickoff Return Yards:	175, VMI, 9/8
Kickoff Return Average:	25.2, Villanova, 10/6
Interceptions:	3, Virginia Tech, 9/22
Interception Yards:	63, Virginia Tech, 9/22
Forced Fumbles:	3, Villanova, 10/6
Fumble Return Yards:	2, Villanova, 10/6; UMass, 10/27
Turnovers Gained:	3, four times, last - Hofstra, 11/3
Turnovers Lost:	4, UMass, 10/27
Sacks:	5, Virginia Tech, 9/22; Villanova, 10/6
Sacks Allowed:	4, Virginia Tech, 9/22
First Downs:	26, Delaware, 8/30
Third Down Conversion %:	70.0, Delaware (7-10), 8/30
Fourth Down Conversion %:	100.0, Delaware(1-1), 8/30
Penalties:	11, Virginia Tech, 9/22
Penalty Yards:	99, Villanova, 10/6
Possession Time:	36:04, Hofstra, 11/3

Tribe Longest Plays of the Season

Rush:	29, T. Schonder at Virginia Tech, 9/22
Rushing TD:	10, C. Marriner at VMI, 9/8
Pass:	73, J. Phillips to E. Mack at Villanova, 10/6
Passing TD:	73, J. Phillips to E. Mack at Villanova, 10/6
Punt Return:	10, R. Archer at Villanova, 10/6
Kickoff Ret:	54, D. Caldwell vs. Towson, 9/29
INT Return:	69, D. Cox vs. Towson, 9/29
Fumble Return:	42, M. Pigram vs. UMass, 10/27
Punt:	48, D. Miller at Virginia Tech, 9/22
Field Goal:	45, B. Pate vs. UMass, 10/27
Drive:	94 yards, nine plays, 3:07, FG, (VT), 9/22

Opponent Longest Plays of the Season

Rush:	48, O. Cuff (UD), 8/30
Rushing TD:	38, O. Cuff (UD), 8/30
Pass:	60, L. Coen to R. Rancher (UMass), 10/27
Passing TD:	60, L. Coen to R. Rancher (UMass), 10/27
Punt Return:	60, E. Royal (VT), 9/22
Kickoff Return:	37, J. McClam (TU), 9/29
INT Return:	49, B. Flowers (VT), 9/22
Fumble Return:	2, G. Miller (VU), 10/6; B. Ellis (UMass), 10/27
Punt:	52, B. Bowden (VT), 9/22
Field Goal:	38, J. Dunlevy (VT), 9/22
Drive:	86, 9 plays, 3:04, TD, (UD), 8/30

Top Offensive Performances



Tribe's Top Offensive Performances

Top Passing Performances

1.	433	Jake Phillips vs. Delaware	Aug. 30
2.	335	Jake Phillips vs. Liberty	Sept. 15
3.	291	Jake Phillips at Villanova	Oct. 6
4.	255	Jake Phillips at Maine	Oct. 13
5.	243	Jake Phillips at Virginia Tech	Sept. 22
6.	242	Jake Phillips at VMI	Sept. 8
7.	179	Jake Phillips vs. Towson	Sept. 29
8.	170	Jake Phillips vs. UMass	Oct. 27
9.	100	Mike Potts at Villanova	Oct. 6
10.	92	Jake Phillips at Hofstra	Nov. 3

400-yard+ Passing Games

1 Jake Phillips

300-yard + Passing Games

2 Jake Phillips

200-yard+ Passing Games

6 Jake Phillips

Top Rushing Performances

1.	107	C. Marriner at VMI	Sept. 8
2.	96	DeBrian Holmes vs. Liberty	Sept. 15
3.	86	Courtland Marriner vs. UMass	Oct. 27
4.	81	Courtland Marriner at Villanova	Oct. 6
5.	60	Courtland Marriner at Hofstra	Nov. 3
6.	57	Tony Viola vs. Liberty	Sept. 15
7.	56	Tony Viola at VMI	Sept. 8
8.	54	Jake Phillips at Hofstra	Nov. 3
9.	53	DeBrian Holmes vs. Delaware	Aug. 30
10.	49	Jake Phillips vs. UMass	Oct. 27

100-yard Rushing Games

1 Courtland Marriner

Top Receiving Performances

1.	162	D.J. McAulay vs. Delaware	Aug. 30
2.	139	Drew Atchison vs. Delaware	Aug. 30
3.	123	Cameron Dohse at Maine	Oct. 13
4.	117	Cameron Dohse at Villanova	Oct. 6
5.	105	Elliott Mack at Villanova	Oct. 6
6.	103	Drew Atchison vs. Liberty	Sept. 15
7.	81	Drew Atchison at Virginia Tech	Sept. 22
8.	77	Cameron Dohse at VMI	Sept. 8
9.	73	Elliott Mack at VMI	Sept. 8
10.	71	Elliott Mack vs. Liberty	Sept. 15

100-yard Receiving Games

2 Drew Atchison
2 D.J. McAulay
2 Cameron Dohse

Tribe's All-Time Top Offensive Performances

Top Passing Performances

1.	433	Jake Phillips vs. Delaware, 8/30/07
2.	426	Dave Corley vs. Northeastern, 10/28/00
3.	414	Stan Yagiello vs. Miami (OH), 1982
4.	409	Mike Potts at Towson, 11/4/06
5.	406	Stan Yagiello vs. JMU, 9/28/85
6.	401	David Murphy at Marshall, 11/5/83
7.	399	Chris Garrity at ECU, 11/14/81
8.	385	Greg DeGennaro at Bucknell, 9/20/86
9.	381	Mike Cook at N. Iowa, 12/7/96*
10.	378	Lang Campbell vs. Northeastern, 10/2/04
11.	373	Mike Cook vs. UNH, 10/24/98
12.	368	Lang Campbell at Liberty, 10/9/04
13.	360	Dave Murphy vs. Rutgers, 10/22/83
14.	355	Lang Campbell at Delaware, 10/23/04
15.	352	Mike Cook at Ga. Southern, 9/6/97
16.	346	Dave Corley vs. VMI, 9/14/02
17.	345	Chris Hakel vs. Delaware, 9/14/91
	345	Stan Yagiello vs. Norfolk St., 9/14/85
19.	342	Lang Campbell vs. Delaware, 12/4/04*
20.	339	Mike Cook vs. Hampton, 10/31/98
21.	335	Jake Phillips vs. Liberty, 9/15/07
22.	329	Chris Garrity vs. Richmond, 11/21/81
23.	326	Dave Corley vs. Delaware, 9/28/02

*NCAA Playoff Game

Top Rushing Performances

1.	257	Phil Mosser at Ohio Wes., 10/3/70
2.	219	Derek Fitzgerald vs. Penn., 10/14/95
3.	201	Alvin Porch at UConn., 10/18/97
4.	198	Jon Smith at UNH, 10/19/02
5.	189	Derek Fitzgerald at NU, 9/16/95
	189	Derek Fitzgerald vs. Villanova, 10/23/93
7.	186	Alvin Porch vs. Boston, 9/27/97
8.	183	Alvin Porch vs. Delaware, 11/2/96
9.	181	Robert Green at Navy, 9/21/91
10.	180	Robert Green at Citadel, 9/8/90
11.	177	Tyrone Shelton vs. ETSU, 11/4/89
	177	Hameen Ali vs. Delaware, 10/10/98
13.	173	Alvin Porch vs. Richmond, 11/15/97
14.	172	Bill Bowman vs. WFU, 9/19/53
15.	171	Jim Kruis vs. Navy, 10/16/76
16.	170	Troy Keen at Furman, 9/17/94
17.	165	Elijah Brooks at Towson, 11/4/06
	165	Robert Green vs. VMI, 10/13/90
19.	164	Tyrone Shelton at Furman, 11/3/90
	164	Keith Fimian vs. Virginia, 9/18/76
21.	159	Alvin Porch vs. JMU, 10/11/97

Top Receiving Performances

1.	244	Dominique Thompson at Delaware, 10/23/04
2.	240	David Conklin at VMI, 9/13/97
3.	226	Mike Sutton at Marshall, 11/5/83
4.	221	Dominique Thompson at LU, 10/9/04
5.	211	Kurt Wrigley vs. Richmond, 11/21/81
6.	198	Ron Gilliam vs. JMU, 9/28/85
7.	195	Chris Rosier at UConn., 10/18/97
8.	194	Rich Musinski vs. Delaware, 9/28/02
9.	191	Rich Musinski at URI, 10/25/03
10.	185	Dominique Thompson vs. UD, 12/4/04*
11.	184	Chris Rosier at URI, 10/7/00
12.	183	Glenn Bodnar at Colgate, 11/10/84
13.	182	Dave Szydlik vs. JMU, 9/28/85
14.	168	Chris Rosier at JMU, 10/28/00
15.	164	Rich Musinski vs. UNH, 9/29/01
16.	162	D.J. McAulay vs. Delaware, 8/30/07
	162	Dave Conklin vs. UConn., 11/14/98
17.	161	Rich Musinski at UMass, 9/1/01
18.	158	Harry Mehre vs. Lehigh, 9/17/88
19.	157	Corey Ludwig at Delaware, 9/11/93
	157	D. Thompson vs. Northeastern, 10/2/04

*NCAA Playoff Game



Scoring Drives Chart

William and Mary Scoring Drives

Opponent	Obtained	Plays	Yards	TOP	Result	Quarter	Play
Delaware	Punt	20	80	8:23	FG	First	Pate 20-yard field goal
Delaware	Kickoff	5	61	2:07	TD	Third	Atchison 50-yard pass from Phillips
Delaware	Kickoff	3	54	0:33	TD	Fourth	Phillips 1-yard run
Delaware	Kickoff	4	68	1:34	TD	Fourth	McAulay 17-yard pass from Phillips
Delaware	Fumble	0	0	0:00	TD	Fourth	Wells 28-yard fumble return
VMI	Kickoff	8	73	2:58	TD	First	Holmes 8-yard run
VMI	Fumble	4	41	1:04	TD	First	Holmes 4-yard run
VMI	Punt	7	67	2:25	TD	Second	Mack 31-yard pass from Phillips
VMI	Kickoff	5	63	2:11	TD	Second	Holmes 4-yard run
VMI	Punt	2	27	0:29	TD	Second	Atchison 2-yard pass from Phillips
VMI	Downs	3	52	0:27	TD	Second	Dohse 22-yard pass from Phillips
VMI	Downs	7	72	3:31	TD	Third	Marriner 10-yard run
VMI	Kickoff	10	59	5:31	TD	Fourth	Schonder 6-yard run
VMI	Punt	9	53	4:28	TD	Fourth	Viola 4-yard run
Liberty	Kickoff	10	69	3:32	TD	First-Second	Holmes 8-yard run
Liberty	Kickoff	5	69	1:59	TD	Second	Dohse 27-yard pass from Phillips
Liberty	Kickoff	4	41	0:39	FG	Second	Pate 43-yard field goal
Liberty	Interception	9	80	4:34	TD	Third	Holmes 5-yard run
Liberty	Kickoff	9	59	3:20	FG	Fourth	Pate 19-yard field goal
Liberty	Possession	5	25	-	TD	OT1	Atchison 15-yard pass from Phillips
Liberty	Possession	6	25	-	TD	OT2	Phillips 1-yard run
Virginia Tech	Punt	9	94	3:07	FG	Second	Pate 22-yard field goal
Towson	Kickoff	4	-4	1:58	FG	Second	Pate 36-yard field goal
Towson	Interception	4	89	0:46	TD	Second	Mack 61-yard pass from Phillips
Towson	Punt	3	45	0:23	TD	Second	Nicholas 38-yard pass from Phillips
Towson	Interception	4	3	0:56	FG	Third	Pate 41-yard field goal
Towson	Interception	3	25	1:18	TD	Third	Viola 2-yard run
Villanova	Kickoff	6	61	2:51	TD	First	Phillips 7-yard run
Villanova	Kickoff	10	80	3:59	TD	First	Dohse 24-yard pass from Phillips
Villanova	Kickoff	16	54	7:44	FG	Second	Pate 41-yard field goal
Villanova	Kickoff	2	73	0:20	TD	Third	Mack 73-yard pass from Phillips
Maine	Kickoff	8	65	1:49	TD	Second	Dohse 31-yard pass from Phillips
Maine	Downs	13	89	5:45	TD	Third	Dohse 33-yard pass from Phillips
Maine	Punt	13	90	4:21	TD	Fourth	Viola 3-yard run
UMass	Kickoff	10	42	4:08	FG	First	Pate 45-yard field goal
UMass	Downs	3	8	1:16	TD	First	Viola 1-yard run
UMass	Kickoff	8	73	3:27	TD	Second	Atchison 5-yard pass from Phillips
UMass	Interception	6	22	1:33	TD	Third	Phillips 1-yard run
UMass	Fumble	0	0	0:00	TD	Fourth	Pigram 42-yard fumble return
UMass	Fumble	4	-1	1:40	FG	Fourth	Pate 20-yard field goal
Hofstra	Downs	2	3	0:39	TD	First	Riggins 2-yard run
Hofstra	Kickoff	7	70	2:59	TD	Fourth	Marriner 16-yard pass from Potts

The Last Time It Happened



Team	
Shut out an opponent	56-0, vs. Liberty, 9/24/05
Was shut out	0-14, at Delaware, 11/1/97
Consecutive shutouts	at Northeastern (32-0), at New Hampshire (39-0), 1995
Scored 60-69 points	63-16 at VMI, 9/8/07
Scored 50-59 points	56-0, vs. Liberty, 9/24/05
Consecutive 50+ games	at Northeastern (53), vs. Villanova (51), 1993
Consecutive 40+ games	at VMI (63) 9/8/07, vs. Liberty (48) 9/15/07
Passed for 400+ yards	433, vs. Delaware, 8/30/07
Allowed 400+ passing yards	489, at Western Michigan, 9/5/03
Passed for 300+ yards	391, at Villanova, 10/6/07
Allowed 300+ passing yards	367, at Towson, 11/4/06
Rushed for 400+ yards	433, vs. Villanova, 10/23/99
Allowed 400+ yards rushing	509, vs. Furman, 9/18/99
Rushed for 300+ yards	335, vs. Liberty, 9/24/05
Rushed/Passed for 200+ yards	at VMI (249 rush, 275 pass), 9/8/07
Had 600+ yds of total offense	630, at Towson, 11/4/06
Allowed 600+ yards of total off	638, at Western Michigan, 9/6/03
Had 500-599 yds of total offense	524, vs. Liberty, 9/15/07
Allowed 500-599 yards total off	505, at Villanova, 10/6/07
Gained less than 100 yards total offense	None post 1981
Held opponent under 100 yards total offense82, at Bucknell, 9/21/96
Gained less than 50 rush yards	5, at Virginia Tech, 9/22/07
Held opponent under 50 rush yards	-6, vs. Liberty, 9/24/05
Gained less than 50 pass yards	30, vs. Boston, 9/19/92
Held opponent under 50 pass yards	22, at VMI, 9/8/07
Intercepted five passes	5, vs. Pennsylvania, 10/14/95
Had five passes intercepted	5, vs. Boston, 10/14/89
Scored a defensive touchdown	vs. UMASS (Fumble return), 10/27/07
Allowed a defensive touchdown	at Virginia Tech (INT return), 9/22/07
Scored a special teams touchdown	vs. New Hampshire (Kickoff return), 10/8/05
Allowed a special teams touchdown	at Virginia Tech (Punt return), 9/22/07
Scored defensive and special teams touchdowns	at Richmond, 11/21/03
Allowed defensive and special teams touchdowns	at Virginia Tech, 9/22/07
Recorded a safety	vs. Villanova, 11/6/04
Surrendered a safety	vs. Delaware, 11/12/05
Won in overtime	(2 OT), 48-41, vs. Liberty, 9/15/07
Lost in overtime	31-34, at James Madison, 11/16/02
Tied an opponent	31-31, at Princeton, 9/23/89
Individual	
Passed for 400+ yds	433, J. Phillips vs. Delaware, 8/30/07
Opponent passed for 400+ yards	450, C. Munson at Western Michigan, 9/6/03
Passed for 300+ yards	335, J. Phillips vs. Liberty, 9/15/07
Opponent passed for 300+ yards	367, S. Schaefer, at Towson, 11/4/06
Passed for 200+ yards	255, J. Phillips at Maine, 10/13/07
Opponent passed for 200+ yards	218, L. Coen (UMASS), 10/27/07
Passed for 6 touchdowns	S. Knight, vs. Maine, 11/6/93
Opponent passed for 6 touchdowns	C. Munson, at Western Michigan, 9/6/03
Passed for 4+ touchdowns	4, J. Phillips, at Northeastern, 10/15/05
Opponent passed for 4+ touchdowns	4, A. Young, at Villanova, 10/6/07
Completed 30+ attempts	30, L. Campbell, vs. James Madison, 12/10/04
Opponent completed 30+ attempts	33, S. Schaefer, at Towson, 11/4/06
QB pass/rush for 100 yards	D. Corley (247 pass, 107 rush), at Villanova, 11/11/00
Opponent QB pass/rush for 100 yards	J. Eaton (128 pass, 106 rush), at Maine, 9/7/02
QB had 2 pass / 2 rush TDs	L. Campbell (2 pass, 2 rush), at North Carolina, 9/4/04
Opponent QB had 2 pass / 2 rush TDs	B. Savage (2 pass, 3 rush), at Hofstra, 11/3/07
Rushed for 200+ yards	201, A. Porch, at Connecticut, 10/18/97
Had an opponent rush for 200+ yards	244, O. Cuff vs. Delaware, 8/30/07
Rushed for 100+ yards	107, C. Marriner at VMI, 9/8/07
Had an opponent rush for 100+ yards	186, M. Lawrence vs. UMASS, 10/27/07
Two players rush for 100 yards	Troy Keen (158) and Derek Fitzgerald (140), vs. URI, 10/7/95
Two opponents rush for 100 yards	R. McGill (133) and J. Lewis (123), at UNC, 9/4/04
Two players with 100 receiving yds	C. Dohse (117) and E. Mack (105), at Villanova, 10/6/07
Two opponents with 100 receiving yards	D. Boler (155) and J. Long (108), at UD, 10/23/04
Had 200+ yards receiving	244, D. Thompson, at Delaware, 10/23/04
Opponent had 200+ yards receiving	206, C. Adams, vs. Hofstra, 10/6/01
Had 100+ receiving yds	123, C. Dohse at Maine, 10/13/07
Opponent had 100+ yards receiving	105, M. Sherry, at Villanova, 10/6/07
Had 30+ carries	30, E. Brooks, vs. Villanova, 10/28/06
Opponent had 30+ carries	34, M. Lawrence, vs. UMASS, 10/27/07
Rushed for 4+ touchdowns	(4) E. Brooks, vs. New Hampshire, 10/8/05
Opponent rushed for 4+ touchdowns	(6), O. Cuff, vs. Delaware, 8/30/07
Rushed for 3 touchdowns	D. Holmes at VMI, 9/8/07
Opponent rushed for 3 touchdowns	(3), B. Savage, at Hofstra, 11/3/07
Had 10+ receptions	11, J. Nicholas, vs. Delaware, 12/4/04
Opponent had 10+ receptions	11, D. Arnold, at Towson, 11/4/06
Had 3+ touchdown receptions	4, D. Thompson, at Delaware, 10/23/04
Opponent had 3+ touchdown receptions	3, T. Hinshaw, at Central Florida, 9/23/00
Had TD Rushing/TD Receiving	E. Brooks (3 rush, 1 receiving), vs. Liberty, 9/24/05
Opponent had TD Rushing/TD Receiving	B. Ore (1 rush, 1 receiving), at Virginia Tech, 9/22/07
Returned a kickoff for TD	S. Cason, 92 yards, vs. New Hampshire, 10/8/05
Had a kickoff returned for TD	J. Mathis, 93 yards, vs. Hampton, 11/27/04
Returned a punt for TD	M. Bobo, 69 yards, at Richmond, 11/21/03
Had a punt returned for TD	E. Royal, 60 yards, at Virginia Tech, 9/22/07
Returned a blocked punt for TD	S. McDermott, 12 yards, at Rhode Island, 9/7/96
Had a blocked punt returned for TD	C. Curry, 0 yards, vs. Villanova, 11/11/00
Blocked a field goal	T. McLaurin, 35 att., at Liberty, 10/14/06
Had a field goal blocked	B. Pritchard, 37-yards, vs. Richmond, 11/18/06
Blocked a punt	B. Burrow, vs. Delaware, 11/12/05
Had a punt blocked	M. Mesi, at Delaware, 10/23/04
Returned a fumble for TD	M. Pigram, 42 yards, vs. UMASS, 10/27/07
Had a fumble returned for TD	J. Couch, 70 yards vs. Marshall, 9/1/05
Had 2+ interceptions	2, D. Cox, vs. Towson, 9/29/07
Opponent had 2+ interceptions	2, P. Sturdivant, at Virginia Tech, 9/22/07
Returned an INT for TD	Tre. McLaurin (14 yards), J. Miller (80 yards), at Villanova, 10/29/05
Had an INT returned for TD	B. Flowers, 49 yards, at Virginia Tech, 9/22/07
Made 4 Field Goals	B. Sterba, vs. Northeastern, 10/28/01
Opponent made 4 Field Goals	M. Husted, at Virginia, 10/24/92
Made 3 Field Goals	B. Pritchard, at Towson, 11/4/06
Opponent made 3 Field Goals	J. Dunlevy, at Virginia Tech, 9/22/07
Kicked a 50+ yard Field Goal	50, G. Kuehn, at Rhode Island, 9/17/05
Opponent kicked a 50+ yard Field Goal	51, C. McCormack, vs. New Hampshire, 10/15/03
2-point run	L. Campbell, vs. James Madison, 12/10/04
Opponent 2-point run	C. Cross, vs. Villanova, 11/27/01
2-point reception	J. Nicholas, vs. Northeastern, 10/2/04
Opponent 2-point reception	R. Jennings, vs. Liberty, 9/15/07



Single-Game Records

Individual Records

Scoring

Most Points

36, Bill Palese vs. Bridgewater, 1931

Most Touchdowns

6, Bill Palese vs. Bridgewater, 1931

Most PATs

9, B. Pate at VMI, 2007

8, Greg Kuehn vs. Liberty, 2005

8, Greg Kuehn vs. VMI, 2002

8, Terry Regan vs. Davidson, 1972

Most Field Goals

4, Chris Dawson vs. Lehigh, 1992

4, Brian Shallcross vs. VU, 1995

4, Brett Sterba vs. Northeastern, 2000

Total Offense

Most Yards

462, **Jake Phillips** vs. Delaware, 2007

454, David Corley vs. Northeastern, 2000

Rushing

Rush Attempts

37, Wes Meeteer vs. Davidson, 1969

37, Troy Keen vs. Northeastern, 1994

37, Derek Fitzgerald vs. Penn, 1995

Rushing Yards

257, Phil Mosser vs. Ohio Wesl., 1970

Passing

Pass Attempts

53, Lang Campbell vs. UD, 2004

52, Mike Cook vs. UNH, 1998

Completions

35, Dave Murphy vs. Rutgers, 1983

Passing Yards

433, **Jake Phillips** vs. Delaware, 2007

426, David Corley vs. Northeastern, 2000

Touchdown Passes

6, Shawn Knight vs. Maine, 1993

Receiving

Receptions

13, Rich Musinski vs. URI, 2003

13, Glen Bodnar vs. Colgate, 1984

Receiving Yards

244, Dominique Thompson at UD, 2004

240, Dave Conklin vs. VMI, 1997

TD Receptions

4, Dominique Thompson at UD, 2004

4, Vito Ragazzo vs. WFU, 1949

4, Corey Ludwig vs. Maine, 1993

Sacks

3.5, Luke Cullinane vs. VU, 1996

Interceptions

4, Jack Bruce vs. Richmond, 1947

Individual Long Plays

Rush from scrimmage

95 yds, John Truehart vs. Elon, 1934

Pass Completion

87 yds, Lang Campbell to Dominique Thompson at Delaware, 2004

87 yds, Dan Henning to Tom Scott vs. Navy, 1961

Punt

77 yds, Russell Brown, 1972

77 yds, Joe Agee, 1975

77 yds, Jack Freeman, 1942

Punt Return

101 yds, Dale Worrall vs. Bridgewater, 1932

Kickoff Return

100 yds, Dick Pawlewicz vs. UVA, 1974

Run With Fumble

91 yds, Meb Davis vs. Columbia, 1926

Run with Interception

93 yds, Marvin Graham vs. Virginia Tech, 1946

Field Goal

53 yds, Steve Christie vs. ETSU, 1987

53 yds, Steve Christie vs. UVA, 1988

53 yds, Brett Sterba vs. Delaware, 2000

Team Records

Most Points Scored

95, vs. Bridgewater, 1931

Most Points Allowed

93, by Delaware, 1915

Most Yards Gained

681, vs. Richmond, 1991

Most Plays

100, vs. Virginia Tech, 1971

Rushing Yards

453, vs. Ohio Wesleyan, 1970

433, vs. Villanova, 1993

419, vs. Delaware, 1973

417, vs. Richmond, 1974

413, vs. VMI, 1993

Pass Attempts

55, vs. Virginia Tech, 1971

Pass Completions

35, vs. Rutgers, 1983

Passing Yards

498, vs. VMI, 1997

426, vs. Northeastern, 2000

414, vs. Miami (Ohio), 1982

412, vs. JMU, 1985

403, vs. East Carolina, 1981

First Downs

36, vs. VMI, 1991

36, vs. VMI, 1993

35, vs. Liberty, 2005

Most Interceptions

6, vs. Wake Forest, 1947

Best Defense Against the Run

-39 yds, vs. Colgate, 1988

-39 yds, vs. Villanova, 1996

-11 yds, Quantico, 1967

-6 yds, vs. Liberty, 2005

-6 yds, vs. Villanova, 1993

Best Defense Against the Pass

9 yds, vs. UMass, 1995

9 yds, vs. East Carolina, 1980

9 yds, vs. Appalachian State, 1976

10 yds, vs. Furman, 1999

11 yds, vs. VMI, 1993

Active players in bold.

Game-By-Game Results

Game 1

Delaware 49, William and Mary 31

Aug. 30 | Williamsburg, Va. | Zable Stadium | 7:30 p.m.

WILLIAMSBURG (8/30/07) -- Omar Cuff tied a NCAA FCS record with seven touchdowns, including six rushing, to lead the 19th-ranked Blue Hens past W&M, 49-31, in the inaugural CAA Football game at Zable Stadium.

Despite a school-record 433 passing yards from Tribe quarterback Jake Phillips, the Delaware stole the show with a powerful offensive attack. Cuff ran for a career-high 244 yards and school-record six touchdowns on 30 attempts and also set a school record with seven total touchdowns, which included a 19-yard scoring catch from Joe Flacco.

Flacco completed 19 of 23 attempts for 202 yards with the one scoring pass to Cuff.

Cuff's six rushing touchdowns, and seven overall, were both conference records.

Phillips connected on 26 of 41 attempts with two touchdowns, surpassing the previous school record of 426 passing yards set by David Corley, Jr. against Northeastern in 2000.

D.J. McAulay finished with seven receptions for a career-high 162 yards and a touchdown, and tight Drew Atchison finished with six catches for a career-best 139 yards and a score.

DeBrian Holmes rushed for 53 yards, and Phillips added 29 yards rushing and a touchdown. W&M finished with 542 total yards of offense.

Terrell Wells scored on a 28-yard fumble return for the Tribe in the fourth.



Jake Phillips passed for a school record 433 yards in the loss to Delaware.

	1	2	3	4	Final
Delaware	0	21	7	21	49
William and Mary	3	0	7	21	31

Scoring Summary

Qtr	Team	Score	Time
1st	W&M	FG Pate 20	3:59
2nd	UD	Cuff 1 run (Striefsky kick)	14:57
	UD	Cuff 38 run (Striefsky kick)	10:51
	UD	Cuff 1 run (Striefsky kick)	2:09
3rd	W&M	Atchison 50 pass from Phillips (Pate kick)	12:53
	UD	Cuff 2 run (Striefsky kick)	9:08
4th	UD	Cuff 20 run (Striefsky kick)	14:54
	W&M	Phillips 1 run (Pate kick)	14:21
	UD	Cuff 19 pass from Flacco (Striefsky kick)	12:47
	W&M	McAulay 17 pass from Phillips (Pate kick)	11:13
UD	Cuff 10 run (Striefsky kick)	9:06	
W&M	Wells 28 fumble return (Pate kick)	5:17	

	W&M	UD
First Downs	26	26
Rushes - Yards	33-109	46-281
Att-Cmp-Int	42-26-0	23-19-0
Pass Yards	433	202
Total Offense	542	483
Total Plays	75	69
Fumbles - Lost	1-0	1-1
3rd Down Conv.	4-14	7-10
Penalties - Yards	7-67	4-45
Sacks by - Yards	1-7	3-13
Time of Possession	30:05	29:55

Rushing - W&M: Holmes 17-53, Phillips 11-29 (TD), Marriner 4-21, McAulay 1-6. **UD:** Cuff 30-244 (6 TD), Michaud 7-39, Broyles 6-8, TEAM 1(-3), Flacco 2(-7).

Passing - W&M: Phillips 41-26-0, 433, 2 TD. **UD:** Flacco 23-19-0, 202, TD.

Receiving - W&M: McAulay 7-162 (TD), Atchison 6-139 (TD), Archer 5-58, Mack 4-53, Holmes 2-20, Otey 1-10, Marriner 1(-9). **UD:** Michaud 5-75, Cuff 4-52 (TD), Mackey 2-19, Baker 2-14, Heydt 2-12, Agnone 2-8, Crosby 1-14, Love 1-8.

Defense - W&M: Pigram 13 (5 solo, TFL), Rutter 11, Livingston 10 (5 solo), Horvath 6 (FF, TFL, 4 solo), Cox 6, Lissemore 3 (TFL, sack), Wells 1 (28-yard FR for TD).

Attendance: 11,639; **Time:** 3:22; **Weather:** 80, Partly Cloudy

Game 2

William and Mary 63, VMI 16

Sept. 8 | Lexington, Va. | Foster Stadium | 1 p.m.

LEXINGTON, Va. (9/8/07) -- Jake Phillips and DeBrian Holmes paced a near flawless first-half offensive performance to help lead William and Mary to a 63-16 victory over VMI at Foster Stadium.

The Tribe picked up its first win of the season and 22nd consecutive victory over the Keydets in a series that dates back to 1905.

Phillips completed 13 of his 15 first-half attempts for 242 yards and three touchdowns, and Holmes rushed for three scores, as the Tribe raced out to a 42-10 halftime edge.


W&M went on to record over 500 yards of total offense for the second time in as many games, finishing with 524 to VMI's 271.

Cameron Dohse had four catches for 77 yards and a touchdown in his first start, and Elliott Mack recorded four receptions for 73 yards and a score.

Courtland Marriner led the ground attack with a career-high 107 yards and a touchdown on 13 attempts. Tony Viola and Thomas Schonder added rushing touchdowns for the Tribe.

David Caldwell led a solid defensive effort, collecting a career-best 15 total tackles, including nine solo stops and 1.5 tackles for loss. Josh Rutter recovered a pair of fumbles, and Evan Francks had a sack.

Brian Pate connected on all nine of his point-after attempts, setting a school record for extra points in a single game.



David Caldwell recorded a career-high 15 tackles in the win over VMI.

	1	2	3	4	Final
William and Mary	14	28	7	14	63
VMI	3	7	0	6	16

Scoring Summary

Qtr	Team	Score	Time
1st	VMI	FG Sweeney 24	10:52
1st	W&M	Holmes 8 run (Pate kick)	7:54
	W&M	Holmes 4 run (Pate kick)	3:34
	W&M	Mack 31 pass from Phillips (Pate kick)	13:20
2nd	VMI	Abegesah 23 run (Sweeney kick)	11:26
	W&M	Holmes 4 run (Pate kick)	9:15
2nd	W&M	Atchison 2 pass from Phillips (Pate kick)	2:16
	W&M	Dohse 22 pass from Phillips (Pate kick)	0:22
3rd	W&M	Marriner 10 run (Pate kick)	4:19
4th	VMI	Jackson 1 run (Kick blocked)	14:08
	W&M	Schonder 6 run (Pate kick)	8:37
W&M	Viola 4 run (Pate kick)	1:48	

	W&M	VMI
First Downs	31	17
Rushes - Yards	47-249	58-249
Att-Cmp-Int	21-18-0	5-3-0
Pass Yards	275	22
Total Offense	524	271
Total Plays	68	63
Fumbles - Lost	2-1	3-2
3rd Down Conv.	4-7	2-12
Penalties - Yards	0-0	2-10
Sacks by - Yards	2-9	0-0
Time of Possession	27:41	32:19

Rushing - W&M: Marriner 13-107 (TD), Viola 12-56 (TD), Schonder 6-45 (TD), Holmes 9-42 (3 TD), Hobson 2-8, Mack 2-7, Phillips 2(-4), D. Miller 1(-12). **VMI:** Abegesah 9-80 (TD), Robinson 16-52, Jackson 6-34 (TD), Itoka 4-31, Rainey-Wiles 11-19, Hughes 8-18, Collins 2-8, Maypray 2-7.

Passing - W&M: Phillips 15-13-0, 242, 3 TD; Potts 6-5-0, 33. **VMI:** Robinson 4-2-0, 18; Hughes 1-1-0, 4.

Receiving - W&M: Dohse 4-77 (TD), Mack 4-73 (TD), Varno 2-53, Archer 2-46, Holmes 2-20, Conyers 1-7, Dill 1-4, Atchison 1-2 (TD), Marriner 1(-7). **VMI:** Rainey-Wiles 1-18, Maypray 1-4, Jackson 1-0.

Defense - W&M: Caldwell 15 (9 solo, 1.5 TFL, FF, PBU), Livingston 9 (6 solo), Dewispeleare 8, Rutter 8 (2 FR), Lissemore 7, Horvath 6 (3 solo), Francks 5 (TFL, sack), Herbert 4 (Blocked PAT), Jones 1 (TFL, FF).

Attendance: 6,830; **Time:** 2:36; **Weather:** 91, Sunny, Warm



Game-By-Game Results

Game 3

William and Mary 48, Liberty 41

Sept. 15 | Williamsburg, Va. | Zable Stadium | 7 p.m.

WILLIAMSBURG (9/15/07) -- Jake Phillips' scored on a 1-yard dive, and the Tribe defense came up with a big stop in double-overtime to defeat Liberty, 48-41, at Zable Stadium.

Phillips' 15-yard touchdown pass to Drew Atchison in the first overtime sent the game into the second extra session.

Phillips completed 20 of 28 attempts for 335 yards and three touchdowns in total and finished with 19 yards rushing, including the 1-yard keeper that proved to be the game-winner.

Atchison finished with six catches for 103 yards, and Cameron Dohse (27 yards) and Elliott Mack (7 yards) also had touchdown receptions.

DeBrian Holmes rushed for 96 yards on 28 carries and scored twice on the ground. Tony Viola rushed for 57 yards on 15 attempts, mainly coming in an impressive second-half and overtime performance.

Brian Pate kicked a pair of field goals, including a key career-long 43-yarder as time expired in the first half, and was perfect on six PAT attempts.

Josh Rutter paced the defense with 15 total tackles, and David Caldwell and Derek Cox each had interceptions.



Jake Phillips goes over the top for a 1-yard TD run in double OT vs. Liberty.

	1	2	3	4	OT1	OT2	Final
Liberty	7	6	6	15	7	0	41
William and Mary	0	17	7	10	7	7	48

Scoring Summary

Qtr	Team	Score	Time
1st	LU	Jennings 2 run (Greenbaum kick)	2:56
2nd	W&M	Holmes 8 run (Pate kick)	14:24
	LU	FG Greenbaum 37	8:06
	W&M	Dohse 27 pass from Phillips (Pate kick)	6:07
	LU	FG Greenbaum 31	0:39
3rd	W&M	FG Pate 43	0:00
	W&M	Holmes 5 run (Pate kick)	4:14
	LU	Bolden 13 pass from Smith (Rush failed)	1:48
4th	W&M	Mack 7 pass from Phillips (Pate kick)	13:28
	LU	Jennings 12 run (Greenbaum kick)	12:11
	W&M	FG Pate 19	7:12
	LU	Terrell 3 run (Jennings pass from Smith)	0:16
OT1	LU	Jennings 25 run (Greenbaum kick)	--
	W&M	Atchison 15 pass from Phillips (Pate kick)	--
OT2	W&M	Phillips 1 run (Pate kick)	--

	LU	W&M
First Downs	24	30
Rushes - Yards	37-182	48-171
Att-Cmp-Int	35-25-2	30-21-0
Pass Yards	203	353
Total Offense	385	524
Total Plays	74	78
Fumbles - Lost	0-0	1-1
3rd Down Conv.	7-15	6-11
Penalties - Yards	9-70	13-87
Sacks by - Yards	1-5	0-0
Time of Possession	29:14	30:46

Rushing - W&M: Holmes 23-96 (2 TD), Viola 15-57, Phillips 9-19 (TD), TEAM 1-(-1). LU: Jennings 28-114 (2 TD), Terrell 7-58 (TD), Smith 1-7, Jackson 1-3.

Passing - W&M: Phillips 28-20-0, 335, 3 TD; Potts 2-1-0, 18. LU: Smith 37-25-2, 202, 2 TD.

Receiving - W&M: Atchison 6-103 (TD), Mack 5-71 (TD), Archer 3-56, Dohse 2-67 (TD), Viola 2-14, Varno 1-20, Nicholas 1-17, Falbo 1-5. LU: Turner 8-55, Crawford 5-50, Jackson 4-41, Bolden 4-35 (TD), Jennings 3-14 (TD), Luck 1-8.

Defense - W&M: Rutter 15 (7 solo), Harris 11 (7 solo, PBU), Caldwell 8 (TFL, INT), Pigram 8 (PBU), Tracy 6 (TFL), Cox 3 (INT, PBU).

Attendance: 9,329; **Time:** 3:30; **Weather:** 79, Clear

Game 4

Virginia Tech 44, William & Mary 3

Sept. 22 | Blacksburg, Va. | Lane Stadium | 1:30 p.m.

BLACKSBURG, Va. (9/22/07) -- Brandon Ore scored two first-half touchdowns, and the Virginia Tech defense and special teams each turned in big plays early to help the 17th-ranked Hokies cruise past William and Mary, 44-3, at Lane Stadium.

Virginia Tech went in front 6-0 on a pair of Jud Dunlevy field goals on its first two possessions, and Ore's 2-yard touchdown run extended the margin to 13-0.

Brandon Flowers returned an interception 49 yards for a touchdown, giving the Hokies a 20-0 edge, and Eddie Royal later returned a punt 60 yards for a touchdown to make it 34-0.

The Tribe, which saw its two-game winning streak snapped, scored its only points on a 22-yard field goal by Brian Pate.

Jake Phillips finished with 243 yards passing, completing 17-of-40 attempts, but was picked off three times. Drew Atchison was the Tribe's leading receiver with five catches for 81 yards. Joe Nicholas finished with 63 yards on two receptions, and R.J. Archer had three catches for 39 yards.

Against a stout defensive effort by the Tribe in the second half, Virginia Tech gained only 94 total yards and just four first downs. The Hokies finished with 287 total yards to the Tribe's 262.

Adrian Tracy recorded 3.0 tackles for loss, including one of the team's season-high four quarterback sacks. David Caldwell paced the Tribe with 10 total tackles, including one behind the line of scrimmage. Josh Rutter and Sean Lissemore also recorded sacks.

Thomas Schonder was the Tribe's leading rusher with 42 yards on nine carries, though W&M finished with a net of only five yards rushing.



Adrian Tracy records one of the Tribe's four quarterback sacks at Virginia Tech.

	1	2	3	4	Final
William and Mary	0	3	0	0	3
Virginia Tech	27	14	3	0	44

Scoring Summary

Qtr	Team	Score	Time
1st	VT	FG Dunlevy 25	11:58
	VT	FG Dunlevy 27	7:37
	Ore 2 run (Dunlevy kick)	4:47	
	VT	Flowers 49 INT return (Dunlevy kick)	3:56
	VT	Lewis 8 run (Dunlevy kick)	0:17
2nd	VT	Royal 60 punt return (Dunlevy kick)	13:56
	W&M	FG Pate 22	5:07
	VT	Ore 34 pass from Taylor (Dunlevy kick)	2:13
3rd	VT	FG Dunlevy 38	7:51

	W&M	VT
First Downs	13	12
Rushes - Yards	28-5	38-133
Att-Cmp-Int	46-19-3	27-151-0
Pass Yards	257	154
Total Offense	262	287
Total Plays	74	65
Fumbles - Lost	1-0	1-0
3rd Down Conv.	3-18	4-16
Penalties - Yards	3-25	11-95
Sacks by - Yards	4-25	5-42
Time of Possession	29:57	30:03

Rushing - W&M: Viola 10-17, Schonder 9-42, Archer 1-(-1), Potts 1-(-9), Phillips 6-(-27). VT: Lewis 10-43 (TD), Ore 10-25 (TD), Taylor 5-52, Holt 4-10, Pickle 2-8, Cheeseman 4-6, Glennon 1-(-10).

Passing - W&M: Phillips 40-17-3, 243; Potts 6-2-0, 14. VT: Taylor 13-6-0, 72, TD; Glennon 9-5-0, 49; Holt 5-4-0, 33.

Receiving - W&M: Atchison 5-81, Archer 3-39, Nicholas 2-63, Mack 2-30, Varno 2-10, Viola 2-4, Dohse 1-16, Falbo 1-10, Schonder 1-4. VT: Ore 4-48 (TD), Smith 2-39, Wheeler 2-15, Boone 1-14, Drager 1-9, Luckett 1-9, Hyman 1-8, Lewis 1-6, Whitaker 1-5, Perez 1-1.

Defense - W&M: Caldwell 10 (TFL), Tracy 6 (3.0 TFL, sack), Lissemore 5 (1.5 TFL, sack), Rutter 5 (Sack, PBU), Cox 3 (0.5 TFL), Jean-Pierre 3 (Sack).

Attendance: 66,233; **Time:** 3:14; **Weather:** 78, Partly Cloudy

Game-By-Game Results

Game 5

William and Mary 27, Towson 22

Sept. 29 | Williamsburg, Va. | Zable Stadium | 1 p.m.

WILLIAMSBURG (9/29/07) -- Jake Phillips passed for two touchdowns, and the William and Mary defense came up with two big fourth quarter stops to secure a 27-22 victory over Towson in CAA Football action at Zable Stadium.

Phillips passed for 179 yards and also rushed for a season-high 42 yards to help W&M win its first home conference game since 2005. The Tribe also snapped a three-game losing streak in league games.

Towson pulled within 27-22 on Sean Schaefer's 29-yard touchdown pass to Demetrius Harrison with 10:55 remaining, but the Tigers couldn't avoid their third consecutive conference loss and fifth-straight defeat in the series.

Tony Viola rushed for 24 yards on six carries, including a 2-yard touchdown run in the third quarter that proved to be the difference.

Towson held a 422-284 advantage in total yards, but the Tribe defense forced three turnovers, in addition to the two timely stops late.

Derek Cox had two interceptions, and Sean Lissemore recorded his first career pick. David Caldwell led the defensive effort with 14 total tackles, including 10 unassisted stops.

Elliott Mack had a 61-yard touchdown reception, and Joe Nicholas turned in a 38-yard catch run for a touchdown as the Tribe erased a 13-0 deficit in a four-minute span in the second quarter. Brian Pate started the Tribe run with a 36-yard field goal and would later add a 41-yarder.

Courtland Marriner and Thomas Schonder each finished with 20 yards rushing. Nicholas and R.J. Archer each finished with three receptions.



Derek Cox returns his second interception 69 yards in the win over Towson.

	1	2	3	4	Final
Towson	10	6	0	6	22
Virginia Tech	0	17	10	0	27

Scoring Summary

Qtr	Team	Score	Time
1st	TU	FG Bencivengo 27	10:23
	TU	Williams 3 run (Bencivengo kick)	3:09
2nd	TU	FG Bencivengo 20	8:05
	W&M	FG Pate 36	5:46
	W&M	Mack 61 pass from Phillips (Pate kick)	2:38
	W&M	Nicholas 38 pass from Phillips (Pate kick)	1:19
	TU	FG Bencivengo 37	0:00
3rd	W&M	FG Pate 41	13:09
	W&M	Viola 2 run (Pate kick)	7:48
4th	TU	Harrison 29 pass from Schaefer (Pass failed)	10:55

	TU	W&M
First Downs	24	12
Rushes - Yards	44-214	33-105
Att-Cmp-Int	40-21-3	23-10-1
Pass Yards	208	179
Total Offense	422	284
Total Plays	84	56
Fumbles - Lost	3-0	1-0
3rd Down Conv.	5-16	4-15
Penalties - Yards	7-45	3-35
Sacks by - Yards	2-9	0-0
Time of Possession	33:58	26:02

Rushing - W&M: Marriner 11-20, Phillips 8-42, Schonder 7-20, Viola 6-24 (TD). **TU:** Williams 34-139 (TD), Castor 8-73, Schaefer 2-2.

Passing - W&M: Phillips 23-10-1, 179, 2 TD. **TU:** Schaefer 40-21-3, 208, TD.

Receiving - W&M: Nicholas 3-56 (TD), Archer 3-30, Mack 1-61 (TD), Dohse 1-17, Schonder 1-12, Atchison 1-3. **TU:** Lee 9-69, Harrison 5-75 (TD), Perry 2-30, Tongu 2-4, Cegles 1-11, Williams 1-10, Godlasky 1-9.

Defense - W&M: Caldwell 14 (10 solo, TFL), Pigram 9 (6 solo, TFL), Livingston 9 (6 solo, 4 PBU), Rutter 7, Tracy 6 (TFL, 6 solo), Cox 6 (2 INT, 3 PBU), Lissemore 3 (INT), Herbert 3 (2 PBU).

Attendance: 10,094; **Time:** 2:58; **Weather:** 80, Breezy, Clear

Game 6

Villanova 63, William and Mary 24

Oct. 6 | Villanova, Pa. | Villanova Stadium | 6 p.m.

VILLANOVA, Pa. (10/6/07) -- Villanova quarterback Antwon Young passed for four touchdowns and rushed for another in a 63-24 victory over William and Mary at Villanova Stadium.

Young completed 20 of 26 attempts for 216 yards and rushed for 38 yards on five attempts, and Villanova won its third straight in the series. The Wildcats' 63-point total was the highest against the Tribe in a league game.

W&M put itself in a big hole early, losing two fumbles on kickoff returns, both of which led to short Villanova touchdown drives. The Wildcats, which scored on its first five possessions, led 28-7 with 4:06 remaining in the opening quarter, before the Tribe offense took the field for the second time.

Jake Phillips passed for 291 yards and two touchdowns and also rushed for a score. Cameron Dohse recorded career-highs with six receptions and 117 yards and scored on a 24-yard pass from Phillips. Elliott Mack also went over the 100-yard receiving mark with 105 yards on three catches. Eric Robertson and Marshall Dill also set career marks for receptions with five and three, respectively.

Courtland Marriner rushed for 81 yards on 16 attempts, and Brian Pate connected on a 41-yard field goal attempt.



Jake Phillips scores on a 7-yard touchdown run in the loss at Villanova.

	1	2	3	4	Final
William and Mary	14	3	7	0	24
Villanova	28	7	21	7	63

Scoring Summary

Qtr	Team	Score	Time
1st	VU	Dicken 10 run (Marcoux kick)	12:13
	W&M	Phillips 7 run (Pate kick)	9:14
	VU	Sherry 39 pass from Young (Marcoux kick)	7:21
	VU	Atkinson 16 pass from Young (Marcoux kick)	6:18
	VU	Young 1 run (Marcoux kick)	4:06
	W&M	Dohse 24 pass from Phillips (Pate kick)	0:07
2nd	VU	Ragone 31 pass from Atkinson (Marcoux kick)	12:23
	W&M	FG Pate 41	4:33
3rd	VU	Harvey 24 pass from Young (Marcoux kick)	9:27
	VU	Sherry 4 pass from Young (Marcoux kick)	3:17
	W&M	Mack 73 pass from Phillips (Pate kick)	2:51
	VU	Babbaro 33 run (Marcoux kick)	0:40
4th	VU	Babbaro 25 pass from Whitney (Marcoux kick)	7:31

	W&M	VU
First Downs	25	23
Rushes - Yards	29-70	40-233
Att-Cmp-Int	48-26-0	28-22-0
Pass Yards	391	272
Total Offense	461	505
Total Plays	77	68
Fumbles - Lost	4-3	1-0
3rd Down Conv.	8-15	9-13
Penalties - Yards	2-15	10-99
Sacks by - Yards	0-0	5-32
Time of Possession	29:00	31:00

Rushing - W&M: Marriner 16-81, Phillips 8-(9) (TD), Schonder 3-3, Viola 1-3, Mack 1-(8). **VU:** Dicken 18-80 (TD), Ball 11-68, Young 5-38 (TD), Babbaro 2-35 (TD), Whitney 2-10, Ragone 1-3.

Passing - W&M: Phillips 30-16-0, 291, 2 TD; Potts 18-10-0, 100. **VU:** Young 26-20-0, 216, 4 TD; Whitney 1-1-0 25, TD; Atkinson 1-1-0, 31, TD.

Receiving - W&M: Dohse 6-117 (TD), Robertson 5-56, Archer 5-47, Mack 3-105 (TD), Dill 3-24, Varno 2-20, Atchison 2-21, Marriner 1-1. **VU:** Sherry 7-105 (2 TD), Harvey 3-42 (TD), Babbaro 3-33 (TD), Atkinson 3-26 (TD), Ridley 2-20, Ragone 1-31 (TD), Szczur 1-8, Bradway 1-5, Dicken 1-2.

Defense - W&M: Tracy 9 (6 solo), Pigram 8 (5 solo, TFL), Livingston 7, Herbert 3 (TFL), Steinman 2 (TFL).

Attendance: 8,721; **Time:** 3:11; **Weather:** 81, Clear



Game-By-Game Results

Game 7

William and Mary 21, Maine 20

Oct. 13 | Orono, Maine | Alfond Stadium | 3 p.m.

ORONO, Maine (10/13/07) -- Tony Viola's fourth-quarter touchdown run, and a strong defensive effort in the second half helped William and Mary hang on for a 21-20 victory at Maine.

Jake Phillips passed for 255 yards and two touchdowns, both to Cameron Dohse, and engineered two long second-half scoring drives, but it was Viola's late hard running and the defense limiting Maine to two fourth-quarter field goals that secured the Tribe's second CAA win.

Viola finished with 44 yards rushing with 36 of those yards coming on nine fourth-quarter attempts. Viola's 3-yard run with 11:13 remaining capped a 90-yard, 13-play drive that gave W&M its first lead, 21-14.


Maine, which managed only one first down on five third down tries and 132 total yards in the second half, reached the Tribe 12-yard line on its next possession but settled for a 32-yard field goal after Adrian Tracy sacked Adam Farkes on third down.

A fumbled punt snap after a three-and-out gave it right back to Maine deep in Tribe territory at the 24-yard line, but the Black Bears would again settle for three points after a big defensive stand.

Dohse finished with seven receptions for 123 yards, both career highs, and scored on receptions of 31 and 33 yards. It was the second-straight 100-yard receiving game for the redshirt freshman.

Elliott Mack finished with five receptions for 53 yards, and R.J. Archer had four catches for 29 yards. Thomas Schonder rushed for 34 yards on carries, and Courtland Marriner ran for 33 yards.

Josh Rutter paced the defensive effort with 9 total tackles, and Derek Cox recorded eight unassisted stops. Adrian Tracy recorded a solo pass sack, and Derek Toon had an unassisted tackle for loss on a fourth down play in the first half.



Cameron Dohse had seven catches for 123 yards and two touchdowns at Maine.

	1	2	3	4	Final
William and Mary	0	7	7	7	21
Maine	7	7	0	6	20

Scoring Summary

Qtr	Team	Score	Time
1st	UM	Williams 20 pass from Farkes (Donnelly kick)	8:08
2nd	UM	Williams 31 pass from Farkes (Donnelly kick)	2:51
	W&M	Dohse 31 pass from Phillips (Pate kick)	1:02
3rd	W&M	Dohse 33 pass from Phillips (Pate kick)	1:27
4th	W&M	Viola 3 run (Pate kick)	11:13
	UM	FG Donnelly 32	7:20
	UM	FG Donnelly 34	4:46

	W&M	UM
First Downs	22	19
Rushes - Yards	42-136	40-249
Att-Cmp-Int	38-24-0	19-11-0
Pass Yards	243	125
Total Offense	379	374
Total Plays	80	59
Fumbles - Lost	0-0	0-0
3rd Down Conv.	8-17	2-10
Penalties - Yards	6-52	6-60
Sacks by - Yards	1-3	1-9
Time of Possession	33:09	26:51

Rushing - W&M: Viola 10-44 (TD), Schonder 8-34, Marriner 15-33, Phillips 8-25. **UM:** Fluellen 30-197, Farkes 8-35, Cotrone 2-17.

Passing - W&M: Phillips 37-23-0, 255, 2 TD. **UM:** Farkes 19-11-0, 125, 2TD.

Receiving - W&M: Dohse 7-123 (2TD), Mack 5-53, Archer 4-29, Vamo 3-8, Atchison 2-14, Marriner 2-1, Nicholas 1-15. **UM:** Williams 4-69 (2TD), Pierre 3-23, Cotrone 2-13, Fersner 1-15, Fluellen 1-5.

Defense - W&M: Rutter 10 (4 solo), Caldwell 9, Cox 8 (8 solo), Tracy 7 (TFL, sack), Harris 7, Livingston 6 (4 solo, PBU), Toon 4 (TFL).

Attendance: 7,122; **Time:** 3:07; **Weather:** 55, Partly Cloudy

Game 8

#4 UMass 48, William and Mary 34

Oct. 27 | Williamsburg, Va. | Zable Stadium | 1 p.m.

WILLIAMSBURG (10/27/07) -- Matt Lawrence rushed for three touchdowns in a big second half for fourth-ranked Massachusetts, as the Minutemen survived an upset bid by William and Mary with a wild 48-34 victory at Zable Stadium.

Lawrence ran for a career-high 186 yards on 34 attempts and kept UMass perfect in conference play with two rushing scores in the final four minutes.

W&M built a 24-13 lead with 6:36 remaining in the third quarter on Jake Phillips' 1-yard keeper, before UMass stormed back with 21 points in just over six minutes. Phillips rushed for a season-high 49 yards, had a 25-yard reception and also threw a 5-yard touchdown pass to Drew Atchison in the first half.

After falling behind, the Tribe put together a rally of its own, using a 42-yard fumble return for a touchdown by Michael Pigram, then a 22-yard fumble return by Josh Rutter to set up Brian Pate's 20-yard field goal that tied the game, 34-34, with 7:31 remaining.

Atchison led the Tribe receiving corps with six catches for 65 yards. Elliott Mack had three grabs for 26 yards, and R.J. Archer had three receptions for 24 yards. Courtland Marriner rushed for 86 yards on 21 attempts, and Tony Viola added a 1-yard touchdown run in the first half.

Pigram finished with 14 total tackles, including 10 solo and one quarterback sack, and also recorded his first career interception.



Drew Atchison stretches for a 5-yard touchdown reception vs. UMass.

	1	2	3	4	Final
Massachusetts	6	7	7	28	48
William and Mary	10	7	7	10	34

Scoring Summary

Qtr	Team	Score	Time
1st	UMASS	Racher 60 pass from Coen (Rush failed)	14:44
	W&M	FG Pate 45	10:36
	W&M	Viola 1 run (Pate kick)	0:04
2nd	UMASS	Rancher 7 pass from Coen (Koepplin kick)	6:37
	W&M	Atchison 5 pass from Phillips (Pate kick)	3:10
3rd	W&M	Phillips 1 run (Pate kick)	6:36
	UMASS	Lawrence 11 run (Koepplin kick)	1:35
4th	UMASS	Nelson 13 run (Koepplin kick)	13:28
	UMASS	Jorgensen 8 pass from Coen (Koepplin kick)	11:16
	W&M	Pigram 42 fumble return (Pate kick)	9:26
	W&M	FG Pate 20	7:31
	UMASS	Lawrence 1 run (Koepplin kick)	3:46
	UMASS	Lawrence 7 run (Koepplin kick)	0:35

	UMASS	W&M
First Downs	25	23
Rushes - Yards	44-179	44-140
Att-Cmp-Int	27-17-2	34-17-1
Pass Yards	218	195
Total Offense	397	335
Total Plays	71	78
Fumbles - Lost	4-2	3-2
3rd Down Conv.	6-12	4-13
Penalties - Yards	9-80	3-30
Sacks by - Yards	2-23	1-7
Time of Possession	28:51	31:09

Rushing - W&M: Marriner 21-86, Phillips 13-49 (TD), Viola 8-6 (TD), Schonder 2-(-1). **UMass:** Lawrence 34-186 (3 TD), Nelson 6-50 (TD), Coen 2-(-12).

Passing - W&M: Phillips 33-16-1, 170 TD; Archer 1-1-0, 25. **UMass:** Coen 27-17-2, 218, 3TD.

Receiving - W&M: Atchison 6-65 (TD), Mack 3-26, Archer 3-24, Robertson 2-34, Phillips 1-25, Dohse 1-18, Falbo 1-3. **UMass:** Moore 5-79, Omar 4-40, Lawrence 3-19, Racher 2-67 (2 TD), Jorgensen 1-8 (TD), Nelson 1-4, Zardas 1-1.

Defense - W&M: Pigram 14 (10 solo, 42-yard FR for TD, INT, sack), Rutter 8 (5 solo, FF, 22-yard FR), Caldwell 7 (7 solo, PBU), Cox 7 (6 solo, TFL), Herbert 6, Lissemore 3 (TFL), Tracy (INT).

Attendance: 10,178; **Time:** 3:10; **Weather:** 80, Overcast, Humid

Game-By-Game Results



Game 9

#20 Hofstra 38, William and Mary 14

Nov. 3 | Hempstead, N.Y. | Shuart Stadium | 1 p.m.

HEMPSTEAD, N.Y. (11/3/07) -- Hofstra quarterback Bryan Savage rushed for three touchdowns and passed for an additional two to lead the 20th-ranked Pride past William and Mary, 38-14, in CAA Football action at Shuart Stadium.

Hofstra won its second-straight in the series and snapped a two-game losing streak to keep its playoff hopes alive. Savage completed 15 of his 17 pass attempts, finishing with 196 yards through the air and rushed for 57 yards on 13 total attempts.

Though W&M would strike first, the Tribe fell victim to a dominating first-half performance by Savage and Hofstra and never recovered. W&M was limited to a season-low 138 yards passing and matched its season-high with three turnovers. The Tribe gained just 263 total yards.


Jake Phillips completed 12 of 22 attempts but finished with a season-low 92 yards passing with one interception. Phillips did rush for a season-high 54 yards but lost two second-half fumbles.

True freshman Terrence Riggins made his collegiate debut and gave the Tribe its first score of the game, a 2-yard run that was set up by a high Hofstra punt snap. Riggins finished with 11 yards on five carries. Courtland Marriner paced the ground game with 60 yards on 14 attempts.

Mike Potts entered the game in the fourth and completed 4-of-5 attempts, including a 16-yard touchdown pass to Marriner for the Tribe's only other score.

Elliott Mack had four receptions for 48 yards, and Drew Atchison recorded four receptions for 25 yards.

Josh Rutter and David Caldwell paced the defense with 12 tackles each.,



Terrence Riggins scored on a 2-yard run at Hofstra in his first collegiate game.

	1	2	3	4	Final
William and Mary	7	0	0	7	14
Hofstra	21	7	7	3	38

Scoring Summary

Qtr	Team	Score	Time
1st	W&M	Riggins 2 run (Pate kick)	9:16
	HU	Savage 12 run (Zarrilli kick)	8:25
	HU	Sullivan 6 pass from Savage (Zarrilli kick)	5:09
	HU	Savage 1 run (Zarrilli kick)	0:20
2nd	HU	Lewis 12 pass from Savage (Zarrilli kick)	4:46
3rd	HU	Savage 11 run (Zarrilli kick)	10:42
4th	HU	FG Zarrilli 20	10:01
	W&M	Marriner 16 pass from Potts (Pate kick)	6:54

	W&M	HU
First Downs	18	22
Rushes - Yards	31-125	52-160
Att-Cmp-Int	27-16-1	17-15-0
Pass Yards	138	196
Total Offense	263	256
Total Plays	58	69
Fumbles - Lost	2-2	1-0
3rd Down Conv.	5-11	9-15
Penalties - Yards	4-20	4-32
Sacks by - Yards	0-0	2-14
Time of Possession	23:56	36:04

Rushing - W&M: Marriner 14-60, Phillips 12-54, Riggins 5-11 (TD). HU: Aime 23-81, Benjamin 15-57, Savage 13-57 (3 TD).

Passing - W&M: Phillips 22-12-1, 92; Potts 5-4-0, 46, TD. HU: Savage 17-15-0, 196, 2TD.

Receiving - W&M: Mack 4-48, Atchison 4-25, Dohse 2-26, Marriner 2-19 (TD), Falbo 2-6, Archer 1-10, Varno 1-4. HU: Carpenter 5-57, Sullivan 3-37 (TD), Lewis 2-57 (TD), Nelson 1-19, Manno 1-11, Benjamin 1-8, Cherilus 1-6, Aime 1-1.

Defense - W&M: Rutter 12 (8 solo), Caldwell 12, Francks 10, Livingston 9, Herbert 9, Tracy 8 (TFL), Johnson 2 (TFL).


Attendance: 3,151; **Time:** 2:32; **Weather:** 50, Overcast, Windy



Quarterback Club Awards

2007 Quarterback Club Weekly Awards - Hofstra 11/3

Offense



Courtland Marriner, RF, TB

Marriner rushed for a team-high 60 yards on 14 carries, averaging 4.3 yards per carry, and scored on a 16-yard touchdown reception at Hofstra. It was Marriner's first career touchdown reception.

Previous Winners

Delaware - Aug. 30

Jake Phillips, QB, Jr.

Passed for school record 433 yards and two touchdowns.

VMI - Sept. 8

Jake Phillips, QB, Jr.

Completed 13-of-15 attempts for 242 yards and three TDs.

Liberty - Sept. 15

DeBrian Holmes, RB, Jr.

Rushed for a career-high 96 yards and two touchdowns.

Virginia Tech - Sept. 22

Drew Atchison, TE, Sr.

Team-high five receptions for 81 yards.

Towson - Sept. 29

Brad Stewart, OL, Sr.

Villanova - Oct. 6

Jake Phillips, QB, Jr.

Passed for 291 yards (16-30) and two TDs. Rushed for one TD.

Maine - Oct. 13

Cameron Dohse, WR, RF

Seven receptions for 123 yards and two touchdowns.

UMass - Oct. 27

Brent Cochran, OT, Sr.

Hofstra - Nov. 3

Courtland Marriner, TB, RF

Rushed for 60 yards on 14 attempts and had a 16-yard TD catch.

Defense



Sean Lissemore, So., DT

Lissemore recorded six total tackles, including one assisted, and an assisted tackle for loss at Hofstra.

Previous Winners

Delaware - Aug. 30

Derek Cox, DB, Jr.

Recorded six total tackles, three solos, and one PBU.

VMI - Sept. 8

David Caldwell, DB, So.

Career-high 15 total tackles, 1.5TFL, FF, PBU

Liberty - Sept. 15

Josh Rutter, Jr., LB

Season-high 15 TT, seven solo.

Virginia Tech - Sept. 22

Adrian Tracy, So., DE

Six TT, 3.0TFL, 1.0 sack

Towson - Sept. 29

Robert Livingston, So., FS

Nine TT, six solo, four pass break-ups

Villanova - Oct. 6

Michael Pigram, Jr., LB

Eight TT, five solo, solo tackle for loss.

Maine - Oct. 13

Adrian Tracy, DE, So.

Seven TT, one solo quarterback sack.

UMass - Oct. 27

Michael Pigram, LB, Jr.

14 TT, 10 solos, 42-yard fumble return for TD, INT, sack

Hofstra - Nov. 3

Sean Lissemore, DT, So.

Six total tackles, one solo, 0.5 TFL

Special Teams



None

Houff recorded three total tackles in kick coverage, including one unassisted.

Previous Winners

Delaware - Aug. 30

Fred Johnson, DB, So.

Recorded two tackles in kickoff coverage.

VMI - Sept. 8

Brian Pate, PK, So.

Connected on 9-of-9 point-after attempts.

Liberty - Sept. 15

R.J. Archer, So., Holder/WR

Holder on two FG and six PATs; Three receptions for 57 yards.

Virginia Tech - Sept. 22

David Caldwell, So., KR

Four kickoff returns for 98 yards, including long of 31 yards.

Towson - Sept. 29

Rob Varno, So., TE

One solo tackle in kick coverage

Villanova - Oct. 6

None

Maine - Oct. 13

Tony Viola, RB, Sr.

Rushed for 44 yards and the game-winning TD.

UMass - Oct. 27

David Houff, DB, Jr.

Three total tackles, including one solo.

Hofstra - Nov. 3

None

Career Game-Highs

Offensive Individual Career Game Highs

Quarterbacks

Jake Phillips, Jr.

Passing

Att. 43 . . . vs. Maine, 2006
 Cmp. 25 . . . vs. Delaware, 2007
 Cmp. % 90.0 . . . at Northeastern, 2005
 Yards 433 . . . vs. Delaware, 2007
 Long 73 . . . at Villanova, 2007
 TDs 4 . . . at Northeastern, 2005
 INTs 3 . . . at Virginia Tech, 2007
 Sacked 6 . . . at James Madison, 2006

Rushing

Att. 15 . . . vs. James Madison, 2005
 Yards 57 . . . vs. James Madison, 2005
 TDs 2 . . . (2) last vs. Delaware, 2005
 Long 20 . . . (2) last at Hofstra, 2007

Mike Potts, Sr.

Passing

Att. 50 . . . at Massachusetts, 2006
 Cmp. 28 . . . at Towson, 2006
 Cmp. % 90.0 . . . at Maryland, 2006
 Yards 409 . . . at Towson, 2006
 Long 76 . . . at Towson, 2006
 TDs 2 . . . (5) last at Delaware, 2006
 INTs 3 . . . at Delaware, 2006
 Sacked 3 . . . at Rhode Island, 2005

Rushing

Att. 5 . . . at Rhode Island, 2005
 Yards 7 . . . vs. Liberty, 2005
 TDs 1 . . . vs. Villanova, 2006
 Long 3 . . . at Towson, 2006

Completion % - (Minimum 10 attempts)

Running Backs

DeBrian Holmes, Jr.

Rushing

Att. 23 . . . vs. Liberty, 2007
 Yards 96 . . . vs. Liberty, 2007
 TDs 3 . . . at VMI, 2007
 Long 27 . . . vs. New Hampshire, 2005

Receiving

Rec. 7 . . . vs. Delaware, 2005
 Yards 52 . . . vs. Delaware, 2005
 TDs 1 . . . at VMI, 2005
 Long 24 . . . at Towson, 2006

Courtland Marriner, R-Fr.

Rushing

Att. 21 . . . vs. UMass, 2007
 Yards 107 . . . at VMI, 2007
 TDs 1 . . . at VMI, 2007
 Long 25 . . . vs. UMass, 2007

Receiving

Rec. 2 . . . (2) last at Hofstra, 2007
 Yards 19 . . . at Hofstra, 2007
 TD 1 . . . at Hofstra, 2007
 Long 16 . . . at Hofstra, 2007

Tony Viola, Sr.

Rushing

Att. 15 . . . vs. Liberty, 2007
 Yards 85 . . . vs. Liberty, 2005
 TDs 1 . . . (5), last vs. UMass, 2007
 Long 35 . . . at Towson, 2004

Receiving

Rec. 2 . . . Twice, last at VT, 2007
 Yards 18 . . . at Marshall, 2005
 TDs 1 . . . at Marshall, 2005
 Long 18 . . . at Marshall, 2005

Thomas Schonder, R-Fr.

Rushing

Att. 9 . . . at Virginia Tech, 2007
 Yards 45 . . . at VMI, 2007
 TDs 1 . . . at VMI, 2007
 Long 29 . . . at Virginia Tech, 2007

Receiving

Rec. 1 . . . (2) last vs. Towson, 2007
 Yards 12 . . . vs. Towson, 2007
 TDs 0
 Long 12 . . . vs. Towson, 2007

Terrence Riggins, Fr.

Rushing

Att. 5 . . . at Hofstra, 2007
 Yards 11 . . . at Hofstra, 2007
 TDs 1 . . . at Hofstra, 2007
 Long 4 . . . at Hofstra, 2007

Receiving

Rec. 0
 Yards 0
 TDs 0
 Long 0

Matty Otey, Sr. (FB)

Rushing

Att. 2 . . . at Towson, 2004
 Yards 6 . . . at Towson, 2005
 TDs 1 . . . at Marshall, 2005 (FR)
 Long 5 . . . at Towson, 2004

Receiving

Rec. 1 . . . (6) last vs. Delaware, 2007
 Yards 10 . . . vs. Delaware, 2007
 TDs 1 . . . (4) last at Delaware, 2006
 Long 1 . . . vs. Delaware, 2007

Graham Falbo, Sr. (FB)

Rushing

Att. 0
 Yards 0
 TDs 0
 Long 0

Receiving

Rec. 2 . . . at Hofstra, 2007
 Yards 10 . . . at Virginia Tech, 2007
 TDs 0
 Long 10 . . . at Virginia Tech, 2007

Jimmy Hobson, R-Fr. (FB)

Rushing

Att. 2 . . . at VMI, 2007
 Yards 8 . . . at VMI, 2007
 TDs 0
 Long 4 . . . at VMI, 2007

Receiving

Rec. 0
 Yards 0
 TDs 0
 Long 0

Wide Receivers/Tight Ends

Joe Nicholas, Sr. (WR)

Receiving

Rec. 11 . . . vs. Delaware, 2004*
 Yards 121 . . . vs. Delaware, 2005
 TDs 2 . . . (3) last at Towson, 2006
 Long 76 . . . at Towson, 2006

Elliott Mack, Jr. (WR)

Receiving

Rec. 7 . . . vs. Delaware, 2005
 Yards 106 . . . vs. Delaware, 2005
 TDs 1 . . . (10) last at Villanova, 2007
 Long 73 . . . at Villanova, 2007

Rushing

Att. 3 . . . vs. Villanova, 2006
 Yards 29 . . . vs. Towson, 2005
 TDs 0
 Long 20 . . . vs. Towson, 2005

R.J. Archer, So. (WR)

Receiving

Rec. 6 . . . at Towson, 2006
 Yards 122 . . . at Towson, 2006
 TDs 0
 Long 46 . . . at Liberty, 2006

Rushing

Att. 1 . . . Twice, last at VT, 2007
 Yards 15 . . . vs. Richmond, 2006
 TDs 0
 Long 15 . . . vs. Richmond, 2006

Cameron Dohse, R-Fr. (WR)

Receiving

Rec. 7 . . . at Maine, 2007
 Yards 123 . . . at Maine, 2007
 TDs 2 . . . at Maine, 2007
 Long 43 . . . at Villanova, 2007

Terreon Conyers, R-Fr. (WR)

Receiving

Rec. 1 . . . at VMI, 2007
 Yards 7 . . . at VMI, 2007
 TDs 0
 Long 7 . . . at VMI, 2007

Marshall Dill, R-Fr. (WR)

Receiving

Rec. 3 . . . at Villanova, 2007
 Yards 24 . . . at Villanova, 2007
 TDs 0
 Long 9 . . . at Villanova, 2007

D.J. McAulay, Jr. (WR)

Receiving

Rec. 7 . . . vs. Delaware, 2007
 Yards 162 . . . vs. Delaware, 2007
 TDs 1 . . . (3) last vs. Delaware, 2007
 Long 49 . . . at Maryland, 2006

Rushing

Att. 1 . . . (6) last vs. Delaware, 2007
 Yards 17 . . . vs. Richmond, 2006
 TDs 0
 Long 15 . . . vs. Richmond, 2006

Eric Robertson, So. (WR)

Receiving

Rec. 5 . . . at Villanova, 2007
 Yards 56 . . . at Villanova, 2007
 TDs 0
 Long 21 . . . vs. UMass, 2007

Drew Atchison, Sr. (TE)

Receiving

Rec. 6 . . . (3) last vs. UMass, 2007
 Yards 139 . . . vs. Delaware, 2007
 TDs 1 . . . (5) last vs. UMass, 2007
 Long 57 . . . vs. Villanova, 2006

Rob Varno, So. (TE)

Receiving

Rec. 3 . . . at Maine, 2007
 Yards 53 . . . at VMI, 2007
 TDs 0
 Long 32 . . . at VMI, 2007

*NCAA Playoff Game



Defensive Individual Career Game Highs

Defensive Line

Adrian Tracy, So. (DE)

TT 10 ... vs. Hofstra, 2006
 UT 6 (3) last at Villanova, 2007
 AT 7 vs. Richmond, 2006
 Sacks 3.0 ... at Towson, 2006
 TFL 4.0 ... at Towson, 2006
 FF 1 (2) last at Towson, 2006
 FR 0
 INT 1 vs. UMass, 2007
 PBU 1 (2) last at JMU, 2006

C.J. Herbert, So. (DE)

TT 9 at Hofstra, 2007
 UT 3 at Villanova, 2007
 AT 8 at Hofstra, 2007
 Sacks 1.0 ... vs. Hofstra, 2006
 TFL 1.0 ... (2) last at Villanova, 2007
 FF 0
 FR 0
 INT 0
 PBU 2 vs. Towson, 2007

Ryan Jones, Sr. (DT)

TT 3 vs. VMI, 2006
 UT 1 (3) last vs. Liberty, 2007
 AT 3 (2) last vs. VMI, 2006
 Sacks 1.0 ... vs. Liberty, 2005
 TFL 1.0 ... vs. Liberty, 2005
 FF 1 at VMI, 2007
 FR 1 vs. VMI, 2006
 INT 0
 PBU 0

Sean Lissemore, So. (DT)

TT 7 (2) last at VMI, 2007
 UT 4 at Towson, 2006
 AT 5 (4) last at Hofstra, 2007
 Sacks 1.0 ... (2) last vs. Delaware, 2007
 TFL 1.5 ... vs. Richmond, 2006
 FF 0
 FR 0
 INT 1 vs. Towson, 2007
 PBU 0

Derek Toon, R-Fr. (DT)

TT 4 at Maine, 2007
 UT 2 at Maine, 2007
 AT 3 vs. Delaware, 2007
 Sacks 0.5 ... at VMI, 2007
 TFL 1.0 ... at Maine, 2007
 FF 0
 FR 0
 INT 0
 PBU 0

Michael Stover, Fr. (DE)

TT 4 at Maine, 2007
 UT 1 (3) last at Maine, 2007
 AT 3 (2) last at Maine, 2007
 Sacks 0
 TFL 0
 FF 0
 FR 0
 INT 0
 PBU 0

Linebackers

Josh Rutter, Jr.

TT 16 at Marshall, 2005
 UT 8 at Hofstra, 2007
 AT 12 at Marshall, 2005
 Sacks 1.0 ... at Virginia Tech, 2007
 TFL 1.0 ... (7) last at VT, 2007
 FF 1 vs. UMass, 2007
 FR 2 at VMI, 2007
 INT 1 at Richmond, 2005
 PBU 1 (5) last at Maine, 2007

Michael Pigram, Jr.

TT 14 vs. UMass, 2007
 UT 10 (2) last vs. UMass, 2007
 AT 8 vs. Delaware, 2007
 Sacks 1.0 ... vs. UMass, 2007
 TFL 1.0 ... (7) last vs. UMass, 2007
 FF 2 vs. Villanova, 2006
 FR 1 (2), last vs. UMass, 2007
 INT 1 vs. UMass, 2007
 PBU 0

T.J. O'Neill, Sr.

TT 8 (3) last at UMass, 2006
 UT 7 vs. New Hampshire, 2005
 AT 7 at UMass, 2006
 Sacks 1.0 ... vs. Maine, 2006
 TFL 1.0 ... (2) last vs. Maine, 2006
 FF 0
 FR 1 (2) last vs. Hofstra, 2006
 INT 1 vs. New Hampshire, 2005
 PBU 1 (3) last vs. Delaware, 2005

Ryan Horvath, Sr.

TT 6 (2) last at VMI, 2007
 UT 4 vs. Delaware, 2007
 AT 5 at Hofstra, 2007
 Sacks 0
 TFL 1.0 ... vs. Delaware, 2007
 FF 1 vs. Delaware, 2007
 FR 0
 INT 0
 PBU 0

Todd Reyher, Jr.

TT 4 at Virginia Tech, 2007
 UT 2 at Villanova, 2007
 AT 3 (2) last at VT, 2007
 Sacks 0
 TFL 0.5 ... (2) last at Villanova, 2007
 FF 0
 FR 0
 INT 0
 PBU 2 vs. Liberty, 2005

Nick Dewispelaere, R-Fr.

TT 8 at VMI, 2007
 UT 5 at VMI, 2007
 AT 3 at VMI, 2007
 Sacks 0
 TFL 0
 FF 0
 FR 0
 INT 0
 PBU 0

Evan Francks, R-Fr.

TT 10 at Hofstra, 2007
 UT 2 (2) last at Hofstra, 2007
 AT 8 at Hofstra, 2007
 Sacks 1.0 ... at VMI, 2007
 TFL 1.0 ... at VMI, 2007
 FF 0
 FR 0
 INT 0
 PBU 0

Wes Steinman, R-Fr.

TT 5 at VMI, 2007
 UT 2 (3) last vs. UMass, 2007
 AT 3 (3) last at Maine, 2007
 Sacks 1.0 ... at VMI, 2007
 TFL 1.0 ... (2) last at Villanova, 2007
 FF 0
 FR 0
 INT 0
 PBU 0

Defensive Backs

Derek Cox, Jr. (CB)

TT 14 at Liberty, 2006
 UT 9 at Liberty, 2006
 AT 5 at Liberty, 2006
 Sacks 0
 TFL 1.0 ... vs. UMass, 2007
 FF 1 vs. Towson, 2005
 FR 1 (2) last vs. Maine, 2006
 INT 2 vs. Towson, 2007
 PBU 3 (2) last vs. Towson, 2007

David Caldwell, So. (SS)

TT 15 at VMI, 2007
 UT 10 vs. Towson, 2007
 AT 10 at Hofstra, 2007
 Sacks 0
 TFL 1.5 ... at VMI, 2007
 FF 1 at VMI, 2007
 FR 0
 INT 1 (2) last vs. Liberty, 2007
 PBU 1 (3) last vs. UMass, 2007

Max Harris, So. (CB)

TT 11 vs. Liberty, 2007
 UT 7 vs. Liberty, 2007
 AT 5 at Maine, 2007
 Sacks 0
 TFL 0.5 ... vs. Delaware, 2007
 FF 1 vs. VMI, 2006
 FR 1 vs. Villanova, 2006
 INT 0
 PBU 1 (2) last at VT, 2007

Robert Livingston, So. (FS)

TT 10 vs. Delaware, 2007
 UT 6 (3) last at Hofstra, 2007
 AT 5 (2) last vs. Liberty, 2007
 Sacks 0
 TFL 0.5 ... at Villanova, 2007
 FF 0
 FR 0
 INT 0
 PBU 4 vs. Towson, 2007

David Houff, Jr. (DB)

TT 6 (2) last vs. Towson, 2007
 UT 6 at Towson, 2006
 AT 4 at Liberty, 2006
 Sacks 0
 TFL 0
 FF 0
 FR 0
 INT 1 at Towson, 2006
 PBU 1 at Towson, 2006

Michael Alvarado, R-Fr. (Safety)

TT 3 (2) last at VMI, 2007
 UT 2 (3) last vs. Liberty, 2007
 AT 1 (2) last at VMI, 2007
 Sacks 0
 TFL 1.0 ... at VMI, 2007
 FF 0
 FR 0
 INT 0
 PBU 0

Terrell Wells, Fr.

TT 4 at Virginia Tech, 2007
 UT 3 vs. Towson, 2007
 AT 3 at Virginia Tech, 2007
 Sacks 0
 TFL 0
 FF 0
 FR 1 vs. Delaware, 2007
 INT 0
 PBU 0

Career Statistics



Quarterbacks

#11, Jake Phillips' Career Stats

Year	G/S	Eff.	At-Co-In	Pct.	Yds	TD	Lg	Av/G	Rush	Yds	Avg.	TD	Lg	Av/G
2005	10/6	145.8	192-123-7	64.1	1564	12	47	156.4	71	183	2.6	8	17	18.3
2006	7/5	102.6	141-70-3	49.6	763	5	46	109.0	51	67	1.3	1	13	9.6
2007	9/9	140.7	269-153-6	56.9	2240	15	73	248.9	77	178	2.3	4	20	19.8
Totals	26/20	133.4	602-346-16	57.5	4567	32	73	175.7	199	428	2.2	13	20	16.5

#10, Mike Potts' Career Stats

Year	G/S	Eff.	At-Co-In	Pct.	Yds	TD	Lg	Av/G	Rush	Yds	Avg.	TD	Lg	Av/G
2004	3/0	102.1	17-7-0	41.2	84	1	32	28.0	1	-5	-5.0	0	0	-1.3
2005	7/5	132.2	127-78-2	61.4	842	7	49	120.3	18	-36	-2.0	0	3	-5.1
2006	9/7	126.8	216-124-7	57.4	1559	10	76	173.2	9	-29	-2.1	1	3	-3.2
2007	5/0	116.3	37-22-0	59.5	211	1	21	42.2	1	-9	-9.0	0	0	-1.8
Totals	24/12	126.5	397-231-9	58.2	2696	19	76	112.3	29	-79	-3.6	1	3	-3.3

Running Backs

#8, DeBrian Holmes' Career Stats

Year	G/S	Att	Yds	Avg.	TD	Lg	Av/G	Rec	Yds	Avg.	TD	Lg	Av/G
2005	11/0	56	304	5.4	1	27	27.6	16	121	7.6	1	19	11.0
2006	11/0	44	225	5.1	1	25	20.5	18	110	6.1	0	24	10.0
2007	3/3	49	191	3.9	5	20	63.7	4	40	10.0	0	18	13.3
Totals	25/3	149	720	4.8	7	27	28.8	38	271	7.1	1	24	10.8

#25, Courtland Marriner's Career Stats

Year	G/S	Att	Yds	Avg.	TD	Lg	Av/G	Rec	Yds	Avg.	TD	Lg	Av/G
2007	7/5	94	408	4.3	1	25	58.3	7	5	0.7	1	16	0.7

#5, Tony Viola's Career Offensive Stats

Year	G/S	Att	Yds	Avg.	TD	Lg	Av/G	Rec	Yds	Avg.	TD	Lg	Av/G
2004	13/0	12	76	6.3	0	35	5.8	0	0	0.0	0	0	0.0
2005	11/0	30	183	6.1	1	26	16.6	1	18	18.0	1	18	1.6
2006	10/0	12	53	4.4	0	11	5.3	1	-6	-6.0	0	0	-0.6
2007	8/1	62	207	3.3	4	12	25.9	4	18	4.5	0	10	2.2
Totals	42/1	116	519	4.5	5	35	12.4	6	30	5.0	1	18	0.7

#33, Thomas Schonder's Career Stats

Year	G/S	Att	Yds	Avg.	TD	Lg	Av/G	Rec	Yds	Avg.	TD	Lg	Av/G
2007	8/0	35	143	4.1	1	29	17.9	2	16	8.0	0	12	2.0

#23, Terrence Riggins' Career Stats

Year	G/S	Att	Yds	Avg.	TD	Lg	Av/G	Rec	Yds	Avg.	TD	Lg	Av/G
2007	1/0	5	11	2.2	1	4	11.0	0	0	0.0	0	0	0.0

Matt Otey's Career Stats

Year	G/S	Att	Yds	Avg.	TD	Lg	Av/G	Rec	Yds	Avg.	TD	Lg	Av/G
2004	13/0	2	6	3.0	0	5	0.5	2	4	2.0	1	3	0.3
2005	10/1	0	0	0.0	1	0	0.0	2	5	2.5	2	3	0.5
2006	7/2	0	0	0.0	0	0	0.0	1	2	2.0	1	2	0.3
2007	6/0	0	0	0.0	0	0	0.0	1	10	10.0	0	10	1.7
Totals	36/3	2	6	3.0	1	0	0.2	6	21	3.5	4	10	0.6

#45, Graham Falbo's Career Stats

Year	G/S	Att	Yds	Avg.	TD	Lg	Av/G	Rec	Yds	Avg.	TD	Lg	Av/G
2004	2/0	0	0	0.0	0	0	0.0	0	0	0.0	0	0	0.0
2005	6/0	0	0	0.0	0	0	0.0	0	0	0.0	0	0	0.0
2006	Did Not Play												
2007	9/2	0	0	0.0	0	0	0.0	5	24	4.8	0	10	2.7
Totals	17/2	0	0	0.0	0	0	0.0	5	24	4.8	0	10	1.4

#43, Jimmy Hobson's Career Stats

Year	G/S	Att	Yds	Avg.	TD	Lg	Av/G	Rec	Yds	Avg.	TD	Lg	Av/G
2007	8/0	2	8	4.0	0	4	1.0	0	0	0.0	0	0	0.0

Wide Receivers/Tight Ends

#27, Joe Nicholas' Career Stats

Year	G/S	Rec	Yds	Avg.	TD	Lg	Av/G	Rush	Yds	Avg.	TD	Lg	Av/G
2004	14/13	66	799	12.1	6	51	57.1	2	18	9.0	0	15	1.3
2005	10/10	52	731	14.1	5	49	73.1	1	-3	-3.0	0	0	-0.3
2006	11/11	41	597	14.6	8	76	54.3	0	0	0.0	0	0	0.0
2007	5/3	7	151	21.6	1	43	30.2	0	0	0.0	0	0	0.0
Totals	40/37	166	2278	13.7	20	76	57.0	3	15	5.0	0	15	0.4

#2, Elliott Mack's Career Stats

Year	G/S	Rec	Yds	Avg.	TD	Lg	Av/G	Rush	Yds	Avg.	TD	Lg	Av/G
2005	10/1	21	371	17.7	4	47	37.1	2	21	10.5	0	29	2.1
2006	10/3	20	225	11.2	2	32	22.5	7	61	8.7	0	27	6.1
2007	9/7	31	520	14.2	4	73	57.8	3	-1	-0.3	0	19	-0.1
Totals	29/11	72	1116	15.5	10	73	38.5	12	81	6.8	0	29	2.8

#16, R.J. Archer's Career Stats

Year	G/S	Rec	Yds	Avg.	TD	Lg	Av/G	Rush	Yds	Avg.	TD	Lg	Av/G
2006	11/7	30	489	16.3	0	46	44.5	1	15	15.0	0	15	1.4
2007	9/6	29	339	11.7	0	34	37.7	1	-1	-1.0	0	0	-0.1
Totals	20/13	59	828	14.0	0	46	41.4	2	14	7.0	0	15	0.7

#89, Eric Robertson's Career Stats

Year	G/S	Rec	Yds	Avg.	TD	Lg	Av/G	Rush	Yds	Avg.	TD	Lg	Av/G
2006	4/0	0	0	0.0	0	0	0.0	0	0	0.0	0	0	0.0
2007	8/0	7	90	12.9	0	21	11.2	0	0	0.0	0	0	0.0
Totals	12/0	7	90	12.9	0	21	7.5	0	0	0.0	0	0	0.0

#81, Cameron Dohse's Career Stats

Year	G/S	Rec	Yds	Avg.	TD	Lg	Av/G	Rush	Yds	Avg.	TD	Lg	Av/G
2007	9/6	24	461	19.2	5	43	51.2	0	0	0.0	0	0	0.0

#3, Marshall Dill's Career Stats

Year	G/S	Rec	Yds	Avg.	TD	Lg	Av/G	Rush	Yds	Avg.	TD	Lg	Av/G
2007	2/0	4	28	7.0	0	9	14.0	0	0	0.0	0	0	0.0

#88, Terreon Conyers' Career Stats

Year	G/S	Rec	Yds	Avg.	TD	Lg	Av/G	Rush	Yds	Avg.	TD	Lg	Av/G
2007	2/0	1	7	7.0	0	7	3.5	0	0	0.0	0	0	0.0

#4, D.J. McAulay's Career Stats

Year	G/S	Rec	Yds	Avg.	TD	Lg	Av/G	Rush	Yds	Avg.	TD	Lg	Av/G
2005	9/0	2	49	24.5	0	39	5.4	1	-4	-4.0	0	0	-0.4
2006	8/3	21	307	14.6	2	49	38.4	4	39	9.8	0	27	6.1
2007	1/1	7	162	23.1	1	40	162.0	1	6	6.0	0	6	6.0
Totals	18/4	30	518	17.3	3	49	28.8	6	41	6.8	0	27	2.3

#86, Drew Atchison's Career Stats

Year	G/S	Rec	Yds	Avg.	TD	Lg	Av/G
2005	4/0	0	0	0.0	0	0	0.0
2006	11/5	12	183	15.2	2	57	16.6
2007	9/9	32	453	14.2	4	50	50.3
Totals	24/14	44	636	14.5	6	57	26.5

#98, Rob Varno's Career Stats

Year	G/S	Rec	Yds	Avg.	TD	Lg	Av/G
2006	11/0	0	0	0.0	0	0	0.0
2007	9/0	11	115	10.5	0	32	12.8
Totals	20/0	11	115	10.5	0	32	5.8