



# WILLIAM & MARY

**GAME 11: Richmond • Saturday, Nov. 17, 2007 • Noon • Richmond, Va. • UR Stadium**



## Game Day Information

WILLIAM AND MARY "TRIBE" (4-6, 2-5 CAA) AT #7 RICHMOND "SPIDERS" (8-2, 6-1 CAA)

**Kickoff:** Noon, Saturday, Nov. 17, 2007

**Site:** University of Richmond Stadium (21,319, Natural Grass)

**TV:** Comcast SportsNet Mid-Atlantic (Cox Cable Channel 35, DirectTV Channel 629)

**Radio:** 11:30 a.m. - Tribe Football Radio Network, including [www.TribeAthletics.com](http://www.TribeAthletics.com) (See next page).

**All-Time Series:** W&M leads, 59-52-5 (See series history on page four).

**All-Time Series in Richmond:** W&M leads, 39-32-5

**Last Meeting:** Nov. 18, 2006; UR won, 31-14, in Williamsburg.



[www.tribeathletics.com/gameday.html](http://www.tribeathletics.com/gameday.html)

## First and 10

The I-64 Trophy is on the line Saturday at UR Stadium, as William and Mary and Richmond meet for the 117th time. The Tribe owns a 59-52-5 advantage in the series, which began in 1898, but the Spiders have won back-to-back games in the rivalry for the first time since winning three-straight from 1971-73. In terms of games played, the W&M-UR rivalry ranks fourth in the history of college football on the Division I or I-AA level, tying the Minnesota-Wisconsin series and trailing only Lafayette-Lehigh (142), Yale-Princeton (130) and Harvard-Yale (123). W&M is 9-5 against Richmond since the two became league opponents in 1993, and the College is 19-8 against the Spiders under Jimmie Laycock. W&M enters Saturday's game having dropped three-straight, all against ranked opponents, including a 55-34 loss to James Madison in the Tribe's home finale. Richmond claimed the CAA Southern Division title last weekend with a 62-56 victory in five overtimes at Delaware, and the Spiders are the league's hottest team having won five consecutive games since a 23-21 loss at Towson on Oct. 6. Richmond can earn at least a share of the overall CAA title with a victory, and the Spiders would be the league's outright champion and earn an automatic bid to the NCAA FCS Championship with a win and a Massachusetts loss at Hofstra on Saturday.

## Table of Contents

Media Information.....	2
W&M Football Radio Network.....	2
W&M Sports Information Staff.....	2
Projected Depth Chart and Start Chart.....	3
This Week's Opponent: #7 Richmond.....	4
Tale of the Tape.....	4
W&M Football Quick Facts.....	5
W&M Football Game Notes.....	5
The Tribe in 2007.....	6
Scouting the 2007 Opponents.....	6
CAA Football Information.....	7
National Rankings.....	8
Tribe Football Record Watch.....	9-10
Tribe Season Honor Roll.....	11
Head Coach Jimmie Laycock.....	12
W&M Football Rosters.....	13-14
Season Game-By-Game Starters.....	15
Tribe in the Red Zone.....	15
W&M Single-Game Highs.....	16
Opponent Single-Game Highs.....	17
Long Plays of the Season.....	17
Top Offensive Performances.....	18
Scoring Drives Chart.....	19
The Last Time It Happened.....	20
W&M Single-Game Records.....	21
Game-By-Game Results.....	22
Quarterback Club Awards.....	27
Individual Career-Highs.....	28
Career Statistics.....	30
2007 Season Statistics.....	31

## 2007 Tribe Schedule

Date	Opponent	Score/Time
Aug. 30	#19 DELAWARE*	L/49-31
Sept. 8	at VMI	W/63-16
Sept. 15	LIBERTY	W/48-41 (2OT)
Sept. 22	at #17 Virginia Tech	L/44-3
Sept. 29	TOWSON*	W/27-22
Oct. 6	at Villanova*	L/63-24
Oct. 13	at Maine*	W/21-20
Oct. 27	#4 MASSACHUSETTS*	L/48-34
Nov. 3	at #20 Hofstra*	L/38-14
Nov. 10	#16 JAMES MADISON*	L/55-34
Nov. 17	at #7 Richmond*	Noon

\*CAA Football conference game

## 2007 Spiders' Schedule

Date	Opponent	Score/Time
Sept. 1	at Vanderbilt	L/41-17
Sept. 8	at Northeastern*	W/49-14
Sept. 22	at Bucknell	W/45-14
Sept. 29	#11 NEW HAMPSHIRE*	W/45-38
Oct. 6	at Towson*	L/23-21
Oct. 13	STONY BROOK	W/42-0
Oct. 20	RHODE ISLAND*	W/38-6
Oct. 27	at #6 James Madison*	W/17-16
Nov. 3	#23 VILLANOVA*	W/35-27
Nov. 10	at #6 Delaware*	W/62-56 (5 OT)
Nov. 17	WILLIAM & MARY*	Noon

\*CAA Football conference game

## The Coaches

### Jimmie Laycock

Alma Mater, Year: William and Mary, 1970  
 W&M Record: 182-133-2 (28th season)  
 Career Record: Same  
 Career vs. UR: 19-8

### Dave Clawson

Alma Mater, Year: Williams, 1989  
 UR Record: 26-19 (Fourth season)  
 Career Record: 55-48 (Ninth season)  
 Career vs. W&M: 2-1



# Media Information



## W&M Media Relations Staff

Pete Clawson (Primary Football Contact)  
Assistant A.D., Media Relations  
(O) 757-221-3369 (E) pmclaw@wm.edu

Mark Hoskins (Secondary Football Contact)  
Associate Sports Information Director  
(O) 757-221-3344 (E) mjhosk@wm.edu

Kris Sears (Associate SID)  
(O) 757-221-3368 (E) kasear@wm.edu

Rob Turner (Associate SID)  
(O) 757-221-3370 (E) rrtun@wm.edu

Jake Skipper (Intern)  
(O) 757-221-3344 (E) jskip@wm.edu

**Zable Stadium Press Box Phone:** 757-221-3414

**Sports Information Fax:** 757-221-3412

**Web Site:** www.TribeAthletics.com

### Mailing Address:

751 Ukrop Way  
Williamsburg, VA 23185

## Weekly CAA Football Coaches Call

Every Monday from Aug.27-Nov. 19, the CAA Football coaches will hold a teleconference for the media from 10:00-12:10pm (eastern time). Each coach will have a 10-minute slot to discuss his team and answer questions from the media. Members of the media are strongly encouraged to participate in the questioning. For the access number and password contact Scott Meyer in the CAA office at (804) 754-1616, x20.

- 10:00 CAA Football update
- 10:10 Dave Clawson, Richmond
- 10:20 Jimmye Laycock, William & Mary
- 10:30 Andy Talley, Villanova
- 10:40 Rocky Hager, Northeastern
- 10:50 Mickey Matthews, James Madison
- 11:00 Jack Cosgrove, Maine
- 11:10 Don Brown, Massachusetts
- 11:20 Tim Stowers, Rhode Island
- 11:30 K.C. Keeler, Delaware
- 11:40 Sean McDonnell, New Hampshire
- 11:50 Dave Cohen, Hofstra
- 12:00 Gordy Combs, Towson

## CAA Football Press Box Phone Numbers

Delaware	302-831-6199/302-831-2186
Hofstra	516-463-5247
James Madison	540-568-6521
Maine	207-581-1049
Massachusetts	413-545-3550
New Hampshire	603-862-2585
Northeastern	617-566-5956
Rhode Island	401-874-4616
Richmond	804-355-6110
Towson	410-704-3102
Villanova	610-519-5290
William and Mary	757-221-3414

## Interviews

All requests for interviews must be directed through the Sports Information Office. Players are available Monday morning until noon Thursday. Please call either Pete Clawson, or Mark Hoskins, with interview requests.

## Weekly Press Conference

A press conference with head coach Jimmye Laycock will be held every Tuesday at noon at the Hospitality House in Williamsburg. Lunch is served around noon, followed by opening remarks and a question and answer session with Coach Laycock. Interviews with selected players will follow the luncheon. Please confirm your attendance with Pete Clawson in the Sports Information Office at least 24 hours in advance.

## Game Credentials

Please make all press and photo requests at least one week in advance. Tickets and parking passes can be mailed with one week's notice. If not, tickets can be picked up, with proper credentials, at the Will Call Window at Zable Stadium on the morning of the game. **\*\*PARKING PASSES CANNOT BE LEFT AT WILL CALL\*\***

## Press Parking

Parking for members of the working press is available just southeast of Zable Stadium in front of the University Center. Parking is limited and media members are encouraged to arrive early.

## Photographers

Please observe the NCAA rules, which prohibit photographers between the 25 yard lines.

## Press Box Services

Located atop the East grandstand of Zable Stadium at Cary field, the press box officially opens two hours prior to kickoff. Pregame notes, flip cards and programs will be available prior to the start. Complete halftime statistics, as well as final team and individual statistics, are available immediately following the game.

## Radio

Visiting radio lines may be rented through the Sports Information Office at a cost of \$75 per line. The radio booth for the visiting team is located at the south end of the press box on the lower level. Radio stations should make arrangements with the Sports Information Office at least a month in advance. Requests for the line will be honored on a first-come, first-served basis.

## Visiting Film Crews

Space will be allotted in the West Press Box for film and video crews of visiting teams' coaches' shows. We will provide two spots per team.

## Post-Game Procedures

Head coach Jimmye Laycock and the visiting coach will be available about 10 minutes after the game in an interview area located directly below the press box. Individual W&M players' names should be given to Pete Clawson during the fourth quarter and they will be made available in the interview room.

## The William and Mary Football Radio Network

The W&M Athletics Department is in its second year of a partnership for the Tribe Radio Network with local stations, 92.3 FM "The Tide" and 107.9 FM "WBACH", as the network's Co-Flagships.

"We are extremely excited to be teaming up with Tribe Athletics," said Tom Davis, the President of Davis Media LLC. "We look forward to enhancing the broadcasts and broadening the reach of the games to the many fans throughout Tidewater Virginia."

The partnership provides the College with solid coverage of the peninsula, as the station's combined footprint reaches from eastern areas of Richmond to the western parts of Norfolk. Tribe fans in Richmond will also be able to catch the action on 1450AM WCLM, which returns for its third season as an affiliate. Also, as usual, long-standing network member WBRG, AM 1050 of Lynchburg is back to carry all the action for 2007.

In addition to the radio coverage, all broadcasts can be heard live on the web at [www.TribeAthletics.com](http://www.TribeAthletics.com), free of charge.

The College's long-standing broadcast team of team of Jay Colley and Bob Sheeran remain in place to deliver all the action of Tribe football over the airwaves.

### William and Mary Radio Network Affiliates

"The Tide"	92.3 FM	Williamsburg
WBACH	107.9 FM	Williamsburg
WBRG	1050 AM	Lynchburg
WCLM	1450 AM	Richmond





# Depth Chart

## Offensive Depth Chart: Richmond Game

Pos.	No.	Name	Elg.	Ht.	Wt.	Notes
WR	2	Elliott Mack	JR	6-0	200	Second 100-yard game of season vs. JMU with 128 yards and TD
	89	Eric Robertson	SO	6-2	190	Two receptions for 34 yards vs. UMass
WR	16	R.J. Archer	SO	6-2	222	At least one reception in 21-straight games; First career TD vs. JMU
	88	Terreon Conyers	RF	5-11	190	One catch for seven yards this season
WR	81	Cameron Dohse	RF	6-0	186	Held to just one reception for seven yards against JMU
	3	Marshall Dill	RF	5-10	186	Season and career-highs in receptions (3) and yards (24) at Villanova
TE	86	Drew Atchison	SR	6-7	250	Tied for team lead with five touchdown receptions
	98	Rob Varno	SO	6-5	225	Career and season-high three receptions at Maine
LT	67	Brent Cochran	SR	6-5	306	Two-year returning starter with 30-straight starts
	63	Keith Hill	RF	6-4	312	Saw extended action in the second half at Villanova
LG	79	Michael Grant	JR	6-5	287	Started first 10 games of his career at left guard this season
	72	Justin Oliver	SR	6-4	286	Started 11 games at guard last season after missing all of '05
C	53	Luke Hiteshew	JR	6-1	290	Started 10 games at center this season after starting at guard in '06
	75	Eric O'Brien	JR	6-1	262	Moved to offensive line from defensive line during '06 spring practice
RG	56	C.J. Muse	SO	6-4	310	Has started 12 consecutive games at guard
	51	Tim Kelley	SR	6-2	300	Reserve center last season with action in three games
RT	63	Keith Hill	RF	6-4	312	Saw extended playing time vs. JMU in place of injured Brad Stewart
	77	Jake Marcey	FR	6-4	280	True freshman member of the travel squad
QB	11	Jake Phillips	JR	6-3	219	Passed for three touchdowns against JMU
	10	Mike Potts	SR	6-4	226	Thrown a TD pass in each of the last two games
TB	25	Courtland Marriner	RF	5-9	181	Recorded second touchdown reception in as many games vs. JMU
	23	Terrence Riggins	FR	6-1	220	Has scored a rushing touchdown in each of his first two career games

## Defensive Depth Chart: Richmond Game

Pos.	No.	Name	Elg.	Ht.	Wt.	Notes
DE	97	Adrian Tracy	SO	6-4	245	Eight total tackles, including solo TFL, at Hofstra
	58	Bryan Jean-Pierre	RF	6-3	245	Assisted on tackle for loss and broke up a pass attempt at Villanova
DT	93	Sean Lissemore	SO	6-4	271	Five total tackles, including three solo, vs. JMU
	40	Mike Stover	FR	6-3	255	Made first career start at Maine and recorded four total tackles
DT	95	C.J. Herbert	SO	6-3	262	Career-high nine total tackles at Hofstra
	66	Derek Toon	RF	6-3	280	Two unassisted tackles and three total vs. JMU
DE	39	T.J. O'Neill	SR	6-2	239	Six total tackles, five solo, and 2.0 tackles for loss vs. JMU
	92	Ryan Jones	SR	6-3	258	Forced a fumble and had one unassisted tackle for loss at VMI
MLB	44	Josh Rutter	JR	6-3	230	16 unassisted tackles and 22 total over the last two games
	50	Todd Reyher	JR	6-0	227	Season-high four total tackles at Virginia Tech; Three stops at Villanova
WLB	13	Evan Francks	RF	5-11	210	Nine total tackles, with five solo, and assisted TFL vs. JMU
	34	Chris Rojas	RF	5-11	200	Primarily seen special teams action this season
SLB	35	Ryan Horvath	SR	6-1	235	Five unassisted tackles vs. JMU
	48	Wes Steinman	RF	6-2	215	Assisted on three tackles in win at Maine; Two solo tackles vs. UMass
CB	9	Max Harris	SO	5-10	189	Seven total tackles with two unassisted stops at Maine
	38	Terrell Wells	FR	5-10	180	Season-high four total tackles with three assists at Virginia Tech
SS	6	David Caldwell	SO	5-11	205	Led team with 11 total tackles, eight solo, against JMU
	22	David Houff	JR	6-1	200	Recorded nine unassisted tackles in last two games (5 vs. TU, 4 at VU)
FS	17	Robert Livingston	SO	6-3	220	Collected nine total tackles, with six unassisted, at Hofstra
	26	Michael Alvarado	RF	6-0	198	One solo tackle at Hofstra
CB	37	Derek Cox	JR	6-1	193	Seven total tackles, including TFL and five solo, vs. JMU
	24	Ben Cottingham	RF	5-9	162	Career-high seven total tackles, including three solo, at Hofstra

## Special Teams Depth Chart: Richmond Game

Pos.	No.	Name	Elg.	Ht.	Wt.	Notes
PK/KO	80	Brian Pate	SO	5-9	175	Kicked a career-long 45-yard FG vs. UMass
	87	David Miller	RF	6-0	170	Team's starting punter
P	87	David Miller	RF	6-0	170	Averaging 35.6 yards per punt and has downed eight inside the 20
	80	Brian Pate	SO	5-9	175	Team's starting place-kicker
H	16	R.J. Archer	SO	6-2	222	First season as team's starting holder
LS	45	Graham Falbo	SR	6-0	235	First season as starting long snapper
SS	67	Brent Cochran	SR	6-5	306	Handles snapping on placement kicks; Third year as starter
KR	33	Thomas Schonder	RF	5-11	175	Six kickoff returns for 118 yards, including long of 23, vs. JMU
	38	Terrell Wells	FR	5-10	180	One kickoff return for 22 yards at Maine
PR	16	R.J. Archer	SO	6-2	222	Two punt returns for 10 yards, long of six, at Maine
	37	Derek Cox	JR	6-1	193	Season-high two punt returns at Virginia Tech for eight yards

## Start Chart

Offense	2007	Streak	Career
Joe Nicholas (WR)	3	-	37
Brad Stewart (OT)	10	32	32
Brent Cochran (OT)	10	30	30
Jake Phillips (QB)	10	10	21
Luke Hiteshew (OG)	10	10	19
R.J. Archer (WR)	8	2	15
Drew Atchison (TE)	10	11	15
C.J. Muse (OG)	10	12	12
Elliott Mack (WR)	7	6	12
Justin Oliver (OG)	-	-	11
Mike Potts (QB)	-	-	11
Michael Grant (OL)	10	10	10
Cameron Dohse (WR)	8	5	8
Courtland Marriner (TB)	6	6	6
D.J. McAulay (WR)	1	-	4
Matt Otey (FB)	-	-	3
DeBrian Holmes (TB)	3	-	3
Graham Falbo (FB)	2	-	2
Tony Viola (TB)	1	-	1

Defense	2007	Streak	Career
Josh Rutter (LB)	10	10	24
Derek Cox (CB)	10	10	22
C.J. Herbert (DT)	10	21	21
Adrian Tracy (DE)	10	21	21
Michael Pigram (LB)	8	-	19
David Caldwell (CB)	10	11	11
T.J. O'Neill (LB/DL)	6	5	10
Robert Livingston (FS)	10	10	10
Max Harris (CB)	10	10	10
Sean Lissemore (DL)	9	3	9
Ryan Horvath (LB)	6	3	6
Ryan Jones (DL)	5	-	5
David Houff (S)	4	-	4
Derek Toon (DL)	2	-	2
Evan Francks (LB)	2	2	2
Michael Stover (DL)	1	-	1
Sheldon Alexander (S)	1	-	1
Wes Steinman (LB)	1	-	1

## Longest Active Streaks

Brad Stewart (OT)	32
Brent Cochran (OT)	30
C.J. Herbert (DT)	21
Adrian Tracy (DE)	21
C.J. Muse (OL)	12
Drew Atchison (TE)	11
David Caldwell (DB)	11
Jake Phillips (QB)	10
Josh Rutter (LB)	10
Derek Cox (CB)	10
Robert Livingston (FS)	10
Max Harris (CB)	10
Luke Hiteshew (OL)	10
Michael Grant (OL)	10
Courtland Marriner (TB)	6
Elliott Mack (WR)	6
T.J. O'Neill (LB)	5
Cameron Dohse (WR)	5
Sean Lissemore (DT)	3
Ryan Horvath (LB)	3
Evan Francks (LB)	2
R.J. Archer (WR)	2

# This Week's Opponent



## Richmond Offense Depth Chart

WR	9	Jordan Mitchell	SO	6-0	185
	4	Jonathan Mayfield	RF	6-3	170
LT	54	Jared Decker	SO	6-5	280
	78	Brian Agnis	RF	6-4	320
LG	79	Matthew McCracken	SO	6-4	300
	74	Chris Kondorossy	SO	6-4	300
C	52	Derek Stoudt	SR	6-3	285
	65	Drew Lachenmayer	RF	6-3	290
RG	76	Aaron Miller	JR	6-5	300
	75	Evan Lehner	JR	6-3	310
RT	66	Michael Silva	SO	6-5	290
	78	Brian Agnis	RF	6-4	320
TE	87	Joe Monteverde	JR	6-6	255
	82	Joe Stewart	JR	6-4	245
	25	William Bischoff	SO	6-2	250
WR	1	Kevin Grayson	RF	6-3	190
	7	Scott Riddell	SO	6-3	210
FB	3	John Crone	JR	5-11	250
	35	Shawn White	JR	6-4	250
TB	22	Tim Hightower	SR	6-1	225
	32	Josh Vaughan	JR	6-0	235
	20	Justin Forte	SO	5-9	180
QB	11	Eric Ward	SO	6-3	195
	12	Will Healy	JR	5-11	185

## Richmond Defense Depth Chart

LE	2	Lawrence Sidbury	SO	6-4	260
	97	Adam Abramowitz	RF	6-4	230
NG	62	Bryan DeMoss	SR	6-3	270
	98	Parker Miles	SO	6-3	280
DT	55	Martin Parker	RF	6-3	260
	71	Jonathan Ashe	RF	6-1	280
RE	34	Pierre Turner	SO	6-1	235
	92	Casey Cooley	RF	6-3	225
OLB	45	Tyler Sullivan	RF	6-0	215
	39	Patrick Weldon	RF	6-2	190
MLB	6	Collin McConaghy	SO	6-0	225
	45	Tyler Sullivan	RF	6-0	215
OLB	31	Eric McBride	RF	6-2	210
	39	Patrick Weldon	RF	6-2	190
LCB	28	David Horton	SO	5-11	195
	29	Derek Hatcher	SO	5-9	185
SS	5	Stephen Howell	SR	6-1	205
	18	Michael Ireland	SO	6-1	200
FS	43	Andrew Harris	SR	6-4	200
	27	Brooks York	JR	5-11	190
RCB	24	Seth Williams	SO	5-10	180
	26	Justin Rogers	RF	5-10	165

## Richmond Special Teams Depth Chart

K	10	Andrew Howard	SO	6-0	170
	90	Brian Radford	SO	6-2	210
P	90	Brian Radford	SO	6-2	210
	48	Brett Weigand	SO	6-0	190
H	11	Eric Ward	SO	6-3	195
LS	87	Joe Monteverde	JR	6-6	255
KR	26	Justin Rogers	RF	5-10	165
	29	Derek Hatcher	SO	5-9	185
PR	29	Derek Hatcher	SO	5-9	185

## Tale of the Tape

Tribe vs. Spiders				
Pos.	W&M	UR		Pos.
WR & TE	6-3/218	6-1/195		DB
OF Backs	6-4/291	6-1/217		LB
OL & TE	6-0/216	6-3/256		DL
DL	6-4/259	6-5/285		OL/TE
LB	6-1/227	6-1/223		OF Backs
DB	6-0/202	6-3/210		WR/TE

\* Averages reflect those of starters only.

## All-Time Series With Richmond

Series Record: W&M leads, 59-52-5  
 Series Record in Williamsburg: W&M leads, 20-16  
 Series Record in Richmond: W&M leads, 39-32-5  
 Series Record at Neutral Sites: Richmond leads, 4-0  
 First Meeting: Nov. 19, 1898; UR won, 15-0, in Richmond.



## Last Five Series Meetings

Year	Date	Result	UR Score	W&M Score	Location
2002	Nov. 23	L	35	13	Williamsburg
2003	Nov. 21	W	21	59	Richmond
2004	Nov. 20	W	14	38	Williamsburg
2005	Nov. 19	L	41	7	Richmond
2006	Nov. 18	L	31	14	Williamsburg

## Richmond Series Notes

### For Old Times' Sake

Saturday's game between William and Mary and Richmond will mark the 117th meeting between the two schools in the "Oldest Rivalry in the South." The Tribe leads the all-time series 59-52-5. The teams first met in 1898, when Richmond shut out W&M, 15-0.

Over the last two years, the Spiders have outscored the College 72-21, winning last year's meeting, 31-14, in Williamsburg. Richmond's 41-7 win in 2005 stands as the most lopsided victory by Richmond in the series since 1916, when the Spiders defeated W&M, 48-0.

The last time UR won three consecutive games over the Tribe was from 1971 to 1973. Prior to last season, that stretch also marked the last time Richmond has won back-to-back games.

### Storied Rivalry

Only three other Division I-AA series have a longer history than that of William and Mary vs. Richmond. In fact, the Tribe and Spiders have met just as many times as the longest I-A series, Minnesota vs. Wisconsin. Saturday's game will be the 117th meeting between the schools.

Here is a look at the longest series in Division I (Entering 2007 season):

Rivalry	Games	First Met
Lafayette-Lehigh	142	1884
Yale-Princeton	129	1873
Yale-Harvard	123	1875
W&M-Richmond	116	1898
*Minnesota-Wisconsin	116	1890
*I-A teams		

## The Last Meeting - Richmond 31, William and Mary 14

WILLIAMSBURG (11/18/06) -- Richmond quarterback Eric Ward passed for two touchdowns, and Tim Hightower rushed and passed for a score to lead the Spiders to a 31-14 victory over William and Mary at Zable Stadium.

In the 116th meeting, Richmond won its second-straight in the series for the first time since 1973.

Ward completed 21 of 31 attempts for 174 yards. Hightower rushed for 46 yards on 15 carries, after providing the first points of the game on a 24-yard pass to Arman Shields.


Hightower's run gave the Spiders a 14-0 lead, before Ward's scoring pass to Desriveaux extended the advantage to 21-0. Andrew Harris' interception set up a Andrew Howard's 24-yard field goal as time expired in the half, giving Richmond a 24-0 lead.

Richmond tallied 228 yards of total offense in the opening half and held W&M to just 29 total yards and two first downs.

Ward's 3-yard scoring pass to Stewart at the 10:31 mark of the fourth pushed the lead to 31-0, before Tribe quarterback Jake Phillips accounted for two scores in the final seven minutes.

Phillips, who entered the game in the third quarter, threw a 10-yard touchdown pass to Joe Nicholas, and after the Tribe recovered an onside kick, Phillips scored on a 1-yard run.

Phillips finished with 107 yards on 9-of-12 passing and was the Tribe's leading rusher with 24 yards on seven attempts. Nicholas had four catches for 61 yards.



David Caldwell returns a kickoff vs. UR last season.

	1	2	3	4	Final
Richmond	7	17	0	7	31
William and Mary	0	0	0	14	14

## UR Series Notes Continued

### A Win over Richmond Would . . .

- Snap the Tribe's three-game losing streak and end a two-game slide against the Spiders.
- Prevent the Spiders from winning three consecutive games in the series for the first time since 1971-73. The previous two years marked the first time head coach Jimmye Laycock had lost back-to-back games in the series. In fact, prior to last year's loss, the last time W&M had lost more than three games to Richmond in the same decade was the 1980s. The Tribe has now lost four times this decade to UR, after losing only once in the 90s.
- Improve Laycock's record against Richmond to 20-8. Laycock's 19 total wins over Richmond are the most he has recorded against any league opponent. The only program Laycock has authored more wins against is Virginia Military Institute (25).
- End the Tribe's season with a win for the first time since 2003 and for only the second time since 1999, as the 2001 and 2004 seasons each ended with regular season wins over Richmond, before ending with playoff losses.
- Potentially prevent Richmond from winning the outright CAA title.
- Stand as the highest ranked opponent the College has beaten since dropping then No. 1 ranked New Hampshire, 42-10, at Zable Stadium in 2005. The last time the College beat a ranked opponent came last season, when the Tribe traveled to Towson, Md. and downed the then-No. 21 Tigers, 29-28.
- Move W&M's record to 5-6, a two-win improvement over last season's 3-8 final mark.
- Improve W&M's league mark to 3-5, which would also be a two-win improvement over last year's 1-7 league slate.
- Mark Laycock's 72nd career league victory (vs. 50 losses) and 183rd all-time win.



*Elliott Mack had five receptions for a career-high 128 yards against James Madison.*

### Some History

Since the two teams started meeting as conference opponents in 1993, the Tribe holds a solid 9-5 overall record vs. Richmond. W&M has won four of the seven conference games played at Zable Stadium and is 5-2 in UR Stadium. In the 14 total games the two have played as conference foes, the College has never scored less than seven points, while scoring more than 21 on eight occasions. Conversely, the Spiders have failed to score 21 points eight times, and have been held to less than 10 in two contests.

### Playing the Spoiler

W&M has the potential to throw a dent in Richmond's hopes to claim the outright CAA Football title. The Spiders come into the contest tied with UMass for the best conference record (6-1). A Richmond win, coupled with a UMass loss would give UR the title. Should both UMass and Richmond claim victories on Saturday, both would be recognized as Co-Champions, but only one can receive the conference's automatic bid. Since the two teams did not meet during the regular season, the league's "Out of Conference" tiebreaker comes into effect. Making a long story short, the two team's records vs. common opponents would be identical; both non-conference records would be the same; so the automatic bid would be decided in a conference call among the league's athletics directors, excluding UMass' and Richmond's – with input from the head coaches.

If both UMass and Richmond were to lose, then UMass would get the automatic bid, as its record vs. common opponents would be better, as UMass defeated W&M and Richmond would not have.

### Direct Connections

Having met 116 times previously, one would expect the two programs to have a good familiarity with each other. This year's rendition of the age-old rivalry is no different, as the two staffs have many close ties. Starting with Richmond Head Coach Dave Clawson, who spent a season sharing a staff room with current Tribe Defensive Coordinator Bob Shoop at Villanova. Shoop and Clawson were the defensive and offensive coordinators, respectively, for a Wildcat squad that captured the 1997 A-10 Title and made a run deep into the NCAA Playoffs.

Richmond defensive coordinator Russ Huesman spent 13 years as an assistant coach at the College (1985-97), spending the last two as the team's defensive coordinator. Huesman authored some of the most effective Tribe defenses in school history, as his 1996 unit finished the season second in the country in total defense and helped power the College to a league title and quarterfinal appearance in the NCAA Playoffs.

Spider defensive line coach David Legg also spent time on Laycock's staff, as he worked four years at the College as the defensive assistant between the 1991-94 seasons.

Perhaps the most familiar face to the current Tribe faithful would be Richmond Offensive Assistant, Josh Lustig, who was a four-year letterman for the College between 2001-05. As a wide receiver, Lustig was a member of two W&M league championship squads (2001, 2004) and was elected a team captain for the 2005 season.

## Statistical Breakdown

	W&M	UR
<b>SCORING</b>	<b>299</b>	<b>371</b>
Points per Game	29.9	37.1
<b>FIRST DOWNS</b>	<b>218</b>	<b>207</b>
Rushing	81	115
Passing	123	84
Penalty	14	8
<b>RUSHING YARDAGE</b>	<b>1212</b>	<b>2452</b>
Yards Gained	1499	2623
Yards Lost	287	171
Rushing Attempts	364	411
Average per Rush	3.3	6.0
Average per Game	121.2	245.2
Rushing Touchdowns	17	29
<b>PASSING YARDAGE</b>	<b>2717</b>	<b>1710</b>
Att-Comp-Int	336-194-6	263-160-8
Average per Pass	8.1	6.5
Average per Catch	14.0	10.7
Average per Game	271.7	171.0
Passing Touchdowns	20	13
<b>TOTAL OFFENSE</b>	<b>3929</b>	<b>4162</b>
Total Plays	700	674
Average per Play	5.6	6.2
Average per Game	392.9	416.2

## Tribe Quick Facts

Location: . . . . . Williamsburg, Va.  
 Founded: . . . . . 1693  
 Enrollment: . . . . . 5,500  
 Colors: . . . . . Green, Gold and Silver  
 President: . . . . . Gene R. Nichol  
 Chancellor: . . . . . Sandra Day O'Connor  
 Athletics Director: . . . . . Terry Driscoll  
 Stadium: . . . . . Walter J. Zable Stadium at Cary Field  
     Capacity: . . . . . 12,259  
     Surface: . . . . . FieldTurf Pro  
 NCAA Affiliation: . . . . . Division I FCS  
 Conference: . . . . . CAA Football Conference  
 2006 Record: . . . . . 3-8 (1-7 A-10)  
 Ticket Information: . . . . . (757) 221-3340  
 Website: . . . . . www.TribeAthletics.com

## Spiders' Quick Facts

Location: . . . . . Richmond, Va.  
 Founded: . . . . . 1830  
 Enrollment: . . . . . 2,950  
 Colors: . . . . . Red and Blue  
 President: . . . . . Dr. Edward L. Ayers  
 Athletics Director: . . . . . Jim Miller  
 Stadium: . . . . . UR Stadium  
     Capacity: . . . . . 21,319  
     Surface: . . . . . Natural Grass  
 NCAA Affiliation: . . . . . Division I FCS  
 Conference: . . . . . CAA Football (Southern)  
 2006 Record: . . . . . 6-5 (3-5, A-10)  
 Website: . . . . . www.richmondspiders.com  
 SID: . . . . . Mike DeGeorge  
     Office Phone: . . . . . (804) 287-6313  
     Email . . . . . mdegeorg@richmond.edu

# Game Notes



## The Tribe in 2007

Overall:	4-6
At home:	2-3
Away:	2-3
On grass:	1-1
On turf:	3-5
At night:	1-3
CAA Football overall:	2-5
CAA Football home:	1-3
CAA Football road:	1-2
By Month:	
August:	0-1
September:	3-1
October:	1-2
November:	0-2
When scoring first:	0-3
When opponent scores first:	4-3
When leading at half:	3-1
When trailing at half:	1-5
When tied at half:	0-0
When leading after 3 qtrs:	3-1
When trailing after 3 qtrs:	0-5
When tied after 3 qtrs:	1-0
When out-passing opponent:	3-4
When out-rushing opponent:	0-0
When out-gaining opp. (total off.):	3-1
When out-gained by opp.:	1-5
When leading TOP:	2-2
When trailing TOP:	2-4
With an individual 100-yd rusher:	1-0
With an individual 200-yd passer:	3-4
With opponent 100-yd rusher:	3-3
With opponent 200-yd passer:	2-3
When leading turnover ratio:	3-3
When trailing turnover ratio:	0-3

## Scouting 2007 Opponents This Week

**DELAWARE** (8-2, 5-2), at Villanova, 3:30 p.m.  
 Last Week: L, vs. Richmond, 62-56 (5 OT)

**VMI** (2-8), vs. The Citadel, Noon  
 Last Week: L, at Liberty, 73-34

**LIBERTY** (7-3), at Gardner-Webb, 3:30 p.m.  
 Last Week: W, vs. VMI, 73-34

**VIRGINIA TECH** (8-2), vs. Florida State, 3:30 p.m.  
 Last Week: W, vs. Florida State, 40-21

**TOWSON** (3-7, 1-6), at James Madison, 1:30 p.m.  
 Last Week: L, vs. Villanova, 14-12

**VILLANOVA** (6-4, 4-3), vs. Delaware, 3:30 p.m.  
 Last Week: W, at Towson, 14-12

**MAINE** (4-6, 3-4), at New Hampshire, Noon  
 Last Week: W, vs. Rhode Island, 35-0

**MASSACHUSETTS** (8-2, 6-1), at Hofstra, 1 p.m.  
 Last Week: W, vs. New Hampshire, 24-7

**HOFSTRA** (7-3, 4-3), vs. Hofstra, 1 p.m.  
 Last Week: L, at Northeastern, 35-31

**JAMES MADISON** (7-3, 5-2), vs. Towson, 1:30 p.m.  
 Last Week: W, at William and Mary, 55-34

**RICHMOND** (8-2, 6-1), vs. William and Mary, Noon  
 Last Week: W, at Delaware, 62-56 (5 OT)

## Grounded

W&M has fallen three times in the last five meetings with the Spiders and the one area, statistically, that jumps off the page is in the ground game. In the Tribe's three losses, it has rushed for a combined 96 yards on 75 attempts, an average of 1.3 yards per attempt. Conversely, Richmond has run for a combined 634 yards on 147 attempts, an average of 4.3 yards per attempt over the same span of games.

The Tribe's pair of wins (2003 and 2004) saw the ground game average 188 yards between the two games and average nearly 5.5 yards a carry.

Richmond brings the league's second-ranked rushing offense into this week's contest, as the Spiders are averaging 245.2 yards per game on the ground.

## Tribe Team Notes

### Tribe On Television Next Weekend

If you can't make it to the season finale at Richmond, which will be the 117th all-time meeting in a series that began in 1898, the game will be broadcast live by Comcast SportsNet Mid-Atlantic at Noon. The Spiders, ranked seventh in this week's FCS Top-25, and Tribe will stage the annual battle for the I-64 Trophy at UR Stadium.

Michael Reghi and Ray Brown (color) will have the call on the broadcast, which can be seen in the Williamsburg area on Cox Cable Channel 35, or throughout the Mid-Atlantic region on DirectTV Channel 629.

## Consistent Success

The W&M Athletics Department showed a Graduation Success Rate (GSR) of 96% among its student-athletes who entered school on athletics scholarships in the 2000-01 athletics year in data recently released by the NCAA.

The national average among all Division I schools was 77%. W&M's average of 96% ranked seventh in the nation, with four departments tied for the top spot with an average of 98%. The Tribe's average was the top in both the CAA and among all Division I Virginia schools.

The Tribe's football program showed a 96% GSR, which puts it well above the national average for the Football Championship Series (FCS) of 65%.

## Crowded

W&M sold out its final home contest vs. James Madison, announcing a crowd of 12,259. It was the fourth time in five games W&M attracted a five figure audience. The only exception was the Liberty (9,329).

Large crowds have been the norm at Zable over the past three seasons and with Saturday's sellout, nine of the school's last 11 home games have gone over the 10,000 mark in attendance.

Of the Tribe's top 10 crowds since 1997 (when the College readjusted its capacity figure for Zable from 15,000 to 13,279 – then reduced further to its current 12,259), seven have occurred over the past two seasons.

The Tribe's average attendance of 10,699 for the 2007 season is the highest yearly average since the 1997 season, edging last year's average of 10,645.

In terms of percentage of capacity, the College's average of .873 ranks in the top 25 amongst all FCS schools.

## Tough Stretch

The Spiders are the fourth of what was a brutal stretch of four-straight ranked opponents W&M faced to end the season. The Tribe has not played four-straight ranked opponents at any point since first joining its current league affiliation in 1993. The College is currently playing the nation's third-toughest schedule, in terms of overall combined opponent's winning percentage (.604).

## 30-Something

If the Tribe offense can produce 31 points against the Spiders, it will make the 2007 squad just the eighth team in head coach Jimmie Laycock's 28-year tenure to average 30 points, or better, for a season.

Currently, the College is averaging 29.9 points per contest, which is a significant improvement over the 2006 unit that managed just 209 points for the entire season (19 points per game).

By scoring 34 points vs. JMU, W&M has scored 21, or more, points in eight of its 10 games this season with the only exceptions being the 14-point wind-hindered effort at Hofstra and the team's three-point game at Virginia Tech.

The College has scored 31, or more, points in five of its nine FCS contests. Last season, the College breached the 20-point mark just three times in 11 games.

But, traditionally, the 2006 season was an aberration, as in the 170 games since the College first started conference play, the team has scored 20-plus points an amazing 124 times, or 73% of its total games.

## Rare

With Saturday's 55-34 loss to JMU, W&M was saddled with what will be a losing mark in league play for the third consecutive season. Prior to 2005, W&M hadn't posted a single sub-.500 record in league competition in the first 12 seasons as a conference member. In 2005, the Tribe finished the season with four consecutive league losses, a feat W&M can avoid a repeat of this season with a win at Richmond.



## Fresh Legs

W&M has a talented pair of freshman, in Courtland Marriner and Terrence Riggins, listed 1-2 on its depth chart at tailback. The Tribe hasn't featured a pair of freshman ball carriers since 1992. W&M faithful can be encouraged if history repeats itself in this instance, as the 1992 tandem of Derek Fitzgerald and Troy Keen turned out to be two of the most prolific rushers in school history. Fitzgerald and Keen finished one and three, respectively, on the College's all-time rushing yardage list.

What makes the comparisons even more striking, are the relative similarities in the physical stature of the two tandems. Fitzgerald, like Marriner, was a compact runner, with quickness to make cuts in the open field and the speed to finish runs, while Keen, like Riggins, was a large back, with the combination of speed and power that proved to be devastating in short yardage situations.

Marriner, a red shirt freshman, entered the season in the mix at the tailback position as the primary back up to junior DeBrian Holmes, while Riggins, a true freshman, made his first career appearance just two weeks ago, at Hofstra, carrying the ball five times for 11 yards. At 6-1, 225 pounds, Riggins found the end zone a second time in as many weeks against JMU and was the team's leading rusher with 39 yards on eight carries, including a 21-yard run.

Riggins had an impressive showing in the team's fall camp and was likely to compete for playing time before an ankle injury limited him for the first month of the season. Upon his healthy return, the staff split his time between the scout team and travel squad, where he continued to be impressive in workouts. His opportunity to play came when the team's second leading rusher, and primary short yardage back, senior Tony Viola went down with a season-ending illness.

Riggins became the third true freshman to see action this year, joining cornerback Terrell Wells and defensive tackle Michael Stover. Last season, the Tribe played only two first-year players in defensive backs Max Harris and David Caldwell. In 2005, two true freshman also saw playing time in linebacker Michael Pigram and wide receiver D.J. McAulay.

## Numbers Game

While much has been made of the youth on the Tribe's roster this season, with the most recent rash of injuries, the College has become even younger. Currently, half of the College's top 44 players in its current two-deep are either freshman or sophomores. The defense has 12 first or second year players, while the offense also has 12, including the two freshman starting at tailback and a five of the top six wide receivers.

## Injury Update

Much of the reason for the recent youthful influx comes due to the fact the squad has lost four starting upperclassmen to injury. The bug started at wide out, where the team's top returning receiver, Joe Nicholas, was injured in the preseason camp. While he did return to play in parts of five games, he was limited to the point where the decision was made for him to shut down after the Maine contest in what was the season's seventh contest. Speedy junior wide receiver D.J. McAulay was lost for the year in the fourth quarter of the season's first game against Delaware, after he caught seven passes for 162 yards and a score. Then, junior tailback DeBrian Holmes, who entered the year as a starter, went down with a broken ankle in the fourth quarter of the third game of the season vs. Liberty. Then, as previously mentioned, senior tailback Tony Viola was lost for year when he was diagnosed with a season ending illness after the team's loss to UMass. As of Monday afternoon, offensive tackle and team co-captain Brad Stewart was doubtful for Saturday's game at Richmond after sustaining a lower leg injury against JMU.

The defense has also been hit the last two games, as junior linebacker Mike Pigram was unable to make the trip to Hofstra and held out against JMU. The Tribe has also been without reserve linebackers Wes Steinman and Nick Dewispeleare.

## Head Start

James Madison's average starting field position Saturday was its own 48-yard line, while the Tribe's was its own 31. This marked the sixth time in 10 games that an opponent has averaged its own 40, or better, for an entire contest in starting field position (Villanova – 46; Liberty – 44; Va Tech – 42; UMass – 40).

## Well Schooled

One area the Tribe is consistently solid in, year-after-year, is avoiding penalties. Despite drawing an uncharacteristic six-flags vs. JMU for 65 yards, W&M is still second in the conference and 10th in the nation with an average of just 39.8 penalty yards per game.



*Redshirt freshman Evan Francks made his second start at linebacker vs. JMU and had nine total tackles.*

## CAA FOOTBALL CONFERENCE



### 2007 CAA Football Standings

South	CAA	Overall	H	A
Richmond	6-1	8-2	4-0	4-2
Delaware	5-2	8-2	5-1	3-1
James Madison	5-2	7-3	4-1	3-2
Villanova	4-3	6-4	4-0	2-4
<b>William and Mary</b>	<b>2-5</b>	<b>4-6</b>	<b>2-3</b>	<b>2-3</b>
Towson	1-6	3-7	2-3	1-4

North	CAA	Overall	H	A
Massachusetts	6-1	8-2	5-0	3-2
Hofstra	4-3	7-3	4-1	3-2
New Hampshire	3-4	6-4	3-1	3-3
Maine	3-4	4-6	3-2	1-4
Northeastern	2-5	3-7	2-3	1-4
Rhode Island	1-6	2-8	1-3	1-5

### Around CAA Football This Week

Saturday, Nov. 17	Time/TV
*Maine at New Hampshire	Noon
*Northeastern at Rhode Island	Noon
*William and Mary at Richmond	Noon/CSN
*Massachusetts at Hofstra	1 p.m.
*Towson at James Madison	1:30 p.m.
*Delaware at Villanova	3:30 p.m./CN8

### Last Week's CAA Football Results (Nov. 10)

- \*James Madison 55, William and Mary 34
- \*Richmond 62, Delaware 56 (5 OT)
- \*Villanova 14, Towson 12
- \*Maine 35, Rhode Island 0
- \*Massachusetts 27, New Hampshire 7
- \*Northeastern 35, Hofstra 31

### Last Week's CAA Football Players of the Week

Offense: Eric Ward, Richmond, QB  
 Defense: Jovan Belcher, Maine, LB  
 Tim Kukucka, Villanova, DL  
 Special Teams: Chris Koepplin, UMass, P  
 Rookie: Griff Yancey, James Madison, RB

# Game Notes



## National Rankings

### CAA Football in the National Polls

Sports Network (Nov. 12)	FCS Coaches (Nov. 12)
Richmond (7)	Massachusetts (7)
Massachusetts (8)	Richmond (8)
Delaware (9)	Delaware (9)
James Madison (14)	James Madison (13)
New Hampshire (20)	New Hampshire (19)
Hofstra (22)	Hofstra (22)

### Sports Network FCS Top 25 - Nov. 12 Poll

Team (First Place Votes)	Record	Last Week
1. Northern Iowa (70)	10-0	1
2. North Dakota State (23)	10-0	2
3. Montana (10)	10-0	3
4. McNeese State (3)	10-0	4
5. Southern Illinois	9-1	5
6. Appalachian State	8-2	7
7. Richmond	8-2	9
8. Massachusetts	8-2	8
9. Delaware	8-2	6
10. Delaware State	9-1	10
11. Yale	9-0	12
12. Eastern Kentucky	8-2	13
13. Wofford	8-3	15
14. James Madison	7-3	16
15. Eastern Washington	7-3	20
16. Georgia Southern	7-3	11
17. Youngstown State	7-4	21
18. Fordham	8-2	22
19. Grambling State	8-2	17
20. New Hampshire	6-4	14
21. Eastern Illinois	7-3	25
22. Hofstra	7-3	18
23. Alabama A&M	8-2	NR
24. Elon	6-4	19
25. Cal Poly	6-4	24

### FCS Coaches Top 25 - Nov. 12 Poll

Team (First Place Votes)	Record	Last Week
1. North Dakota State (17)	10-0	1
2. Northern Iowa (7)	10-0	2
3. Montana (4)	10-0	3
4. McNeese State	10-0	4
5. Southern Illinois	9-1	5
6. Appalachian State	8-2	7
7. Massachusetts	8-2	9
8. Richmond	8-2	8
9. Delaware	8-2	6
10. Delaware State	9-1	10
11. Yale	9-0	12
12. Eastern Kentucky	8-2	13
13. James Madison	7-3	15
14. Wofford	8-3	17
15. Eastern Washington	7-3	21
Youngstown State	7-4	20
17. Georgia Southern	7-3	11
18. Grambling State	8-2	16
19. New Hampshire	6-4	14
20. Eastern Illinois	7-3	22
21. Fordham	8-2	23
22. Hofstra	7-3	18
23. Alabama A&M	8-2	NR
24. Dayton	10-1	25
25. Harvard	7-2	NR

## Efficient

Despite holding the ball for a season low 24:18 vs. James Madison, the Tribe still produced 355 yards of total offense and averaged 6.3 yards per play on 59 offensive snaps.

W&M had no turnovers, which marks the third time this season the Tribe ended the game turnover free. W&M has had an additional three games which have seen it turn the ball over just once.

## Who Cares?

The College has run a total of 700 offensive plays this season, while its opponents have combined to run 699. The Tribe's 700 offensive plays have yielded a total of 3,929 yards, while its opponents have accumulated just 11 more total yards (3,940).

## Offensive Notes

### Quality Quarterback

For the third consecutive week, quarterback Jake Phillips faced one of the league's top defenses and was under tremendous pressure, but he still produced a solid performance, completing 14 of 24 attempts for 219 yards and three touchdowns. Phillips also tied for the team's lead in rushing yards, as he gained 40 on just seven attempts, but ended the game with 22 after yards lost on three sacks were subtracted.

The following are some bullet points, highlighting a few of his achievements to this point:

- He has thrown for 200-yards, seven times in 10 starts with six games of 240-yards, or more.
- He has thrown two, or more, touchdowns in seven of 10 games. The only two games in which he hasn't thrown a touchdown pass are at Virginia Tech and Hofstra.
- Phillips' total of 2,459 passing yards is third in the CAA and ninth nationally.
- His total of 18 touchdown passes is tied for second in the league and tied for 15th nationally.
- Phillips' average of 265.9 yards per game of total offense is fourth in the league and 18th nationally.
- He established the school's single-game record for passing yards, by throwing for 433 yards against Delaware.
- Phillips average of 14.74 yards per completion is the top figure among FCS quarterbacks who have connected on 140, or more, passes and the fourth-highest figure among all quarterbacks in the top 100 in total passing yards.
- He reached the 1,000-yard mark in just three games, making him the quickest to the figure in school history. The previous record was four and done many times.

## Productive

Phillips has now accounted for 22 total touchdowns (18 passing/four rushing) on the season and his average of 13.20 points responsible for a contest ranks 21st nationally.

For his career, he has produced a total of 48 total scores (35 passing, 13 rushing) in just 27 appearances, an average of 1.8 per game.

## Chart Climbing

Phillips' 219-yard passing effort vs. JMU moved his career total to 4,789 passing yards, the seventh-highest mark in school history. He is 919 yards shy of Shawn Knight's seventh-place career total of 5,705 yards (1991-94).

With three touchdown passes, Phillips has amassed 35 for his career, which is good for the No. 8 position on the Tribe's all-time list. He is two from moving past Buddy Lex (36, 1946-49) for seventh place.

His 241 yards of total offense against JMU moved his career total to 5,236 yards, which is the eighth-highest total in school history. He is presently 150 yards from passing Tom Rozantz (5,385 yards, 1975-78) for seventh.

He also ranks eighth on both the school's all-time pass completions (360) and passing attempts (626) listings.

**(See Phillips' progress on the career chart listings on page 10)**

## Courtland Marriner Continues To Impress

Redshirt freshman tailback Courtland Marriner is putting a solid finish on what has been an impressive debut as the team's featured tailback. By running for 32 yards on just 10 attempts vs. JMU, Marriner extended his team-leading rushing total to 440 yards. Marriner is going to finish the year as the first freshman to lead the team in rushing since Delmus Coley in 2003 (488 yards).

If Marriner were to run for 49, or more yards, at Richmond, he will finish with the most rushing yards for a Tribe freshman back since 1992, when Derek Fitzgerald set the school record for freshman with 835 yards on 175 carries.

Marriner has become more of a factor in the passing game the last two weeks, as he turned a screen pass into his first career touchdown reception at Hofstra, and then made a highlight reel grab against James Madison, using his remarkable speed on a diving 23-yard grab in the end zone.

His finest game rushing was a career-high 21 carry, 86-yard effort against UMass on Oct. 27. He followed that performance by slashing out 60 yards on 14 attempts against a Hofstra defense that entered the afternoon as the league's top rated unit. His career-high came in the second game of the year when he gained 107 yards on just 13 carries at VMI.





## Elliott Mack Also Enjoying Breakout Season

Speedy junior wide out Elliott Mack continues to provide the spectacular for the Tribe's attack, as he turned in a five-catch, 128-yard effort vs. James Madison. A 52-yard catch and run for a touchdown on the team's first drive highlighted his effort.

Mack leads the Tribe in receiving yards (648), catches (36) and touchdowns (5). His average of 64.8 yards receiving per game ranks seventh in the CAA, while his average of 18.0 yards per reception is the second highest figure in the league among receivers listed in the top 10 for either receptions or receiving yards per game.

On Oct. 6 at Villanova, Mack went over the 100-yard receiving mark, with a three-catch, 105-yard effort. His evening against the Wildcats was highlighted by an impressive 73-yard touchdown catch and run.

With the aforementioned injury to McAulay, Mack is now the team's most dangerous deep threat. He has turned in scoring plays of 73 and 61 yards already on the year, making him the first Tribe player since All-American Dominique Thompson (2004) to score on three 58-plus yard touchdown plays in the same season.

## Steady Archer

Sophomore wide out R.J. Archer has been a steady presence for the Tribe offense this season. Saturday evening against JMU, he led the team in receptions, with a career-high tying six, for 74 yards. But, the highlight of his game came in the fourth-quarter, when he hauled in a 24-yard touchdown from Mike Potts.

What made the play especially remarkable was, despite being one of the team's most productive players over the past two seasons playing in all 21 games, was the fact it was Archer's first career touchdown. Prior to the score, which came on his last catch of the game, Archer had 64 career receptions for 878 yards without reaching pay dirt.

With 98 receiving yards at Richmond, Archer will breach the 1,000-yard career mark. He has now caught at least one pass in all 21 of his career appearances.

## Elite Atchison

While senior tight end Drew Atchison had a relatively quiet game against JMU, he did pull down one impressive 18-yard scoring pass from Phillips. The grab moved him into a tie for the team lead with Mack and Cameron Dohse.

Atchison is third on the team with 33 receptions for 471 yards, which is the team's second-best total.

He could become only the second tight end in Laycock's 28-year tenure to lead the team in either receptions or receiving yards. Glenn Bodnar (1982-84) did both in 1984, establishing team position records for both single-season receptions (69) and receiving yards (757). The position record for single-season touchdowns is held by Mike Leach (1998-99), who had six touchdowns to go along with 58 catches for 653 yards in 1998.

Atchison has two 100-yard receiving games against Delaware (139) and Liberty (103). He contributed several big plays in the team's double overtime win vs. Liberty, but none bigger than his 15-yard, diving touchdown catch in the first overtime period. In fact, five of his six catches against the Flames were for 15-yards, or more. He also had one of the team's biggest offensive plays in the season opener with Delaware, as he brought down a 50-yard touchdown catch and run. His 139-yard effort stands as the best single-game performance for a Tribe tight end since Glenn Bodnar set the school's position record with a 183-yard performance vs. Colgate in 1983. Atchison's six-receptions against the Blue Hens are the most for a Tribe tight end since 1999, when current Denver Bronco, Mike Leach, had seven receptions for 64 yards in a 30-20 loss to James Madison.

Atchison has now caught a pass in 14 straight contests for the College. His last game without a reception came in the sixth game of last season at Liberty.

## Dohse's Debut Impressive

Despite just one catch for seven yards against JMU, red shirt freshman receiver Cameron Dohse has been one of the team's most pleasant surprises. Dohse's five touchdown receptions tie him for the team lead, while his total of 468 receiving yards is third and his 25 receptions rank fourth.

The Clifton, Va. native established career highs in both receptions (7), receiving yards (123) and touchdowns (2) against Maine prior. The performance earned him the CAA's Rookie of the Week honor.

It was the second consecutive outing that Dohse breached the 100-yard receiving mark, as he set short-lived career highs in catches (6) and receiving yards (117) at Villanova on Oct. 6 and included a 24-yard touchdown grab.

Few could have predicted that the 6-0, 186-pound product of Centreville High (Clifton, Va.) would have much of an opportunity to make an impact coming into the season, as the College appeared to be loaded at the position. But, a preseason injury to one incumbent starter, senior Joe Nicholas, and then a season ending injury to another featured receiver (D.J. McAulay) in the team's first game provided an opportunity that Dohse grabbed with both hands.

Dohse is averaging 18.7 yards/catch and each of his scoring grabs has been over 20 yards (22, 24, 27, 31, 33).

## Perspective

The last Tribe player to record back-to-back 100-yard receiving games was All-American wide receiver Dominique Thompson, who went for 118 and 185 yards in back to back games against Hampton and Delaware in the first and second rounds of the 2004 NCAA Playoffs.

Multiple-time All-American Rich Musinski was the last Tribe player to record three-straight 100-yard receiving games, as he put up four consecutive 100-yard efforts between the sixth and ninth games of the 2002 season.

## Tribe Record Watch (Through 10/27)

### Touchdown Receptions

1. Rich Musinski, 2000-03	31
2. Dave Conklin, 1996-99	27
3. Harry Mehre, 1985-88	26
4. <b>Joe Nicholas, 2004-</b> Mike Tomlin, 19991-94	<b>20</b> 20
6. Chris Rosier, 1997-2000	19
7. Vito Ragazzo, 1948-50	18
8. Josh Whipple, 1994-96	17
9. Dominique Thompson, 2001-04	16
10. Kurt Wrigley, 1980-82	15

### Receptions

1. Rich Musinski, 2000-03	223
2. Dave Conklin, 1996-99	190
3. Jeff Sanders, 1981-84	175
4. Chris Rosier, 1997-00	174
5. Michael Clemons, 1983-86	172
6. <b>Joe Nicholas, 2004</b>	<b>166</b>
7. Harry Mehre, 1985-88	161
8. Glenn Bodnar, 1982-84	145
9. Kurt Wrigley, 1980-82	141
10. Terry Hammons, 1991, 1993-95 Corey Ludwig, 1990-93	140 140

### Receiving Yards

1. Rich Musinski, 2000-03	4168
2. Dave Conklin, 1996-99	3269
3. Chris Rosier, 1997-00	2884
4. Harry Mehre, 1985-88	2748
5. Jeff Sanders, 1981-84	2352
6. Corey Ludwig, 1990-93	2349
7. <b>Joe Nicholas, 2004-</b>	<b>2278</b>
8. Terry Hammons, 1991, 1993-95	2134
9. Dominique Thompson, 2001-2004	2123
10. Mike Tomlin, 1991-94	2054

### Career 100-Yard Receiving Games

1. Rich Musinski, 1999-2003	21
2. David Conklin, 1995-1999	12
3. Chris Rosier, 1996-2000	8
Mark Compher, 1987-1990	8
5. <b>Joe Nicholas, 2004-</b> Josh Whipple, 1992-1996	<b>7</b> 7

# Game Notes

## Tribe Record Watch (Through 11/10)

### Passing Yards

1. Dave Corley, Jr., 1999-02	9805
2. Stan Yagiello, 1981-85	8249
3. Mike Cook, 1995-98	7295
4. Chris Hakel, 1988-91	7025
5. Lang Campbell, 2001-2004	6494
6. Shawn Knight, 1991-94	5705
7. <b>Jake Phillips, 2005-</b>	<b>4786</b>
8. Chris Garrity, 1979-81	4536
9. Tom Rozantz, 1975-78	4019
10. Dan Darragh, 1965-67	3361

### Total Offense

1. Dave Corley, Jr., 1999-02	10948
2. Stan Yagiello, 1981-85	8168
3. Mike Cook, 1995-98	7245
4. Lang Campbell, 2001-2004	7149
5. Chris Hakel, 1988-91	7058
6. Shawn Knight, 1991-94	6408
7. Tom Rozantz, 1975-78	5385
8. <b>Jake Phillips, 2005-</b>	<b>5236</b>
9. Bill Deery, 1972-74	4589
10. Chris Garrity, 1979-81	4320

### Passing Attempts

1. Stan Yagiello, 1981-85	1246
2. Dave Corley, Jr., 1999-02	1168
3. Chris Garrity, 1979-81	913
4. Mike Cook, 1995-98	872
5. Chris Hakel, 1988-91	869
6. Lang Campbell, 2001-2004	763
7. Tom Rozantz, 1975-78	696
8. <b>Jake Phillips, 2005-</b>	<b>626</b>
9. Shawn Knight, 1991-94	580
10. Dan Darragh, 1965-67	535

### Pass Completions

1. Stan Yagiello, 1981-85	737
2. Dave Corley, Jr., 1999-02	676
3. Mike Cook, 1995-98	540
4. Chris Hakel, 1988-91	523
5. Lang Campbell, 2001-2004	495
6. Chris Garrity, 1979-81	407
7. Shawn Knight, 1991-94	380
8. <b>Jake Phillips, 2005-</b>	<b>360</b>
9. Tom Rozantz, 1975-78	315
10. Dave Murphy, 1980-83	288

### Touchdown Passes

1. Dave Corley, Jr., 1999-02	73
2. Mike Cook, 1995-98	62
3. Lang Campbell, 2001-04	54
4. Stan Yagiello, 1982-85	51
5. Shawn Knight, 1991-94	46
6. Chris Hakel, 1988-91	43
7. Buddy Lex, 1946-49	36
8. <b>Jake Phillips, 2005-</b>	<b>35</b>
9. Dan Darragh, 1965-67	30
10. Chris Garrity, 1979-81	27

## Defensive Notes

### Short Handed

While the injury bug has made its biggest impact on the Tribe's offense this season, the defense has also taken a hit the past two games without the services of starting linebacker Michael Pigram. It was a particularly devastating blow to the squad in that Pigram was coming a career game against UMass on Oct. 28. The Tribe was also without the services of reserve linebacker Wes Steinman, who had started one game this season, at Hofstra, leaving redshirt freshman Evan Francks to make his first career start at linebacker. Francks again assumed the starting role against James Madison and turned in another solid outing with nine total tackles.

### Big Games From New Names

With the general youth and inexperience on the defensive side of the ball heading into the season, the opportunity to step into new roles and make an impact has been present throughout the fall. With some injuries over the last two weeks, the games at Hofstra and against James Madison were no different, as a number of young players took advantage of increased playing time to contribute.

Starting in place of Pigram, redshirt freshman linebacker Evan Francks made his first career start and recorded a career-best 10 total tackles at Hofstra, including an assist on a TFL and two solos. Saturday against JMU, Francks was named the coaching staff's defensive player of the week after recording nine total tackles, including five unassisted.

Redshirt freshman corner Ben Cottingham saw extended time in the secondary at Hofstra, after primarily contributing on special teams, and responded with a career-high seven total tackles, including three unassisted.

Against JMU, reserve safety Sheldon Alexander stepped in for injured free safety Robert Livingston and recorded a career-best seven total tackles with four solo stops.

### Statistically Speaking From JMU Game

As mentioned, sophomore safety Sheldon Alexander collected a career-best seven total tackles against the Dukes. Senior defensive lineman T.J. O'Neill was credited with a career-best 2.0 tackles for loss. Junior linebacker Josh Rutter matched his career-high with eight unassisted tackles. For the sixth time in 10 games, sophomore David Caldwell led, or shared the team lead, in tackles with 11.

### Pigram's Performance Worth Noting

Junior linebacker Michael Pigram led the defensive effort vs. UMass with an individual performance that ranks among the best in recent years for a Tribe defender. Pigram recorded a career-high 14 total tackles, including 10 unassisted stops, recovered a fumble and returned it 62 yards for a touchdown, recorded his first-career interception and also had his first career quarterback sack.

Pigram's 62-yard fumble return for a touchdown was the longest fumble return for a touchdown since Mike Beverly's 46-yard return for a score against VMI in 1998. The last player to have a fumble recovery and an interception in the same game was Jon Shaw in 2005 against Richmond. The last player to score a defensive touchdown and have a quarterback sack in the same game was Ryan Nickell against Towson, also in 2005.

On the strength of his performance against UMass, Pigram brought his season total for tackles to 66, which is just three shy of his career-high, 11-game total of 69 last season.

### Third Down Success A Winning Trend

In the Tribe's four victories this season, opponents have converted 30.2% of their third-down attempts (16-for-53). Conversely, in the Tribe's six losses, opponents have had a 52.4% success rate on third downs (44-for-84), including a 9-for-15 effort by Hofstra and a 8-for-13 performance by JMU.

### Youth Movement on Defense

A look at the Tribe's roster reveals only three seniors on the defensive side of the ball, while a glance at the two deep shows nine redshirt or true freshmen and an additional eight redshirt or true sophomores. This season, eight defensive players have made their first career start, including most recently redshirt freshman Evan Francks against Hofstra, and true freshman tackle Michael Stover who started at Maine. An additional 10 players have seen the playing field for the first time this season. Six sophomores have started, and the 10 players to see their first collegiate snaps are redshirt freshmen Francks, Michael Alvarado (DB), Bryan Jean-Pierre (DL), Derek Toon (DL), Carl Watts (DL), Nick Dewispelaere (LB), Wes Steinman (LB) and Ben Cottingham (DB) and true freshmen Terrell Wells (DB) and Stover.

### Tribe Among CAA Statistical Leaders

Taking a look at this week's CAA stats, sophomore strong safety David Caldwell is seventh in tackles per game, averaging 9.5 stops per game. Caldwell leads the team with 95 total tackles and has the league's second-best total for an underclassmen, trailing only Richmond freshman Eric McBride (101). Junior linebacker Josh Rutter ranked 13th in tackles per game with an average of 8.8 stops per game. Michael Pigram was 17th, averaging 8.2 tackles per game. With three interceptions, Derek Cox is third in the league in total interceptions and tied for fourth in passes defended (.80). Rutter is tied for the league lead with three fumble recoveries.



## Caldwell Leads Tribe In Tackles

Strong safety David Caldwell has built a strong case for postseason honors turning in an outstanding sophomore season to this point. Caldwell has led the team in tackles in six of 10 games, including the past two games. Saturday against JMU, Caldwell tallied a team-high 11 stops, which included eight unassisted. At Hofstra, he shared the team lead with Josh Rutter with 12. Against the Pride, Caldwell delivered another strong performance, collecting 12 total tackles with two solos and an assisted tackle for loss. In the previous game, Caldwell shined with seven unassisted tackles against then fourth-ranked UMass. At Maine, Caldwell shared the team lead with nine total tackles.

This season, Caldwell leads the Tribe with 95 tackles, including a team-best 52 unassisted stops. He has 5.0 stops behind the line of scrimmage, one forced fumble and an interception.

He recorded a career-high 15 total tackles, including 1.5 for loss, earlier this season in the win at VMI, surpassing his previous career mark of 10 set last year against Richmond. Caldwell's 15 stops were the highest single-game tackle total since former safety James Miller ('06) recorded 16 at Villanova in 2005. Caldwell also forced a fumble against the Keydets and broke up a pass.

## Tracy Gets Back on Track

After a relatively slow start, sophomore defensive end Adrian Tracy has come on through the middle part of the season and put together a sound follow-up to an outstanding rookie season last year. Two weeks ago at Hofstra, Tracy collected eight total tackles, including two unassisted and a solo tackle for loss. That followed a seven-tackle effort in the win at Maine and his first-career interception in the loss to UMass. It was the second interception by a Tribe defensive lineman this season with Sean Lissemore having the other vs. Towson. At Maine, Tracy Included his second solo quarterback sack of the season, a key play in the fourth quarter that came on a third down situation.

Tracy turned in an impressive effort at Virginia Tech on Sept. 22, collecting a game and season-high 3.0 tackles for loss and finishing with six total tackles in all, including five unassisted stops. He continued the resurgence the following week against Towson with six unassisted tackles, including a solo TFL, and then led team in tackles at Villanova on Oct. 6 with nine total stops. Tracy, who led the Tribe and all league rookies in 2006 in tackles for loss (15.5) and quarterback sacks (6.0), grabbed his first passer sack of the season against the Hokies and brought his TFL total to 7.5 against Hofstra.

## Rutter Continues Solid Play

Junior linebacker Josh Rutter has been a key leader and consistent contributor for the young Tribe defense this season, ranking among the team leaders in nearly every statistical category. His return to form this season, after missing eight games in 2006 due to a knee injury, has been a welcome boost. He continued his strong play in the loss to JMU, collected 10 total tackles with eight unassisted stops. At Hofstra, Rutter shared the team lead with 12 total tackles, including eight unassisted stops. A week earlier against UMass, Rutter had eight total tackles, including five solo. He also forced a fumble he then recovered and returned 22 yards to set up a field goal. It was the third fumble recovery of the season for him. At Maine, Rutter shared the team lead with nine tackles and broke up a pass.

Rutter led all league rookies as a redshirt freshman in 2005 with 109 total tackles and tallied 6.5 tackles for loss that season. He has eight career double-digit tackle games, including three this season. After missing the final eight games of 2006, Rutter came back strong this fall with 11 total tackles in the season opener against Delaware. At Virginia Tech, Rutter accomplished a first, recording a quarterback sack against the Hokies. It was one of a season-high four sacks for the Tribe. In the win over Liberty, Rutter recorded 15 stops, one shy of his career-mark set in 2005 against Marshall.

Rutter ranks second on the team with 88 total tackles, which includes 43 solo tackles.

## Defensive Quick Hits

- Redshirt freshman Evan Francks made his first career start at linebacker at Hofstra and recorded a career-high 10 total tackles. In his second start against JMU, Francks recorded nine stops with five solos.
- Sophomore safety Sheldon Alexander had a career-best seven total tackles vs. JMU.
- Senior T.J. O'Neill had a career-best 2.0 tackles for loss against JMU.
- Redshirt freshman corner Ben Cottingham recorded a career-high seven tackles at Hofstra.
- Sophomore defensive tackle C.J. Herbert had a career-high nine total tackles at Hofstra.
- Sophomore Adrian Tracy recorded his first career interception against UMass and the second for a defensive lineman this season (Sean Lissemore, vs. Towson).
- Junior Michael Pigram recorded the first interception, touchdown and sack of his career against UMass.
- True freshman Michael Stover made his first career start at defensive tackle at Maine and recorded four total tackles.
- Stover is the seventh defensive player to make his first career start this season.
- Redshirt freshman tackle Derek Toon recorded a career-high four total tackles at Maine, including an unassisted TFL.
- Sophomore Fred Johnson was credited with a season-high four total tackles, including two solos, at Maine.

## Tribe Football Honor Roll

### CAA Defensive Player of the Week

Derek Cox - Oct. 1

### CAA Special Teams Player of the Week

Brian Pate - Sept. 17

### CAA Rookie of the Week

Cameron Dohse - Oct. 15

### SME Network Weekly Stars

Drew Atchison (TE) - Sept. 4, Sept. 18

# Head Coach Jimmye Laycock



## William and Mary Head Coach Jimmye Laycock

28th Season

Career Record: 182-133-2 (.577)

Comments From Monday's CAA Football Coaches Conference Call:

### • General Thoughts on 55-34 loss to James Madison:

It was pretty much a situation where JMU was running the ball very effectively against us, and we couldn't come up with stops. [JMU quarterback Rodney] Landers did a great job for them. He's a tough, hard-nosed competitor who really made plays and we weren't able to slow him down. Offensively, we did okay at times, but we really struggled against [Landers] and then we struggled in some areas in the kicking game [gave up two blocked punts] that led to some scores. Overall, it wasn't a real good night for us.

• On the injury front, corner Derek Cox came off for a little bit. Defensive end Adrian Tracy, safety Robert Livingston and offensive tackle Brad Stewart all came off the field hurt at different times. How did that affect you, but also which of those guys is possibly going to be out this week?

It is really too early for me to say this [for this weekend]. I don't know. It affects you when you can't keep the same guys in there, but that's part of the game.

### • Can you talk about as a player and a coach what the Richmond rivalry has meant for you?

I think it is always good to have the traditional rivalry at the end of the year. It gives the alumni and the former players a chance to get involved with all that [comes with a rivalry game]. But, I think it's been a real good rivalry and its all part of what makes college football very special.

### • Does any game in the series stand out in particular for you?

I remember the 1988 contest, when Richmond put a wide receiver in at quarterback Curtis Evers, and then ran the option and beat us [24-19]. And, I remember the one in Williamsburg where our fans tore down the goalposts [after a 28-17 win in 1985] that was pretty cool. I didn't think [tearing down goalposts] would ever happen here. I guess other ones are where we won and went on to the playoffs and gone on to championships [after the 1996, 2001 and 2004 seasons]. Rivalries are good for college football, it's a big part of what college football is about - having a traditional rivalry game at the end of the year. I think it is really special.

### • It seems like Richmond would have more incentive since they're going to the playoffs, but is this the kind of game where that kind of thing doesn't make much difference?

Well, I don't know, I can't figure all that out. I just know Richmond is a very, very good team. I don't know about [extra] incentives and that type of thing. I think they're extremely well coached and an extremely good team.

### • How much of a concern is Richmond's offense, in particular with tailback Tim Hightower?

Since we're last in the league in rushing defense, and he's leading the league in rushing, I think that speaks for itself right there. It's a pretty big concern.

### • Richmond's quarterback [Eric Ward] has gotten better, so you can't just concentrate on Hightower.

No, we can't just concentrate on anything the way we've been playing on defense. We've got to concentrate on ourselves and get lined up and playing right. That's as much as anything. They're a very balanced offense, Dave [Clawson] does a very, very good job with his offense. He mixes it up, gives you a lot of different things and they're very sound and solid on both sides of the ball. I think they're very well coached, I think they're very sound in what they do, and they're not going to give you anything; you've got to earn anything you get against them.

### • This season got off to a good start for you, but obviously the schedule towards the end of the year was really loaded with some of the best teams of the league and its been kind of a difficult road down the stretch.

Well we played some good teams lately, JMU, Hofstra, UMass. There is a reason why those teams are ranked. They are all pretty good, but they're in the league, so we have to find a way to compete with them.

## The Laycock File

Hometown: Hamilton, Va.

Alma Mater: William and Mary (1970)

Graduate Degree: Clemson (1972)

## Winningest Active NCAA FCS Coaches

(By Victories - Through 11/10/07)

1. Mike Kelly (Dayton, 26 seasons)	245
2. Bob Ford (Albany, 38)	224
3. Joe Taylor (Hampton, 24)	197
4. Al Bagnoli (Penn, 25)	193
5. Jerry Moore (Appalachian State, 25)	189
6. Walt Hameline (Wagner, 26)	185
7. Jimmye Laycock (W&M, 27)	182
Rob Ash (Drake, 27)	182
9. Andy Talley (Villanova, 27)	181
10. Pete Richardson (Southern, 19)	163

## Division I Coaches Most Years at Current Schools

1. Joe Paterno (Penn State, 1966-2006)	42
2. Bob Ford (Albany, 1973-2006)	35
3. Bobby Bowden (Florida State, 1976-2006)	32
4. Jimmye Laycock (W&M, 1980-2006)	28

## Career CAA Football Coaching Victories

1. Bill Bowes (UNH, 1972-98)	97
2. Andy Talley* (VU, 1985- )	91
3. "Tubby" Raymond (UD, 1966-01)	89
4. Jimmye Laycock* (W&M, 1993- )	71
5. Jim Reid (UMass, 1986-91, UR, 95-03)	61

## Laycock in the NCAA Playoffs

Year	Round	Opponent, Result
1986	First Round	Delaware, 17-51 (L)
1989	First Round	Furman, 10-24 (L)
1990	First Round	Massachusetts, 38-0 (W)
	Quarterfinals	Central Florida, 38-52 (L)
1993	First Round	McNeese State, 28-34 (L)
1996	First Round	Jackson State, 45-6 (W)
	Quarterfinals	Northern Iowa, 35-38 (L)
2001	First Round	Appalachian State, 27-40 (L)
2004	First Round	Hampton, 42-35 (W)
	Quarterfinals	Delaware, 44-38, 2 OT (W)
	Semifinals	James Madison, 34-48 (L)

## Laycock vs. CAA Football

Team	W	L	T
Delaware	11	17	0
Hofstra	2	3	0
James Madison	12	16	0
Maine	6	2	0
Massachusetts	4	7	0
New Hampshire	9	2	0
Northeastern	10	2	0
Rhode Island	9	2	0
Richmond	19	8	0
Towson	5	0	0
Villanova	9	8	1



# Tribe Alphabetical Roster

No.	Name	Pos.	Elg.	Ht.	Wt.	Hometown	High/Prep School
41	Alexander, Sheldon	LB	So. (R)	6-1	217	Gordonsville, Va.	Woodberry Forest
65	Allison, Kyle	DL	Fr. (R)	6-2	297	Burke, Va.	Lake Braddock Secondary
26	Alvarado, Michael	DB	Fr. (R)	6-0	198	Gaithersburg, Md.	Gaithersburg
16	Archer, R.J.	QB	So. (R)	6-2	222	Earlysville, Va.	Albemarle
86	Atchison, Andrew	TE	Sr.	6-7	250	Charlottesville, Va.	Albemarle
31	Boykin, Obie	WR	Jr. (R)	6-3	212	Williamsburg, Va.	Surry County
90	Brooks, Sean	DL	Jr. (R)	6-4	220	Poquoson, Va.	Poquoson
6	Caldwell, David	DB	So.	5-11	205	Montclair, N.J.	Lawrenceville School
7	Callahan, Mike	QB	Fr. (R)	5-11	195	Mountville, Pa.	Hempfield
67	Cochran, Brent	OL	Sr. (R)	6-5	306	Reston, Va.	South Lakes
88	Conyers, Terreon	WR	Fr. (R)	5-11	173	Norfolk, Va.	Booker T. Washington
24	Cottingham, Ben	DB	Fr. (R)	5-9	162	Abingdon, Md.	Edgewood
37	Cox, Derek	DB	Jr. (R)	6-1	193	Greenville, N.C.	J.H. Rose
32	Degnan, Dustin	FB	Fr.	6-0	235	Earlysville, Va.	Albemarle
54	Dewispelaere, Nick	LB	Fr. (R)	6-0	215	Virginia Beach, Va.	Floyd Kellam
3	Dill, Marshall	WR	Fr. (R)	5-10	186	Woodbridge, Va.	C.D. Hylton
81	Dohse, Cameron	WR	Fr. (R)	6-0	186	Clifton, Va.	Centreville
57	Donker, Dan	OL	Fr.	6-3	285	Gibbsboro, N.J.	Eastern
36	Downey, Nick	DB	Fr.	5-10	175	Lancaster, Pa.	Lancaster Catholic
34a	Dwyer, Ryan	RB	Fr.	5-10	180	West Long Branch, N.J.	Shore Regional
45	Falbo, Graham	FB	Sr. (R)	6-0	235	Centreville, Va.	Westfield
13	Francks, Evan	LB	Fr. (R)	5-11	210	Medford, N.J.	Shawnee
79	Grant, Michael	OL	Jr. (R)	6-5	300	Wrightstown, N.J.	Notre Dame
55	Hally, Zach	DE	Fr.	6-3	235	Herndon, Va.	Chantilly
9	Harris, Max	DB	So.	5-10	189	Marietta, Ga.	Sprayberry
95	Herbert, C.J.	DL	So. (R)	6-3	262	Germantown, Md.	Northwest
91	Hidalgo-Nice, Mitchell	DL	Fr.	6-2	215	Banks, Ore.	Banks
15	Hill, Chase	WR	Fr. (R)	6-2	195	Virginia Beach, Va.	Princess Anne
63	Hill, Keith	OL	Fr. (R)	6-4	312	Hamilton Square, N.J.	Lawrenceville School
83	Hissong, Gareth	TE	Fr. (R)	6-3	255	Hanover, Pa.	Delone Catholic
53	Hiteshew, Luke	OL	Jr. (R)	6-1	290	Baltimore, Md.	Mount St. Joseph
43	Hobson, Jimmy	FB	Fr. (R)	5-11	218	Cincinnati, Ohio	St. Xavier
8	Holmes, DeBrian	RB	Jr. (R)	5-9	190	Fort Eustis, Va.	Woodside
14	Honbarrier, Will	QB	Fr.	6-2	185	Bedford, Va.	Jefferson Forest
35	Horvath, Ryan	LB	Sr. (R)	6-1	225	Midlothian, Va.	Midlothian
22	Houff, David	DB	Jr. (R)	6-1	200	Blacksburg, Va.	Blacksburg
52	Hyde, Marcus	LB	Fr.	6-3	225	Manassas, Va.	Osborn
58	Jean-Pierre, Bryan	DL	Fr. (R)	6-3	245	Doralville, Ga.	Dunwoody
85	Jessee, Cory	TE	Fr.	6-3	210	Warm Springs, Va.	Bath County
42	Johnson, Fred	DB	So. (R)	6-1	195	Richmond, Va.	St. Christopher's
92	Jones, Ryan	DL	Sr. (R)	6-3	258	Blacksburg, Va.	Blacksburg
51	Kelley, Tim	OL	Sr.	6-2	300	Pataskala, Ohio	Watkins Memorial/Air Force
93	Lissemore, Sean	DL	So. (R)	6-4	271	Dumont, N.J.	Dumont
17	Livingston, Robert	DB	So. (R)	6-3	220	Hendersonville, N.C.	The Hun School/WMU
2	Mack, Elliott	WR	Jr. (R)	6-0	200	Irvington, N.J.	Delbarton
19	Mangas, D.J.	QB	Fr.	6-1	185	Chantilly, Va.	Paul VI
77	Marcey, Jake	OL	Fr.	6-4	280	Gainesville, Va.	Woodberry Forest
25	Marriner, Courtland	RB	Fr. (R)	5-9	181	Chesapeake, Va.	Western Branch
4	McAulay, D.J.	WR	Jr.	5-11	189	New Haven, Conn.	Westminster School
62	McCutcheon, Thomas	OL	So. (R)	6-5	318	Chesapeake, Va.	Deep Creek
87	Miller, David	K/P	Fr. (R)	6-0	177	Centreville, Va.	Westfield
73	Miller, Tyler	OL	Fr. (R)	6-3	293	Virginia Beach, Va.	Floyd Kellam
82	Muro, Evan	TE	Jr. (R)	6-6	242	Newport News, Va.	Warwick
56	Muse, C.J.	OL	So. (R)	6-4	310	Lexington, S.C.	Lexington
29	Neal, James	DB	Fr.	5-9	180	Baltimore, Md.	Salisbury School (Mass.)
51	Newbil, Donte	LB	Fr.	5-10	205	Blackstone, Va.	Central Senior
47	Newby, Mario	DB	Fr. (R)	6-0	190	Dendron, Va.	Surry County
27	Nicholas, Joe	WR	Sr. (R)	6-3	215	Sugarloaf, Pa.	Hazelton Area
30	Nickerson, Matt	RB	So. (R)	5-9	191	Fairfax Station, Va.	Woodson
75	O'Brien, Eric	OL	Jr. (R)	6-1	262	Abbottstown, Pa.	Delone Catholic
31a	O'Connor, Jake	RB/DB	Fr.	6-0	185	Richmond, Va.	Douglas Freeman
72	Oliver, Justin	OL	Sr. (R)	6-4	286	Fairfield, Pa.	Gettysburg
39	O'Neill, T.J.	LB	Sr. (R)	6-1	231	Duxbury, Mass.	Tabor Academy
46	Otey, Matt	FB	Sr. (R)	5-11	231	Hershey, Pa.	Hershey

## Roster By Position

### Quarterbacks (6)

16	Archer, R.J.	So.	6-2	222
7	Callahan, Mike	RF	5-11	195
19	Mangas, D.J.	Fr.	6-1	185
11	Phillips, Jake	Jr.	6-3	219
10	Potts, Michael	Sr.	6-4	226
18	Schmand, Terrance	Fr.	6-3	205

### Tailbacks (7)

8	Holmes, DeBrian	Jr.	5-9	190
25	Marriner, Courtland	RF	5-9	181
30	Nickerson, Matt	So.	5-9	191
38	Riggins, Terrence	Fr.	6-1	215
33	Schonder, Thomas	RF	5-11	186
5	Viola, Tony	Sr.	6-1	216
28	Woolfolk, Ryan	Fr.	5-11	185

### Fullbacks (4)

32	Degnan, Dustin	Fr.	6-0	235
45	Falbo, Graham	Sr.	6-0	235
43	Hobson, Jimmy	RF	5-11	218
46	Otey, Matt	Sr.	5-11	231

### Tight Ends (4)

86	Atchison, Drew	Sr.	6-7	250
83	Hissong, Gareth	RF	6-3	255
82	Muro, Evan	Jr.	6-6	242
98	Varno, Rob	So.	6-5	218

### Wide Receivers (9)

31	Boykin, Obie	Jr.	6-3	212
88	Conyers, Terreon	RF	5-11	173
3	Dill, Marshall	RF	5-10	186
81	Dohse, Cameron	RF	6-0	186
15	Hill, Chase	RF	6-2	195
2	Mack, Elliott	Jr.	6-0	200
4	McAulay, D.J.	So.	5-11	189
27	Nicholas, Joe	Jr.	6-3	215
89	Robertson, Eric	RF	6-2	190

### Offensive Line (17)

67	Cochran, Brent	Sr.	6-5	306
57	Donker, Dan	Fr.	6-3	285
79	Grant, Michael	Jr.	6-5	300
63	Hill, Keith	RF	6-4	312
53	Hiteshew, Luke	Jr.	6-1	290
51	Kelley, Tim	Sr.	6-2	300
77	Marcey, Jake	Fr.	6-4	280
62	McCutcheon, T.	So.	6-5	318
73	Miller, Tyler	RF	6-3	293
56	Muse, C.J.	So.	6-4	310
75	O'Brien, Eric	Jr.	6-1	262
72	Oliver, Justin	Sr.	6-4	286
76	Raxter, Josh	RF	6-6	272
64	Ryan, Daniel	Fr.	6-4	270
60	Schrift, Mike	Fr.	6-2	260
71	Stewart, Brad	Sr.	6-3	287
78	Sutton, Chris	Fr.	6-2	267

# Tribe Football Rosters



No.	Name	Pos.	Elg.	Ht.	Wt.	Hometown	High School
68	Pagliaro, James	DE	Fr.	6-3	240	Schnecksville, Pa.	Parkland
80	Pate, Brian	K	So. (R)	5-9	175	Fredericksburg, Va.	Massaponax
11	Phillips, Jake	QB	Jr. (R)	6-3	219	Warm Springs, Va.	Bath County
21	Pigram, Michael	LB	Jr.	5-10	220	Hopewell, Va.	Hopewell
10	Potts, Michael	QB	Sr. (R)	6-4	226	Middletown, Del.	Middletown
99	Pradhanang, Ravi	DL	Fr.	6-3	250	Paramus, N.J.	St. Peter's Prep
96	Pulley, Daniel	DL	So. (R)	6-3	281	Chesapeake, Va.	Atlantic Shores Christian
76	Raxter, Josh	OL	Fr. (R)	6-6	272	Marietta, Ga.	Pope
50	Reyher, Todd	LB	Jr. (R)	6-0	227	Williamsburg, Va.	Lafayette
23	Riggins, Terrence	RB	Fr.	6-1	215	Newport News, Va.	Denbigh
89	Robertson, Eric	WR	So. (R)	6-2	190	Barboursville, Va.	Albemarle
94	Robertson, Harold	DL	Fr.	6-0	295	Richmond, Va.	Hermitage
34	Rojas, Chris	LB	Fr. (R)	5-11	200	Lightfoot, Va.	Bruton
84	Ruffer, David	K	Fr.	6-1	180	Oakton, Va.	Gonzaga
44	Rutter, Josh	LB	Jr. (R)	6-3	230	Union Bridge, Md.	Francis Scott Key
64	Ryan, Daniel	OL	Fr.	6-3	260	Richmond, Va.	Douglas Freeman
18	Schmand, Terrance	QB	Fr.	6-3	205	Buffalo, N.Y.	St. Joseph's Collegiate
33	Schonder, Thomas	RB	Fr. (R)	5-11	186	Round Hill, Va.	Loudoun Valley
60	Schrift, Mike	OL	Fr.	6-2	260	Reading, Pa.	Muhlenburg
45a	Scott, Robert	LB	Fr.	5-10	225	Norfolk, Va.	Norfolk Academy
48	Steinman, Wes	LB	Fr. (R)	6-2	215	Wilmington, N.C.	Hoggard
71	Stewart, Brad	OL	Sr. (R)	6-3	287	Bethel Park, Pa.	Bethel Park
40	Stover, Michael	DE	Fr.	6-3	235	Millersville, Pa.	Penn Manor
78	Sutton, Chris	OL	Fr.	6-2	267	Warrenton, Va.	Fauquier
66	Toon, Derek	DL	Fr. (R)	6-3	275	Chester, Va.	Matoaca
97	Tracy, Adrian	DL	So. (R)	6-4	245	Sterling, Va.	Potomac Falls
49	Trantin, Jake	LB	Fr.	6-1	225	Severn, Md.	Archbishop Spalding
98	Varno, Rob	TE	So. (R)	6-5	218	Wilmington, N.C.	Hoggard
5	Viola, Tony	RB	Sr. (R)	6-1	216	Broadway, Va.	Stonewall Jackson
69	Watts, Carl	DL	Fr. (R)	6-3	255	Midlothian, Va.	James River
38	Wells, Terrell	DB	Fr.	5-10	180	Louisa, Va.	Louisa County
46a	Williams, Harold	LB	Fr.	5-10	225	Brunswick, Va.	Brunswick
28	Woolfolk, Ryan	RB	Fr.	5-11	185	Atlanta, Ga.	Holy Innocent

### Defensive Line (16)

65	Allison, Kyle	RF	6-2	297
90	Brooks, Sean	Jr.	6-4	220
55	Hally, Zach	Fr.	6-3	235
95	Herbert, C.J.	So.	6-3	262
91	Hidalgo-Nice, Mitch	Fr.	6-2	215
58	Jean-Pierre, Bryan	RF	6-3	245
92	Jones, Ryan	Sr.	6-3	258
93	Lissemore, Sean	So.	6-4	271
68	Pagliaro, James	Fr.	6-3	240
99	Pradhanang, Ravi	Fr.	6-3	250
96	Pulley, Daniel	So.	6-3	281
94	Robertson, Harold	Fr.	6-0	295
40	Stover, Michael	Fr.	6-3	235
66	Toon, Derek	RF	6-3	275
97	Tracy, Adrian	So.	6-4	245
69	Watts, Carl	RF	6-3	255

### Linebackers (12)

41	Alexander, Sheldon	So.	6-1	217
54	Dewispelaere, Nick	RF	6-0	215
13	Francks, Evan	RF	5-11	210
35	Horvath, Ryan	Jr.	6-1	225
52	Hyde, Marcus	Fr.	6-3	225
39	O'Neill, T.J.	Jr.	6-1	231
21	Pigram, Michael	So.	5-10	220
50	Reyher, Todd	So.	6-0	227
34	Rojas, Chris	RF	5-11	200
44	Rutter, Josh	So.	6-3	230
48	Steinman, Wes	RF	6-2	215
49	Trantin, Jake	Fr.	6-1	225

### Defensive Backs (13)

26	Alvarado, Michael	RF	6-0	198
6	Caldwell, David	So.	5-11	205
24	Cottingham, Ben	RF	5-9	162
37	Cox, Derek	Jr.	6-1	193
36	Downey, Nick	Fr.	5-10	175
9	Oliver, Justin	So.	5-10	189
22	Houff, David	Jr.	6-1	200
42	Johnson, Fred	So.	6-1	195
17	Livingston, Robert	So.	6-3	220
29	Neal, James	Fr.	5-9	180
47	Newby, Mario	RF	6-0	190
31	O'Connor, Jake	Fr.	6-0	185
38	Wells, Terrell	Fr.	5-10	180

### Specialists (2)

87	Miller, David	RF	6-0	177
80	Pate, Brian	So.	5-9	175

## Tribe Numerical Roster

No.	Name	Pos.	34	Rojas, Chris	LB	67	Cochran, Brent	OL
2	Mack, Elliott	WR	35	Horvath, Ryan	LB	68	Pagliaro, James	DE
3	Dill, Marshall	WR	36	Downey, Nick	DB	69	Watts, Carl	DL
4	McAulay, D.J.	WR	37	Cox, Derek	DB	71	Stewart, Brad	OL
5	Viola, Tony	RB	38	Wells, Terrell	DB	72	Oliver, Justin	OL
6	Caldwell, David	DB	39	O'Neill, T.J.	LB	73	Miller, Tyler	OL
7	Callahan, Mike	QB	40	Stover, Michael	DE	75	O'Brien, Eric	OL
8	Holmes, DeBrian	RB	41	Alexander, Sheldon	DB	76	Raxter, Joshua	OL
9	Harris, Max	DB	42	Johnson, Fred	DB	77	Marcey, Jake	OL
10	Potts, Michael	QB	43	Hobson, Jimmy	FB	78	Sutton, Chris	OL
11	Phillips, Jake	QB	44	Rutter, Josh	LB	79	Grant, Michael	OL
13	Francks, Evan	LB	45	Falbo, Graham	FB	80	Pate, Brian	K/P
15	Hill, Chase	WR	46	Otey, Matt	FB	81	Dohse, Cameron	WR
16	Archer, R.J.	QB	47	Newby, Mario	DB	82	Muro, Evan	TE
17	Livingston, Robert	DB	48	Steinman, Wes	LB	83	Hissong, Gareth	TE
18	Schmand, Terrance	QB	49	Trantin, Jake	LB	86	Atchison, Andrew	TE
19	Mangas, D.J.	QB	50	Reyher, Todd	LB	87	Miller, David	K/P
21	Pigram, Michael	LB	51	Kelley, Tim	OL	88	Conyers, Terreon	WR
22	Houff, David	DB	52	Hyde, Marcus	LB	89	Robertson, Eric	WR
23	Riggins, Terrence	RB	53	Hiteshew, Luke	OL	90	Brooks, Sean	DL
24	Cottingham, Ben	DB	54	Dewispelaere, Nick	LB	91	Hidalgo-Nice, Mitchell	DL
25	Marriner, Courtland	RB	55	Hally, Zach	DE	92	Jones, Ryan	DL
26	Alvarado, Michael	DB	56	Muse, C.J.	OL	93	Lissemore, Sean	DL
27	Nicholas, Joe	WR	57	Donker, Dan	OL	94	Robertson, Harold	DL
28	Woolfolk, Ryan	RB	58	Jean-Pierre, Bryan	DL	95	Herbert, C.J.	DL
29	Neal, James	DB	60	Schrift, Mike	OL	96	Pulley, Daniel	DL
30	Nickerson, Matt	RB	62	McCutcheon, Thomas	OL	97	Tracy, Adrian	DL
31	Boykin, Obie	WR	63	Hill, Keith	OL	98	Varno, Rob	TE
31a	O'Connor, Jake	DB	64	Ryan, Daniel	OL	99	Pradhanang, Ravi	DE
32	Degnan, Dustin	FB	65	Allison, Kyle	DL			
33	Schonder, Thomas	RB	66	Toon, Derek	DL			



# Start Chart / Red Zone

## Game-By-Game Starters

	Delaware	VMI	Liberty	Va. Tech	Towson	Villanova	Maine	UMass	Hofstra	JMU	Richmond
QB	Phillips	Phillips	Phillips	Phillips	Phillips	Phillips	Phillips	Phillips	Phillips	Phillips	
TB	Holmes	Holmes	Holmes	Viola	Marriner	Marriner	Marriner	Marriner	Marriner	Marriner	
FB	Archer*	Falbo	Archer*	Archer*	Archer*	Archer*	Archer*	Falbo	Archer*	Archer*	
WR	McAulay	Mack	Nicholas	Nicholas	Nicholas	Dohse	Dohse	Dohse	Dohse	Dohse	
WR	Mack	Dohse	Dohse	Dohse	Mack	Mack	Mack	Mack	Mack	Mack	
TE	Atchison	Atchison	Atchison	Atchison	Atchison	Atchison	Atchison	Atchison	Atchison	Atchison	
LT	Cochran	Cochran	Cochran	Cochran	Cochran	Cochran	Cochran	Cochran	Cochran	Cochran	
LG	Grant	Grant	Grant	Grant	Grant	Grant	Grant	Grant	Grant	Grant	
C	Hiteshew	Hiteshew	Hiteshew	Hiteshew	Hiteshew	Hiteshew	Hiteshew	Hiteshew	Hiteshew	Hiteshew	
RG	Muse	Muse	Muse	Muse	Muse	Muse	Muse	Muse	Muse	Muse	
RT	Stewart	Stewart	Stewart	Stewart	Stewart	Stewart	Stewart	Stewart	Stewart	Stewart	
DE	Herbert	Herbert	Herbert	Herbert	Herbert	Herbert	Herbert	O'Neill	O'Neill	O'Neill	
DE	Tracy	Tracy	Tracy	Tracy	Tracy	Tracy	Tracy	Tracy	Tracy	Tracy	
DT	Lissemore	Lissemore	Lissemore	Lissemore	Lissemore	Lissemore	Stover	Lissemore	Lissemore	Lissemore	
DT	Jones	Jones	Jones	Jones	Jones	Toon	Toon	Herbert	Herbert	Herbert	
OLB	O'Neill	Horvath	Horvath	Horvath	Steinman	O'Neill	O'Neill	Horvath	Horvath	Horvath	
ILB	Rutter	Rutter	Rutter	Rutter	Rutter	Rutter	Rutter	Rutter	Rutter	Rutter	
OLB	Pigram	Pigram	Pigram	Pigram	Pigram	Pigram	Pigram	Pigram	Francks	Francks	
SS	Caldwell	Caldwell	Caldwell	Caldwell	Caldwell	Caldwell	Caldwell	Caldwell	Caldwell	Caldwell	
FS	Livingston	Livingston	Livingston	Livingston	Livingston	Livingston	Livingston	Livingston	Livingston	Livingston	
CB	Harris	Harris	Harris	Harris	Harris	Harris	Harris	Harris	Harris	Harris	
CB	Cox	Cox	Cox	Cox	Cox	Cox	Cox	Cox	Cox	Cox	

\*W&M started with three wide receivers and no fullback.

## Tribe in the Red Zone

### William and Mary Offense In the Red Zone

Opponent	WM In Red Zone	WM TDs	WM FGs	WM FG Missed	WM No Score	RZ Score %
Delaware	5	2	1	1	2	60.0
VMI	8	7	0	0	1	87.5
Liberty	6	5	1	0	0	100.0
Virginia Tech	2	0	1	1	1	50.0
Towson	2	1	1	0	0	100.0
Villanova	3	1	1	0	1	66.7
Maine	1	1	0	0	0	100.0
Massachusetts	6	3	1	2	2	66.7
Hofstra	2	2	0	0	0	100.0
James Madison	2	2	0	0	0	100.0
Richmond						
TOTALS	37	24	6	4	7	81.1

### Opponents in the Red Zone

Opponent	Opp. in RZ	Opp. TDs	Opp. FGs	Opp. FG Missed	Opp. No Score	Opp. Score %
Delaware	6	6	0	0	0	100.0
VMI	2	1	1	0	0	100.0
Liberty	8	4	2	0	2	75.0
Virginia Tech	4	2	2	0	0	100.0
Towson	6	1	3	0	2	66.7
Villanova	5	5	0	0	0	100.0
Maine	4	1	2	0	1	75.0
Massachusetts	6	6	0	0	0	100.0
Hofstra	7	5	1	0	1	.857
James Madison	9	7	2	0	0	100.0
Richmond						
TOTALS	57	38	13	0	6	89.5

# Tribe Single-Game Highs



## Individual Single-Game Highs

Pass Attempts: ..... 41, J. Phillips vs. Delaware, 8/30  
 Pass Completions: ..... 26, J. Phillips vs. Delaware, 8/30  
 Passing Yards: ..... 433, J. Phillips vs. Delaware, 8/30  
 Passing TDs: ..... 3, J. Phillips at VMI, 9/8; vs. Liberty, 9/15; vs. JMU, 11/10  
 Rushing Attempts: ..... 23, D. Holmes vs. Liberty, 9/15  
 Rushing Yards: ..... 107, C. Marriner at VMI, 9/8  
 Rushing TDs: ..... 3, D. Holmes at VMI, 9/8  
 Receptions: ..... 7, D. McAulay vs. Delaware, 8/30; C. Dohse at Maine, 10/13  
 Receiving Yards: ..... 161, D. McAulay vs. Delaware, 8/30  
 Receiving TDs: ..... 2, C. Dohse at Maine, 10/13  
 Total Offensive Yards: ..... 462, J. Phillips vs. Delaware, 8/30  
 All-Purpose Yards: ..... 166, C. Marriner at VMI, 9/8  
 Total Points: ..... 18, D. Holmes at VMI, 9/8  
 Points Kicking: ..... 12, B. Pate vs. Liberty, 9/15  
 Points Rushing: ..... 18, D. Holmes at VMI, 9/8  
 Points Receiving: ..... 12, C. Dohse at Maine, 10/13  
 Field Goals Made: ..... 2, B. Pate vs. Liberty, 9/15; vs. Towson, 9/29; vs. UMass, 10/27  
 Field Goals Attempted: ..... 6, B. Pate vs. UMass, 10/27  
 PATs Attempted: ..... 9, B. Pate at VMI, 9/8  
 PATs Made: ..... 9, B. Pate at VMI, 9/8  
 Punts: ..... 11, D. Miller at Virginia Tech, 9/22  
 Punting Yards: ..... 419, D. Miller at Virginia Tech, 9/22  
 Punting Average: ..... 42.0, D. Miller vs. Delaware, 8/30; at VMI, 9/8  
 Punt Returns: ..... 3, R. Archer at Villanova, 10/6  
 Punt Return Yards: ..... 21, R. Archer at Villanova, 10/6  
 Kickoff Returns: ..... 6, three times, last - T. Schonder vs. JMU, 11/10  
 Kickoff Return Yards: ..... 154, D. Caldwell vs. Liberty, 9/15  
 Kickoff Return Avg: ..... 40.0, D. Caldwell vs. Towson, 9/29  
 Interceptions: ..... 2, D. Cox vs. Towson, 9/29  
 Interception Yards: ..... 69, D. Cox vs. Towson, 9/29  
 Tackles: ..... 15, D. Caldwell at VMI, 9/8; J. Rutter vs. Liberty, 9/15  
 Solo Tackles: ..... 10, D. Caldwell vs. Towson, 9/29; M. Pigram vs. UMass, 10/27  
 Tackles for loss: ..... 3.0, A. Tracy at Virginia Tech, 9/22  
 Sacks: ..... 1.0, eight players, last - M. Pigram vs. UMass, 10/27  
 Pass Breakups: ..... 4, R. Livingston vs. Towson, 9/29

## Team Single-Game Highs

Pass Attempts: ..... 48, at Villanova, 10/6  
 Pass Completions: ..... 26, vs. Delaware, 8/30; at Villanova, 10/6  
 Passing Yards: ..... 433, vs. Delaware, 8/30  
 Passing TDs: ..... 4, vs. James Madison, 11/10  
 Yards Per Completion: ..... 17.9, vs. Towson, 9/29  
 Rushing Attempts: ..... 48, vs. Liberty, 9/15  
 Rushing Yards: ..... 249, at VMI, 9/8  
 Rushing TDs: ..... 6, at VMI, 9/8  
 Yards Per Rush: ..... 5.3, at VMI, 9/8  
 Total Yards: ..... 542, vs. Delaware, 8/30  
 Points Scored: ..... 63, at VMI, 9/8  
 TDs Scored: ..... 9, at VMI, 9/8  
 Total Plays: ..... 80, at Maine, 10/13  
 Field Goals Made: ..... 2, vs. Liberty, 9/15; vs. Towson, 9/29; vs. UMass, 10/27  
 Field Goals Attempted: ..... 6, vs. UMass, 10/27  
 PATs Attempted: ..... 9, at VMI, 9/8  
 PATs Made: ..... 9, at VMI, 9/8  
 Punts: ..... 11, at Virginia Tech, 9/22  
 Punting Yards: ..... 419, at Virginia Tech, 9/22  
 Punting Average: ..... 42.0, vs. Delaware, 8/30; at VMI, 9/8  
 Punt Returns: ..... 3, at Villanova, 10/6  
 Punt Return Yards: ..... 21, at Villanova, 10/6  
 Kickoff Returns: ..... 8, vs. Delaware, 8/30; vs. James Madison, 11/10  
 Kickoff Return Yards: ..... 163, vs. Liberty, 9/15  
 Kickoff Return Average: ..... 40.0, vs. Towson, 9/29  
 Interceptions: ..... 3, vs. Towson, 9/29  
 Interception Yards: ..... 69, vs. Towson, 9/29  
 Forced Fumbles: ..... 1, vs. UD, 8/30; at VMI, 9/8; vs. Towson, 9/29; vs. UMass, 10/27  
 Fumble Return Yards: ..... 64, vs. UMass, 10/27  
 Turnovers Gained: ..... 4, vs. UMass, 10/27  
 Turnovers Lost: ..... 3, four times, last at Hofstra, 11/3  
 Sacks: ..... 4, at Virginia Tech, 9/22  
 Sacks Allowed: ..... 5, at Virginia Tech, 9/22; at Villanova, 10/6  
 First Downs: ..... 31, at VMI, 9/8  
 Third Down Conv. %: ..... 57.1, at VMI (4-7), 9/8  
 Fourth Down Conversion %: ..... 66.7, vs. Delaware (4-6), 8/30  
 Penalties: ..... 13, vs. Liberty, 9/15  
 Penalty Yards: ..... 87, vs. Liberty, 9/15  
 Possession Time: ..... 33:09, at Maine, 10/13

## Game-By-Game Individual Highs

Opponent	Pass Att.	Pass Yards	Rushes	Rush. Yds	Receptions	Rec. Yds.	Tackles	TFLs	Sacks
Delaware	42, Phillips	433, Phillips	17, Holmes	53, Holmes	7, McAulay	162, McAulay	13, Pigram	1.0, Three players	1.0, Lissemore
at VMI	15, Phillips	242, Phillips	13, Marriner	107, Marriner	4, Dohse, Mack	77, Dohse	15, Caldwell	1.5, Caldwell	1.0, Francks
Liberty	28, Phillips	335, Phillips	23, Holmes	96, Holmes	6, Atchison	103, Atchison	15, Rutter	1.0, Tracy, Caldwell	none
at VT	40, Phillips	243, Phillips	10, Viola	42, Schonder	5, Atchison	81, Atchison	10, Caldwell	3.0, Tracy	1.0, four players
Towson	23, Phillips	179, Phillips	11, Marriner	42, Phillips	3, Archer, Nicholas	61, Mack	14, Caldwell	1.0, Three Players	none
at Villanova	30, Phillips	291, Phillips	16, Marriner	81, Marriner	6, Dohse	117, Dohse	9, Tracy	1.0, Three Players	none
at Maine	37, Phillips	255, Phillips	15, Marriner	44, Viola	7, Dohse	123, Dohse	9, Rutter, Caldwell	1.0, Tracy, Toon	1.0, Tracy
UMass	33, Phillips	170, Phillips	21, Marriner	86, Marriner	6, Atchison	65, Atchison	14, Pigram	1.0, Three players	1.0, Pigram
at Hofstra	22, Phillips	92, Phillips	14, Marriner	60, Marriner	4, Mack, Atchison	48, Mack	12, Rutter, Caldwell	1.0, Tracy, Johnson	none
JMU	24, Phillips	219, Phillips	10, two players	39, Riggins	6, Archer	128, Mack	11, Caldwell	2.0, O'Neill	none
at Richmond									





# Opponent Highs / Long Plays

## Opponent Individual Single-Game Highs

Pass Attempts:	40, S. Schaefer (TU), 9/29
Pass Completions:	25, B. Smith (LU), 9/15
Passing Yards:	218, L. Coen (UMASS), 10/27
Passing TDs:	4, A. Young (VU), 10/6
Rushing Attempts:	34, N. Williams (TU), 9/29; M. Lawrence (UMASS), 10/27
Rushing Yards:	244, O. Cuff (UD), 8/30
Rushing TDs:	6, O. Cuff (UD), 8/30
Receptions:	9, M. Lee (TU), 9/29
Receiving Yards:	105, M. Sherry (VU), 10/6
Receiving TDs:	2, three times, last - R. Racher (UMASS), 10/27
Total Offensive Yards:	260, R. Landers (JMU), 11/10
All Purpose Yards:	296, O. Cuff (UD), 8/30
Total Points:	42, O. Cuff (UD), 8/30
Points Kicking:	14, J. Dunleavy (VT), 9/22
Points Rushing:	36, O. Cuff (UD), 8/30
Points Receiving:	12, three times, last - R. Racher (UMASS), 10/27
Field Goals Made:	3, J. Dunlevy (LU), 9/22; M. Bencivengo (TU), 9/29
Field Goals Attempted:	3, three times, last - D. Stannard (JMU), 11/10
PATs Attempted:	9, J. Marcoux (VU), 10/6
PATs Made:	9, J. Marcoux (VU), 10/6
Punts:	8, B. Bowden (VT), 9/22
Punting Yards:	348, B. Bowden (VT), 9/22
Punting Average:	49.0, S. Kenworthy (UD), 8/30
Punt Returns:	4, E. Royal (VT), 9/22; M. Lee (TU), 9/29; J. Szczur (VU), 10/6
Punt Return Yards:	120, E. Royal (VT), 9/22
Kickoff Returns:	5, M. Rainey-Wiles (VMI), 9/8
Kickoff Return Yards:	109, S. McGee (JMU), 11/10
Kickoff Return Average:	36.3, S. McGee (JMU), 11/10
Interceptions:	2, P. Sturdivant (VT), 9/22
Interception Yards:	49, B. Flowers (VT), 9/22
Tackles:	15, L. Swindell (VMI), 9/8
Solo Tackles:	9, B. Bradford (TU), 9/29
Tackles for loss:	2.5, P. Sturdivant (VT), 9/22
Sacks:	2.0, P. Sturdivant (VT), 9/22; M. Hanson (UMASS), 10/27
Pass Breakups:	3, D. Harris (MAINE), 10/13

## Opponent Team Single-Game Highs

Pass Attempts:	40, Towson, 9/29
Pass Completions:	25, Liberty, 9/15
Passing Yards:	272, Villanova, 10/6
Passing TDs:	6, Villanova, 10/6
Yards Per Completion:	13.1, Hofstra, 11/3
Rushing Attempts:	61, James Madison, 11/10
Rushing Yards:	371, James Madison, 11/10
Rushing TDs:	6, Delaware, 8/30; James Madison, 11/10
Yards Per Rush:	6.2, Maine, 10/13
Total Yards:	505, Villanova, 10/6
Points Scored:	63, Villanova, 10/6
Touchdowns Scored:	9, Villanova, 10/6
Total Plays:	84, Towson, 9/29
Field Goals Made:	3, Virginia Tech, 9/22; Towson, 9/29
Field Goals Attempted:	3, three times, last- James Madison, 11/10
PATs Attempted:	9, Villanova, 10/6
PATs Made:	9, Villanova, 10/6
Punts:	8, Virginia Tech, 9/22
Punting Yards:	345, Virginia Tech, 9/22
Punting Average:	49.0, Delaware, 8/30
Punt Returns:	7, Virginia Tech, 9/22
Punt Return Yards:	135, Virginia Tech, 9/22
Kickoff Returns:	9, VMI, 9/8
Kickoff Return Yards:	175, VMI, 9/8
Kickoff Return Average:	26.8, James Madison, 11/10
Interceptions:	3, Virginia Tech, 9/22
Interception Yards:	63, Virginia Tech, 9/22
Forced Fumbles:	3, Villanova, 10/6
Fumble Return Yards:	2, Villanova, 10/6; UMass, 10/27
Turnovers Gained:	3, four times, last - Hofstra, 11/3
Turnovers Lost:	4, UMass, 10/27
Sacks:	5, Virginia Tech, 9/22; Villanova, 10/6
Sacks Allowed:	4, Virginia Tech, 9/22
First Downs:	28, James Madison, 11/10
Third Down Conversion %:	70.0, Delaware (7-10), 8/30
Fourth Down Conversion %:	100.0, Delaware(1-1), 8/30; JMU (1-1), 11/10
Penalties:	11, Virginia Tech, 9/22
Penalty Yards:	99, Villanova, 10/6
Possession Time:	36:04, Hofstra, 11/3

## Tribe Longest Plays of the Season

Rush:	29, T. Schonder at Virginia Tech, 9/22
Rushing TD:	10, C. Marriner at VMI, 9/8
Pass:	73, J. Phillips to E. Mack at Villanova, 10/6
Passing TD:	73, J. Phillips to E. Mack at Villanova, 10/6
Punt Return:	10, R. Archer at Villanova, 10/6
Kickoff Ret:	54, D. Caldwell vs. Towson, 9/29
INT Return:	69, D. Cox vs. Towson, 9/29
Fumble Return:	42, M. Pigram vs. UMass, 10/27
Punt:	48, D. Miller at Virginia Tech, 9/22
Field Goal:	45, B. Pate vs. UMass, 10/27
Drive:	94 yards, nine plays, 3:07, FG, (VT), 9/22

## Opponent Longest Plays of the Season

Rush:	48, O. Cuff (UD), 8/30
Rushing TD:	38, O. Cuff (UD), 8/30
Pass:	60, L. Coen to R. Rancher (UMass), 10/27
Passing TD:	60, L. Coen to R. Rancher (UMass), 10/27
Punt Return:	60, E. Royal (VT), 9/22
Kickoff Return:	66, S. McGee (JMU), 11/10
INT Return:	49, B. Flowers (VT), 9/22
Fumble Return:	2, G. Miller (VU), 10/6; B. Ellis (UMass), 10/27
Punt:	52, B. Bowden (VT), 9/22
Field Goal:	38, J. Dunlevy (VT), 9/22
Drive:	90 yards, 11 plays, 4:45, TD, (JMU), 11/10

# Top Offensive Performances



## Tribe's Top Offensive Performances

### Top Passing Performances

1.	433	Jake Phillips vs. Delaware	Aug. 30
2.	335	Jake Phillips vs. Liberty	Sept. 15
3.	291	Jake Phillips at Villanova	Oct. 6
4.	255	Jake Phillips at Maine	Oct. 13
5.	243	Jake Phillips at Virginia Tech	Sept. 22
6.	242	Jake Phillips at VMI	Sept. 8
7.	219	Jake Phillips vs. JMU	Nov. 10
8.	179	Jake Phillips vs. Towson	Sept. 29
9.	170	Jake Phillips vs. UMass	Oct. 27
10.	100	Mike Potts at Villanova	Oct. 6

### 400-yard+ Passing Games

- Jake Phillips

### 300-yard + Passing Games

- Jake Phillips

### 200-yard+ Passing Games

- Jake Phillips

### Top Rushing Performances

1.	107	C. Marriner at VMI	Sept. 8
2.	96	DeBrian Holmes vs. Liberty	Sept. 15
3.	86	Courtland Marriner vs. UMass	Oct. 27
4.	81	Courtland Marriner at Villanova	Oct. 6
5.	60	Courtland Marriner at Hofstra	Nov. 3
6.	57	Tony Viola vs. Liberty	Sept. 15
7.	56	Tony Viola at VMI	Sept. 8
8.	54	Jake Phillips at Hofstra	Nov. 3
9.	53	DeBrian Holmes vs. Delaware	Aug. 30
10.	49	Jake Phillips vs. UMass	Oct. 27

### 100-yard Rushing Games

- Courtland Marriner

### Top Receiving Performances

1.	162	D.J. McAulay vs. Delaware	Aug. 30
2.	139	Drew Atchison vs. Delaware	Aug. 30
3.	128	Elliott Mack vs. JMU	Nov. 10
4.	123	Cameron Dohse at Maine	Oct. 13
5.	117	Cameron Dohse at Villanova	Oct. 6
6.	105	Elliott Mack at Villanova	Oct. 6
7.	103	Drew Atchison vs. Liberty	Sept. 15
8.	81	Drew Atchison at Virginia Tech	Sept. 22
9.	77	Cameron Dohse at VMI	Sept. 8
10.	74	R.J. Archer vs. JMU	Nov. 10

### 100-yard Receiving Games

- Drew Atchison
- Cameron Dohse
- Elliott Mack
- D.J. McAulay

## Tribe's All-Time Top Offensive Performances

### Top Passing Performances

- 433, Jake Phillips vs. Delaware, 8/30/07
- 426, Dave Corley vs. Northeastern, 10/28/00
- 414, Stan Yagiello vs. Miami (OH), 1982
- 409, Mike Potts at Towson, 11/4/06
- 406, Stan Yagiello vs. JMU, 9/28/85
- 401, David Murphy at Marshall, 11/5/83
- 399, Chris Garrity at ECU, 11/14/81
- 385, Greg DeGennaro at Bucknell, 9/20/86
- 381, Mike Cook at N. Iowa, 12/7/96\*
- 378, Lang Campbell vs. Northeastern, 10/2/04
- 373, Mike Cook vs. UNH, 10/24/98
- 368, Lang Campbell at Liberty, 10/9/04
- 360, Dave Murphy vs. Rutgers, 10/22/83
- 355, Lang Campbell at Delaware, 10/23/04
- 352, Mike Cook at Ga. Southern, 9/6/97
- 346, Dave Corley vs. VMI, 9/14/02
- 345, Chris Hakel vs. Delaware, 9/14/91
- 345, Stan Yagiello vs. Norfolk St., 9/14/85
- 342, Lang Campbell vs. Delaware, 12/4/04\*
- 339, Mike Cook vs. Hampton, 10/31/98
- 335, Jake Phillips vs. Liberty, 9/15/07
- 329, Chris Garrity vs. Richmond, 11/21/81
- 326, Dave Corley vs. Delaware, 9/28/02

\*NCAA Playoff Game

### Top Rushing Performances

- 257, Phil Mosser at Ohio Wes., 10/3/70
- 219, Derek Fitzgerald vs. Penn., 10/14/95
- 201, Alvin Porch at UConn., 10/18/97
- 198, Jon Smith at UNH, 10/19/02
- 189, Derek Fitzgerald at NU, 9/16/95
- 189, Derek Fitzgerald vs. Villanova, 10/23/93
- 186, Alvin Porch vs. Boston, 9/27/97
- 183, Alvin Porch vs. Delaware, 11/2/96
- 181, Robert Green at Navy, 9/21/91
- 180, Robert Green at Citadel, 9/8/90
- 177, Tyrone Shelton vs. ETSU, 11/4/89
- 177, Hameen Ali vs. Delaware, 10/10/98
- 173, Alvin Porch vs. Richmond, 11/15/97
- 172, Bill Bowman vs. WFU, 9/19/53
- 171, Jim Kruis vs. Navy, 10/16/76
- 170, Troy Keen at Furman, 9/17/94
- 165, Elijah Brooks at Towson, 11/4/06
- 165, Robert Green vs. VMI, 10/13/90
- 164, Tyrone Shelton at Furman, 11/3/90
- 164, Keith Fimian vs. Virginia, 9/18/76
- 159, Alvin Porch vs. JMU, 10/11/97

### Top Receiving Performances

- 244, Dominique Thompson at Delaware, 10/23/04
- 240, David Conklin at VMI, 9/13/97
- 226, Mike Sutton at Marshall, 11/5/83
- 221, Dominique Thompson at LU, 10/9/04
- 211, Kurt Wrigley vs. Richmond, 11/21/81
- 198, Ron Gilliam vs. JMU, 9/28/85
- 195, Chris Rosier at UConn., 10/18/97
- 194, Rich Musinski vs. Delaware, 9/28/02
- 191, Rich Musinski at URI, 10/25/03
- 185, Dominique Thompson vs. UD, 12/4/04\*
- 184, Chris Rosier at URI, 10/7/00
- 183, Glenn Bodnar at Colgate, 11/10/84
- 182, Dave Szydlik vs. JMU, 9/28/85
- 168, Chris Rosier at JMU, 10/28/00
- 164, Rich Musinski vs. UNH, 9/29/01
- 162, D.J. McAulay vs. Delaware, 8/30/07
- 162, Dave Conklin vs. UConn., 11/14/98
- 161, Rich Musinski at UMass, 9/1/01
- 158, Harry Mehre vs. Lehigh, 9/17/88
- 157, Corey Ludwig at Delaware, 9/11/93
- 157, D. Thompson vs. Northeastern, 10/2/04

\*NCAA Playoff Game



# Scoring Drives Chart

## William and Mary Scoring Drives

Opponent	Obtained	Plays	Yards	TOP	Result	Quarter	Play
Delaware	Punt	20	80	8:23	FG	First	Pate 20-yard field goal
Delaware	Kickoff	5	61	2:07	TD	Thrid	Atchison 50-yard pass from Phillips
Delaware	Kickoff	3	54	0:33	TD	Fourth	Phillips 1-yard run
Delaware	Kickoff	4	68	1:34	TD	Fourth	McAulay 17-yard pass from Phillips
Delaware	Fumble	0	0	0:00	TD	Fourth	Wells 28-yard fumble return
VMI	Kickoff	8	73	2:58	TD	First	Holmes 8-yard run
VMI	Fumble	4	41	1:04	TD	First	Holmes 4-yard run
VMI	Punt	7	67	2:25	TD	Second	Mack 31-yard pass from Phillips
VMI	Kickoff	5	63	2:11	TD	Second	Holmes 4-yard run
VMI	Punt	2	27	0:29	TD	Second	Atchison 2-yard pass from Phillips
VMI	Downs	3	52	0:27	TD	Second	Dohse 22-yard pass from Phillips
VMI	Downs	7	72	3:31	TD	Third	Marriner 10-yard run
VMI	Kickoff	10	59	5:31	TD	Fourth	Schonder 6-yard run
VMI	Punt	9	53	4:28	TD	Fourth	Viola 4-yard run
Liberty	Kickoff	10	69	3:32	TD	First-Second	Holmes 8-yard run
Liberty	Kickoff	5	69	1:59	TD	Second	Dohse 27-yard pass from Phillips
Liberty	Kickoff	4	41	0:39	FG	Second	Pate 43-yard field goal
Liberty	Interception	9	80	4:34	TD	Third	Holmes 5-yard run
Liberty	Kickoff	9	59	3:20	FG	Fourth	Pate 19-yard field goal
Liberty	Possession	5	25	-	TD	OT1	Atchison 15-yard pass from Phillips
Liberty	Possession	6	25	-	TD	OT2	Phillips 1-yard run
Virginia Tech	Punt	9	94	3:07	FG	Second	Pate 22-yard field goal
Towson	Kickoff	4	-4	1:58	FG	Second	Pate 36-yard field goal
Towson	Interception	4	89	0:46	TD	Second	Mack 61-yard pass from Phillips
Towson	Punt	3	45	0:23	TD	Second	Nicholas 38-yard pass from Phillips
Towson	Interception	4	3	0:56	FG	Third	Pate 41-yard field goal
Towson	Interception	3	25	1:18	TD	Third	Viola 2-yard run
Villanova	Kickoff	6	61	2:51	TD	First	Phillips 7-yard run
Villanova	Kickoff	10	80	3:59	TD	First	Dohse 24-yard pass from Phillips
Villanova	Kickoff	16	54	7:44	FG	Second	Pate 41-yard field goal
Villanova	Kickoff	2	73	0:20	TD	Third	Mack 73-yard pass from Phillips
Maine	Kickoff	8	65	1:49	TD	Second	Dohse 31-yard pass from Phillips
Maine	Downs	13	89	5:45	TD	Third	Dohse 33-yard pass from Phillips
Maine	Punt	13	90	4:21	TD	Fourth	Viola 3-yard run
UMass	Kickoff	10	42	4:08	FG	First	Pate 45-yard field goal
UMass	Downs	3	8	1:16	TD	First	Viola 1-yard run
UMass	Kickoff	8	73	3:27	TD	Second	Atchison 5-yard pass from Phillips
UMass	Interception	6	22	1:33	TD	Third	Phillips 1-yard run
UMass	Fumble	0	0	0:00	TD	Fourth	Pigram 42-yard fumble return
UMass	Fumble	4	-1	1:40	FG	Fourth	Pate 20-yard field goal
Hofstra	Downs	2	3	0:39	TD	First	Riggins 2-yard run
Hofstra	Kickoff	7	70	2:59	TD	Fourth	Marriner 16-yard pass from Potts
James Madison	Kickoff	3	64	1:12	TD	First	Mack 52-yard pass from Phillips
James Madison	Kickoff	6	71	2:39	TD	Second	Atchison 18-yard pass from Phillips
James Madison	Kickoff	12	71	6:16	TD	Third	Riggins 1-yard run
James Madison	Fumble	3	38	0:31	TD	Third	Marriner 23-yard pass from Phillips
James Madison	Punt	5	46	2:16	TD	Fourth	Archer 24-yard pass from Potts

# The Last Time It Happened



<b>Team</b>	
Shut out an opponent.....	56-0, vs. Liberty, 9/24/05
Was shut out.....	0-14, at Delaware, 11/1/97
Consecutive shutouts.....	at Northeastern (32-0), at New Hampshire (39-0), 1995
Scored 60-69 points.....	63-16 at VMI, 9/8/07
Scored 50-59 points.....	56-0, vs. Liberty, 9/24/05
Consecutive 50+ games.....	at Northeastern (53), vs. Villanova (51), 1993
Consecutive 40+ games.....	at VMI (63) 9/8/07, vs. Liberty (48) 9/15/07
Passed for 400+ yards.....	433, vs. Delaware, 8/30/07
Allowed 400+ passing yards.....	489, at Western Michigan, 9/5/03
Passed for 300+ yards.....	391, at Villanova, 10/6/07
Allowed 300+ passing yards.....	367, at Towson, 11/4/06
Rushed for 400+ yards.....	433, vs. Villanova, 10/23/99
Allowed 400+ yards rushing.....	509, vs. Furman, 9/18/99
Rushed for 300+ yards.....	335, vs. Liberty, 9/24/05
Rushed/Passed for 200+ yards.....	at VMI (249 rush, 275 pass), 9/8/07
Had 600+ yds of total offense.....	630, at Towson, 11/4/06
Allowed 600+ yards of total off.....	638, at Western Michigan, 9/6/03
Had 500-599 yds of total offense.....	524, vs. Liberty, 9/15/07
Allowed 500-599 yards total off.....	505, at Villanova, 10/6/07
Gained less than 100 yards total offense.....	None post 1981
Held opponent under 100 yards total offense.....	.82, at Bucknell, 9/21/96
Gained less than 50 rush yards.....	5, at Virginia Tech, 9/22/07
Held opponent under 50 rush yards.....	-6, vs. Liberty, 9/24/05
Gained less than 50 pass yards.....	30, vs. Boston, 9/19/92
Held opponent under 50 pass yards.....	22, at VMI, 9/8/07
Intercepted five passes.....	5, vs. Pennsylvania, 10/14/95
Had five passes intercepted.....	5, vs. Boston, 10/14/89
Scored a defensive touchdown.....	vs. UMASS (Fumble return), 10/27/07
Allowed a defensive touchdown.....	at Virginia Tech (INT return), 9/22/07
Scored a special teams touchdown.....	vs. New Hampshire (Kickoff return), 10/8/05
Allowed a special teams touchdown.....	at Virginia Tech (Punt return), 9/22/07
Scored defensive and special teams touchdowns.....	at Richmond, 11/21/03
Allowed defensive and special teams touchdowns.....	at Virginia Tech, 9/22/07
Recorded a safety.....	vs. Villanova, 11/6/04
Surrendered a safety.....	vs. Delaware, 11/12/05
Won in overtime.....	(2 OT), 48-41, vs. Liberty, 9/15/07
Lost in overtime.....	31-34, at James Madison, 11/16/02
Tied an opponent.....	31-31, at Princeton, 9/23/89
<b>Individual</b>	
Passed for 400+ yds.....	433, J. Phillips vs. Delaware, 8/30/07
Opponent passed for 400+ yards.....	450, C. Munson at Western Michigan, 9/6/03
Passed for 300+ yards.....	335, J. Phillips vs. Liberty, 9/15/07
Opponent passed for 300+ yards.....	367, S. Schaefer, at Towson, 11/4/06
Passed for 200+ yards.....	219, J. Phillips vs. James Madison, 11/10/07
Opponent passed for 200+ yards.....	218, L. Coen (UMASS), 10/27/07
Passed for 6 touchdowns.....	S. Knight, vs. Maine, 11/6/93
Opponent passed for 6 touchdowns.....	C. Munson, at Western Michigan, 9/6/03
Passed for 4+ touchdowns.....	4, J. Phillips, at Northeastern, 10/15/05
Opponent passed for 4+ touchdowns.....	4, A. Young, at Villanova, 10/6/07
Completed 30+ attempts.....	30, L. Campbell, vs. James Madison, 12/10/04
Opponent completed 30+ attempts.....	33, S. Schaefer, at Towson, 11/4/06
QB pass/rush for 100 yards.....	D. Corley (247 pass, 107 rush), at Villanova, 11/11/00
Opponent QB pass/rush for 100 yards.....	J. Eaton (128 pass, 106 rush), at Maine, 9/7/02
QB had 2 pass / 2 rush TDs.....	L. Campbell (2 pass, 2 rush), at North Carolina, 9/4/04
Opponent QB had 2 pass / 2 rush TDs.....	B. Savage (2 pass, 3 rush), at Hofstra, 11/3/07
Rushed for 200+ yards.....	201, A. Porch, at Connecticut, 10/18/97
Had an opponent rush for 200+ yards.....	244, O. Cuff vs. Delaware, 8/30/07
Rushed for 100+ yards.....	107, C. Marriner at VMI, 9/8/07
Had an opponent rush for 100+ yards.....	R. Landers (171), G. Yancey (132), vs. JMU, 11/10/07
Two players rush for 100 yards.....	Troy Keen (158) and Derek Fitzgerald (140), vs. URI, 10/7/95
Two opponents rush for 100 yards.....	R. Landers (171), G. Yancey (132), vs. JMU, 11/10/07
Two players with 100 receiving yds.....	C. Dohse (117) and E. Mack (105), at Villanova, 10/6/07
Two opponents with 100 receiving yards.....	D. Boler (155) and J. Long (108), at UD, 10/23/04
Had 200+ yards receiving.....	244, D. Thompson, at Delaware, 10/23/04
Opponent had 200+ yards receiving.....	206, C. Adams, vs. Hofstra, 10/6/01
Had 100+ receiving yds.....	128, E. Mack vs. James Madison, 11/10/07
Opponent had 100+ yards receiving.....	105, M. Sherry, at Villanova, 10/6/07
Had 30+ carries.....	30, E. Brooks, vs. Villanova, 10/28/06
Opponent had 30+ carries.....	34, M. Lawrence, vs. UMASS, 10/27/07
Rushed for 4+ touchdowns.....	(4) E. Brooks, vs. New Hampshire, 10/8/05
Opponent rushed for 4+ touchdowns.....	(6), O. Cuff, vs. Delaware, 8/30/07
Rushed for 3 touchdowns.....	D. Holmes at VMI, 9/8/07
Opponent rushed for 3 touchdowns.....	(3), G. Yancey, vs. James Madison, 11/10/07
Had 10+ receptions.....	11, J. Nicholas, vs. Delaware, 12/4/04
Opponent had 10+ receptions.....	11, D. Arnold, at Towson, 11/4/06
Had 3+ touchdown receptions.....	4, D. Thompson, at Delaware, 10/23/04
Opponent had 3+ touchdown receptions.....	3, T. Hinshaw, at Central Florida, 9/23/00
Had TD Rushing/TD Receiving.....	E. Brooks (3 rush, 1 receiving), vs. Liberty, 9/24/05
Opponent had TD Rushing/TD Receiving.....	B. Ore (1 rush, 1 receiving), at Virginia Tech, 9/22/07
Returned a kickoff for TD.....	S. Cason, 92 yards, vs. New Hampshire, 10/8/05
Had a kickoff returned for TD.....	J. Mathis, 93 yards, vs. Hampton, 11/27/04
Returned a punt for TD.....	M. Bobo, 69 yards, at Richmond, 11/21/03
Had a punt returned for TD.....	E. Royal, 60 yards, at Virginia Tech, 9/22/07
Returned a blocked punt for TD.....	S. McDermott, 12 yards, at Rhode Island, 9/7/96
Had a blocked punt returned for TD.....	C. Curry, 0 yards, vs. Villanova, 11/11/00
Blocked a field goal.....	T. McLaurin, 35 att., at Liberty, 10/14/06
Had a field goal blocked.....	B. Pritchard, 37-yards, vs. Richmond, 11/18/06
Blocked a punt.....	B. Burrow, vs. Delaware, 11/12/05
Had a punt blocked.....	D. Miller (2), vs. James Madison, 11/10/07
Returned a fumble for TD.....	M. Pigram, 42 yards, vs. UMASS, 10/27/07
Had a fumble returned for TD.....	J. Couch, 70 yards vs. Marshall, 9/1/05
Had 2+ interceptions.....	2, D. Cox, vs. Towson, 9/29/07
Opponent had 2+ interceptions.....	2, P. Sturdivant, at Virginia Tech, 9/22/07
Returned an INT for TD.....	Tre. McLaurin (14 yards), J. Miller (80 yards), at Villanova, 10/29/05
Had an INT returned for TD.....	B. Flowers, 49 yards, at Virginia Tech, 9/22/07
Made 4 Field Goals.....	B. Sterba, vs. Northeastern, 10/28/01
Opponent made 4 Field Goals.....	M. Husted, at Virginia, 10/24/92
Made 3 Field Goals.....	B. Pritchard, at Towson, 11/4/06
Opponent made 3 Field Goals.....	J. Dunlevy, at Virginia Tech, 9/22/07
Kicked a 50+ yard Field Goal.....	50, G. Kuehn, at Rhode Island, 9/17/05
Opponent kicked a 50+ yard Field Goal.....	51, C. McCormack, vs. New Hampshire, 10/15/03
2-point run.....	L. Campbell, vs. James Madison, 12/10/04
Opponent 2-point run.....	C. Cross, vs. Villanova, 11/27/01
2-point reception.....	J. Nicholas, vs. Northeastern, 10/2/04
Opponent 2-point reception.....	R. Jennings, vs. Liberty, 9/15/07



# Single-Game Records

## Individual Records

### Scoring

#### Most Points

36, Bill Palese vs. Bridgewater, 1931

#### Most Touchdowns

6, Bill Palese vs. Bridgewater, 1931

#### Most PATs

**9, B. Pate at VMI, 2007**

8, Greg Kuehn vs. Liberty, 2005

8, Greg Kuehn vs. VMI, 2002

8, Terry Regan vs. Davidson, 1972

#### Most Field Goals

4, Chris Dawson vs. Lehigh, 1992

4, Brian Shallcross vs. VU, 1995

4, Brett Sterba vs. Northeastern, 2000

## Total Offense

### Most Yards

462, **Jake Phillips** vs. Delaware, 2007

454, David Corley vs. Northeastern, 2000

## Rushing

### Rush Attempts

37, Wes Meeteer vs. Davidson, 1969

37, Troy Keen vs. Northeastern, 1994

37, Derek Fitzgerald vs. Penn, 1995

### Rushing Yards

257, Phil Mosser vs. Ohio Wesl., 1970

## Passing

### Pass Attempts

53, Lang Campbell vs. UD, 2004

52, Mike Cook vs. UNH, 1998

### Completions

35, Dave Murphy vs. Rutgers, 1983

### Passing Yards

433, **Jake Phillips** vs. Delaware, 2007

426, David Corley vs. Northeastern, 2000

### Touchdown Passes

6, Shawn Knight vs. Maine, 1993

## Receiving

### Receptions

13, Rich Musinski vs. URI, 2003

13, Glen Bodnar vs. Colgate, 1984

### Receiving Yards

244, Dominique Thompson at UD, 2004

240, Dave Conklin vs. VMI, 1997

### TD Receptions

4, Dominique Thompson at UD, 2004

4, Vito Ragazzo vs. WFU, 1949

4, Corey Ludwig vs. Maine, 1993

### Sacks

3.5, Luke Cullinane vs. VU, 1996

### Interceptions

4, Jack Bruce vs. Richmond, 1947

## Individual Long Plays

### Rush from scrimmage

95 yds, John Truehart vs. Elon, 1934

### Pass Completion

87 yds, Lang Campbell to Dominique Thompson at Delaware, 2004

87 yds, Dan Henning to Tom Scott vs. Navy, 1961

### Punt

77 yds, Russell Brown, 1972

77 yds, Joe Agee, 1975

77 yds, Jack Freeman, 1942

### Punt Return

101 yds, Dale Worrall vs. Bridgewater, 1932

### Kickoff Return

100 yds, Dick Pawlewicz vs. UVA, 1974

### Run With Fumble

91 yds, Meb Davis vs. Columbia, 1926

### Run with Interception

93 yds, Marvin Graham vs. Virginia Tech, 1946

### Field Goal

53 yds, Steve Christie vs. ETSU, 1987

53 yds, Steve Christie vs. UVA, 1988

53 yds, Brett Sterba vs. Delaware, 2000

## Team Records

### Most Points Scored

95, vs. Bridgewater, 1931

### Most Points Allowed

93, by Delaware, 1915

### Most Yards Gained

681, vs. Richmond, 1991

### Most Plays

100, vs. Virginia Tech, 1971

### Rushing Yards

453, vs. Ohio Wesleyan, 1970

433, vs. Villanova, 1993

419, vs. Delaware, 1973

417, vs. Richmond, 1974

413, vs. VMI, 1993

### Pass Attempts

55, vs. Virginia Tech, 1971

### Pass Completions

35, vs. Rutgers, 1983

### Passing Yards

498, vs. VMI, 1997

426, vs. Northeastern, 2000

414, vs. Miami (Ohio), 1982

412, vs. JMU, 1985

403, vs. East Carolina, 1981

### First Downs

36, vs. VMI, 1991

36, vs. VMI, 1993

35, vs. Liberty, 2005

### Most Interceptions

6, vs. Wake Forest, 1947

### Best Defense Against the Run

-39 yds, vs. Colgate, 1988

-39 yds, vs. Villanova, 1996

-11 yds, Quantico, 1967

-6 yds, vs. Liberty, 2005

-6 yds, vs. Villanova, 1993

### Best Defense Against the Pass

9 yds, vs. UMass, 1995

9 yds, vs. East Carolina, 1980

9 yds, vs. Appalachian State, 1976

10 yds, vs. Furman, 1999

11 yds, vs. VMI, 1993

Active players in bold.

# Game-By-Game Results

## Game 1

### Delaware 49, William and Mary 31

Aug. 30 | Williamsburg, Va. | Zable Stadium | 7:30 p.m.

WILLIAMSBURG (8/30/07) -- Omar Cuff tied a NCAA FCS record with seven touchdowns, including six rushing, to lead the 19th-ranked Blue Hens past W&M, 49-31, in the inaugural CAA Football game at Zable Stadium.

Despite a school-record 433 passing yards from Tribe quarterback Jake Phillips, the Delaware stole the show with a powerful offensive attack. Cuff ran for a career-high 244 yards and school-record six touchdowns on 30 attempts and also set a school record with seven total touchdowns, which included a 19-yard scoring catch from Joe Flacco.

Flacco completed 19 of 23 attempts for 202 yards with the one scoring pass to Cuff.

Cuff's six rushing touchdowns, and seven overall, were both conference records.

Phillips connected on 26 of 41 attempts with two touchdowns, surpassing the previous school record of 426 passing yards set by David Corley, Jr. against Northeastern in 2000.

D.J. McAulay finished with seven receptions for a career-high 162 yards and a touchdown, and tight Drew Atchison finished with six catches for a career-best 139 yards and a score.

DeBrian Holmes rushed for 53 yards, and Phillips added 29 yards rushing and a touchdown. W&M finished with 542 total yards of offense.

Terrell Wells scored on a 28-yard fumble return for the Tribe in the fourth.



**Jake Phillips passed for a school record 433 yards in the loss to Delaware.**

	1	2	3	4	Final
Delaware	0	21	7	21	49
William and Mary	3	0	7	21	31

#### Scoring Summary

Qtr	Team	Score	Time
1st	W&M	FG Pate 20	3:59
2nd	UD	Cuff 1 run (Striefsky kick)	14:57
	UD	Cuff 38 run (Striefsky kick)	10:51
	UD	Cuff 1 run (Striefsky kick)	2:09
3rd	W&M	Atchison 50 pass from Phillips (Pate kick)	12:53
	UD	Cuff 2 run (Striefsky kick)	9:08
4th	UD	Cuff 20 run (Striefsky kick)	14:54
	W&M	Phillips 1 run (Pate kick)	14:21
	UD	Cuff 19 pass from Flacco (Striefsky kick)	12:47
	W&M	McAulay 17 pass from Phillips (Pate kick)	11:13
UD	Cuff 10 run (Striefsky kick)	9:06	
W&M	Wells 28 fumble return (Pate kick)	5:17	

	W&M	UD
First Downs	26	26
Rushes - Yards	33-109	46-281
Att-Cmp-Int	42-26-0	23-19-0
Pass Yards	433	202
Total Offense	542	483
Total Plays	75	69
Fumbles - Lost	1-0	1-1
3rd Down Conv.	4-14	7-10
Penalties - Yards	7-67	4-45
Sacks by - Yards	1-7	3-13
Time of Possession	30:05	29:55

**Rushing - W&M:** Holmes 17-53, Phillips 11-29 (TD), Marriner 4-21, McAulay 1-6. **UD:** Cuff 30-244 (6 TD), Michaud 7-39, Broyles 6-8, TEAM 1(-3), Flacco 2(-7).

**Passing - W&M:** Phillips 41-26-0, 433, 2 TD. **UD:** Flacco 23-19-0, 202, TD.

**Receiving - W&M:** McAulay 7-162 (TD), Atchison 6-139 (TD), Archer 5-58, Mack 4-53, Holmes 2-20, Otey 1-10, Marriner 1(-9). **UD:** Michaud 5-75, Cuff 4-52 (TD), Mackey 2-19, Baker 2-14, Heydt 2-12, Agnone 2-8, Crosby 1-14, Love 1-8.

**Defense - W&M:** Pigram 13 (5 solo, TFL), Rutter 11, Livingston 10 (5 solo), Horvath 6 (FF, TFL, 4 solo), Cox 6, Lissemore 3 (TFL, sack), Wells 1 (28-yard FR for TD).

**Attendance:** 11,639; **Time:** 3:22; **Weather:** 80, Partly Cloudy

## Game 2

### William and Mary 63, VMI 16

Sept. 8 | Lexington, Va. | Foster Stadium | 1 p.m.

LEXINGTON, Va. (9/8/07) -- Jake Phillips and DeBrian Holmes paced a near flawless first-half offensive performance to help lead William and Mary to a 63-16 victory over VMI at Foster Stadium.

The Tribe picked up its first win of the season and 22nd consecutive victory over the Keydets in a series that dates back to 1905.

Phillips completed 13 of his 15 first-half attempts for 242 yards and three touchdowns, and Holmes rushed for three scores, as the Tribe raced out to a 42-10 halftime edge.


W&M went on to record over 500 yards of total offense for the second time in as many games, finishing with 524 to VMI's 271.

Cameron Dohse had four catches for 77 yards and a touchdown in his first start, and Elliott Mack recorded four receptions for 73 yards and a score.

Courtland Marriner led the ground attack with a career-high 107 yards and a touchdown on 13 attempts. Tony Viola and Thomas Schonder added rushing touchdowns for the Tribe.

David Caldwell led a solid defensive effort, collecting a career-best 15 total tackles, including nine solo stops and 1.5 tackles for loss. Josh Rutter recovered a pair of fumbles, and Evan Franks had a sack.

Brian Pate connected on all nine of his point-after attempts, setting a school record for extra points in a single game.



**David Caldwell recorded a career-high 15 tackles in the win over VMI.**

	1	2	3	4	Final
William and Mary	14	28	7	14	63
VMI	3	7	0	6	16

#### Scoring Summary

Qtr	Team	Score	Time
1st	VMI	FG Sweeney 24	10:52
1st	W&M	Holmes 8 run (Pate kick)	7:54
	W&M	Holmes 4 run (Pate kick)	3:34
	W&M	Mack 31 pass from Phillips (Pate kick)	13:20
2nd	VMI	Abegesah 23 run (Sweeney kick)	11:26
	W&M	Holmes 4 run (Pate kick)	9:15
2nd	W&M	Atchison 2 pass from Phillips (Pate kick)	2:16
	W&M	Dohse 22 pass from Phillips (Pate kick)	0:22
	W&M	Marriner 10 run (Pate kick)	4:19
3rd	W&M	Marriner 10 run (Pate kick)	4:19
4th	VMI	Jackson 1 run (Kick blocked)	14:08
	W&M	Schonder 6 run (Pate kick)	8:37
W&M	Viola 4 run (Pate kick)	1:48	

	W&M	VMI
First Downs	31	17
Rushes - Yards	47-249	58-249
Att-Cmp-Int	21-18-0	5-3-0
Pass Yards	275	22
Total Offense	524	271
Total Plays	68	63
Fumbles - Lost	2-1	3-2
3rd Down Conv.	4-7	2-12
Penalties - Yards	0-0	2-10
Sacks by - Yards	2-9	0-0
Time of Possession	27:41	32:19

**Rushing - W&M:** Marriner 13-107 (TD), Viola 12-56 (TD), Schonder 6-45 (TD), Holmes 9-42 (3 TD), Hobson 2-8, Mack 2-7, Phillips 2(-4), D. Miller 1(-12). **VMI:** Abegesah 9-80 (TD), Robinson 16-52, Jackson 6-34 (TD), Itoka 4-31, Rainey-Wiles 11-19, Hughes 8-18, Collins 2-8, Maypray 2-7.

**Passing - W&M:** Phillips 15-13-0, 242, 3 TD; Potts 6-5-0, 33. **VMI:** Robinson 4-2-0, 18; Hughes 1-1-0, 4.

**Receiving - W&M:** Dohse 4-77 (TD), Mack 4-73 (TD), Varno 2-53, Archer 2-46, Holmes 2-20, Conyers 1-7, Dill 1-4, Atchison 1-2 (TD), Marriner 1(-7). **VMI:** Rainey-Wiles 1-18, Maypray 1-4, Jackson 1-0.

**Defense - W&M:** Caldwell 15 (9 solo, 1.5 TFL, FF, PBU), Livingston 9 (6 solo), Dewispeleare 8, Rutter 8 (2 FR), Lissemore 7, Horvath 6 (3 solo), Franks 5 (TFL, sack), Herbert 4 (Blocked PAT), Jones 1 (TFL, FF).

**Attendance:** 6,830; **Time:** 2:36; **Weather:** 91, Sunny, Warm



# Game-By-Game Results

## Game 3

### William and Mary 48, Liberty 41

Sept. 15 | Williamsburg, Va. | Zable Stadium | 7 p.m.

WILLIAMSBURG (9/15/07) -- Jake Phillips' scored on a 1-yard dive, and the Tribe defense came up with a big stop in double-overtime to defeat Liberty, 48-41, at Zable Stadium.

Phillips' 15-yard touchdown pass to Drew Atchison in the first overtime sent the game into the second extra session.

Phillips completed 20 of 28 attempts for 335 yards and three touchdowns in total and finished with 19 yards rushing, including the 1-yard keeper that proved to be the game-winner.

Atchison finished with six catches for 103 yards, and Cameron Dohse (27 yards) and Elliott Mack (7 yards) also had touchdown receptions.

DeBriun Holmes rushed for 96 yards on 28 carries and scored twice on the ground. Tony Viola rushed for 57 yards on 15 attempts, mainly coming in an impressive second-half and overtime performance.

Brian Pate kicked a pair of field goals, including a key career-long 43-yarder as time expired in the first half, and was perfect on six PAT attempts.

Josh Rutter paced the defense with 15 total tackles, and David Caldwell and Derek Cox each had interceptions.



*Jake Phillips goes over the top for a 1-yard TD run in double OT vs. Liberty.*

	1	2	3	4	OT1	OT2	Final
Liberty	7	6	6	15	7	0	41
William and Mary	0	17	7	10	7	7	48

#### Scoring Summary

Qtr	Team	Score	Time
1st	LU	Jennings 2 run (Greenbaum kick)	2:56
2nd	W&M	Holmes 8 run (Pate kick)	14:24
	LU	FG Greenbaum 37	8:06
	W&M	Dohse 27 pass from Phillips (Pate kick)	6:07
	LU	FG Greenbaum 31	0:39
W&M	FG Pate 43	0:00	
	W&M	Holmes 5 run (Pate kick)	4:14
3rd	W&M	Bolden 13 pass from Smith (Rush failed)	1:48
	LU	Mack 7 pass from Phillips (Pate kick)	13:28
4th	W&M	Mack 7 pass from Phillips (Pate kick)	12:11
	LU	Jennings 12 run (Greenbaum kick)	7:12
W&M	FG Pate 19	0:16	
	LU	Terrell 3 run (Jennings pass from Smith)	--
OT1	LU	Jennings 25 run (Greenbaum kick)	--
	W&M	Atchison 15 pass from Phillips (Pate kick)	--
OT2	W&M	Phillips 1 run (Pate kick)	--

	LU	W&M
First Downs	24	30
Rushes - Yards	37-182	48-171
Att-Cmp-Int	35-25-2	30-21-0
Pass Yards	203	353
Total Offense	385	524
Total Plays	74	78
Fumbles - Lost	0-0	1-1
3rd Down Conv.	7-15	6-11
Penalties - Yards	9-70	13-87
Sacks by - Yards	1-5	0-0
Time of Possession	29:14	30:46

**Rushing** - W&M: Holmes 23-96 (2 TD), Viola 15-57, Phillips 9-19 (TD), TEAM 1-(-1). LU: Jennings 28-114 (2 TD), Terrell 7-58 (TD), Smith 1-7, Jackson 1-3.

**Passing** - W&M: Phillips 28-20-0, 335, 3 TD; Potts 2-1-0, 18. LU: Smith 37-25-2, 202, 2 TD.

**Receiving** - W&M: Atchison 6-103 (TD), Mack 5-71 (TD), Archer 3-56, Dohse 2-67 (TD), Viola 2-14, Varno 1-20, Nicholas 1-17, Falbo 1-5. LU: Turner 8-55, Crawford 5-50, Jackson 4-41, Bolden 4-35 (TD), Jennings 3-14 (TD), Luck 1-8.

**Defense** - W&M: Rutter 15 (7 solo), Harris 11 (7 solo, PBU), Caldwell 8 (TFL, INT), Pigram 8 (PBU), Tracy 6 (TFL), Cox 3 (INT, PBU).

**Attendance:** 9,329; **Time:** 3:30; **Weather:** 79, Clear

## Game 4

### Virginia Tech 44, William & Mary 3

Sept. 22 | Blacksburg, Va. | Lane Stadium | 1:30 p.m.

BLACKSBURG, Va. (9/22/07) -- Brandon Ore scored two first-half touchdowns, and the Virginia Tech defense and special teams each turned in big plays early to help the 17th-ranked Hokies cruise past William and Mary, 44-3, at Lane Stadium.

Virginia Tech went in front 6-0 on a pair of Jud Dunlevy field goals on its first two possessions, and Ore's 2-yard touchdown run extended the margin to 13-0.

Brandon Flowers returned an interception 49 yards for a touchdown, giving the Hokies a 20-0 edge, and Eddie Royal later returned a punt 60 yards for a touchdown to make it 34-0.

The Tribe, which saw its two-game winning streak snapped, scored its only points on a 22-yard field goal by Brian Pate.

Jake Phillips finished with 243 yards passing, completing 17-of-40 attempts, but was picked off three times. Drew Atchison was the Tribe's leading receiver with five catches for 81 yards. Joe Nicholas finished with 63 yards on two receptions, and R.J. Archer had three catches for 39 yards.

Against a stout defensive effort by the Tribe in the second half, Virginia Tech gained only 94 total yards and just four first downs. The Hokies finished with 287 total yards to the Tribe's 262.

Adrian Tracy recorded 3.0 tackles for loss, including one of the team's season-high four quarterback sacks. David Caldwell paced the Tribe with 10 total tackles, including one behind the line of scrimmage. Josh Rutter and Sean Lissemore also recorded sacks.

Thomas Schonder was the Tribe's leading rusher with 42 yards on nine carries, though W&M finished with a net of only five yards rushing.



*Adrian Tracy records one of the Tribe's four quarterback sacks at Virginia Tech.*

	1	2	3	4	Final
William and Mary	0	3	0	0	3
Virginia Tech	27	14	3	0	44

#### Scoring Summary

Qtr	Team	Score	Time
1st	VT	FG Dunlevy 25	11:58
	VT	FG Dunlevy 27	7:37
	Ore 2 run (Dunlevy kick)	4:47	
	VT	Flowers 49 INT return (Dunlevy kick)	3:56
	VT	Lewis 8 run (Dunlevy kick)	0:17
2nd	VT	Royal 60 punt return (Dunlevy kick)	13:56
	W&M	FG Pate 22	5:07
3rd	VT	Ore 34 pass from Taylor (Dunlevy kick)	2:13
	VT	FG Dunlevy 38	7:51

	W&M	VT
First Downs	13	12
Rushes - Yards	28-5	38-133
Att-Cmp-Int	46-19-3	27-151-0
Pass Yards	257	154
Total Offense	262	287
Total Plays	74	65
Fumbles - Lost	1-0	1-0
3rd Down Conv.	3-18	4-16
Penalties - Yards	3-25	11-95
Sacks by - Yards	4-25	5-42
Time of Possession	29:57	30:03

**Rushing** - W&M: Viola 10-17, Schonder 9-42, Archer 1-(-1), Potts 1-(-9), Phillips 6-(-27). VT: Lewis 10-43 (TD), Ore 10-25 (TD), Taylor 5-52, Holt 4-10, Pickle 2-8, Cheeseman 4-6, Glennon 1-(-10).

**Passing** - W&M: Phillips 40-17-3, 243; Potts 6-2-0, 14. VT: Taylor 13-6-0, 72, TD; Glennon 9-5-0, 49; Holt 5-4-0, 33.

**Receiving** - W&M: Atchison 5-81, Archer 3-39, Nicholas 2-63, Mack 2-30, Varno 2-10, Viola 2-4, Dohse 1-16, Falbo 1-10, Schonder 1-4. VT: Ore 4-48 (TD), Smith 2-39, Wheeler 2-15, Boone 1-14, Drager 1-9, Luckett 1-9, Hyman 1-8, Lewis 1-6, Whitaker 1-5, Perez 1-1.

**Defense** - W&M: Caldwell 10 (TFL), Tracy 6 (3.0 TFL, sack), Lissemore 5 (1.5 TFL, sack), Rutter 5 (Sack, PBU), Cox 3 (0.5 TFL), Jean-Pierre 3 (Sack).

**Attendance:** 66,233; **Time:** 3:14; **Weather:** 78, Partly Cloudy

# Game-By-Game Results

## Game 5

### William and Mary 27, Towson 22

Sept. 29 | Williamsburg, Va. | Zable Stadium | 1 p.m.

WILLIAMSBURG (9/29/07) -- Jake Phillips passed for two touchdowns, and the William and Mary defense came up with two big fourth quarter stops to secure a 27-22 victory over Towson in CAA Football action at Zable Stadium.

Phillips passed for 179 yards and also rushed for a season-high 42 yards to help W&M win its first home conference game since 2005. The Tribe also snapped a three-game losing streak in league games.

Towson pulled within 27-22 on Sean Schaefer's 29-yard touchdown pass to Demetrius Harrison with 10:55 remaining, but the Tigers couldn't avoid their third consecutive conference loss and fifth-straight defeat in the series.

Tony Viola rushed for 24 yards on six carries, including a 2-yard touchdown run in the third quarter that proved to be the difference.

Towson held a 422-284 advantage in total yards, but the Tribe defense forced three turnovers, in addition to the two timely stops late.

Derek Cox had two interceptions, and Sean Lissemore recorded his first career pick. David Caldwell led the defensive effort with 14 total tackles, including 10 unassisted stops.

Elliott Mack had a 61-yard touchdown reception, and Joe Nicholas turned in a 38-yard catch run for a touchdown as the Tribe erased a 13-0 deficit in a four-minute span in the second quarter. Brian Pate started the Tribe run with a 36-yard field goal and would later add a 41-yarder.

Courtland Marriner and Thomas Schonder each finished with 20 yards rushing. Nicholas and R.J. Archer each finished with three receptions.



**Derek Cox returns his second interception 69 yards in the win over Towson.**

	1	2	3	4	Final
Towson	10	6	0	6	22
Virginia Tech	0	17	10	0	27

#### Scoring Summary

Qtr	Team	Score	Time
1st	TU	FG Bencivengo 27	10:23
	TU	Williams 3 run (Bencivengo kick)	3:09
2nd	TU	FG Bencivengo 20	8:05
	W&M	FG Pate 36	5:46
	W&M	Mack 61 pass from Phillips (Pate kick)	2:38
	W&M	Nicholas 38 pass from Phillips (Pate kick)	1:19
	TU	FG Bencivengo 37	0:00
3rd	W&M	FG Pate 41	13:09
	W&M	Viola 2 run (Pate kick)	7:48
4th	TU	Harrison 29 pass from Schaefer (Pass failed)	10:55

	TU	W&M
First Downs	24	12
Rushes - Yards	44-214	33-105
Att-Cmp-Int	40-21-3	23-10-1
Pass Yards	208	179
Total Offense	422	284
Total Plays	84	56
Fumbles - Lost	3-0	1-0
3rd Down Conv.	5-16	4-15
Penalties - Yards	7-45	3-35
Sacks by - Yards	2-9	0-0
Time of Possession	33:58	26:02

**Rushing - W&M:** Marriner 11-20, Phillips 8-42, Schonder 7-20, Viola 6-24 (TD). **TU:** Williams 34-139 (TD), Castor 8-73, Schaefer 2-2.

**Passing - W&M:** Phillips 23-10-1, 179, 2 TD. **TU:** Schaefer 40-21-3, 208, TD.

**Receiving - W&M:** Nicholas 3-56 (TD), Archer 3-30, Mack 1-61 (TD), Dohse 1-17, Schonder 1-12, Atchison 1-3. **TU:** Lee 9-69, Harrison 5-75 (TD), Perry 2-30, Tongu 2-4, Cegles 1-11, Williams 1-10, Godlasky 1-9.

**Defense - W&M:** Caldwell 14 (10 solo, TFL), Pigram 9 (6 solo, TFL), Livingston 9 (6 solo, 4 PBU), Rutter 7, Tracy 6 (TFL, 6 solo), Cox 6 (2 INT, 3 PBU), Lissemore 3 (INT), Herbert 3 (2 PBU).

**Attendance:** 10,094; **Time:** 2:58; **Weather:** 80, Breezy, Clear

## Game 6

### Villanova 63, William and Mary 24

Oct. 6 | Villanova, Pa. | Villanova Stadium | 6 p.m.

VILLANOVA, Pa. (10/6/07) -- Villanova quarterback Antwon Young passed for four touchdowns and rushed for another in a 63-24 victory over William and Mary at Villanova Stadium.

Young completed 20 of 26 attempts for 216 yards and rushed for 38 yards on five attempts, and Villanova won its third straight in the series. The Wildcats' 63-point total was the highest against the Tribe in a league game.

W&M put itself in a big hole early, losing two fumbles on kickoff returns, both of which led to short Villanova touchdown drives. The Wildcats, which scored on its first five possessions, led 28-7 with 4:06 remaining in the opening quarter, before the Tribe offense took the field for the second time.

Jake Phillips passed for 291 yards and two touchdowns and also rushed for a score. Cameron Dohse recorded career-highs with six receptions and 117 yards and scored on a 24-yard pass from Phillips. Elliott Mack also went over the 100-yard receiving mark with 105 yards on three catches. Eric Robertson and Marshall Dill also set career marks for receptions with five and three, respectively.

Courtland Marriner rushed for 81 yards on 16 attempts, and Brian Pate connected on a 41-yard field goal attempt.



**Jake Phillips scores on a 7-yard touchdown run in the loss at Villanova.**

	1	2	3	4	Final
William and Mary	14	3	7	0	24
Villanova	28	7	21	7	63

#### Scoring Summary

Qtr	Team	Score	Time
1st	VU	Dicken 10 run (Marcoux kick)	12:13
	W&M	Phillips 7 run (Pate kick)	9:14
	VU	Sherry 39 pass from Young (Marcoux kick)	7:21
	VU	Atkinson 16 pass from Young (Marcoux kick)	6:18
	VU	Young 1 run (Marcoux kick)	4:06
	W&M	Dohse 24 pass from Phillips (Pate kick)	0:07
2nd	VU	Ragone 31 pass from Atkinson (Marcoux kick)	12:23
	W&M	FG Pate 41	4:33
3rd	VU	Harvey 24 pass from Young (Marcoux kick)	9:27
	VU	Sherry 4 pass from Young (Marcoux kick)	3:17
	W&M	Mack 73 pass from Phillips (Pate kick)	2:51
	VU	Babbaro 33 run (Marcoux kick)	0:40
4th	VU	Babbaro 25 pass from Whitney (Marcoux kick)	7:31

	W&M	VU
First Downs	25	23
Rushes - Yards	29-70	40-233
Att-Cmp-Int	48-26-0	28-22-0
Pass Yards	391	272
Total Offense	461	505
Total Plays	77	68
Fumbles - Lost	4-3	1-0
3rd Down Conv.	8-15	9-13
Penalties - Yards	2-15	10-99
Sacks by - Yards	0-0	5-32
Time of Possession	29:00	31:00

**Rushing - W&M:** Marriner 16-81, Phillips 8-(9) (TD), Schonder 3-3, Viola 1-3, Mack 1-(8). **VU:** Dicken 18-80 (TD), Ball 11-68, Young 5-38 (TD), Babbaro 2-35 (TD), Whitney 2-10, Ragone 1-3.

**Passing - W&M:** Phillips 30-16-0, 291, 2 TD; Potts 18-10-0, 100. **VU:** Young 26-20-0, 216, 4 TD; Whitney 1-1-0 25, TD; Atkinson 1-1-0, 31, TD.

**Receiving - W&M:** Dohse 6-117 (TD), Robertson 5-56, Archer 5-47, Mack 3-105 (TD), Dill 3-24, Varno 2-20, Atchison 2-21, Marriner 1-1. **VU:** Sherry 7-105 (2 TD), Harvey 3-42 (TD), Babbaro 3-33 (TD), Atkinson 3-26 (TD), Ridley 2-20, Ragone 1-31 (TD), Szczur 1-8, Bradway 1-5, Dicken 1-2.

**Defense - W&M:** Tracy 9 (6 solo), Pigram 8 (5 solo, TFL), Livingston 7, Herbert 3 (TFL), Steinman 2 (TFL).

**Attendance:** 8,721; **Time:** 3:11; **Weather:** 81, Clear





# Game-By-Game Results

## Game 7

### William and Mary 21, Maine 20

Oct. 13 | Orono, Maine | Alfond Stadium | 3 p.m.

ORONO, Maine (10/13/07) -- Tony Viola's fourth-quarter touchdown run, and a strong defensive effort in the second half helped William and Mary hang on for a 21-20 victory at Maine.

Jake Phillips passed for 255 yards and two touchdowns, both to Cameron Dohse, and engineered two long second-half scoring drives, but it was Viola's late hard running and the defense limiting Maine to two fourth-quarter field goals that secured the Tribe's second CAA win.

Viola finished with 44 yards rushing with 36 of those yards coming on nine fourth-quarter attempts. Viola's 3-yard run with 11:13 remaining capped a 90-yard, 13-play drive that gave W&M its first lead, 21-14.


Maine, which managed only one first down on five third down tries and 132 total yards in the second half, reached the Tribe 12-yard line on its next possession but settled for a 32-yard field goal after Adrian Tracy sacked Adam Farkes on third down.

A fumbled punt snap after a three-and-out gave it right back to Maine deep in Tribe territory at the 24-yard line, but the Black Bears would again settle for three points after a big defensive stand.

Dohse finished with seven receptions for 123 yards, both career highs, and scored on receptions of 31 and 33 yards. It was the second-straight 100-yard receiving game for the redshirt freshman.

Elliott Mack finished with five receptions for 53 yards, and R.J. Archer had four catches for 29 yards. Thomas Schonder rushed for 34 yards on carries, and Courtland Marriner ran for 33 yards.

Josh Rutter paced the defensive effort with 9 total tackles, and Derek Cox recorded eight unassisted stops. Adrian Tracy recorded a solo pass sack, and Derek Toon had an unassisted tackle for loss on a fourth down play in the first half.



**Cameron Dohse had seven catches for 123 yards and two touchdowns at Maine.**

	1	2	3	4	Final
William and Mary	0	7	7	7	21
Maine	7	7	0	6	20

#### Scoring Summary

Qtr	Team	Score	Time
1st	UM	Williams 20 pass from Farkes (Donnelly kick)	8:08
2nd	UM	Williams 31 pass from Farkes (Donnelly kick)	2:51
	W&M	Dohse 31 pass from Phillips (Pate kick)	1:02
3rd	W&M	Dohse 33 pass from Phillips (Pate kick)	1:27
4th	W&M	Viola 3 run (Pate kick)	11:13
	UM	FG Donnelly 32	7:20
	UM	FG Donnelly 34	4:46

	W&M	UM
First Downs	22	19
Rushes - Yards	42-136	40-249
Att-Cmp-Int	38-24-0	19-11-0
Pass Yards	243	125
Total Offense	379	374
Total Plays	80	59
Fumbles - Lost	0-0	0-0
3rd Down Conv.	8-17	2-10
Penalties - Yards	6-52	6-60
Sacks by - Yards	1-3	1-9
Time of Possession	33:09	26:51

**Rushing** - W&M: Viola 10-44 (TD), Schonder 8-34, Marriner 15-33, Phillips 8-25. UM: Fluellen 30-197, Farkes 8-35, Cotrone 2-17.

**Passing** - W&M: Phillips 37-23-0, 255, 2 TD. UM: Farkes 19-11-0, 125, 2TD.

**Receiving** - W&M: Dohse 7-123 (2TD), Mack 5-53, Archer 4-29, Vamo 3-8, Atchison 2-14, Marriner 2-1, Nicholas 1-15. UM: Williams 4-69 (2TD), Pierre 3-23, Cotrone 2-13, Fersner 1-15, Fluellen 1-5.

**Defense** - W&M: Rutter 10 (4 solo), Caldwell 9, Cox 8 (8 solo), Tracy 7 (TFL, sack), Harris 7, Livingston 6 (4 solo, PBU), Toon 4 (TFL).

**Attendance:** 7,122; **Time:** 3:07; **Weather:** 55, Partly Cloudy

## Game 8

### #4 UMass 48, William and Mary 34

Oct. 27 | Williamsburg, Va. | Zable Stadium | 1 p.m.

WILLIAMSBURG (10/27/07) -- Matt Lawrence rushed for three touchdowns in a big second half for fourth-ranked Massachusetts, as the Minutemen survived an upset bid by William and Mary with a wild 48-34 victory at Zable Stadium.

Lawrence ran for a career-high 186 yards on 34 attempts and kept UMass perfect in conference play with two rushing scores in the final four minutes.

W&M built a 24-13 lead with 6:36 remaining in the third quarter on Jake Phillips' 1-yard keeper, before UMass stormed back with 21 points in just over six minutes. Phillips rushed for a season-high 49 yards, had a 25-yard reception and also threw a 5-yard touchdown pass to Drew Atchison in the first half.

After falling behind, the Tribe put together a rally of its own, using a 42-yard fumble return for a touchdown by Michael Pigram, then a 22-yard fumble return by Josh Rutter to set up Brian Pate's 20-yard field goal that tied the game, 34-34, with 7:31 remaining.

Atchison led the Tribe receiving corps with six catches for 65 yards. Elliott Mack had three grabs for 26 yards, and R.J. Archer had three receptions for 24 yards. Courtland Marriner rushed for 86 yards on 21 attempts, and Tony Viola added a 1-yard touchdown run in the first half.

Pigram finished with 14 total tackles, including 10 solo and one quarterback sack, and also recorded his first career interception.



**Drew Atchison stretches for a 5-yard touchdown reception vs. UMass.**

	1	2	3	4	Final
Massachusetts	6	7	7	28	48
William and Mary	10	7	7	10	34

#### Scoring Summary

Qtr	Team	Score	Time
1st	UMASS	Racher 60 pass from Coen (Rush failed)	14:44
	W&M	FG Pate 45	10:36
	W&M	Viola 1 run (Pate kick)	0:04
2nd	UMASS	Rancher 7 pass from Coen (Koepplin kick)	6:37
	W&M	Atchison 5 pass from Phillips (Pate kick)	3:10
3rd	W&M	Phillips 1 run (Pate kick)	6:36
	UMASS	Lawrence 11 run (Koepplin kick)	1:35
4th	UMASS	Nelson 13 run (Koepplin kick)	13:28
	UMASS	Jorgensen 8 pass from Coen (Koepplin kick)	11:16
	W&M	Pigram 42 fumble return (Pate kick)	9:26
	W&M	FG Pate 20	7:31
	UMASS	Lawrence 1 run (Koepplin kick)	3:46
	UMASS	Lawrence 7 run (Koepplin kick)	0:35

	UMASS	W&M
First Downs	25	23
Rushes - Yards	44-179	44-140
Att-Cmp-Int	27-17-2	34-17-1
Pass Yards	218	195
Total Offense	397	335
Total Plays	71	78
Fumbles - Lost	4-2	3-2
3rd Down Conv.	6-12	4-13
Penalties - Yards	9-80	3-30
Sacks by - Yards	2-23	1-7
Time of Possession	28:51	31:09

**Rushing** - W&M: Marriner 21-86, Phillips 13-49 (TD), Viola 8-6 (TD), Schonder 2-(-1). UMass: Lawrence 34-186 (3TD), Nelson 6-50 (TD), Coen 2-(-12).

**Passing** - W&M: Phillips 33-16-1, 170 TD; Archer 1-1-0, 25. UMass: Coen 27-17-2, 218, 3TD.

**Receiving** - W&M: Atchison 6-65 (TD), Mack 3-26, Archer 3-24, Robertson 2-34, Phillips 1-25, Dohse 1-18, Falbo 1-3. UMass: Moore 5-79, Omar 4-40, Lawrence 3-19, Racher 2-67 (2TD), Jorgensen 1-8 (TD), Nelson 1-4, Zardas 1-1.

**Defense** - W&M: Pigram 14 (10 solo, 42-yard FR for TD, INT, sack), Rutter 8 (5 solo, FF, 22-yard FR), Caldwell 7 (7 solo, PBU), Cox 7 (6 solo, TFL), Herbert 6, Lissemore 3 (TFL), Tracy (INT).

**Attendance:** 10,178; **Time:** 3:10; **Weather:** 80, Overcast, Humid

# Game-By-Game Results

## Game 9

### #20 Hofstra 38, William and Mary 14

Nov. 3 | Hempstead, N.Y. | Shuart Stadium | 1 p.m.

HEMPSTEAD, N.Y. (11/3/07) -- Hofstra quarterback Bryan Savage rushed for three touchdowns and passed for an additional two to lead the 20th-ranked Pride past William and Mary, 38-14, in CAA Football action at Shuart Stadium.

Hofstra won its second-straight in the series and snapped a two-game losing streak to keep its playoff hopes alive. Savage completed 15 of his 17 pass attempts, finishing with 196 yards through the air and rushed for 57 yards on 13 total attempts.

Though W&M would strike first, the Tribe fell victim to a dominating first-half performance by Savage and Hofstra and never recovered. W&M was limited to a season-low 138 yards passing and matched its season-high with three turnovers. The Tribe gained just 263 total yards.

Jake Phillips completed 12 of 22 attempts but finished with a season-low 92 yards passing with one interception. Phillips did rush for a season-high 54 yards but lost two second-half fumbles.

True freshman Terrence Riggins made his collegiate debut and gave the Tribe its first score of the game, a 2-yard run that was set up by a high Hofstra punt snap. Riggins finished with 11 yards on five carries. Courtland Marriner paced the ground game with 60 yards on 14 attempts.

Mike Potts entered the game in the fourth and completed 4-of-5 attempts, including a 16-yard touchdown pass to Marriner for the Tribe's only other score.

Elliott Mack had four receptions for 48 yards, and Drew Atchison recorded four receptions for 25 yards.

Josh Rutter and David Caldwell paced the defense with 12 tackles each.,

	1	2	3	4	Final
William and Mary	7	0	0	7	14
Hofstra	21	7	7	3	38

#### Scoring Summary

Qtr	Team	Score	Time
1st	W&M	Riggins 2 run (Pate kick)	9:16
	HU	Savage 12 run (Zarrilli kick)	8:25
	HU	Sullivan 6 pass from Savage (Zarrilli kick)	5:09
	HU	Savage 1 run (Zarrilli kick)	0:20
2nd	HU	Lewis 12 pass from Savage (Zarrilli kick)	4:46
3rd	HU	Savage 11 run (Zarrilli kick)	10:42
4th	HU	FG Zarrilli 20	10:01
	W&M	Marriner 16 pass from Potts (Pate kick)	6:54

	W&M	HU
First Downs	18	22
Rushes - Yards	31-125	52-160
Att-Cmp-Int	27-16-1	17-15-0
Pass Yards	138	196
Total Offense	263	256
Total Plays	58	69
Fumbles - Lost	2-2	1-0
3rd Down Conv.	5-11	9-15
Penalties - Yards	4-20	4-32
Sacks by - Yards	0-0	2-14
Time of Possession	23:56	36:04

**Rushing** - W&M: Marriner 14-60, Phillips 12-54, Riggins 5-11 (TD). HU: Aime 23-81, Benjamin 15-57, Savage 13-57 (3 TD).

**Passing** - W&M: Phillips 22-12-1, 92; Potts 5-4-0, 46, TD. HU: Savage 17-15-0, 196, 2TD.

**Receiving** - W&M: Mack 4-48, Atchison 4-25, Dohse 2-26, Marriner 2-19 (TD), Falbo 2-6, Archer 1-10, Varno 1-4. HU: Carpenter 5-57, Sullivan 3-37 (TD), Lewis 2-57 (TD), Nelson 1-19, Manno 1-11, Benjamin 1-8, Cherilus 1-6, Aime 1-1.

**Defense** - W&M: Rutter 12 (8 solo), Caldwell 12, Francks 10, Livingston 9, Herbert 9, Tracy 8 (TFL), Johnson 2 (TFL).

**Attendance:** 3,151; **Time:** 2:32; **Weather:** 50, Overcast, Windy

## Game 10

### #16 JMU 55, William and Mary 34

Nov. 10 | Williamsburg, Va. | Zable Stadium | 7 p.m.

WILLIAMSBURG (11/10/07) -- James Madison quarterback Rodney Landers rushed for 171 yards and two touchdowns, and Griff Yancey ran for three more scores to help the 16th-ranked Dukes roll past William and Mary, 55-34, at soldout Zable Stadium.

JMU scored on its first eight possessions and posted its highest point total in the rivalry, winning its fourth consecutive game in the series.

Landers set a JMU quarterback rushing record with his 171 yards on 18 attempts and also passed for another score, completing 9-of-15 attempts for 89 yards. Yancey rushed for 132 yards on 25 carries, as the Dukes netted 371 yards rushing.

Jake Phillips completed 14 of 24 attempts for 219 yards and three touchdowns, including a 52-yard scoring pass to Elliott Mack. Mack had five receptions for 128 yards.

Terrence Riggins scored on a 1-yard run, and Phillips threw an 18-yard scoring pass to Drew Atchison and a 23-yard touchdown pass to Courtland Marriner. Mike Potts came on in the fourth and threw a 24-yard touchdown pass to R.J. Archer, who had six catches for 74 yard.

Riggins was the Tribe's leading rusher with 39 yards in his second collegiate game. Marriner finished with 32 yards rushing on 10 attempts, and Phillips added 22 yards on 10 attempts.

	1	2	3	4	Final
James Madison	21	17	10	7	55
William and Mary	7	7	13	7	34

#### Scoring Summary

Qtr	Team	Score	Time
1st	W&M	Mack 52 pass from Phillips (Pate kick)	13:48
	JMU	Yancey 1 run (Stannard kick)	9:31
	JMU	Yancey 1 run (Stannard kick)	5:04
	JMU	Yancey 10 run (Stannard kick)	0:44
2nd	JMU	Bolton 10 run (Stannard kick)	13:02
	W&M	Atchison 18 pass from Phillips (Pate kick)	10:23
	JMU	Landers 10 run (Stannard kick)	5:38
	JMU	FG Stannard 29	0:16
3rd	JMU	Landers 1 run (Stannard kick)	13:51
	JMU	FG Stannard 31	8:57
	W&M	Riggins 1 run (Pate kick)	2:41
	W&M	Marriner 23 pass from Phillips (Phillips pass failed)	2:10
4th	JMU	McCarter 6 pass from Landers (Stannard kick)	9:35
	W&M	Archer 24 pass from Potts (Pate kick)	2:33

	JMU	W&M
First Downs	28	18
Rushes - Yards	61-371	29-102
Att-Cmp-Int	16-9-0	27-17-0
Pass Yards	89	253
Total Offense	460	355
Total Plays	77	56
Fumbles - Lost	1-1	0-0
3rd Down Conv.	8-13	0-9
Penalties - Yards	9-80	6-65
Sacks by - Yards	3-18	0-0
Time of Possession	35:42	24:18

**Rushing** - W&M: Riggins 8-39 (TD), Marriner 10-32, Phillips 10-22, Mack 1-9. JMU: Landers 18-171 (2 TD), Yancey 25-132 (3 TD), Bolton 17-66 (TD), Noble 1-2.

**Passing** - W&M: Phillips 24-14-0, 219, 3 TD; Potts 3-3-0, 34, TD. JMU: Landers 15-9-0, 89, TD; Dudzik 1-0-0.

**Receiving** - W&M: Archer 6-74 (TD), Mack 5-128 (TD), Marriner 2-18 (TD), Riggins 2-8, Atchison 1-18 (TD), Dohse 1-7. JMU: Yancey 4-45, Williams 4-38, McCarter 1-6 (TD).

**Defense** - W&M: Caldwell 11 (8 solo, 0.5 TFL), Rutter 10 (8 solo), Francks 9 (0.5 TFL), Cox 7 (TFL), Alexander 7 (4 solo), O'Neill 6 (5 solo, 2.0 TFL).

**Attendance:** 12,259; **Time:** 3:00; **Weather:** 45, Clear



Terrence Riggins scored on a 2-yard run at Hofstra in his first collegiate game.



Drew Atchison brings down an 18-yard touchdown reception against James Madison.



# Quarterback Club Awards

## 2007 Quarterback Club Weekly Awards - James Madison 11/10

### Offense



**Jake Phillips, Jr., QB**

Phillips completed 14 of 24 attempts for 219 yards and three touchdowns and rushed for 22 yards on 10 attempts.

**Previous Winners**

Delaware - Aug. 30

Jake Phillips, QB, Jr.

Passed for school record 433 yards and two touchdowns.

VMI - Sept. 8

Jake Phillips, QB, Jr.

Completed 13-of-15 attempts for 242 yards and three TDs.

Liberty - Sept. 15

DeBrian Holmes, RB, Jr.

Rushed for a career-high 96 yards and two touchdowns.

Virginia Tech - Sept. 22

Drew Atchison, TE, Sr.

Team-high five receptions for 81 yards.

Towson - Sept. 29

Brad Stewart, OL, Sr.

Villanova - Oct. 6

Jake Phillips, QB, Jr.

Passed for 291 yards (16-30) and two TDs. Rushed for one TD.

Maine - Oct. 13

Cameron Dohse, WR, RF

Seven receptions for 123 yards and two touchdowns.

UMass - Oct. 27

Brent Cochran, OT, Sr.

Hofstra - Nov. 3

Courtland Marriner, TB, RF

Rushed for 60 yards on 14 attempts and had a 16-yard TD catch.

### Defense



**Evan Francks, RE, LB**

Francks made his second career start against James Madison and recorded nine total tackles, including five unassisted stops and an assisted tackle for loss.

**Previous Winners**

Delaware - Aug. 30

Derek Cox, DB, Jr.

Recorded six total tackles, three solos, and one PBU.

VMI - Sept. 8

David Caldwell, DB, So.

Career-high 15 total tackles, 1.5TFL, FF, PBU

Liberty - Sept. 15

Josh Rutter, Jr., LB

Season-high 15 TT, seven solo.

Virginia Tech - Sept. 22

Adrian Tracy, So., DE

Six TT, 3.0TFL, 1.0 sack

Towson - Sept. 29

Robert Livingston, So., FS

Nine TT, six solo, four pass break-ups

Villanova - Oct. 6

Michael Pigram, Jr., LB

Eight TT, five solo, solo tackle for loss.

Maine - Oct. 13

Adrian Tracy, DE, So.

Seven TT, one solo quarterback sack.

UMass - Oct. 27

Michael Pigram, LB, Jr.

14 TT, 10 solos, 42-yard fumble return for TD, INT, sack

Hofstra - Nov. 3

Sean Lissemore, DT, So.

Six total tackles, one solo, 0.5 TFL

### Special Teams



**None**

**Previous Winners**

Delaware - Aug. 30

Fred Johnson, DB, So.

Recorded two tackles in kickoff coverage.

VMI - Sept. 8

Brian Pate, PK, So.

Connected on 9-of-9 point-after attempts.

Liberty - Sept. 15

R.J. Archer, So., Holder/WR

Holder on two FG and six PATs; Three receptions for 57 yards.

Virginia Tech - Sept. 22

David Caldwell, So., KR

Four kickoff returns for 98 yards, including long of 31 yards.

Towson - Sept. 29

Rob Varno, So., TE

One solo tackle in kick coverage

Villanova - Oct. 6

None

Maine - Oct. 13

Tony Viola, RB, Sr.

Rushed for 44 yards and the game-winning TD.

UMass - Oct. 27

David Houff, DB, Jr.

Three total tackles, including one solo.

Hofstra - Nov. 3

None

# Career Game-Highs

## Offensive Individual Career Game Highs

### Quarterbacks

#### Jake Phillips, Jr.

##### Passing

Att. 43 . . . vs. Maine, 2006  
 Cmp. 25 . . . vs. Delaware, 2007  
 Cmp. % 90.0 . . . at Northeastern, 2005  
 Yards 433 . . . vs. Delaware, 2007  
 Long 73 . . . at Villanova, 2007  
 TDs 4 . . . at Northeastern, 2005  
 INTs 3 . . . at Virginia Tech, 2007  
 Sacked 6 . . . at James Madison, 2006

##### Rushing

Att. 15 . . . vs. James Madison, 2005  
 Yards 57 . . . vs. James Madison, 2005  
 TDs 2 . . . (2) last vs. Delaware, 2005  
 Long 20 . . . (2) last at Hofstra, 2007

#### Mike Potts, Sr.

##### Passing

Att. 50 . . . at Massachusetts, 2006  
 Cmp. 28 . . . at Towson, 2006  
 Cmp. % 90.0 . . . at Maryland, 2006  
 Yards 409 . . . at Towson, 2006  
 Long 76 . . . at Towson, 2006  
 TDs 2 . . . (5) last at Delaware, 2006  
 INTs 3 . . . at Delaware, 2006  
 Sacked 3 . . . at Rhode Island, 2005

##### Rushing

Att. 5 . . . at Rhode Island, 2005  
 Yards 7 . . . vs. Liberty, 2005  
 TDs 1 . . . vs. Villanova, 2006  
 Long 3 . . . at Towson, 2006

Completion % - (Minimum 10 attempts)

### Running Backs

#### DeBrian Holmes, Jr.

##### Rushing

Att. 23 . . . vs. Liberty, 2007  
 Yards 96 . . . vs. Liberty, 2007  
 TDs 3 . . . at VMI, 2007  
 Long 27 . . . vs. New Hampshire, 2005

##### Receiving

Rec. 7 . . . vs. Delaware, 2005  
 Yards 52 . . . vs. Delaware, 2005  
 TDs 1 . . . at VMI, 2005  
 Long 24 . . . at Towson, 2006

#### Courtland Marriner, R-Fr.

##### Rushing

Att. 21 . . . vs. UMass, 2007  
 Yards 107 . . . at VMI, 2007  
 TDs 1 . . . at VMI, 2007  
 Long 25 . . . vs. UMass, 2007

##### Receiving

Rec. 2 . . . (3) last vs. JMU, 2007  
 Yards 19 . . . at Hofstra, 2007  
 TD 1 . . . (2) last vs. JMU, 2007  
 Long 23 . . . vs. JMU, 2007

#### Tony Viola, Sr.

##### Rushing

Att. 15 . . . vs. Liberty, 2007  
 Yards 85 . . . vs. Liberty, 2005  
 TDs 1 . . . (5), last vs. UMass, 2007  
 Long 35 . . . at Towson, 2004

##### Receiving

Rec. 2 . . . Twice, last at VT, 2007  
 Yards 18 . . . at Marshall, 2005  
 TDs 1 . . . at Marshall, 2005  
 Long 18 . . . at Marshall, 2005

#### Thomas Schonder, R-Fr.

##### Rushing

Att. 9 . . . at Virginia Tech, 2007  
 Yards 45 . . . at VMI, 2007  
 TDs 1 . . . at VMI, 2007  
 Long 29 . . . at Virginia Tech, 2007

##### Receiving

Rec. 1 . . . (2) last vs. Towson, 2007  
 Yards 12 . . . vs. Towson, 2007  
 TDs 0  
 Long 12 . . . vs. Towson, 2007

#### Terrence Riggins, Fr.

##### Rushing

Att. 8 . . . vs. JMU, 2007  
 Yards 39 . . . vs. JMU, 2007  
 TDs 1 . . . (2) last vs. JMU, 2007  
 Long 21 . . . vs. JMU, 2007

##### Receiving

Rec. 2 . . . vs. JMU, 2007  
 Yards 8 . . . vs. JMU, 2007  
 TDs 0  
 Long 5 . . . vs. JMU, 2007

#### Matty Otey, Sr. (FB)

##### Rushing

Att. 2 . . . at Towson, 2004  
 Yards 6 . . . at Towson, 2005  
 TDs 1 . . . at Marshall, 2005 (FR)  
 Long 5 . . . at Towson, 2004

##### Receiving

Rec. 1 . . . (6) last vs. Delaware, 2007  
 Yards 10 . . . vs. Delaware, 2007  
 TDs 1 . . . (4) last at Delaware, 2006  
 Long 1 . . . vs. Delaware, 2007

#### Graham Falbo, Sr. (FB)

##### Rushing

Att. 0  
 Yards 0  
 TDs 0  
 Long 0

##### Receiving

Rec. 2 . . . at Hofstra, 2007  
 Yards 10 . . . at Virginia Tech, 2007  
 TDs 0  
 Long 10 . . . at Virginia Tech, 2007

#### Jimmy Hobson, R-Fr. (FB)

##### Rushing

Att. 2 . . . at VMI, 2007  
 Yards 8 . . . at VMI, 2007  
 TDs 0  
 Long 4 . . . at VMI, 2007

##### Receiving

Rec. 0  
 Yards 0  
 TDs 0  
 Long 0

### Wide Receivers/Tight Ends

#### Joe Nicholas, Sr. (WR)

##### Receiving

Rec. 11 . . . vs. Delaware, 2004\*  
 Yards 121 . . . vs. Delaware, 2005  
 TDs 2 . . . (3) last at Towson, 2006  
 Long 76 . . . at Towson, 2006

#### Elliott Mack, Jr. (WR)

##### Receiving

Rec. 7 . . . vs. Delaware, 2005  
 Yards 128 . . . vs. JMU, 2007  
 TDs 1 . . . (11) last vs. JMU, 2007  
 Long 73 . . . at Villanova, 2007

##### Rushing

Att. 3 . . . vs. Villanova, 2006  
 Yards 29 . . . vs. Towson, 2005  
 TDs 0  
 Long 20 . . . vs. Towson, 2005

#### R.J. Archer, So. (WR)

##### Receiving

Rec. 6 . . . (2) last vs. JMU, 2007  
 Yards 122 . . . at Towson, 2006  
 TDs 1 . . . vs. JMU, 2007  
 Long 46 . . . at Liberty, 2006

##### Rushing

Att. 1 . . . Twice, last at VT, 2007  
 Yards 15 . . . vs. Richmond, 2006  
 TDs 0  
 Long 15 . . . vs. Richmond, 2006

#### Cameron Dohse, R-Fr. (WR)

##### Receiving

Rec. 7 . . . at Maine, 2007  
 Yards 123 . . . at Maine, 2007  
 TDs 2 . . . at Maine, 2007  
 Long 43 . . . at Villanova, 2007

#### Terreon Conyers, R-Fr. (WR)

##### Receiving

Rec. 1 . . . at VMI, 2007  
 Yards 7 . . . at VMI, 2007  
 TDs 0  
 Long 7 . . . at VMI, 2007

#### Marshall Dill, R-Fr. (WR)

##### Receiving

Rec. 3 . . . at Villanova, 2007  
 Yards 24 . . . at Villanova, 2007  
 TDs 0  
 Long 9 . . . at Villanova, 2007

#### D.J. McAulay, Jr. (WR)

##### Receiving

Rec. 7 . . . vs. Delaware, 2007  
 Yards 162 . . . vs. Delaware, 2007  
 TDs 1 . . . (3) last vs. Delaware, 2007  
 Long 49 . . . at Maryland, 2006

##### Rushing

Att. 1 . . . (6) last vs. Delaware, 2007  
 Yards 17 . . . vs. Richmond, 2006  
 TDs 0  
 Long 15 . . . vs. Richmond, 2006

#### Eric Robertson, So. (WR)

##### Receiving

Rec. 5 . . . at Villanova, 2007  
 Yards 56 . . . at Villanova, 2007  
 TDs 0  
 Long 21 . . . vs. UMass, 2007

#### Drew Atchison, Sr. (TE)

##### Receiving

Rec. 6 . . . (3) last vs. UMass, 2007  
 Yards 139 . . . vs. Delaware, 2007  
 TDs 1 . . . (6) last vs. JMU, 2007  
 Long 57 . . . vs. Villanova, 2006

#### Rob Varno, So. (TE)

##### Receiving

Rec. 3 . . . at Maine, 2007  
 Yards 53 . . . at VMI, 2007  
 TDs 0  
 Long 32 . . . at VMI, 2007

\*NCAA Playoff Game



## Defensive Individual Career Game Highs

### Defensive Line

#### Adrian Tracy, So. (DE)

TT 10 ... vs. Hofstra, 2006  
 UT 6 ..... (3) last at Villanova, 2007  
 AT 7 ..... vs. Richmond, 2006  
 Sacks 3.0 ... at Towson, 2006  
 TFL 4.0 ... at Towson, 2006  
 FF 1 ..... (2) last at Towson, 2006  
 FR 0  
 INT 1 ..... vs. UMass, 2007  
 PBU 1 ..... (2) last at JMU, 2006

#### C.J. Herbert, So. (DE)

TT 9 ..... at Hofstra, 2007  
 UT 3 ..... at Villanova, 2007  
 AT 8 ..... at Hofstra, 2007  
 Sacks 1.0 ... vs. Hofstra, 2006  
 TFL 1.0 ... (2) last at Villanova, 2007  
 FF 0  
 FR 0  
 INT 0  
 PBU 2 ..... vs. Towson, 2007

#### Ryan Jones, Sr. (DT)

TT 3 ..... vs. VMI, 2006  
 UT 1 ..... (3) last vs. Liberty, 2007  
 AT 3 ..... (2) last vs. VMI, 2006  
 Sacks 1.0 ... vs. Liberty, 2005  
 TFL 1.0 ... vs. Liberty, 2005  
 FF 1 ..... at VMI, 2007  
 FR 1 ..... vs. VMI, 2006  
 INT 0  
 PBU 0

#### Sean Lissemore, So. (DT)

TT 7 ..... (2) last at VMI, 2007  
 UT 4 ..... at Towson, 2006  
 AT 5 ..... (4) last at Hofstra, 2007  
 Sacks 1.0 ... (2) last vs. Delaware, 2007  
 TFL 1.5 ... vs. Richmond, 2006  
 FF 0  
 FR 0  
 INT 1 ..... vs. Towson, 2007  
 PBU 0

#### Derek Toon, R-Fr. (DT)

TT 4 ..... at Maine, 2007  
 UT 2 ..... at Maine, 2007  
 AT 3 ..... vs. Delaware, 2007  
 Sacks 0.5 ... at VMI, 2007  
 TFL 1.0 ... at Maine, 2007  
 FF 0  
 FR 0  
 INT 0  
 PBU 0

#### Michael Stover, Fr. (DE)

TT 4 ..... at Maine, 2007  
 UT 1 ..... (3) last at Maine, 2007  
 AT 3 ..... (2) last at Maine, 2007  
 Sacks 0  
 TFL 0  
 FF 0  
 FR 0  
 INT 0  
 PBU 0

### Linebackers

#### Josh Rutter, Jr.

TT 16 ..... at Marshall, 2005  
 UT 8 ..... (2) last vs. JMU, 2007  
 AT 12 ..... at Marshall, 2005  
 Sacks 1.0 ... at Virginia Tech, 2007  
 TFL 1.0 ... (7) last at VT, 2007  
 FF 1 ..... vs. UMass, 2007  
 FR 2 ..... at VMI, 2007  
 INT 1 ..... at Richmond, 2005  
 PBU 1 ..... (5) last at Maine, 2007

#### Michael Pigram, Jr.

TT 14 ..... vs. UMass, 2007  
 UT 10 ..... (2) last vs. UMass, 2007  
 AT 8 ..... vs. Delaware, 2007  
 Sacks 1.0 ... vs. UMass, 2007  
 TFL 1.0 ... (7) last vs. UMass, 2007  
 FF 2 ..... vs. Villanova, 2006  
 FR 1 ..... (2), last vs. UMass, 2007  
 INT 1 ..... vs. UMass, 2007  
 PBU 0

#### T.J. O'Neill, Sr.

TT 8 ..... (3) last at UMass, 2006  
 UT 7 ..... vs. New Hampshire, 2005  
 AT 7 ..... at UMass, 2006  
 Sacks 1.0 ... vs. Maine, 2006  
 TFL 2.0 ... vs. JMU, 2006  
 FF 0  
 FR 1 ..... (2) last vs. Hofstra, 2006  
 INT 1 ..... vs. New Hampshire, 2005  
 PBU 1 ..... (3) last vs. Delaware, 2005

#### Ryan Horvath, Sr.

TT 6 ..... (2) last at VMI, 2007  
 UT 4 ..... vs. Delaware, 2007  
 AT 5 ..... at Hofstra, 2007  
 Sacks 0  
 TFL 1.0 ... vs. Delaware, 2007  
 FF 1 ..... vs. Delaware, 2007  
 FR 0  
 INT 0  
 PBU 0

#### Todd Reyher, Jr.

TT 4 ..... at Virginia Tech, 2007  
 UT 2 ..... at Villanova, 2007  
 AT 3 ..... (2) last at VT, 2007  
 Sacks 0  
 TFL 0.5 ... (2) last at Villanova, 2007  
 FF 0  
 FR 0  
 INT 0  
 PBU 2 ..... vs. Liberty, 2005

#### Nick Dewispelaere, R-Fr.

TT 8 ..... at VMI, 2007  
 UT 5 ..... at VMI, 2007  
 AT 3 ..... at VMI, 2007  
 Sacks 0  
 TFL 0  
 FF 0  
 FR 0  
 INT 0  
 PBU 0

#### Evan Francks, R-Fr.

TT 10 ..... at Hofstra, 2007  
 UT 5 ..... vs. JMU, 2007  
 AT 8 ..... at Hofstra, 2007  
 Sacks 1.0 ... at VMI, 2007  
 TFL 1.0 ... at VMI, 2007  
 FF 0  
 FR 0  
 INT 0  
 PBU 0

#### Wes Steinman, R-Fr.

TT 5 ..... at VMI, 2007  
 UT 2 ..... (3) last vs. UMass, 2007  
 AT 3 ..... (3) last at Maine, 2007  
 Sacks 1.0 ... at VMI, 2007  
 TFL 1.0 ... (2) last at Villanova, 2007  
 FF 0  
 FR 0  
 INT 0  
 PBU 0

### Defensive Backs

#### Derek Cox, Jr. (CB)

TT 14 ..... at Liberty, 2006  
 UT 9 ..... at Liberty, 2006  
 AT 5 ..... at Liberty, 2006  
 Sacks 0  
 TFL 1.0 ... (2) last vs. JMU, 2007  
 FF 1 ..... vs. Towson, 2005  
 FR 1 ..... (2) last vs. Maine, 2006  
 INT 2 ..... vs. Towson, 2007  
 PBU 3 ..... (2) last vs. Towson, 2007

#### David Caldwell, So. (SS)

TT 15 ..... at VMI, 2007  
 UT 10 ..... vs. Towson, 2007  
 AT 10 ..... at Hofstra, 2007  
 Sacks 0  
 TFL 1.5 ... at VMI, 2007  
 FF 1 ..... at VMI, 2007  
 FR 0  
 INT 1 ..... (2) last vs. Liberty, 2007  
 PBU 1 ..... (3) last vs. UMass, 2007

#### Max Harris, So. (CB)

TT 11 ..... vs. Liberty, 2007  
 UT 7 ..... vs. Liberty, 2007  
 AT 5 ..... at Maine, 2007  
 Sacks 0  
 TFL 0.5 ... vs. Delaware, 2007  
 FF 1 ..... vs. VMI, 2006  
 FR 1 ..... vs. Villanova, 2006  
 INT 0  
 PBU 1 ..... (2) last at VT, 2007

#### Robert Livingston, So. (FS)

TT 10 ..... vs. Delaware, 2007  
 UT 6 ..... (3) last at Hofstra, 2007  
 AT 5 ..... (2) last vs. Liberty, 2007  
 Sacks 0  
 TFL 0.5 ... at Villanova, 2007  
 FF 0  
 FR 0  
 INT 0  
 PBU 4 ..... vs. Towson, 2007

#### David Houff, Jr. (DB)

TT 6 ..... (2) last vs. Towson, 2007  
 UT 6 ..... at Towson, 2006  
 AT 4 ..... at Liberty, 2006  
 Sacks 0  
 TFL 0  
 FF 0  
 FR 0  
 INT 1 ..... at Towson, 2006  
 PBU 1 ..... at Towson, 2006

#### Michael Alvarado, R-Fr. (Safety)

TT 3 ..... (2) last at VMI, 2007  
 UT 2 ..... (3) last vs. Liberty, 2007  
 AT 1 ..... (3) last vs. JMU, 2007  
 Sacks 0  
 TFL 1.0 ... at VMI, 2007  
 FF 0  
 FR 0  
 INT 0  
 PBU 0

#### Terrell Wells, Fr.

TT 4 ..... at Virginia Tech, 2007  
 UT 3 ..... vs. Towson, 2007  
 AT 3 ..... at Virginia Tech, 2007  
 Sacks 0  
 TFL 0  
 FF 0  
 FR 1 ..... vs. Delaware, 2007  
 INT 0  
 PBU 0

#### Sheldon Alexander, So.

TT 7 ..... vs. JMU, 2007  
 UT 4 ..... vs. JMU, 2007  
 AT 3 ..... vs. JMU, 2007  
 Sacks 0  
 TFL 0  
 FF 0  
 FR 0-  
 INT 0  
 PBU 0

# Career Statistics



## Quarterbacks

### #11, Jake Phillips' Career Stats

Year	G/S	Eff.	At-Co-In	Pct.	Yds	TD	Lg	Av/G	Rush	Yds	Avg.	TD	Lg	Av/G
2005	10/6	145.8	192-123-7	64.1	1564	12	47	156.4	71	183	2.6	8	17	18.3
2006	7/5	102.6	141-70-3	49.6	763	5	46	109.0	51	67	1.3	1	13	9.6
2007	10/10	143.7	293-167-6	57.0	2459	18	73	245.9	87	200	2.3	4	20	20.0
Totals	27/21	135.1	626-360-16	57.5	4786	35	73	177.3	209	450	2.2	13	20	16.7

### #10, Mike Potts' Career Stats

Year	G/S	Eff.	At-Co-In	Pct.	Yds	TD	Lg	Av/G	Rush	Yds	Avg.	TD	Lg	Av/G
2004	3/0	102.1	17-7-0	41.2	84	1	32	28.0	1	-5	-5.0	0	0	-1.3
2005	7/5	132.2	127-78-2	61.4	842	7	49	120.3	18	-36	-2.0	0	3	-5.1
2006	9/7	126.8	216-124-7	57.4	1559	10	76	173.2	9	-29	-2.1	1	3	-3.2
2007	6/0	130.5	40-25-0	62.5	245	2	24	40.8	1	-9	-9.0	0	0	-1.5
Totals	25/12	127.8	400-234-9	58.5	2730	20	76	109.2	29	-79	-3.6	1	3	-3.2

## Running Backs

### #8, DeBrian Holmes' Career Stats

Year	G/S	Att	Yds	Avg.	TD	Lg	Av/G	Rec	Yds	Avg.	TD	Lg	Av/G
2005	11/0	56	304	5.4	1	27	27.6	16	121	7.6	1	19	11.0
2006	11/0	44	225	5.1	1	25	20.5	18	110	6.1	0	24	10.0
2007	3/3	49	191	3.9	5	20	63.7	4	40	10.0	0	18	13.3
Totals	25/3	149	720	4.8	7	27	28.8	38	271	7.1	1	24	10.8

### #25, Courtland Marriner's Career Stats

Year	G/S	Att	Yds	Avg.	TD	Lg	Av/G	Rec	Yds	Avg.	TD	Lg	Av/G
2007	8/6	104	440	4.2	1	25	55.0	9	23	2.6	2	23	2.9

### #5, Tony Viola's Career Offensive Stats

Year	G/S	Att	Yds	Avg.	TD	Lg	Av/G	Rec	Yds	Avg.	TD	Lg	Av/G
2004	13/0	12	76	6.3	0	35	5.8	0	0	0.0	0	0	0.0
2005	11/0	30	183	6.1	1	26	16.6	1	18	18.0	1	18	1.6
2006	10/0	12	53	4.4	0	11	5.3	1	-6	-6.0	0	0	-0.6
2007	8/1	62	207	3.3	4	12	25.9	4	18	4.5	0	10	2.2
Totals	42/1	116	519	4.5	5	35	12.4	6	30	5.0	1	18	0.7

### #33, Thomas Schonder's Career Stats

Year	G/S	Att	Yds	Avg.	TD	Lg	Av/G	Rec	Yds	Avg.	TD	Lg	Av/G
2007	9/0	35	143	4.1	1	29	15.9	2	16	8.0	0	12	1.6

### #23, Terrence Riggins' Career Stats

Year	G/S	Att	Yds	Avg.	TD	Lg	Av/G	Rec	Yds	Avg.	TD	Lg	Av/G
2007	2/0	13	50	3.8	2	21	25.0	2	8	4.0	0	5	4.0

### Matt Otey's Career Stats

Year	G/S	Att	Yds	Avg.	TD	Lg	Av/G	Rec	Yds	Avg.	TD	Lg	Av/G
2004	13/0	2	6	3.0	0	5	0.5	2	4	2.0	1	3	0.3
2005	10/1	0	0	0.0	1	0	0.0	2	5	2.5	2	3	0.5
2006	7/2	0	0	0.0	0	0	0.0	1	2	2.0	1	2	0.3
2007	7/0	0	0	0.0	0	0	0.0	1	10	10.0	0	10	1.4
Totals	37/3	2	6	3.0	1	0	0.2	6	21	3.5	4	10	0.6

### #45, Graham Falbo's Career Stats

Year	G/S	Att	Yds	Avg.	TD	Lg	Av/G	Rec	Yds	Avg.	TD	Lg	Av/G
2004	2/0	0	0	0.0	0	0	0.0	0	0	0.0	0	0	0.0
2005	6/0	0	0	0.0	0	0	0.0	0	0	0.0	0	0	0.0
2006								Did Not Play					
2007	10/2	0	0	0.0	0	0	0.0	5	24	4.8	0	10	2.4
Totals	18/2	0	0	0.0	0	0	0.0	5	24	4.8	0	10	1.3

### #43, Jimmy Hobson's Career Stats

Year	G/S	Att	Yds	Avg.	TD	Lg	Av/G	Rec	Yds	Avg.	TD	Lg	Av/G
2007	9/0	2	8	4.0	0	4	0.9	0	0	0.0	0	0	0.0

## Wide Receivers/Tight Ends

### #27, Joe Nicholas' Career Stats

Year	G/S	Rec	Yds	Avg.	TD	Lg	Av/G	Rush	Yds	Avg.	TD	Lg	Av/G
2004	14/13	66	799	12.1	6	51	57.1	2	18	9.0	0	15	1.3
2005	10/10	52	731	14.1	5	49	73.1	1	-3	-3.0	0	0	-0.3
2006	11/11	41	597	14.6	8	76	54.3	0	0	0.0	0	0	0.0
2007	5/3	7	151	21.6	1	43	30.2	0	0	0.0	0	0	0.0
Totals	40/37	166	2278	13.7	20	76	57.0	3	15	5.0	0	15	0.4

### #2, Elliott Mack's Career Stats

Year	G/S	Rec	Yds	Avg.	TD	Lg	Av/G	Rush	Yds	Avg.	TD	Lg	Av/G
2005	10/1	21	371	17.7	4	47	37.1	2	21	10.5	0	29	2.1
2006	10/3	20	225	11.2	2	32	22.5	7	61	8.7	0	27	6.1
2007	10/8	36	648	18.0	5	73	64.8	4	8	2.0	0	19	0.8
Totals	30/12	77	1244	16.2	11	73	41.5	13	90	6.9	0	29	3.0

### #16, R.J. Archer's Career Stats

Year	G/S	Rec	Yds	Avg.	TD	Lg	Av/G	Rush	Yds	Avg.	TD	Lg	Av/G
2006	11/7	30	489	16.3	0	46	44.5	1	15	15.0	0	15	1.4
2007	10/7	35	413	11.8	1	34	41.3	1	-1	-1.0	0	0	-0.1
Totals	21/14	65	902	13.9	1	46	43.0	2	14	7.0	0	15	0.7

### #89, Eric Robertson's Career Stats

Year	G/S	Rec	Yds	Avg.	TD	Lg	Av/G	Rush	Yds	Avg.	TD	Lg	Av/G
2006	4/0	0	0	0.0	0	0	0.0	0	0	0.0	0	0	0.0
2007	8/0	7	90	12.9	0	21	11.2	0	0	0.0	0	0	0.0
Totals	12/0	7	90	12.9	0	21	7.5	0	0	0.0	0	0	0.0

### #81, Cameron Dohse's Career Stats

Year	G/S	Rec	Yds	Avg.	TD	Lg	Av/G	Rush	Yds	Avg.	TD	Lg	Av/G
2007	10/7	25	468	18.7	5	43	46.8	0	0	0.0	0	0	0.0

### #3, Marshall Dill's Career Stats

Year	G/S	Rec	Yds	Avg.	TD	Lg	Av/G	Rush	Yds	Avg.	TD	Lg	Av/G
2007	2/0	4	28	7.0	0	9	14.0	0	0	0.0	0	0	0.0

### #88, Terreon Conyers' Career Stats

Year	G/S	Rec	Yds	Avg.	TD	Lg	Av/G	Rush	Yds	Avg.	TD	Lg	Av/G
2007	2/0	1	7	7.0	0	7	3.5	0	0	0.0	0	0	0.0

### #4, D.J. McAulay's Career Stats

Year	G/S	Rec	Yds	Avg.	TD	Lg	Av/G	Rush	Yds	Avg.	TD	Lg	Av/G
2005	9/0	2	49	24.5	0	39	5.4	1	-4	-4.0	0	0	-0.4
2006	8/3	21	307	14.6	2	49	38.4	4	39	9.8	0	27	6.1
2007	1/1	7	162	23.1	1	40	162.0	1	6	6.0	0	6	6.0
Totals	18/4	30	518	17.3	3	49	28.8	6	41	6.8	0	27	2.3

### #86, Drew Atchison's Career Stats

Year	G/S	Rec	Yds	Avg.	TD	Lg	Av/G
2005	4/0	0	0	0.0	0	0	0.0
2006	11/5	12	183	15.2	2	57	16.6
2007	10/10	33	471	14.3	5	50	47.1
Totals	25/15	45	654	14.5	7	57	26.2

### #98, Rob Varno's Career Stats

Year	G/S	Rec	Yds	Avg.	TD	Lg	Av/G
2006	11/0	0	0	0.0	0	0	0.0
2007	10/0	11	115	10.5	0	32	11.5
Totals	21/0	11	115	10.5	0	32	5.5

2007 Tribe Football  
 William and Mary Overall Team Statistics (as of Nov 11, 2007)  
 All games

TEAM STATISTICS	WM	OPP
SCORING.....	299	396
Points Per Game.....	29.9	39.6
FIRST DOWNS.....	218	220
Rushing.....	81	130
Passing.....	123	75
Penalty.....	14	15
RUSHING YARDAGE.....	1212	2251
Yards gained rushing.....	1499	2502
Yards lost rushing.....	287	251
Rushing Attempts.....	364	460
Average Per Rush.....	3.3	4.9
Average Per Game.....	121.2	225.1
TDs Rushing.....	17	30
PASSING YARDAGE.....	2717	1689
Att-Comp-Int.....	336-194-6	239-157-7
Average Per Pass.....	8.1	7.1
Average Per Catch.....	14.0	10.8
Average Per Game.....	271.7	168.9
TDs Passing.....	20	19
TOTAL OFFENSE.....	3929	3940
Total Plays.....	700	699
Average Per Play.....	5.6	5.6
Average Per Game.....	392.9	394.0
KICK RETURNS: #-YARDS.....	53-1134	47-891
PUNT RETURNS: #-YARDS.....	11-45	25-321
INT RETURNS: #-YARDS.....	7-97	6-82
KICK RETURN AVERAGE.....	21.4	19.0
PUNT RETURN AVERAGE.....	4.1	12.8
INT RETURN AVERAGE.....	13.9	13.7
FUMBLES-LOST.....	15-9	15-6
PENALTIES-YARDS.....	47-396	71-616
Average Per Game.....	39.6	61.6
PUNTS-YARDS.....	42-1423	36-1363
Average Per Punt.....	33.9	37.9
Net punt average.....	26.2	36.6
TIME OF POSSESSION/GAME.....	28:36	31:24
3RD-DOWN CONVERSIONS.....	46/130	59/132
3rd-Down Pct.....	35%	45%
4TH-DOWN CONVERSIONS.....	11/24	7/17
4th-Down Pct.....	46%	41%
SACKS BY-YARDS.....	9-51	24-165
MISC YARDS.....	92	4
TOUCHDOWNS SCORED.....	39	51
FIELD GOALS-ATTEMPTS.....	9-16	14-15
PAT-ATTEMPTS.....	38-38	46-47
ATTENDANCE.....	53499	92057
Games/Avg Per Game.....	5/10700	5/18411
Neutral Site Games.....		0/0

SCORE BY QUARTERS	1st	2nd	3rd	4th	OT	Total
William and Mary....	55	89	65	76	14	- 299
Opponents.....	130	99	61	99	7	- 396

**2007 Tribe Football**  
**William and Mary Overall Individual Statistics (as of Nov 11, 2007)**  
**All games**

RUSHING	GP	Att	Gain	Loss	Net	Avg	TD	Long	Avg/G
C. Marriner	8	104	473	33	440	4.2	1	25	55.0
Tony Viola	8	62	216	9	207	3.3	4	12	25.9
Jake Phillips	10	87	361	161	200	2.3	4	20	20.0
DeBrian Holmes	3	49	202	11	191	3.9	5	20	63.7
Thomas Schonder	9	35	154	11	143	4.1	1	29	15.9
T. Riggins	2	13	51	1	50	3.8	2	21	25.0
Elliott Mack	10	4	28	20	8	2.0	0	19	0.8
Jimmy Hobson	9	2	8	0	8	4.0	0	4	0.9
D.J. McAulay	1	1	6	0	6	6.0	0	6	6.0
R.J. Archer	10	1	0	1	-1	-1.0	0	0	-0.1
Mike Potts	6	1	0	9	-9	-9.0	0	0	-1.5
David Miller	10	1	0	12	-12	-12.0	0	0	-1.2
TEAM	6	4	0	19	-19	-4.8	0	0	-3.2
Total.....	10	364	1499	287	1212	3.3	17	29	121.2
Opponents.....	10	460	2502	251	2251	4.9	30	48	225.1

PASSING	GP	Effic	Att-Cmp-Int	Pct	Yds	TD	Lng	Avg/G
Jake Phillips	10	143.67	293-167-6	57.0	2459	18	73	245.9
Mike Potts	6	130.45	40-25-0	62.5	245	2	24	40.8
R.J. Archer	10	155.00	2-1-0	50.0	25	0	25	2.5
David Miller	10	-0.80	1-1-0	100.0	-12	0	0	-1.2
Total.....	10	141.73	336-194-6	57.7	2717	20	73	271.7
Opponents.....	10	145.43	239-157-7	65.7	1689	19	60	168.9

RECEIVING	GP	No.	Yds	Avg	TD	Long	Avg/G
Elliott Mack	10	36	648	18.0	5	73	64.8
R.J. Archer	10	35	413	11.8	1	34	41.3
Drew Atchison	10	33	471	14.3	5	50	47.1
Cameron Dohse	10	25	468	18.7	5	43	46.8
Rob Varno	10	11	115	10.5	0	32	11.5
C. Marriner	8	9	23	2.6	2	23	2.9
D.J. McAulay	1	7	162	23.1	1	40	162.0
Joe Nicholas	5	7	151	21.6	1	43	30.2
Eric Robertson	8	7	90	12.9	0	21	11.2
Graham Falbo	10	5	24	4.8	0	10	2.4
DeBrian Holmes	3	4	40	10.0	0	18	13.3
Marshall Dill	2	4	28	7.0	0	9	14.0
Tony Viola	8	4	18	4.5	0	10	2.2
Thomas Schonder	9	2	16	8.0	0	12	1.8
T. Riggins	2	2	8	4.0	0	5	4.0
Jake Phillips	10	1	25	25.0	0	25	2.5
Matt Otey	7	1	10	10.0	0	10	1.4
Terreon Conyers	2	1	7	7.0	0	7	3.5
Total.....	10	194	2717	14.0	20	73	271.7
Opponents.....	10	157	1689	10.8	19	60	168.9

PUNT RETURNS	No.	Yds	Avg	TD	Long
R.J. Archer	7	39	5.6	0	10
Derek Cox	4	6	1.5	0	6
Total.....	11	45	4.1	0	10
Opponents.....	25	321	12.8	1	60

INTERCEPTIONS	No.	Yds	Avg	TD	Long
Derek Cox	3	69	23.0	0	69
Adrian Tracy	1	2	2.0	0	1
Sean Lissemore	1	0	0.0	0	0
Michael Pigram	1	17	17.0	0	17
David Caldwell	1	9	9.0	0	9
Total.....	7	97	13.9	0	69
Opponents.....	6	82	13.7	1	49

KICK RETURNS	No.	Yds	Avg	TD	Long
David Caldwell	19	468	24.6	0	54
Thomas Schonder	14	307	21.9	0	29
C. Marriner	9	203	22.6	0	38
Terrell Wells	4	90	22.5	0	24
Jimmy Hobson	3	18	6.0	0	10
Elliott Mack	1	17	17.0	0	17
Tony Viola	1	15	15.0	0	15
Graham Falbo	1	9	9.0	0	9
DeBrian Holmes	1	7	7.0	0	7
Total.....	53	1134	21.4	0	54
Opponents.....	47	891	19.0	0	66

FUMBLE RETURNS	No.	Yds	Avg	TD	Long
Terrell Wells	1	28	28.0	1	28
Michael Pigram	1	42	42.0	1	42
Josh Rutter	1	22	22.0	0	22
Total.....	3	92	30.7	2	42
Opponents.....	2	4	2.0	0	2



**2007 Tribe Football**  
**William and Mary Overall Individual Statistics (as of Nov 11, 2007)**  
**All games**

SCORING	----- PATs -----								
	TD	FGs	Kick	Rush	Rcv	Pass	DXP	Saf	Points
Brian Pate	0	9-16	38-38	0-0	0	0-0	0	0	65
Elliott Mack	5	0-0	0-0	0-0	0	0-0	0	0	30
Cameron Dohse	5	0-0	0-0	0-0	0	0-0	0	0	30
Drew Atchison	5	0-0	0-0	0-0	0	0-0	0	0	30
DeBrian Holmes	5	0-0	0-0	0-0	0	0-0	0	0	30
Jake Phillips	4	0-0	0-0	0-0	0	0-1	0	0	24
Tony Viola	4	0-0	0-0	0-0	0	0-0	0	0	24
C. Marriner	3	0-0	0-0	0-0	0	0-0	0	0	18
T. Riggins	2	0-0	0-0	0-0	0	0-0	0	0	12
D.J. McAulay	1	0-0	0-0	0-0	0	0-0	0	0	6
Terrell Wells	1	0-0	0-0	0-0	0	0-0	0	0	6
R.J. Archer	1	0-0	0-0	0-0	0	0-0	0	0	6
Joe Nicholas	1	0-0	0-0	0-0	0	0-0	0	0	6
Thomas Schonder	1	0-0	0-0	0-0	0	0-0	0	0	6
Michael Pigram	1	0-0	0-0	0-0	0	0-0	0	0	6
Total.....	39	9-16	38-38	0-0	0	0-1	0	0	299
Opponents.....	51	14-15	46-47	0-2	1	1-2	0	0	396

TOTAL OFFENSE	G	Plays	Rush	Pass	Total	Avg/G
Jake Phillips	10	380	200	2459	2659	265.9
C. Marriner	8	104	440	0	440	55.0
Mike Potts	6	41	-9	245	236	39.3
Tony Viola	8	62	207	0	207	25.9
DeBrian Holmes	3	49	191	0	191	63.7
Thomas Schonder	9	35	143	0	143	15.9
T. Riggins	2	13	50	0	50	25.0
R.J. Archer	10	3	-1	25	24	2.4
Elliott Mack	10	4	8	0	8	0.8
Jimmy Hobson	9	2	8	0	8	0.9
D.J. McAulay	1	1	6	0	6	6.0
TEAM	6	4	-19	0	-19	-3.2
David Miller	10	2	-12	-12	-24	-2.4
Total.....	10	700	1212	2717	3929	392.9
Opponents.....	10	699	2251	1689	3940	394.0

FIELD GOALS	FGM-FGA	Pct	01-19	20-29	30-39	40-49	50-99	Lg	Blk
Brian Pate	9-16	56.2	1-1	3-3	1-4	4-8	0-0	45	0

FG SEQUENCE	William and Mary	OPPONENTS
DELAWARE	(20), 35	-
VMI	-	(24)
LIBERTY	(43), (19)	(37), (31)
Virginia Tech	(22), 33	(25), (27), (38)
TOWSON	45, (36), (41)	(27), (20), (37)
Villanova	(41)	-
Maine	-	(32), (34)
UMASS	(45), 45, 48, 38, 42, (20)	-
HOFSTRA	-	(20)
JMU	-	(29), (31), 39

PUNTING	No.	Yds	Avg	Long	TB	FC	I20	Blkd
David Miller	40	1423	35.6	48	0	6	8	0
TEAM	2	0	0.0	0	0	0	0	2
Total.....	42	1423	33.9	48	0	6	8	2
Opponents.....	36	1363	37.9	52	2	7	15	0

KICKOFFS	No.	Yds	Avg	TB	OB
Brian Pate	51	2615	51.3	1	6
David Miller	4	194	48.5	0	0
Total.....	55	2809	51.1	1	6
Opponents.....	72	4531	62.9	16	4

Numbers in (parentheses) indicate field goal was made.

**2007 Tribe Football**  
**William and Mary Overall Individual Statistics (as of Nov 11, 2007)**  
**All games**

ALL PURPOSE	G	Rush	Rec	PR	KOR	IR	Tot	Avg/G
Elliott Mack	10	8	648	0	17	0	673	67.3
C. Marriner	8	440	23	0	203	0	666	83.2
David Caldwell	10	0	0	0	468	9	477	47.7
Drew Atchison	10	0	471	0	0	0	471	47.1
Cameron Dohse	10	0	468	0	0	0	468	46.8
Thomas Schonder	9	143	16	0	307	0	466	51.8
R.J. Archer	10	-1	413	39	0	0	451	45.1
Tony Viola	8	207	18	0	15	0	240	30.0
DeBrian Holmes	3	191	40	0	7	0	238	79.3
Jake Phillips	10	200	25	0	0	0	225	22.5
D.J. McAulay	1	6	162	0	0	0	168	168.0
Joe Nicholas	5	0	151	0	0	0	151	30.2
Rob Varno	10	0	115	0	0	0	115	11.5
Eric Robertson	8	0	90	0	0	0	90	11.2
Terrell Wells	10	0	0	0	90	0	90	9.0
Derek Cox	10	0	0	6	0	69	75	7.5
T. Riggins	2	50	8	0	0	0	58	29.0
Graham Falbo	10	0	24	0	9	0	33	3.3
Marshall Dill	2	0	28	0	0	0	28	14.0
Jimmy Hobson	9	8	0	0	18	0	26	2.9
Michael Pigram	8	0	0	0	0	17	17	2.1
Matt Otey	7	0	10	0	0	0	10	1.4
Terreon Conyers	2	0	7	0	0	0	7	3.5
Adrian Tracy	10	0	0	0	0	2	2	0.2
Mike Potts	6	-9	0	0	0	0	-9	-1.5
David Miller	10	-12	0	0	0	0	-12	-1.2
TEAM	6	-19	0	0	0	0	-19	-3.2
Total.....	10	1212	2717	45	1134	97	5205	520.5
Opponents.....	10	2251	1689	321	891	82	5234	523.4

2007 Tribe Football

William and Mary Overall Defensive Statistics (as of Nov 11, 2007)

All games

DEFENSIVE LEADERS	GP	-----Tackles-----			TFL/Yds	-Sacks-	---Pass Def---			-Fumbles-		Blkd	
		Solo	Ast	Total			No-Yds	Int-Yds	BrUp	QBH	Rcv-Yds	FF	Kick
6 David Caldwell	10	52	43	95	5.5-16	.	1-9	2	.	.	1	.	.
44 Josh Rutter	10	43	44	87	1.0-5	1.0-5	.	4	.	3-22	1	.	.
17 R. Livingston	10	40	27	67	0.5-2	.	.	6	.	.	.	.	.
21 Michael Pigram	8	34	32	66	4.0-13	1.0-7	1-17	1	1	1-42	.	.	.
97 Adrian Tracy	10	29	27	56	7.5-20	2.0-7	1-2	.	1	.	.	.	.
37 Derek Cox	10	34	13	47	3.0-4	.	3-69	5	.	.	.	.	.
95 C.J. Herbert	10	10	30	40	2.0-5	.	.	2	.	.	.	1	.
13 Evan Francks	10	14	25	39	2.0-8	1.0-6	.	.	1	.	.	.	.
93 Sean Lissemore	9	15	24	39	4.0-18	2.0-14	1-0	.	1	.	.	.	.
9 Max Harris	10	16	18	34	1.0-4	.	.	2	.	.	.	.	.
35 Ryan Horvath	7	11	20	31	1.0-1	.	.	.	.	.	1	.	.
39 T.J. O'Neill	7	15	13	28	2.5-5	.	.	.	.	.	.	.	.
22 David Houff	10	14	7	21	.	.	.	.	.	.	.	.	.
66 Derek Toon	9	5	13	18	3.0-10	0.5-2	.	.	.	.	.	.	.
50 Todd Reyher	10	4	12	16	1.0-3	0.5-1	.	.	.	.	.	.	.
38 Terrell Wells	10	5	8	13	.	.	.	.	.	1-28	.	.	.
24 Ben Cottingham	8	5	8	13	.	.	.	.	.	.	.	.	.
54 N. Dewispeleare	6	7	5	12	.	.	.	.	.	.	.	.	.
42 Fred Johnson	10	7	5	12	1.0-35	.	.	.	.	.	.	.	.
40 Michael Stover	9	4	7	11	.	.	.	.	1	.	.	.	.
48 Wes Steinman	7	6	5	11	1.0-2	.	.	.	.	.	.	.	.
41 S. Alexander	4	5	5	10	.	.	.	.	.	.	.	.	.
26 Mike Alvarado	8	7	3	10	1.0-3	.	.	.	.	.	.	.	.
58 B. Jean-Pierre	8	4	4	8	1.5-10	1.0-9	.	1	.	.	.	.	.
92 Ryan Jones	9	3	2	5	0.5-0	.	.	.	.	.	1	.	.
98 Rob Varno	10	4	1	5	.	.	.	.	.	.	.	.	.
80 Brian Pate	10	5	.	5	.	.	.	.	.	1-0	.	.	.
86 Drew Atchison	10	3	1	4	.	.	.	.	.	.	.	.	.
87 David Miller	10	2	.	2	.	.	.	.	.	.	.	.	.
69 Carl Watts	4	2	.	2	.	.	.	.	1	.	.	.	.
46 Matt Otey	7	.	2	2	.	.	.	.	.	.	.	.	.
96 Daniel Pulley	3	2	.	2	.	.	.	.	.	.	.	.	.
3 Marshall Dill	2	.	1	1	.	.	.	.	.	.	.	.	.
45 Graham Falbo	10	1	.	1	.	.	.	.	.	.	.	.	.
4 D.J. McAulay	1	1	.	1	.	.	.	.	.	.	.	.	.
5 Tony Viola	8	.	1	1	.	.	.	.	.	.	.	.	.
16 R.J. Archer	10	1	.	1	.	.	.	.	.	.	1	.	.
81 Cameron Dohse	10	1	.	1	.	.	.	.	.	.	.	.	.
2 Elliott Mack	10	1	.	1	.	.	.	.	.	.	.	.	.
83 Gareth Hissong	2	.	.	.	.	.	.	.	1	.	.	.	.
Total.....	10	412	406	818	43-164	9-51	7-97	23	7	6-92	5	1	.
Opponents.....	10	374	362	736	66-287	24-165	6-82	48	10	9-4	10	2	.