

*Tribe*



**All-Conference TB  
Elijah Brooks**

**2006 REVIEW**



## 2006 SEASON REVIEW

### 2006 Season Results

Final Record: 3-8, Home: 1-4, Away: 2-4

Conference Record: 1-7, Home: 0-4, Away: 1-3

\*Atlantic 10 Conference Game

Date	Opponent	Location	Stadium	Result	Attendance	Rank W&M/Opp.
Sept. 2	at Maryland	College Park, Md.	Byrd Stadium	L/27-14	49,763	NR/NR
Sept. 16	MAINE*	Williamsburg, Va.	Zable Stadium	L/20-17	10,706	NR/NR
Sept. 23	VMI	Williamsburg, Va.	Zable Stadium	W/38-6	10,208	NR/NR
Sept. 30	HOFSTRA*	Williamsburg, Va.	Zable Stadium	L/16-14	12,259	NR/NR
Oct. 7	at Massachusetts*	Amherst, Mass.	McGuirk Stadium	L/48-7	15,822	NR/10
Oct. 14	at Liberty	Lynchburg, Va.	Williams Stadium	W/14-13	15,631	NR/NR
Oct. 21	at James Madison*	Harrisonburg, Va.	Bridgeforth Stadium	L/31-17	15,573	NR/8
Oct. 28	VILLANOVA*	Williamsburg, Va.	Zable Stadium	L/35-31	10,629	NR/NR
Nov. 4	at Towson*	Towson, Md.	Johnny Unitas Stadium	W/29-28	2,465	NR/21
Nov. 11	at Delaware*	Newark, Del.	Delaware Stadium	L/28-14	20,655	NR/NR
Nov. 18	RICHMOND*	Williamsburg, Va.	Zable Stadium	L/31-14	9,423	NR/NR

### 2006 Tribe Football Honor Roll

#### All-Atlantic 10

##### Offense

Elijah Brooks, TB - Second Team

Cody Morris, OL - Second Team

Joe Nicholas, WR - Third Team

##### Defense

Chris Ndubueze, LB - Second Team

#### All-State (VaSID)

##### Offense

Cody Morris, OL - First Team

#### Atlantic 10 Academic All-Conference Team

##### Offense

Drew Atchison, TE

Corey Davis, WR

Luke Hiteshew, OL

Eric O'Brien, OL

Matt Trinkle, TE

##### Defense

Sheldon Alexander, DB

Zach Stout, DB

#### Atlantic 10 Offensive Player of the Week

Mike Potts, QB, Nov. 5

#### Atlantic 10 Special Teams Player of the Week

Blair Pritchard, PK/P, Nov. 5

#### Atlantic 10 Rookie of the Week

Adrian Tracy, DE, Nov. 5

Adrian Tracy, DE, Sept. 24

#### Preseason Honors

Cody Morris, Preseason Second Team All-American (Sports Network)

Cody Morris, Preseason Second Team All-American (I-AA.org)

Cody Morris, Preseason All-Atlantic 10



*Adrian Tracy was a two-time A-10 Rookie of the Week selection in 2006. Tracy led A-10 freshmen in tackles for loss (15.5) and sacks (6.0).*

#### Quarterback Club Players of the Week

Opponent	Offensive	Defensive	Special Teams
Maryland	Cody Morris, OL	Derek Cox, CB	DeBrian Holmes, KR
Maine	Matt Trinkle, TE	Josh Wright, DE	Drew Atchison, TE
VMI	Elijah Brooks, RB	Adrian Tracy, DE	Derek Cox, PR
Hofstra	Elijah Brooks, RB	Michael Pigram, LB	Blair Pritchard, P
UMass	Joe Nicholas, WR	Derek Cox, CB	None
Liberty	Brent Cochran, OL	Alan Wheeling, DB	C.J. Herbert, DT
JMU	Elijah Brooks, RB	Chris Ndubueze, LB	David Houff, DB
Villanova	Drew Atchison, TE	Josh Wright, DE	Max Harris, DB
Towson	Mike Potts, QB	Adrian Tracy, DE	Blair Pritchard, PK/P
Delaware	Brad Stewart, OL	Chris Ndubueze, LB	Fred Johnson, DB
Richmond	Jake Phillips, QB	Sean Lissemore, DL	John Taylor, WR

Game 1

Maryland 27, William and Mary 14

College Park, Md. • Byrd Stadium • Sept. 2, 2006

COLLEGE PARK, Md. (9/2/06) -- On the strength of a strong first half from All-ACC quarterback Sam Hollenbach, Maryland defeated William and Mary, 27-14, at Byrd Stadium.

Hollenbach completed 7-of-11 attempts for 149 yards in the opening half, and the Terps used two rushing scores by Lance Ball to build a 24-7 lead at the break.


W&M bounced back with a solid defensive effort in the second half, limiting Maryland to 105 yards of total offense and only a third-quarter field goal, after the Terps rolled up 261 yards in the opening half.

Mike Potts highlighted an impressive fourth quarter for the Tribe, entering the game and completing 9-of-10 attempts for 99 yards and a touchdown.

Elijah Brooks paced the Tribe's ground attack with 62 yards on 17 attempts, and D.J. McAulay led the receiving corps with 82 yards and a touchdown on five catches. Elliott Mack also pulled in five grabs for 26 yards, including a 12-yard touchdown reception from Jake Phillips in the second quarter.

Potts completed his first three attempts, then hooked up with McAulay for a 49-yard touchdown pass on his second series to cut the deficit to 27-14 with 4:35 remaining.

Free safety Kevin Allen led the squad with eight total tackles, including five solo stops, and added his third-career interception in the first half. Derek Cox recovered a fumble and registered three pass break-ups, while defensive end Josh Wright recovered a pair of Maryland fumbles.



D.J. McAulay had five catches for 82 yards, both career-highs, at Maryland.

	1	2	3	4	Final
William and Mary	0	7	0	7	14
Maryland	14	10	3	0	27

Scoring Summary

Qtr	Team	Score	Time
1st	UM	Ball 2 run (Ennis kick)	8:04
	UM	Lattimore 1 run (Ennis kick)	3:56
2nd	UM	FG Ennis 39	12:19
	W&M	Mack 9 pass from Phillips (Pritchard kick)	7:16
	UM	Ball 3 run (Ennis kick)	0:53
3rd	UM	FG Ennis 25	11:13
4th	W&M	McAulay 49 pass from Potts (Pritchard kick)	4:35

	W&M	Maryland
First Downs	16	18
Rushes - Yards	29-84	40-213
Att-Cmp-Int	41-25-0	20-9-1
Pass Yards	226	153
Total Offense	310	366
Total Plays	70	60
Fumbles - Lost	0-0	3-3
3rd Down Conv.	4-15	2-10
Penalties - Yards	2-15	1-10
Sacks by - Yards	0-0	2-13
Time of Possession	31:27	28:33

**Rushing - W&M:** Brooks 17-62, Phillips 9-12, Holmes 3-10. **Maryland:** Ball 15-86 (2 TD), Lattimore 13-89 (TD), Allen 6-25, Hollenbach 1-11, Humber 1-2, Heyward-Bey 1-1, Steffy 2-0.

**Passing - W&M:** Phillips 31-16-0 127 (TD), Potts 10-9-0 99 (TD). **Maryland:** Hollenbach 15-9-0 153, Steffy 5-0-10.

**Receiving - W&M:** McAulay 5-82 (TD), Mack 5-26 (TD), Nicholas 4-46, Brooks 4-29, Holmes 3-6, Archer 2-15, Trinkle 1-12, Atchison 1-10. **Maryland:** Oquendo 3-55, Williams 2-47, Allen 2-0, Haynos 1-49, Gronkowski 1-9.

**Defense - W&M:** Allen 8 (5 solo, TFL, INT), Rutter 7 (0.5 TFL, PBU), Wheeling 6 (4 solo, 0.5 TFL), Tracy 5 (TFL), O'Neill 5, Riley 3 (TFL), Cox 3 (3 PBU, FR), Wright 2 (TFL, 2 FR), Pigram 2 (TFL).

**Attendance:** 49,763; **Time:** 2:43; **Weather:** 69, partly cloudy

Game 2

Maine 20, William and Mary 17

Williamsburg, Va. • Zable Stadium • Sept. 16, 2006

WILLIAMSBURG (9/16/06) -- Maine quarterback Ron Whitcomb rushed for a pair of scores and passed for another to lead the Black Bears past William and Mary, 20-17, at Zable Stadium.

Whitcomb, who finished with 64 yards rushing on 21 attempts and 98 yards on 9-of-15 passing, crossed the goal line for the second time on an 8-yard run to give Maine a 20-3 lead in the third quarter.

Jake Phillips passed for 184 yards and a touchdown, completing 22 of his career-high 44 attempts. Joe Nicholas brought in five receptions for 46 yards and a touchdown, and DeBrihan Holmes scored on a 14-yard run, finishing with 26 yards on four attempts.

W&M's offense came alive behind Phillips in the third, as the Tribe engineered a nine-play, 74-yard scoring drive. Phillips completed a lateral swing pass to Holmes, who finished the drive with a 14-yard scoring run to cut the deficit to 20-10.


Corner Richard Riley ended Maine's next drive with an interception near midfield, but the Tribe's offensive try stalled at the Maine 37-yard line.

Josh Wright came up with another big defensive play on the next series, sacking Whitcomb for a 3-yard loss on first down. Maine eventually was forced to punt.

Consecutive completions by Phillips to R.J. Archer moved the Tribe inside the 20-yard line, and Phillips connected with Nicholas on an 8-yard touchdown pass that trimmed the Maine lead to 20-17 with 8:30 remaining.

W&M had two more possessions in the final seven minutes, but the Tribe could only manage one first down.

McAulay finished with five catches for 53 yards, and Archer recorded three receptions for 25 yards.



Jake Phillips passed for 184 yards and a touchdown against Maine.

	1	2	3	4	Final
Maine	7	7	6	0	20
William and Mary	3	0	7	7	17

Scoring Summary

Qtr	Team	Score	Time
1st	W&M	FG Pritchard 25	10:24
	UM	Whitcomb 1 run (McNeill kick)	0:25
2nd	UM	Williams 29 pass from Whitcomb (McNeill kick)	10:52
3rd	UM	Whitcomb 8 run (McNeil kick failed)	10:20
	W&M	Holmes 14 run (Pritchard kick)	5:49
4th	W&M	Nicholas 8 pass from Phillips (Pritchard kick)	8:30

	Maine	W&M
First Downs	16	17
Rushes - Yards	48-166	25-95
Att-Cmp-Int	15-9-1	44-22-0
Pass Yards	98	184
Total Offense	264	279
Total Plays	63	69
Fumbles - Lost	4-1	1-0
3rd Down Conv.	5-13	8-18
Penalties - Yards	4-45	4-40
Sacks by - Yards	2-18	2-8
Time of Possession	31:47	28:13

**Rushing - W&M:** Brooks 12-29, Holmes 4-26 (TD), McAulay 1-15, Mack 1-14, Phillips 7-11. **Maine:** Gordon 23-100, Whitcomb 21-64 (2 TD), Randall 1-5, TEAM 3-(-3).

**Passing - W&M:** Phillips 44-22-0 184 (TD), Archer 1-0-0. **Maine:** Whitcomb 15-9-1 98 (TD).

**Receiving - W&M:** McAulay 5-53, Nicholas 5-46 (TD), Archer 3-25, Holmes 3-9, Mack 2-18, Trinkle 2-5, Atchison 1-17, Brooks 1-11. **Maine:** Gordon 3-32, Williams 2-36 (TD), Pierre 2-22, Randall 1-8, Mulligan 1-0.

**Defense - W&M:** Rutter 10 (5 solo), Allen 8 (FF, 4 solo), Pigram 8, Wright 6 (Sack, PBU), O'Neill 5 (Sack, 4 solo), Larkins 5, Riley 5 (INT), Cox 2 (FR)

**Attendance:** 10,706; **Time:** 2:47; **Weather:** 70, overcast, light rain showers



# 2006 RESULTS

## Game 3

### William and Mary 38, VMI 6

Williamsburg, Va. • Zable Stadium • Sept. 23, 2006

WILLIAMSBURG (9/23/06) -- Elijah Brooks rushed for 146 yards and three touchdowns to lead the Tribe past VMI, 38-6, at Zable Stadium.

W&M posted its 21st consecutive victory over VMI and snapped a six-game losing streak that dated back to the 2005 season.

Brooks recorded his sixth-career 100-yard rushing game and scored three rushing touchdowns for the third time, as W&M ran for a season-high 262 yards. DeBrian Holmes added 59 yards rushing on only five carries, and the Tribe held a 472-243 advantage in total offense.

Barrett Way kicked a pair of field goals for VMI, hitting from 26 and 40 yards for the Keydets' only points.

Jake Phillips completed 10 of 17 attempts for 111 yards, and Mike Potts threw for 99 yards and two touchdowns, on just 3-of-4 passing, after entering the contest in the third quarter.

Joe Nicholas led the Tribe with 78 yards on three grabs, including a 54-yard scoring reception from Potts in the fourth. Elliott Mack added 54 yards on three catches and had a 32-yard touchdown from Potts in the third.

Adrian Tracy led the Tribe defense with nine stops, including 2.5 tackles for loss, all sacks, and forced a fumble, while Richard Riley added two unassisted stops behind the line of scrimmage. Trevor McLaurin had an interception, and T.J. O'Neill and Ryan Jones each recovered fumbles for the Tribe, which forced multiple turnovers for third time in three games. True freshman Max Harris had a pair of unassisted stops and forced a fourth-quarter VMI fumble.



*The Tribe defense celebrates a tackle for loss in the win over VMI.*

	1	2	3	4	Final
VMI	3	0	0	3	6
William and Mary	14	7	10	7	38

#### Scoring Summary

Qtr	Team	Score	Time
1st	W&M	Brooks 20 run (Pritchard kick)	11:26
	VMI	FG Way 26	5:12
	W&M	Brooks 16 run (Pritchard kick)	3:28
2nd	W&M	Brooks 11 run (Pritchard kick)	9:30
3rd	W&M	FG Pritchard 30	7:53
	W&M	Mack 32 pass from Potts (Pritchard kick)	4:07
4th	W&M	Nicholas 54 pass from Potts (Pritchard kick)	14:51
	VMI	FG Way 40	9:12

	VMI	W&M
First Downs	16	25
Rushes - Yards	51-163	31-262
Att-Cmp-Int	11-5-1	21-13-1
Pass Yards	80	210
Total Offense	243	472
Total Plays	62	52
Fumbles - Lost	4-2	2-2
3rd Down Conv.	2-12	5-7
Penalties - Yards	3-25	3-20
Sacks by - Yards	0-0	2-16
Time of Possession	35:15	24:45

**Rushing - W&M:** Brooks 15-146 (3 TD), Holmes 5-59, Viola 4-28, Bynum 1-12, McAulay 1-11, Nickerson 3-10, Phillips 2-(-4). **VMI:** Mizzer 26-101, Maypray 4-26, Smith 6-18, Hughes 10-9, Robinson 1-8, Mingsu 1-4, Wilson 3-(-3).

**Passing - W&M:** Phillips 17-10-1 111, Potts 4-3-0 99 (2 TD). **VMI:** Hughes 9-4-1 72, Wilson 2-1-0 8.

**Receiving - W&M:** Nicholas 3-78 (TD), Mack 3-54 (TD), Trinkle 2-26, Archer 2-24, McAulay 2-12, Holmes 1-16. **VMI:** Lloyd 3-26, Gilliland 1-28, Robinson 1-26.

**Defense - W&M:** Tracy 9 (5 solo, 2.5 TFL, 1.5 sack, FF), Ndubueze 8, Tra. McLaurin 7, Allen 6, Riley 4 (2 solo TFL), O'Neill 3 (FR), Jones 3 (FR), Harris 2 (2 solo, FF), Tre. McLaurin 2 (INT).

**Attendance:** 10,208; **Time:** 2:28; **Weather:** 83, Mostly Cloudy, Humid

## Game 4

### Hofstra 16, William and Mary 14

Williamsburg, Va. • Zable Stadium • Sept. 30, 2006

WILLIAMSBURG (9/30/06) -- Rob Zarrilli's third field goal, a 47-yarder with 7:20 remaining in the fourth quarter, lifted Hofstra to a 16-14 victory over William and Mary in Atlantic 10 Football action at sold out Zable Stadium.

Hofstra earned its first conference victory under first-year head coach Dave Cohen.


Anton Clarkson passed for 212 yards and a first-half touchdown, an 8-yard strike to R.C. Scarpa, and Zarrilli booted two field goals to give the Pride a 13-7 lead at halftime.

The Tribe rallied to take a 14-13 lead on Jake Phillips' 46-yard flea-flicker touchdown pass to Joe Nicholas with 4:40 remaining in the third quarter, but W&M was held scoreless the rest of the way.

Phillips was 9-for-22 on the day for 189 yards and two touchdowns, including a 10-yard scoring pass to tight end Drew Atchison in the first quarter. Elijah Brooks rushed for 79 yards on 15 attempts, and Nicholas finished with three grabs for 70 yards, his 22nd-straight game with at least one reception.

Tribe defensive tackle C.J. Herbert blocked a 33-yard field goal attempt, preserving the 14-13 lead early in the fourth, before Zarrilli booted the game-winner.

Adrian Tracy and Herbert led another solid second-half effort for the Tribe defense, which allowed only the fourth quarter field goal, while limiting the Pride to 17 yards rushing and 132 total yards over the final 30 minutes. Herbert had a solo sack in the second half, in addition to his blocked field goal, while Tracy shared the team lead with sophomore linebacker Michael Pigram with 10 total tackles.



*Joe Nicholas brings in a 46-yard touchdown catch against Hofstra.*

	1	2	3	4	Final
Hofstra	0	13	0	3	16
William and Mary	7	0	7	0	14

#### Scoring Summary

Qtr	Team	Score	Time
1st	W&M	Atchison 10 pass from Phillips (Pritchard kick)	9:14
2nd	HU	Scarpa 8 pass from Clarkson n(Zarrilli kick)	10:22
	HU	FG 24 Zarrilli	6:00
	HU	FG 45 Zarrilli	0:47
3rd	W&M	Nicholas 46 pass from Phillips (Pritchard kick)	4:40
4th	HU	FG Zarrilli 47	7:20

	HU	W&M
First Downs	20	11
Rushes - Yards	36-132	29-70
Att-Cmp-Int	34-18-0	22-9-1
Pass Yards	212	189
Total Offense	344	259
Total Plays	70	51
Fumbles - Lost	1-1	1-0
3rd Down Conv.	5-16	3-12
Penalties - Yards	5-55	7-65
Sacks by - Yards	3-25	2-17
Time of Possession	33:51	26:09

**Rushing - W&M:** Brooks 15-79, Bynum 1-1, Holmes 3-(-2), Phillips 10-(-8). **HU:** Huggins 16-78, Villante 1-36, Crenshaw 8-31, Clarkson 8-(-4).

**Passing - W&M:** Phillips 22-9-1, 189 (2 TD). **HU:** Clarkson 33-18-0, 212 (TD), Crenshaw 1-0-0.

**Receiving - W&M:** Nicholas 3-70 (TD), McAulay 2-53, Brooks 1-30, Archer 1-19, Atchison 1-10 (TD), Trinkle 1-7. **HU:** Sullivan 6-69, Smith 5-76, Huggins 3-16, Brooks 1-30, Scarpa 1-8 (TD), Riley 1-8, Lewis 1-5.

**Defense - W&M:** Pigram 10 (9 solo, TFL), Tracy 10 (4 solo, 2 TFL, sack), Wheeling 7, Williamson 6, Wright 6 (FF), Cox 5 (5 solo, PBU), Herbert 4 (TFL, sack, Blocked FG), O'Neill 2 (FR).

**Attendance:** 12,259; **Time:** 2:51; **Weather:** 75, Sunny



Game 5

#10 UMass 48, William and Mary 7

Amherst, Mass. • McGuirk Stadium • Oct. 7, 2006

AMHERST, Mass. (10/7/06) -- Steve Baylark rushed for 187 yards and two scores, and Tony Nelson added three rushing touchdowns to lead 10th-ranked Massachusetts past William and Mary, 48-7, at McGuirk Stadium.

Baylark and Nelson each scored twice in the first half as UMass found the end zone on its first four possessions to build a comfortable 28-0 lead at the half. W&M dropped its seventh-straight conference game and suffered its largest margin of defeat in conference play since joining the A-10 in 1993.

Nelson finished with 69 yards rushing, and Liam Coen passed for 275 yards, completing 12 of 17 attempts, and a touchdown as the Minutemen gained 596 total yards of offense.

Mike Potts completed 27 of 50 passing attempts for 244 yards and provided the Tribe's only points of the contest on a 35-yard touchdown pass to Joe Nicholas in the third quarter. Nicholas finished with five catches for 62 yards and recorded his fourth consecutive game with a scoring reception.

Potts guided the Tribe on a 10-play, 78-yard drive to get W&M on the board. Potts completed passes to eight different receivers on the afternoon in his first start of the season, recording then career-highs on attempts and completions.

D.J. McAulay had four catches for 47 yards, and tight end Matt Trinkle had four receptions for 27 yards.

Elijah Brooks rushed for 30 yards on 10 carries, but the Minutemen's stout defense held the Tribe to a net of 30 yards rushing and a 6-for-19 effort on third downs.



Mike Potts passed for 244 yards and a touchdown at UMass.

	1	2	3	4	Final
William and Mary	0	0	7	0	7
Massachusetts	14	14	10	10	48

Scoring Summary

Qtr	Team	Score	Time
1st	UMass	Baylark 23 run (Koeplin kick)	7:15
	UMass	Baylark 6 run (Koeplin kick)	2:31
2nd	UMass	Nelson 4 run (Koeplin kick)	11:12
	UMass	Nelson 5 run (Koeplin kick)	5:26
3rd	UMass	FG Koeplin 30	11:02
	UMass	Nelson 29 pass from Coen (Koeplin kick)	5:45
	W&M	Nicholas 35 pass from Potts (Pritchard kick)	0:35
4th	UMass	Nelson 2 run (Koeplin kick)	13:28
	UMass	FG Koeplin 40	7:24

	W&M	UMass
First Downs	16	22
Rushes - Yards	21-30	40-278
Att-Cmp-Int	50-27-1	19-13-0
Pass Yards	244	318
Total Offense	274	596
Total Plays	71	59
Fumbles - Lost	3-0	1-0
3rd Down Conv.	6-19	4-9
Penalties - Yards	2-25	5-70
Sacks by - Yards	0-0	2-10
Time of Possession	32:59	27:01

**Rushing - W&M:** Brooks 10-35, Holmes 3-6, Viola 1-4, Bynum 2-4, McAulay 1(-4), Potts 4(-15). **UMass:** Baylark 22-187 (2 TD), Nelson 13-69 (3 TD), Coen 1-8, Barthel 1-6, Montgomery 2-4, Cefalo 1-4.

**Passing - W&M:** Potts 50-27-1, 244 (TD). **UMass:** Coen 17-12-0, 275 (TD), Woodward 2-1-0, 43.

**Receiving - W&M:** Nicholas 5-62 (TD), Brooks 5-12, McAulay 4-47, Trinkle 4-27, Holmes 4-14, Archer 2-54, Mack 2-19, Taylor 1-9. **UMass:** Moore 5-118 (TD), London 3-83, Listorti 2-40, Harrington 2-34, Bailey 1-43.

**Defense - W&M:** Cox 9 (5 solo, PBU), O'Neill 7, Tra. McLaurin 8, Riley 7 (3 solo, FF), Allen 6, Wheeling 5 (TFL).

**Attendance:** 15,822; **Time:** 2:45; **Weather:** 58, Partly Cloudy

Game 6

William and Mary 14, Liberty 13

Lynchburg, Va. • Williams Stadium • Oct. 14, 2006

LYNCHBURG, Va. (10/14/06) -- Elijah Brooks rushed for 101 yards and two touchdowns, and the Tribe hung on for a 14-13 victory over Liberty at Williams Stadium.

Brooks eclipsed the 2,000-yard career rushing mark en route to his seventh-career 100-yard game, as W&M snapped a two-game losing streak. Brooks' second touchdown with 5:50 remaining in the third quarter proved to be the difference, but the outcome wasn't certain until Liberty kicker Ben Beasley missed a 37-yard field goal with 2:07 remaining, the Flames' third failed field goal attempt of the contest.

Liberty, which rushed for 315 yards and held a 386-285 advantage in total yards, took a 13-7 lead on Zach Terrell's 6-yard touchdown run, his second, and Beasley's extra point with 10:57 remaining in the third quarter, but the advantage was only six points because the Tribe's C.J. Herbert blocked a point-after attempt in the first half.

Mike Potts, who split time at quarterback with Jake Phillips, finished 5-for-8 for 77 yards and connected with R.J. Archer on a 46-yard completion that set up Brooks' game-winning, 5-yard run. Phillips completed two passes and contributed to a solid Tribe rushing attack with 42 yards on seven attempts, including a key first down run that enable W&M to run out the clock in the closing minutes.

The Flames also had an opportunity to retake the lead in the third, but senior Travis McLaurin blocked a 35-yard field goal attempt by Beasley with 1:32 on the clock.

Derek Cox paced the defense with a career-high 14 tackles, including nine unassisted, and Chris Ndubueze had a season-high 11 stops, including a key unassisted sack in the fourth quarter for a 7-yard loss on third down. Alan Wheeling finished with 11 tackles as well and had a 33-yard interception return that set up Brooks' first score, and sophomore Michael Pigram finished with 10 stops.



Elijah Brooks went over the 2000-yard rushing mark for his career at Liberty.

	1	2	3	4	Final
William and Mary	0	7	7	0	14
Liberty	0	6	7	0	13

Scoring Summary

Qtr	Team	Score	Time
2nd	W&M	Brooks 3 run (Pritchard kick)	8:27
	LU	Terrell 1 run (Kick blocked)	0:55
3rd	LU	Terrell 6 run (Kolegue kick)	10:57
	W&M	Brooks 5 run (Pritchard kick)	5:50

	W&M	Liberty
First Downs	17	24
Rushes - Yards	37-177	55-315
Att-Cmp-Int	17-7-1	15-8-1
Pass Yards	95	71
Total Offense	272	386
Total Plays	54	70
Fumbles - Lost	0-0	1-0
3rd Down Conv.	6-13	9-15
Penalties - Yards	8-58	9-85
Sacks by - Yards	1-7	0-0
Time of Possession	23:59	36:01

**Rushing - W&M:** Brooks 23-101 (2 TD), Phillips 7-42, Holmes 3-15, Mack 1-11. **Liberty:** Jennings 22-186, Lawrence 11-60, Terrell 14-45 (2 TD), Smith 2-10, Stokes 5-9, Jackson 1-5.

**Passing - W&M:** Potts 8-5-0, 77; Phillips 9-2-1, 18. **Liberty:** Smith 12-6-1, 57; Terrell 3-2-0, 14.

**Receiving - W&M:** Archer 2-49, Nicholas 2-18, Brooks 2-14, Trinkle 1-14. **Liberty:** Jackson 5-51, Bolden 3-20.

**Defense - W&M:** Cox 14 (9 solo), Wheeling 11 (INT), Ndubueze 11 (TFL, sack), Pigram 10, Tracy 8 (TFL), Larkins 7, Allen 6 (FF), Tra. McLaurin (Blkd FG), Herbert (Blkd PAT).

**Attendance:** 15,631; **Time:** 2:36; **Weather:** 56, Sunny

# 2006 RESULTS

## Game 7

### #8 JMU 31, William and Mary 17

Harrisonburg, Va. • Bridgeforth Stadium • Oct. 21, 2006

HARRISONBURG, Va. (10/21/06) -- James Madison's Justin Rascati passed for 211 yards and two touchdowns, and Eugene Holloman rushed for 118 yards and a first-half score to lead the eighth-ranked Dukes past William and Mary, 31-17, at Bridgeforth Stadium.

JMU won its fifth consecutive game to remain unbeaten in Atlantic 10 play, while W&M dropped its eighth-straight A-10 game.

Rascati threw an 11-yard touchdown pass to Mike Caussin on the game's opening possession and later added a 55-yard scoring strike to Ardon Bransford in the fourth quarter that extended the Dukes' lead to 31-10.

Elijah Brooks rushed for 99 yards and a touchdown for the Tribe, finishing one yard shy of his eighth career 100-yard game. Mike Potts completed 15 of 24 attempts for 187 yards and a touchdown, and Matt Trinkle pulled in four catches for a career-high 57 yards.

Potts engineered a late six-play, 73-yard scoring drive that ended with a 5-yard touchdown pass to John Taylor. Potts hooked up with Trinkle for a 12-yard reception on the drive and also hit Elliott Mack for a 27-yard gain before connecting on Taylor's first touchdown grab of the season.

Chris Ndubueze paced the defense with 10 total tackles, including eight unassisted stops and a solo tackle for loss, and Travis McLaurin had a 9-yard interception return, his first pick since the 2003 season.



Travis McLaurin returns an interception at JMU.

	1	2	3	4	Final
William and Mary	0	7	0	10	17
James Madison	7	10	7	7	31

#### Scoring Summary

Qtr	Team	Score	Time
1st	JMU	Caussin 11 pass from Rascati (Rabil kick)	6:39
2nd	W&M	Brooks 2 run (Pritchard kick)	11:34
	JMU	Holloman 1 run (Rabil kick)	8:46
	JMU	FG Rabil 28	0:00
3rd	JMU	Bolton 2 run (Rabil kick)	7:48
4th	W&M	FG Pritchard 29	14:55
	JMU	Bransford 55 pass from Rascati (Rabil kick)	3:49
	W&M	Taylor 5 pass from Potts (Pritchard kick)	2:23

	W&M	JMU
First Downs	19	20
Rushes - Yards	32-112	40-185
Att-Cmp-Int	31-17-0	21-15-1
Pass Yards	214	211
Total Offense	326	396
Total Plays	63	61
Fumbles - Lost	1-0	1-0
3rd Down Conv.	5-14	6-12
Penalties - Yards	3-27	6-55
Sacks by - Yards	1-2	6-30
Time of Possession	29:45	30:15

**Rushing - W&M:** Brooks 19-99 (TD), Mack 1-20, Holmes 1-2, Bynum 1-2, Potts 1-(-1), Phillips 9-(-10). **JMU:** Holloman 22-118 (TD), Landers 2-32, Rascati 12-26, Bolton 3-10.

**Passing - W&M:** Potts 24-15-0, 187, TD; Phillips 7-2-0, 27. **JMU:** Rascati 21-15-1, 211, 2TD.

**Receiving - W&M:** Trinkle 4-57, Brooks 4-25, Taylor 3-35 (TD), Mack 2-48, Atchison 2-27, Archer 2-22. **JMU:** Bransford 7-123 (TD), Landers 2-24, Williams 2-17, Boxley 1-15, Baker 1-11, Caussin 1-11 (TD), Newman 1-10.

**Defense - W&M:** Ndubueze 10 (TFL), Tra. McLaurin 9 (INT), Cox 7 (5 solo), Wheeling 6, Wright 5 (Sack), Tracy 4 (2.5 TFL, PBU).

**Attendance:** 15,573; **Time:** 2:40; **Weather:** 65, clear

## Game 8

### Villanova 35, William and Mary 31

Williamsburg, Va. • Zable Stadium • Oct. 28, 2006

WILLIAMSBURG (10/28/06) -- Marvin Burroughs' 1-yard quarterback sneak over the goal line with 35 seconds remaining lifted Villanova past William and Mary, 35-31, at Zable Stadium.

Villanova piled up 508 yards of total offense behind Burroughs to snap a two-game losing streak and send W&M to its ninth-consecutive conference loss.

Burroughs completed 15 of 19 attempts for 284 yards and two touchdowns and finished with a net of 31 yards rushing, which included the game-winning 1-yard dive.

The Wildcats covered 67 yards on the drive **Josh Wright recorded eight** in 1:34, with no timeouts, after the Tribe's Blair **tackles, including 1.5 sacks** Pritchard gave W&M a 31-28 lead with 2:09 **against Villanova.** remaining on a 27-yard field goal.

Elijah Brooks rushed for 142 yards and two touchdowns for the Tribe and moved into ninth place on the school's career rushing list (2,298). The senior needed just 16 yards to crack the top 10 entering the day and used his third 100-yard game of the season, and eighth of his career, to continue his move up the chart.

Mike Potts went the distance at quarterback and completed 12 of 24 attempts for 197 yards, including a 57-yard, fourth-quarter touchdown pass to tight end Drew Atchison that tied the game, 28-28, with 7:17 remaining. Potts also added his first-career touchdown run on a 1-yard keeper in the first half.



	1	2	3	4	Final
Villanova	7	10	3	15	35
William and Mary	14	7	0	10	31

#### Scoring Summary

Qtr	Team	Score	Time
1st	VU	May 31 pass from Burroughs (Marcoux kick)	9:39
	W&M	Brooks 2 run (Pritchard kick)	3:23
	W&M	Brooks 2 run (Pritchard kick)	0:14
2nd	W&M	Potts 1 run (Pritchard kick)	8:13
	VU	Atkinson 28 pass from Burroughs (Marcoux kick)	5:58
	VU	FG Marcoux 24	0:28
3rd	VU	FG Marcoux 27	3:26
4th	VU	May 6 run (Sherry pass from Burroughs)	8:01
	W&M	Atchison 57 pass from Potts (Pritchard kick)	7:17
	W&M	FG Pritchard 27	2:09
	VU	Burroughs 1 run (Marcoux kick)	0:35

	VU	W&M
First Downs	24	22
Rushes - Yards	44-224	42-171
Att-Cmp-Int	19-15-0	24-12-0
Pass Yards	284	197
Total Offense	508	368
Total Plays	63	66
Fumbles - Lost	3-2	0-0
3rd Down Conv.	6-10	6-14
Penalties - Yards	5-52	3-34
Sacks by - Yards	1-15	3-21
Time of Possession	29:26	30:34

**Rushing - W&M:** Brooks 30-142 (2TD), Holmes 7-26, Mack 3-17, Potts 2-(-14) (TD). **VU:** Dicken 16-96, May 9-46, Jones 5-46, Burroughs 13-31 (TD), Atkinson 1-5.

**Passing - W&M:** Potts 24-12-0, 197, TD. **VU:** Burroughs 19-15-0, 284, 2TD.

**Receiving - W&M:** Nicholas 4-62, Atchison 2-66 (TD), Archer 2-36, Trinkle 2-10, Taylor 1-18, Mack 1-5. **VU:** May 3-81 (TD), Atkinson 3-59 (TD), Sherry 2-60, Harvey 2-56, Smith 2-15, Jones 2-9, Koroma 1-4.

**Defense - W&M:** Ndubueze 10 (6 solo, TFL, sack), Allen 9 (6 solo), Tracy 8 (1.5 TFL), Wright 8 (2 TFL, 1.5 sacks), Pigram 6 (TFL, 2 FF), Tra. McLaurin 6 (FR), Harris (FR).

**Attendance:** 10,629; **Time:** 2:58; **Weather:** 71, Strong Wind, Clear



Game 9

William and Mary 29, #21 Towson 28

Towson, Md. • Unifas Stadium • Nov. 4, 2006

Game 10

Delaware 28, William and Mary 14

Newark, Del. • Delaware Stadium • Nov. 11, 2006

TOWSON, Md. (11/4/06) -- Blair Pritchard kicked a 34-yard field goal, his third, with five seconds remaining to lift William and Mary to a 29-28 victory over 21st-ranked Towson.


W&M picked up its first conference victory of the season and snapped a nine-game losing streak in league games.

Mike Potts passed for a career-high 409 yards and two touchdowns, completing 28 of 44 attempts to post the second-best single-game passing performance in school history. Elijah Brooks rushed for a career-high 165 yards on 22 carries and passed for a touchdown, as the Tribe piled up 630 yards of total offense, the most ever yielded by Towson.

Potts' top targets on the day were Joe Nicholas and R.J. Archer, as the pair combined for 226 yards on 12 catches. Nicholas had six grabs for 104 yards and two touchdowns, one a 76-yard catch from Potts and the other a 6-yard reception from Brooks. Archer recorded six receptions for 122 yards, both career-highs. D.J. McAulay had a 45-yard touchdown catch from Potts in the fourth that cut the Tribe's deficit to 28-23.

Pritchard booted a career-long 34-yarder with 4:48 remaining to trim the Tigers' lead to 28-26, then matched the distance on the game-winner.

Adrian Tracy highlighted a strong second-half performance by the defense, finishing with four tackles for loss, including a career-high three quarterback sacks. Chris Ndubueze had a team-high 13 tackles with two for loss, and David Houff had a second-half interception.



Mike Potts passed for 409 yards and two touchdowns in the win at Towson.

	1	2	3	4	Final
William and Mary	3	14	0	12	29
Towson	14	7	0	7	28

Scoring Summary

Qtr	Team	Score	Time
1st	W&M	FG Pritchard 18	11:33
	TU	McClaude 7 pass from Schaefer (Halbruner kick)	7:36
2nd	TU	Yancey 39 pass from Schaefer (Halbruner kick)	2:59
	W&M	Nicholas 76 pass from Potts (Pritchard kick)	13:16
	TU	Arnold 31 pass from Schaefer (Halbruner kick)	8:03
	W&M	Nicholas 6 pass from Brooks (Pritchard kick)	2:25
4th	TU	Yancey 5 pass from Schaefer (Halbruner kick)	13:06
	W&M	McAulay 45 pass from Potts (Potts pass failed)	11:14
	W&M	FG Pritchard 34	4:48
W&M	FG Pritchard 34	0:05	

	W&M	TU
First Downs	27	23
Rushes - Yards	29-209	26-88
Att-Cmp-Int	46-30-1	51-33-1
Pass Yards	421	367
Total Offense	630	455
Total Plays	75	77
Fumbles - Lost	0-0	2-1
3rd Down Conv.	2-12	8-15
Penalties - Yards	2-20	7-45
Sacks by - Yards	5-25	0-0
Time of Possession	29:46	30:14

**Rushing - W&M:** Brooks 22-165, Holmes 3-39, Potts 3-5. **TU:** McClaude 11-65, Miles 2-16, Williams 7-15, Schaefer 6-(-8).

**Passing - W&M:** Potts 44-28-1, 409, 2 TD; Brooks 1-1-0, 6 TD; Taylor 1-1-0, 6. **TU:** Schaefer 51-33-1, 367, 4 TD.

**Receiving - W&M:** Archer 6-122, Nicholas 6-104 (2 TD), Brooks 5-33, Mack 4-49, Trinkle 3-20, McAulay 2-51 (TD), Holmes 2-29, Atchison 2-13. **TU:** Arnold 11-119 (TD), Harrison 6-90, Lee 6-63, Yancey 4-66 (2 TD), McClaude 2-12 (TD), Williams 2-0, Perry 1-11, Brown 1-6.

**Defense - W&M:** Ndubueze 13 (8 solo, 2 TFL, sack), Cox 11 (8 solo, 2 PBU), Pigram 10 (7 solo), Tracy 9 (6 solo, 4 TFL, 3 sacks, FF), Houff 6 (6 solo, INT, PBU), Tra. McLaurin 5 (5 solo, 2 PBU), Lissemore 5 (4 solo, sack).

**Attendance:** 2,465; **Time:** 2:55; **Weather:** 49, Partly Cloudy

NEWARK, Del. (11/11/06) -- Joe Flacco passed for two touchdowns and rushed for a score to lead Delaware past William and Mary, 28-14.

Flacco completed 28 of 39 attempts for 292 yards and threw touchdown passes to Robbie Agnone and Ben Patrick to snap Delaware's two-game losing streak.

Mike Potts passed for 207 yards and two touchdowns for W&M, but was picked off three times.

The Tribe used true freshman David Caldwell's first career interception to set up the game's first score. W&M methodically marched 71 yards on 10 plays, converting two fourth down plays on the drive, to take a 7-0 lead on Potts' 16-yard touchdown pass to Joe Nicholas. Nicholas finished with five grabs for 50 yards.

Delaware answered on its next series with an 8-yard touchdown from Flacco to Agnone.


Potts' second pick ended the Tribe's next drive, and the Blue Hens then went 68 yards on 10 plays, ending with a 1-yard scoring run by Omar Cuff, to take a 14-7 lead.

After a scoreless third quarter, Flacco's 9-yard touchdown pass to Patrick with 13:14 remaining in the fourth quarter pushed the Delaware lead to 21-14.

Potts moved the Tribe 80 yards on 12 plays on the ensuing possession and found a wide-open Matt Otey in the left corner of the end zone for a 2-yard touchdown pass with 7:47 remaining.

But, the Blue Hens, which totaled 406 yards of offense on the afternoon, put it away with an eight-play, 60-yard drive that ended with Flacco's 3-yard run.

R.J. Archer led the Tribe with 80 yards on five catches, and DeBrien Holmes gained 31 yards on three receptions. Elijah Brooks rushed for 54 yards on 14 attempts, and Holmes added 47 yards rushing on seven carries.



Derek Cox returns an interception at Delaware.

	1	2	3	4	Final
William and Mary	0	7	0	7	14
Delaware	0	14	0	14	28

Scoring Summary

Qtr	Team	Score	Time
2nd	W&M	Nicholas 16 pass from Potts (Pritchard kick)	14:54
	UD	Agnone 8 pass from Flacco (Hobby kick)	10:45
	UD	Cuff 1 run (Hobby kick)	0:34
4th	UD	Patrick 9 pass from Flacco (Hobby kick)	13:14
	W&M	Otey 2 pass from Potts (Pritchard kick)	7:47
UD	Flacco 3 run (Hobby kick)	3:19	

	W&M	UD
First Downs	21	24
Rushes - Yards	28-117	27-114
Att-Cmp-Int	36-19-3	39-28-2
Pass Yards	207	292
Total Offense	324	406
Total Plays	64	66
Fumbles - Lost	0-0	0-0
3rd Down Conv.	6-12	7-9
Penalties - Yards	5-29	3-30
Sacks by - Yards	1-8	0-0
Time of Possession	28:42	31:18

**Rushing - W&M:** Brooks 14-54, Holmes 7-47, Viola 4-13, Potts 2-4, Mack 1-(-1). **UD:** Cuff 17-93 (TD), Michaud 4-26, Flacco 4-(-3) (TD).

**Passing - W&M:** Potts 36-19-3, 2 TD. **UD:** Flacco 39-28-0, 292, 2 TD.

**Receiving - W&M:** Archer 5-80, Nicholas 5-50 (TD), Holmes 3-31, Trinkle 2-14, Atchison 1-15, Brooks 1-9, Mack 1-6, Otey 1-2 (TD). **UD:** Love 8-106, Patrick 5-62 (TD), Duncan 5-34, Agnone 4-50 (TD), Michaud 4-23, Cuff 2-17.

**Defense - W&M:** Pigram 7 (5 solo, TFL), Wheeling 6, Ndubueze 5 (4 solo, sack, PBU), Cox 5 (4 solo, INT, PBU), Johnson 5, Caldwell (INT, PBU), Tra. McLaurin 2 (TFL).

**Attendance:** 20,655; **Time:** 2:30; **Weather:** 66, Mostly Sunny



# 2006 RESULTS

## Game 11

### Richmond 31, William and Mary 14

Williamsburg, Va. • Zable Stadium • Nov. 13, 2006

WILLIAMSBURG (11/18/06) -- Richmond quarterback Eric Ward passed for two touchdowns, and Tim Hightower rushed and passed for a score to lead the Spiders to a 31-14 victory over William and Mary at Zable Stadium.

In the 116th meeting between the two rivals, Richmond won its second-straight in the series for the first time since 1973.

Ward completed 21 of 31 attempts for 174 yards and threw touchdown passes of eight and three yards. Hightower rushed for 46 yards on 15 carries, after providing the first points of the game on a 24-yard pass to Arman Shields.

Hightower's run gave the Spiders a 14-0 lead, before Ward's scoring pass to Desriveaux extended the advantage to 21-0. Andrew Harris' interception set up a Andrew Howard's 24-yard field goal as time expired in the half, giving Richmond a 24-0 lead.

Richmond tallied 228 yards of total offense in the opening half and held W&M to just 29 total yards and two first downs.

Ward's 3-yard scoring pass to Stewart at the 10:31 mark of the fourth pushed the lead to 31-0, before Tribe quarterback Jake Phillips accounted for two scores in the final seven minutes.

Phillips, who entered the game in the third quarter, threw a 10-yard touchdown pass to Joe Nicholas, and after the Tribe recovered an onside kick, Phillips scored on a 1-yard run.

Phillips finished with 107 yards on 9-of-12 passing and was the Tribe's leading rusher with 24 yards on seven attempts. Nicholas had four catches for 61 yards and tied Chris Rosier on the school's career touchdown receptions list with his 18th.



*David Caldwell returns a kick-off against Richmond in the season finale.*



*Elijah Brooks ('07) rushed for 931 yards and eight touchdowns in 2006. Despite only playing three seasons at W&M, Brooks finished his career sixth on the College's all-time rushing list with 2,536 yards.*

	1	2	3	4	Final
Richmond	7	17	0	7	31
William and Mary	0	0	0	14	14

#### Scoring Summary

Qtr	Team	Score	Time
1st	UR	Shields 24 pass from Hightower (Howard kick)	1:16
2nd	UR	Hightower 1 run (Howard kick)	8:28
	UR	Desriveaux 8 pass from Ward (Howard kick)	3:13
	UR	FG Howard 24	0:00
4th	UR	Stewart 3 pass from Ward (Howard kick)	10:31
	W&M	Nicholas 10 pass from Phillips (Pritchard kick)	6:13
	W&M	Phillips 1 run (Pritchard kick)	3:12

	UR	W&M
First Downs	23	11
Rushes - Yards	39-181	24-72
Att-Cmp-Int	32-22-0	28-15-2
Pass Yards	198	147
Total Offense	379	219
Total Plays	71	52
Fumbles - Lost	1-0	1-0
3rd Down Conv.	9-13	2-12
Penalties - Yards	4-45	6-60
Sacks by - Yards	2-10	0-0
Time of Possession	35:49	24:11


**Rushing - W&M:** Phillips 7-24 (TD), Brooks 6-19, McAulay 1-17, Archer 1-15, Viola 3-8, Holmes 4-(-3), Potts 2 (-8). **UR:** Vaughan 15-108, Hightower 15-46 (TD), Forte 1-17, Ward 5-9, Shields 1-5.

**Passing - W&M:** Potts 16-6-2, 40; Phillips 12-9-0, 107, TD. **UR:** Ward 31-21-0, 174, 2 TD; Hightower 1-1-0, 24, TD.

**Receiving - W&M:** Nicholas 4-61 (TD), Archer 3-43, Atchison 2-25, Trinkle 2-10, Holmes 2-5, McAulay 1-9, Viola 1-(-6). **UR:** Shields 8-84 (TD), Desriveaux 4-29 (TD), Crone 3-25, Mitchell 2-35, Hightower 2-9, Vaughan 1-7, Monteverde 1-6, Stewart 1-3 (TD).

**Defense - W&M:** Wheeling 10 (4 solo, PBU), Caldwell 10 (4 solo), Tra. McLaurin 10, Tracy 8 (0.5 TFL), Lissemore 7 (3 solo, 1.5 TFL), Ndubeuze 5 (TFL), Allen 4 (TFL, PBU).

**Attendance:** 9,423; **Time:** 2:33; **Weather:** 57, Partly Cloudy



*Blair Pritchard ('07) kicked a 34-yard field goal with five seconds remaining to lift W&M past 21st-ranked Towson, 29-28, last season. The game-winning kick was his third field goal of the game.*



2006 TEAM STATISTICS	W&M	OPP
SCORING .....	209	283
Points Per Game .....	19.0	25.7
FIRST DOWNS .....	202	230
Rushing .....	91	118
Passing .....	100	98
Penalty .....	11	14
RUSHING YARDAGE .....	1399	2059
Yards gained rushing .....	1626	2295
Yards lost rushing .....	227	236
Rushing Attempts .....	327	446
Average Per Rush .....	4.3	4.6
Average Per Game .....	127.2	187.2
TDs Rushing .....	11	19
PASSING YARDAGE .....	2334	2284
Att-Comp-Int .....	360-196-10	275-175-8
Average Per Pass .....	6.5	8.3
Average Per Catch .....	11.9	13.1
Average Per Game .....	212.2	207.6
TDs Passing .....	16	16
TOTAL OFFENSE .....	3733	4343
Total Plays .....	687	721
Average Per Play .....	5.4	6.0
Average Per Game .....	339.4	394.8
KICK RETURNS: #-YARDS .....	41-782	36-593
PUNT RETURNS: #-YARDS .....	18-133	18-97
INT RETURNS: #-YARDS .....	8-91	10-64
KICK RETURN AVERAGE .....	19.1	16.5
PUNT RETURN AVERAGE .....	7.4	5.4
INT RETURN AVERAGE .....	11.4	6.4
FUMBLES-LOST .....	9-2	21-10
PENALTIES-YARDS .....	45-400	53-517
Average Per Game .....	36.4	47.0
PUNTS-YARDS .....	49-1727	34-1334
Average Per Punt .....	35.2	39.2
Net punt average .....	33.3	35.3
TIME OF POSSESSION/GAME .....	28:14	31:46
3RD-DOWN CONVERSIONS .....	53/148	63/134
3rd-Down Pct .....	36%	47%
4TH-DOWN CONVERSIONS .....	14/25	7/9
4th-Down Pct .....	56%	78%
SACKS BY-YARDS .....	17-104	18-121
MISC YARDS .....	9	0
TOUCHDOWNS SCORED .....	27	35
FIELD GOALS-ATTEMPTS .....	7-12	13-19
PAT-ATTEMPTS .....	26-26	32-34
HOME ATTENDANCE .....	53,225	119,909
Games/Avg Per Game .....	5/10,645	6/19,985



Junior DeBrian Holmes is the Tribe's top returning rusher from 2006. Holmes averaged 5.1 yards per carry last season, finishing with 225 yards on 44 attempts.



Junior Michael Pigram finished third on the team last season with 69 total tackles, including 4.5 stops behind the line of scrimmage.

Score By Quarters	1st	2nd	3rd	4th	Total
William and Mary	41	56	38	74	- 209
Opponents	73	108	36	66	- 283



## 2006 INDIVIDUAL STATISTICS

RUSHING	GP	Att	Gain	Loss	Net	Avg	TD	Long	Avg/G
Elijah Brooks	11	183	962	31	931	5.1	8	25	84.6
DeBrian Holmes	11	44	242	17	225	5.1	1	25	20.5
Jake Phillips	7	51	184	117	67	1.3	1	13	9.6
Elliott Mack	10	7	73	12	61	8.7	0	27	6.1
Tony Viola	10	12	54	1	53	4.4	0	11	5.3
D.J. McAulay	8	4	43	4	39	9.8	0	17	4.9
Raphael Bynum	8	6	31	0	31	5.2	0	12	3.9
R.J. Archer	11	1	15	0	15	15.0	0	15	1.4
Matt Nickerson	5	3	10	0	10	3.3	0	5	2.0
TEAM	2	2	0	4	-4	-2.0	0	0	-2.0
Mike Potts	9	14	12	41	-29	-2.1	1	3	-3.2

<b>Total</b>	<b>11</b>	<b>327</b>	<b>1626</b>	<b>227</b>	<b>1399</b>	<b>4.3</b>	<b>11</b>	<b>27</b>	<b>127.2</b>
Opponents	11	446	2295	236	2059	4.6	19	62	187.2

PASSING	GP	Effc	Att-Cmp-Int	Pct	Yds	TD	Lng	Avg/G
Mike Potts	9	126.83	216-124-7	57.4	1559	10	76	173.2
Jake Phillips	7	102.55	141-70-3	49.6	763	5	46	109.0
R.J. Archer	11	0.00	1-0-0	0.0	0	0	0	0.0
Christian Taylor	11	150.40	1-1-0	100.0	6	1	6	0.5
Elijah Brooks	11	480.40	1-1-0	100.0	6	1	6	0.5

<b>Total</b>	<b>11</b>	<b>118.02</b>	<b>360-196-10</b>	<b>54.4</b>	<b>2334</b>	<b>16</b>	<b>76</b>	<b>212.2</b>
Opponents	11	146.78	275-175-8	63.6	2284	16	55	207.6

RECEIVING	GP	No.	Yds	Avg	TD	Long	Avg/G
Joe Nicholas	11	41	597	14.6	8	76	54.3
R.J. Archer	11	30	489	16.3	0	46	44.5
Matt Trinkle	11	24	202	8.4	0	23	18.4
Elijah Brooks	11	23	163	7.1	0	30	14.8
D.J. McAulay	8	21	307	14.6	2	49	38.4
Elliott Mack	10	20	225	11.2	2	32	22.5
DeBrian Holmes	11	18	110	6.1	0	24	10.0
Drew Atchison	11	12	183	15.2	2	57	16.6
John Taylor	7	5	62	12.4	1	22	8.9
Matt Otey	7	1	2	2.0	1	2	0.3
Tony Viola	10	1	-6	-6.0	0	0	-0.6

<b>Total</b>	<b>11</b>	<b>196</b>	<b>2334</b>	<b>11.9</b>	<b>16</b>	<b>76</b>	<b>212.2</b>
Opponents	11	175	2284	13.1	16	55	207.6

PUNT RETURNS	No.	Yds	Avg	TD	Long
Derek Cox	17	129	7.6	0	25
R.J. Archer	1	4	4.0	0	4
<b>Total</b>	<b>18</b>	<b>133</b>	<b>7.4</b>	<b>0</b>	<b>25</b>
Opponents	18	97	5.4	0	20

KICK RETURNS	No.	Yds	Avg	TD	Long
DeBrian Holmes	17	304	17.9	0	32
David Caldwell	16	365	22.8	0	46
Elliott Mack	3	52	17.3	0	23
Elijah Brooks	2	27	13.5	0	15
Raphael Bynum	1	6	6.0	0	6
Matt Otey	1	11	11.0	0	11
Tony Viola	1	17	17.0	0	17
<b>Total</b>	<b>41</b>	<b>782</b>	<b>19.1</b>	<b>0</b>	<b>46</b>
Opponents	36	593	16.5	0	34

Sophomore David Caldwell averaged 22.8 yards per kickoff return as a true freshman in 2006 with a long of 46 yards.



Senior Mike Potts had team highs in passing yards (1,559) and touchdown passes (10) in 2006.



Tight end Matt Trinkle ('07) was the third-leading receiver for the Tribe in 2006 with 24 receptions and averaged 8.4 yards per catch.





## 2006 INDIVIDUAL STATISTICS



*Senior wide receiver Joe Nicholas tied for the team lead in scoring last season with 48 points on eight touchdown receptions.*

SCORING	TD	FGs	PATs					DXP	Saf	Points
			Kick	Rush	Rcv	Pass				
Elijah Brooks	8	0-0	0-0	0-0	0	0-0	0	0	48	
Joe Nicholas	8	0-0	0-0	0-0	0	0-0	0	0	48	
Blair Pritchard	0	7-12	26-26	0-0	0	0-0	0	0	47	
Elliott Mack	2	0-0	0-0	0-0	0	0-0	0	0	12	
D.J. McAulay	2	0-0	0-0	0-0	0	0-0	0	0	12	
Drew Atchison	2	0-0	0-0	0-0	0	0-0	0	0	12	
Matt Otey	1	0-0	0-0	0-0	0	0-0	0	0	6	
DeBrihan Holmes	1	0-0	0-0	0-0	0	0-0	0	0	6	
Jake Phillips	1	0-0	0-0	0-0	0	0-0	0	0	6	
Mike Potts	1	0-0	0-0	0-0	0	0-1	0	0	6	
John Taylor	1	0-0	0-0	0-0	0	0-0	0	0	6	
<b>Total</b>	<b>27</b>	<b>7-12</b>	<b>26-26</b>	<b>0-0</b>	<b>0</b>	<b>0-1</b>	<b>0</b>	<b>0</b>	<b>209</b>	
Opponents	36	13-19	32-34	0	1	1-1	0	0	283	

TOTAL OFFENSE	G	Plays	Rush	Pass	Total	Avg/G
Mike Potts	9	230	-29	1559	1530	170.0
Elijah Brooks	11	184	931	6	937	85.2
Jake Phillips	7	192	67	763	830	118.6
DeBrihan Holmes	11	44	225	0	225	20.5
Elliott Mack	10	7	61	0	61	6.1
Tony Viola	10	12	53	0	53	5.3
D.J. McAulay	8	4	39	0	39	4.9
Raphael Bynum	8	6	31	0	31	3.9
R.J. Archer	11	2	15	0	15	1.4
Matt Nickerson	5	3	10	0	10	2.0
Christian Taylor	11	1	0	6	6	0.5
TEAM	2	2	-4	0	-4	-2.0
<b>Total</b>	<b>11</b>	<b>736</b>	<b>1752</b>	<b>2406</b>	<b>4158</b>	<b>378.0</b>
Opponents	11	782	1810	2462	4272	388.4

FIELD GOALS	FGM-FGA	Pct	20-29	30-39	40-49	50+	Lg	Bk
Blair Pritchard	7-12	58.3	1-1	3-4	3-5	0-1	0-1	1

PUNTING	No.	Yds	Avg	Long	TB	FC	I20	Blkd
Blair Pritchard	47	1691	36.0	54	3	2	7	1
Corey Davis	1	36	36.0	36	0	0	0	0
<b>Total</b>	<b>48</b>	<b>1727</b>	<b>35.2</b>	<b>54</b>	<b>3</b>	<b>2</b>	<b>7</b>	<b>1</b>
Opponents	34	1334	39.2	58	3	1	12	0



*Sophomore R.J. Archer recorded 508 all-purpose yards, including 489 receiving yards, as a redshirt freshman last season.*

ALL PURPOSE	G	Rush	Rec	PR	KOR	IR	Tot	Avg/G
Elijah Brooks	11	931	163	0	27	0	1121	101.9
DeBrihan Holmes	11	225	110	0	304	0	639	58.1
Joe Nicholas	11	0	597	0	0	0	597	54.3
R.J. Archer	11	15	489	4	0	0	508	46.2
David Caldwell	11	0	0	0	365	4	369	33.5
D.J. McAulay	8	39	307	0	0	0	346	43.2
Elliott Mack	10	61	225	0	52	0	338	33.8
Matt Trinkle	11	0	202	0	0	0	202	18.4
Drew Atchison	11	0	183	0	0	0	183	16.6
Derek Cox	11	0	0	129	0	25	154	14.0
Jake Phillips	7	67	0	0	0	0	67	9.6
Tony Viola	10	53	-6	0	17	0	64	6.4
John Taylor	7	0	62	0	0	0	62	8.9
Raphael Bynum	8	31	0	0	6	0	37	4.6
Alan Wheeling	10	0	0	0	0	33	33	3.3
Richard Riley	11	0	0	0	0	14	14	1.3
Matt Otey	7	0	2	0	11	0	13	1.9
Matt Nickerson	5	10	0	0	0	0	10	2.0
Travis McLaurin	11	0	0	0	0	9	9	0.8
Trevor McLaurin	7	0	0	0	0	6	6	0.9
TEAM	2	-4	0	0	0	0	-4	-2.0
Mike Potts	9	-29	0	0	0	0	-29	-3.2
<b>Total</b>	<b>11</b>	<b>1399</b>	<b>2334</b>	<b>133</b>	<b>782</b>	<b>92</b>	<b>4739</b>	<b>430.8</b>
Opponents	11	2059	2284	97	593	64	5097	463.4

# 2006 DEFENSIVE STATISTICS

Defensive Leaders	GP	Tackles			TFL/Yds	-Sacks- No-Yds	Passes Def			Fumbles		Blkd Kick	Saf
		Solo	Ast	Total			Int-Yds	PBU	QBH	Rcv-Yds	FF		
Chris Ndubueze	11	36	39	75	7.0-32	4.0-25	-	2	1	-	-	-	-
Adrian Tracy	11	28	42	70	15.5-68	6.0-41	-	2	-	-	2	-	-
Michael Pigram	11	38	31	69	4.5-10	-	-	-	-	-	3	-	-
Alan Wheeling	10	28	33	61	2.0-4	-	1-33	1	-	-	-	-	-
Kevin Allen	10	34	25	59	2.5-3	-	1-0	4	-	-	2	-	-
Travis McLaurin	11	16	43	59	2.0-2	-	1-9	3	-	1-9	-	1	-
Derek Cox	11	41	18	59	0.5-2	-	1-25	9	-	2-0	-	-	-
Richard Riley	11	23	23	46	3.0-14	-	1-14	4	-	-	1	-	-
Josh Wright	11	12	27	39	6.5-20	4.0-17	-	2	-	2-0	-	-	-
David Caldwell	11	18	19	37	-	-	1-4	1	-	-	-	-	-
Sean Lissemore	10	13	20	33	2.5-11	1.0-8	-	-	-	-	-	-	-
T.J. O'Neill	10	11	20	31	1.5-5	1.0-5	-	-	-	2-0	-	-	-
C.J. Herbert	11	7	23	30	1.0-8	1.0-8	-	-	-	-	-	2	-
David Houff	11	20	8	28	-	-	1-0	1	-	-	-	-	-
Josh Larkins	11	6	14	20	-	-	-	-	-	-	-	-	-
Josh Rutter	4	6	14	20	0.5-1	-	-	1	-	-	-	-	-
Brian Williamson	11	4	15	19	1.5-1	-	-	-	-	1-0	-	-	-
Trevor McLaurin	7	4	11	15	0.5-2	-	1-6	-	-	-	-	-	-
Ryan Horvath	8	5	5	10	-	-	-	-	-	-	-	-	-
Fred Johnson	11	4	6	10	-	-	-	-	-	-	-	-	-
Max Harris	10	7	1	8	-	-	-	-	-	1-0	1	-	-
Sheldon Alexander	9	2	1	3	-	-	-	-	-	-	-	-	-
Daniel Pulley	2	-	3	3	-	-	-	-	-	-	-	-	-
Ryan Jones	3	-	3	3	-	-	-	-	-	1-0	-	-	-
Todd Reyher	10	1	2	3	-	-	-	-	-	-	-	-	-
Rob Varno	11	2	1	3	-	-	-	-	-	-	-	-	-
Raphael Bynum	8	3	-	3	-	-	-	-	-	-	-	-	-
Brent Cochran	11	1	1	2	-	-	-	-	-	-	-	-	-
Blair Pritchard	11	2	-	2	-	-	-	-	-	-	-	-	-
DeBrian Holmes	11	2	-	2	-	-	-	-	-	-	-	-	-
Matt Nickerson	5	1	-	1	-	-	-	-	-	-	-	-	-
Tony Viola	10	1	-	1	-	-	-	-	-	-	-	-	-
C.J. Muse	11	1	-	1	-	-	-	-	-	-	-	-	-
<b>TOTALS</b>	<b>11</b>	<b>377</b>	<b>448</b>	<b>825</b>	<b>51-183</b>	<b>17-104</b>	<b>8-91</b>	<b>30</b>	<b>1</b>	<b>10-9</b>	<b>9</b>	<b>3</b>	<b>-</b>
Opponents	11	355	380	735	51-212	18-121	10-64	48	13	2-0	5	2	-

## Interceptions

	No.	Yds	Avg.	TD	Long
Alan Wheeling	1	33	33.0	0	33
Derek Cox	1	25	25.0	0	25
Richard Riley	1	14	14.0	0	14
Travis McLaurin	1	9	9.0	0	9
Trevor McLaurin	1	6	6.0	0	6
David Caldwell	1	4	4.0	0	4
Kevin Allen	1	0	0-0	0	0
David Houff	1	0	0-0	0	0
<b>Total</b>	<b>8</b>	<b>91</b>	<b>11.4</b>	<b>0</b>	<b>33</b>
Opponents	10	64	6.4	0	23

## Sacks

	No.	Yds
Adrian Tracy	6.0	41
Chris Ndubueze	4.0	25
Josh Wright	4.0	17
Sean Lissemore	1.0	8
C.J. Herbert	1.0	8
T.J. O'Neill	1.0	5
<b>Total</b>	<b>17</b>	<b>104</b>
Opponents	18	121

## Fumble Recoveries

	No.	Yds	Avg.	TD	Long
Travis McLaurin	1	9	9.0	0	9
<b>Total</b>	<b>1</b>	<b>9</b>	<b>9.0</b>	<b>0</b>	<b>9</b>
Opponents	0	0	0.0	0	0



Chris Ndubueze ('07) earned second-team all-conference honors after leading the Tribe with 75 total tackles last season.



## 2006 STARTERS AND TOP PERFORMANCES

### Start Chart: Game-By-Game Starters

	Maryland	Maine	VMI	Hofstra	UMass	Liberty	JMU	Villanova	Towson	Delaware	Richmond
QB	Phillips	Phillips	Phillips	Phillips	Potts	Phillips	Potts	Potts	Potts	Potts	Potts
TB	Brooks	Brooks	Brooks	Brooks	Brooks	Brooks	Brooks	Brooks	Brooks	Brooks	Brooks
FB	Otey	McAulay*	Atchison^	Bynum	Archer*	Atchison^	Atchison^	Mack*	Atchison^	Otey	Atchison^
WR	Nicholas	Nicholas	Nicholas	Nicholas	Nicholas	Nicholas	Nicholas	Nicholas	Nicholas	Nicholas	Nicholas
WR	Mack	Mack	Mack	McAulay	McAulay	Archer	Archer	Archer	Archer	Archer	Archer
TE	Trinkle	Trinkle	Trinkle	Trinkle	Trinkle	Trinkle	Trinkle	Trinkle	Trinkle	Trinkle	Trinkle
LT	Cochran	Cochran	Cochran	Cochran	Cochran	Cochran	Cochran	Cochran	Cochran	Cochran	Cochran
LG	Oliver	Oliver	Oliver	Oliver	Oliver	Oliver	Oliver	Oliver	Oliver	Oliver	Oliver
C	Morris	Morris	Morris	Morris	Morris	Morris	Morris	Morris	Morris	Morris	Morris
RG	Hiteshew	Hiteshew	Hiteshew	Hiteshew	Hiteshew	Hiteshew	Hiteshew	Hiteshew	Hiteshew	Muse	Muse
RT	Stewart	Stewart	Stewart	Stewart	Stewart	Stewart	Stewart	Stewart	Stewart	Stewart	Stewart
DE	Wright	Wright	Wright	Wright	Wright	Wright	Wright	Wright	Wright	Wright	Wright
DE	Tracy	Tracy	Tracy	Tracy	Tracy	Tracy	Tracy	Tracy	Tracy	Tracy	Tracy
DT	Herbert	Herbert	Herbert	Herbert	Herbert	Herbert	Herbert	Herbert	Herbert	Herbert	Herbert
DT	Williamson	Williamson	Williamson	Williamson	Williamson	Williamson	Williamson	Williamson	Williamson	Williamson	Larkins
OLB	Tre. McLaurin	Tre. McLaurin	Tre. McLaurin	Tre. McLaurin	Tre. McLaurin	Ndubueze	Ndubueze	Ndubueze	Ndubueze	Ndubueze	Ndubueze
ILB	Rutter	Rutter	Rutter	Tra. McLaurin	Tra. McLaurin	Tra. McLaurin	Tra. McLaurin	Tra. McLaurin	Tra. McLaurin	Tra. McLaurin	Tra. McLaurin
OLB	Pigram	Pigram	Pigram	Pigram	Pigram	Pigram	Pigram	Pigram	Pigram	Pigram	Pigram
SS	Alexander	Allen	Allen	Allen	Allen	Houff	Houff	Allen	Allen	Houff	Allen
FS	Wheeling	Wheeling	Wheeling	Wheeling	Wheeling	Wheeling	Wheeling	Wheeling	Houff	Wheeling	Wheeling
CB	Riley	Riley	Riley	Riley	Riley	Riley	Riley	Riley	Riley	Riley	Riley
CB	Cox	Cox	Cox	Cox	Cox	Cox	Cox	Cox	Cox	Cox	Caldwell

\*W&M started with three wide receivers and no FB. ^W&M started with two tight ends and no FB.

### Tribe's Top Offensive Performances

#### Top Passing Performances

1.	409	Mike Potts at Towson	Nov. 4
2.	244	Mike Potts at UMass	Oct. 7
3.	207	Mike Potts at Delaware	Nov. 11
4.	197	Mike Potts vs. Villanova	Oct. 28
5.	189	Jake Phillips vs. Hofstra	Sept. 30
6.	187	Mike Potts at JMU	Oct. 21
7.	184	Jake Phillips vs. Maine	Sept. 16
8.	127	Jake Phillips at Maryland	Sept. 2
9.	111	Jake Phillips vs. VMI	Sept. 23
10.	107	Jake Phillips vs. Richmond	Nov. 18

#### Top Rushing Performances

1.	165	Elijah Brooks at Towson	Nov. 4
2.	146	Elijah Brooks vs. VMI	Sept. 23
3.	142	Elijah Brooks vs. Villanova	Oct. 28
4.	101	Elijah Brooks at Liberty	Oct. 14
5.	99	Elijah Brooks at JMU	Oct. 21
6.	79	Elijah Brooks vs. Hofstra	Sept. 30
7.	62	Elijah Brooks at Maryland	Sept. 2
8.	59	DeBrian Holmes vs. VMI	Sept. 23
9.	54	Elijah Brooks at Delaware	Nov. 11
10.	47	DeBrian Holmes at Delaware	Nov. 11

#### Top Receiving Performances

1.	122	R.J. Archer at Towson	Nov. 4
2.	104	Joe Nicholas at Towson	Nov. 4
3.	82	D.J. McAulay at Maryland	Sept. 2
4.	80	R.J. Archer at Delaware	Nov. 11
5.	78	Joe Nicholas vs. VMI	Sept. 23
6.	70	Joe Nicholas vs. Hofstra	Sept. 30
7.	66	Drew Atchison vs. Villanova	Oct. 28
8.	62	Joe Nicholas vs. Villanova	Oct. 28
	62	Joe Nicholas at UMass	Oct. 7
10.	61	Joe Nicholas vs. Richmond	Nov. 18

#### 300-yard + Passing Games

1 Mike Potts

#### 100-yard Rushing Games

4 Elijah Brooks

#### 100-yard Receiving Games

1 R.J. Archer  
1 Joe Nicholas

#### 200-yard+ Passing Games

3 Mike Potts

### Tribe Longest Plays of the Season

Rush: ..... 27, E. Mack vs. Villanova, 10/28  
 Rushing TD: ..... 20, E. Brooks vs. VMI, 9/23  
 Pass: ..... 76, M. Potts to J. Nicholas at Towson, 11/4  
 Passing TD: ..... 76, M. Potts to J. Nicholas at Towson, 11/4  
 Punt Return: ..... 25, D. Cox at JMU, 10/21  
 Kickoff Ret: ..... 46, D. Caldwell at Liberty, 10/14  
 INT Return: ..... 33, A. Wheeling at Liberty, 10/14  
 Punt: ..... 54, B. Pritchard at Liberty, 10/14  
 Field Goal: ..... 34, twice, B. Pritchard at Towson, 11/4  
 Drive: ..... 92, 13 plays, 5:22, TD, at JMU, 10/21

### Opponent Longest Plays of the Season

Rush: ..... 62, R. Jennings (LU), 10/14  
 Rushing TD: ..... 23, S. Baylark(UMASS), 10/7  
 Pass: ..... 55, J. Rascati to A. Bransford (JMU), 10/21  
 Passing TD: ..... 55, J. Rascati to A. Bransford (JMU), 10/21  
 Punt Return: ..... 20, K. Huggins (HU), 9/30  
 Kickoff Return: ..... 34, S. Koroma (VU), 10/28  
 INT Return: ..... 23, Andrew (UD), 11/11  
 Punt: ..... 58, A. Podlesh (MD), 9/2  
 Field Goal: ..... 47, R. Zarrilli (HU), 9/30  
 Drive: ..... 98, 11 plays, 5:30, TD, vs. Villanova, 10/28

## 2006 SUPERLATIVES

### Individual Single-Game Highs

Pass Attempts: .....50, M. Potts at UMass, 10/7  
 Pass Completions: ..... 28, M. Potts at Towson, 11/4  
 Passing Yards: ..... 409, M. Potts at Towson, 11/4  
 Passing TDs: ..... 2, four times, last - M. Potts at Delaware, 11/11  
 Rushing Attempts: ..... 30, E. Brooks vs. Villanova, 10/28  
 Rushing Yards: ..... 165, E. Brooks at Towson, 11/4  
 Rushing TDs: ..... 3, E. Brooks vs. VMI, 9/23  
 Receptions: ..... 6, J. Nicholas and R.J. Archer at Towson, 11/4  
 Receiving Yards: ..... 122, R.J. Archer at Towson, 11/4  
 Receiving TDs: .....2, J. Nicholas at Towson, 11/4  
 Total Offensive Yards: ..... 414, M. Potts at Liberty, 11/4  
 All-Purpose Yards: ..... 198, E. Brooks at Towson, 11/4  
 Total Points: ..... 18, E. Brooks vs. VMI, 9/23  
 Points Kicking: ..... 11, B. Pritchard at Towson, 11/4  
 Points Rushing: ..... 18, E. Brooks vs. VMI, 9/23  
 Points Receiving: .....12, J. Nicholas at Towson, 11/4  
 Field Goals Made: .....3, B. Pritchard at Towson, 11/4  
 Field Goals Attempted: ..... 3, B. Pritchard at JMU, 10/21; at Towson, 11/4  
 PATs Attempted: ..... 5, B. Pritchard vs. VMI, 9/23  
 PATs Made: ..... 5, B. Pritchard vs. VMI, 9/23  
 Punts: ..... 8, B. Pritchard at Maryland, 9/2; at UMass, 10/7  
 Punting Yards: .....298, B. Pritchard at UMass, 10/7  
 Punting Average: ..... 46.0, B. Pritchard vs. Hofstra, 9/30; at Liberty, 10/14  
 Punt Returns: .....4, D. Cox vs. VMI, 9/23; at Towson, 11/4  
 Punt Return Yards: ..... 42, D. Cox vs. VMI, 9/23  
 Kickoff Returns: .....6, D. Holmes at UMass, 10/7  
 Kickoff Return Yards: ..... 114, D. Holmes at UMass, 10/7  
 Kickoff Return Avg: ..... 33.5, D. Caldwell at Liberty, 10/14  
 Interceptions: ..... 1, eight times, last - D. Cox & D. Caldwell at Delaware, 11/11  
 Interception Yards: .....33, A. Wheeling at Liberty, 10/14  
 Tackles: ..... 14, D. Cox at Liberty, 10/14  
 Solo Tackles: .....9, M. Pigram vs. Hofstra, 9/30; D. Cox at Liberty, 10/14  
 Tackles for loss: ..... 4.0, A. Tracy at Towson, 11/4  
 Sacks: ..... 3.0, A. Tracy at Towson, 11/4  
 Pass Breakups: ..... 3, D. Cox at Maryland, 9/2

### Team Single-Game Highs

Pass Attempts: .....50, at UMass, 10/7  
 Pass Completions: ..... 30, at Towson, 11/4  
 Passing Yards: ..... 421, at Towson, 11/4  
 Passing TDs: ..... 3, at Towson, 11/4  
 Yards Per Completion: .....21.0, vs. Hofstra, 9/30  
 Rushing Attempts: .....42, vs. Villanova, 10/28  
 Rushing Yards: .....262, vs. VMI, 9/23  
 Rushing TDs: .....3, vs. VMI, 9/23; vs. Villanova, 10/28  
 Yards Per Rush: ..... 8.5, vs. VMI, 9/23  
 Total Yards: ..... 630, at Towson, 11/4  
 Points Scored: .....38, vs. VMI, 9/23  
 TDs Scored: .....5, vs. VMI, 9/23  
 Total Plays: ..... 75, at Towson, 11/4  
 Field Goals Made: ..... 3, at Towson, 11/4  
 Field Goals Attempted: .....3, at JMU, 10/21; at Towson, 11/4  
 PATs Attempted: ..... 5, vs. VMI, 9/23  
 PATs Made: ..... 5, vs. VMI, 9/23  
 Punts: ..... 10, at Maryland, 9/2  
 Punting Yards: ..... 303, at Maryland, 9/2  
 Punting Average: .....46.0, vs. Hofstra, 9/30; at Liberty, 10/14  
 Punt Returns: ..... 4, vs. VMI, 9/23; at Towson, 11/4  
 Punt Return Yards: ..... 42, vs. VMI, 9/23  
 Kickoff Returns: ..... 8, at UMass, 10/7  
 Kickoff Return Yards: ..... 152, at UMass, 10/7  
 Kickoff Return Average: ..... 33.5, at Liberty, 10/14  
 Interceptions: ..... 2, at Delaware, 11/11  
 Interception Yards: ..... 33, at Liberty, 10/14  
 Forced Fumbles: .....2, vs. VMI, 9/23; vs. Villanova, 10/28  
 Fumble Return Yards: .....9, vs. Villanova, 10/28  
 Turnovers Gained: ..... 4, at Maryland, 9/2  
 Turnovers Lost: ..... 3, vs. VMI, 9/23; at Delaware, 11/11  
 Sacks: ..... 5, at Towson, 11/4  
 Sacks Allowed: ..... 6, at JMU, 10/21  
 First Downs: ..... 27, at Towson, 11/4  
 Third Down Conv. %: ..... 71.4 (5-7), vs. VMI, 9/23  
 Fourth Down Conversion %: ..... 100.0 (3-3), vs. Villanova, 10/28  
 Penalties: ..... 8, at Liberty, 10/14  
 Penalty Yards: .....65, vs. Hofstra, 9/30  
 Possession Time: .....32:59, at UMass, 10/7

### Game-By-Game Individual Highs

Opponent	Pass Att.	Pass Yards	Rushes	Rush. Yds	Receptions	Rec. Yds.	Tackles	TFLs	Sacks
at Maryland	31, Phillips	127, Phillips	17, Brooks	62, Brooks	5, Mack/McAulay	82, McAulay	8, Allen	1.0, five players	none
Maine	44, Phillips	184, Phillips	12, Brooks	29, Brooks	5, McAulay/Nicholas	53, McAulay	10, Rutter	1.0, Wright/O'Neill	1.0, Wright/O'Neill
VMI	17, Phillips	111, Phillips	15, Brooks	146, Brooks	3, Nicholas/Mack	78, Nicholas	9, Tracy	2.5, Tracy	1.5, Tracy
Hofstra	22, Phillips	189, Phillips	15, Brooks	79, Brooks	3, Nicholas	70, Nicholas	10, Tracy/Pigram	2.0, Tracy	1.0, Tracy/Herbert
at UMass	50, Potts	244, Potts	10, Brooks	35, Brooks	5, Nicholas/Brooks	62, Brooks	9, Cox	1.0, Wheeling	none
at Liberty	8, Potts	77, Potts	23, Brooks	101, Brooks	2, three players	49, Archer	14, Cox	1.0, Ndubueze/Tracy	1.0, Ndubueze
at JMU	24, Potts	187, Potts	19, Brooks	99, Brooks	4, Brooks, Trinkle	57, Trinkle	10, Ndubueze	2.5, Tracy	1.0, Wright
Villanova	24, Potts	197, Potts	30, Brooks	142, Brooks	4, Nicholas	66, Atchison	10, Ndubueze	2.0, Wright	1.5, Wright
at Towson	44, Potts	409, Potts	22, Brooks	165, Brooks	6, Nicholas/Archer	122, Archer	13, Ndubueze	4.0, Tracy	3.0, Tracy
at Delaware	36, Potts	207, Potts	14, Brooks	54, Brooks	5, Nicholas/Archer	80, Archer	7, Pigram	1.0, three players	1.0, Ndubueze
Richmond	16, Potts	107, Phillips	7, Phillips	24, Phillips	4, Nicholas	61, Nicholas	10, three players	1.5, Lissemore	none