



2008 WILLIAM & MARY TRIBE FOOTBALL GAME NOTES



**William and Mary
Tribe
(2-1, 0-0 CAA)**

Vs.



**No. 14/16 Villanova
Wildcats
(3-1, 1-0 CAA)**



www.tribeathletics.com/gameday.html

Game Day Information

WILLIAM AND MARY "TRIBE" (2-1, 0-0 CAA) vs. VILLANOVA "WILDCATS" (3-1, 1-0 CAA)

Kickoff: 1 p.m., Saturday, Oct. 4, 2008

Site: Zable Stadium (12,259, FieldTurf)

Radio: 12:30 p.m. - Tribe Football Radio Network, including www.TribeAthletics.com (See next page)

All-Time Series: W&M leads, 14-10-1; W&M leads series in Williamsburg, 10-2-1

Last Meeting: Villanova won, 63-24, on Oct. 6, 2007 in Villanova, Pa.

Head Coaches: Jimmye Laycock (184-135-2/29th season); Andy Talley (186-117-2/29th season; 158-99-1/24th season at VU)

First and 10

Currently on a two-game winning streak, William and Mary will look for its third straight victory when it hosts No. 14/16 Villanova in its conference opener on Saturday at 1 p.m. The Tribe controls the all-time series 14-10-1 and owns a 10-2-1 advantage in contests played in Williamsburg. However, VU has claimed the last three meetings between the schools. After earning back-to-back victories against VMI and Norfolk State, the Tribe was idle with a bye last week. One of the most productive offensive teams in the country, W&M currently ranks seventh nationally with 39.33 points per game and 12th in rushing offense (215.33 ypg). The Tribe's defensive unit has also excelled thus far, ranking 11th nationally in total defense (277 ypg), fourth in pass efficiency defense (82.70) and sixth in pass defense (126.67 ypg). Villanova enters Saturday's game on a three-game winning streak and defeated top-ranked Richmond, 26-20, last weekend. The Wildcats' other victories have come against Lehigh and Pennsylvania, while their lone loss came at West Virginia. VU's defense is holing opponents to just 95 yards rushing per game, a figure that ranks second in the conference and 23rd nationally.

2008 Tribe Schedule

Date	Opponent	Score/Time
Sept. 6	at N.C. State	L, 34-24
Sept. 13	VMI	W, 52-17
Sept. 20	NORFOLK STATE	W, 42-12
Oct. 4	VILLANOVA*	1 p.m.
Oct. 11	at New Hampshire*	Noon
Oct. 18	at Delaware*	Noon
Oct. 25	RHODE ISLAND*	1 p.m.
Nov. 1	at Towson*	Noon
Nov. 8	NORTHEASTERN*	7 p.m.
Nov. 15	at James Madison*	6 p.m.
Nov. 22	RICHMOND*	Noon

*CAA conference game

2008 Wildcats Schedule

Date	Opponent	Score/Time
Aug. 30	at West Virginia	L, 48-21
Sept. 13	LEHIGH	W, 33-14
Sept. 20	at Penn	W, 20-14 (ot)
Sept. 27	RICHMOND*	W, 26-20
Oct. 4	at William and Mary*	1 p.m.
Oct. 18	at Rhode Island*	Noon
Oct. 25	JAMES MADISON*	3:30 p.m.
Nov. 1	at Northeastern*	1 p.m.
Nov. 8	NEW HAMPSHIRE*	3:30 p.m.
Nov. 15	TOWSON*	1 p.m.
Nov. 22	at Delaware*	2:30 p.m.

*CAA conference game

Table of Contents

Media Information	2
W&M Football Radio Network	2
W&M Sports Information Staff	2
Projected Depth Chart and Start Chart	3
This Week's Opponent: Villanova	4
Tale of the Tape	4
W&M Football Quick Facts	5
W&M Football Game Notes	5
The Tribe in 2008	6
Scouting the 2008 Opponents	6
CAA Football Information	7
National Rankings	8
Tribe Football Record Watch	9-10
2008 W&M Quarterback Club Awards	12
Senior Profile: Michael Grant	13
Head Coach Jimmye Laycock	14
W&M Football Rosters	15-16
Season Game-By-Game Starters	17
Tribe in the Red Zone	17
W&M Single-Game Highs	18
Opponent Single-Game Highs	19
Long Plays of the Season	19
Top Offensive Performances	20
Scoring Drives Chart	21
The Last Time It Happened	22
W&M Single-Game Records	23
Individual Career-Highs	24
Career Statistics	26
2008 Game-By-Game Results	27
2008 Season Statistics	29



MEDIA INFORMATION

W&M Media Relations Staff

Pete Clawson (Primary Football Contact)
Assistant A.D., Media Relations
(O) 757-221-3369 (E) pmclaw@wm.edu

Rob Turner (Football Contact)
Associate Sports Information Director
(O) 757-221-3370 (E) rrtturn@wm.edu

Kris Sears (Associate SID)
(O) 757-221-3368 (E) kasear@wm.edu

Jake Skipper (Associate SID)
(O) 757-221-3344 (E) jcskip@wm.edu

Scott Burns (Intern)
(O) 757-221-3344 (E) sburns@wm.edu

Zable Stadium Press Box Phone: 757-221-3414

Sports Information Fax: 757-221-3412

Web Site: www.TribeAthletics.com

Mailing Address:

751 Ukrop Way
Williamsburg, VA 23185

Weekly CAA Football Coaches Call

Every Monday beginning Aug. 25 CAA football coaches will participate in teleconferences for the media from 10:00-12:10 (EST). Each coach will have a 10-minute slot to discuss his team and answer questions from the media. Members of the media are strongly encouraged to participate in the questioning. For the access number and password contact Scott Meyer in the CAA office at (804) 754-1616, x20.

- 10:00 CAA football update
- 10:10 Mike London, Richmond
- 10:20 Jimmie Laycock, William & Mary
- 10:30 Andy Talley, Villanova
- 10:40 Rocky Hager, Northeastern
- 10:50 Mickey Matthews, James Madison
- 11:00 Jack Cosgrove, Maine
- 11:10 Don Brown, Massachusetts
- 11:20 Darren Rizzi, Rhode Island
- 11:30 K.C. Keeler, Delaware
- 11:40 Sean McDonnell, New Hampshire
- 11:50 Dave Cohen, Hofstra
- 12:00 Gordy Combs, Towson

CAA Football Press Box Phone Numbers

Delaware	302-831-6199/302-831-2186
Hofstra	516-463-5247
James Madison	540-568-6521
Maine	207-581-1049
Massachusetts	413-545-3550
New Hampshire	603-862-2585
Northeastern	617-566-5956
Rhode Island	401-874-4616
Richmond	804-355-6110
Towson	410-704-3102
Villanova	610-519-5290
William and Mary	757-221-3414

Interviews

All requests for interviews must be directed through the Sports Information Office. Players are available Monday morning until noon Thursday. Please call either Pete Clawson, or Rob Turner, with interview requests.

Weekly Press Conference

A press conference with head coach Jimmie Laycock will be held every Tuesday at noon at the Hospitality House in Williamsburg. Lunch is served around noon, followed by opening remarks and a question and answer session with Coach Laycock. Interviews with selected players will follow the luncheon. Please confirm your attendance with Pete Clawson in the Sports Information Office at least 24 hours in advance.

Game Credentials

Please make all press and photo requests at least one week in advance. Tickets and parking passes can be mailed with one week's notice. If not, tickets can be picked up, with proper credentials, at the Will Call Window at Zable Stadium on the morning of the game. ****PARKING PASSES CANNOT BE LEFT AT WILL CALL****

Press Parking

Parking for members of the working press is available just southeast of Zable Stadium in front of the Sadler Center. Parking is limited and media members are encouraged to arrive early.

Photographers

Please observe the NCAA rules, which prohibit photographers between the 25 yard lines.

Press Box Services

Located atop the East grandstand of Zable Stadium at Cary field, the press box officially opens two hours prior to kickoff. Pregame notes, flip cards and programs will be available prior to the start. Complete halftime statistics, as well as final team and individual statistics, are available immediately following the game.

Radio

Visiting radio lines may be rented by non-conference opponents through the Sports Information Office at a cost of \$75 per line. The radio booth for the visiting team is located at the south end of the press box on the lower level. Radio stations should make arrangements with the Sports Information Office at least a month in advance. Requests for the line will be honored on a first-come, first-served basis.

Visiting Film Crews

Space will be allotted in the West Press Box for film and video crews of visiting teams' coaches' shows. We will provide two spots per team.

Post-Game Procedures

Head coach Jimmie Laycock and the visiting coach will be available about 10 minutes after the game in an interview area located in the Laycock Football Center. Individual W&M players' names should be given to Pete Clawson during the fourth quarter and they will be made available in the interview room.

The William and Mary Football Radio Network

The W&M Athletics Department is in its third year of a partnership for the Tribe Radio Network with local stations, 92.3 FM "The Tide" and 107.9 FM "WBACH", as the network's Co-Flagships.

The partnership provides the College with solid coverage of the peninsula, as the station's combined footprint reaches from eastern areas of Richmond to the western parts of Norfolk. Tribe fans in Richmond will also be able to catch the action on 1450AM WCLM, which returns for its fourth season as an affiliate. Also, as usual, long-standing network member WBRG, AM 1050 of Lynchburg is back to carry all the action for 2007.

In addition to the radio coverage, all broadcasts can be heard live on the web at www.TribeAthletics.com, free of charge.

The College's long-standing broadcast team of team of Jay Colley and Bob Sheeran remain in place to deliver all the action of Tribe football over the airwaves.

William and Mary Radio Network Affiliates

"The Tide"	92.3 FM	Williamsburg
WBACH	107.9 FM	Williamsburg
WBRG	1050 AM	Lynchburg
WCLM	1450 AM	Richmond



DEPTH CHART



Offensive Depth Chart: Villanova Game

Pos.	No.	Name	Elg.	Ht.	Wt.	Notes
WR	2	Elliott Mack	SR	6-0	195	Has recorded a TD reception in each of the last two games
	15	Chase Hill	SO	6-2	192	Hauled in three catches for 22 yards against Norfolk State
WR	4	D.J. McAulay	JR	5-11	180	Leads the team with 11 receptions for 222 yards and five TDs
	81	Cameron Dohse	SO	6-0	177	Had 31 catches for 557 yards and five TDs in '07
TE	98	Rob Varno	JR	6-5	218	Ranks second on the team with eight catches
	86	Alex Gottlieb	FR	6-3	230	Earned first collegiate action vs. VMI
LT	77	Jake Marcey	RFR	6-4	308	Earned first career start at N.C. State
	62	Thomas McCutcheon	JR	6-5	325	Earned playing time as a reserve this season
LG	79	Michael Grant	SR	6-5	296	Started 13 of the last 14 games
	66	Derek Toon	SO	6-3	278	Earned first career start at LG against VMI
C	53	Luke Hiteshew	SR	6-1	304	Started last 14 games; team's strongest lineman
	75	Eric O'Brien	SR	6-1	270	Earned playing time as a reserve this season
RG	63	Chris Sutton	RFR	6-2	267	Earned first career start against NSU
	57	Mike Schrift	RFR	6-2	286	Looking for first collegiate playing time
RT	56	C.J. Muse	JR	6-4	315	Started the last 16 games, but only second career start at tackle
	67	Kyle Allison	SO	6-2	300	Earned playing time as a reserve this season
QB	11	Jake Phillips	SR	6-3	209	Has thrown seven TD passes in the last two games
	16	R.J. Archer	JR	6-2	218	Has seen action as a reserve in all three games this season
RB	25	Courtland Marriner	SO	6-2	190	Saw first action of the season vs. NSU, totaling 4 yds on six carries
...OR	8	DeBrihan Holmes	SR	5-9	198	Saw first action of the season vs. NSU, totaling 7 yds on six carries
TB	23	Terrence Riggins	SO	6-1	234	Leads the team with 261 yards rushing (87.0 ypg)
	34	Jonathan Grimes	FR	5-10	206	Ranks second on the team with 198 yards rushing (66.0 ypg)

Defensive Depth Chart: Villanova Game

Pos.	No.	Name	Elg.	Ht.	Wt.	Notes
DE	97	Adrian Tracy	JR	6-4	244	Ranks second in the CAA with 3.0 sacks
	52	Marcus Hyde	RFR	6-3	223	Recorded three tackles against VMI
DT	93	Sean Lissemore	JR	6-4	274	Registered a half sack vs. NSU
	96	Daniel Pulley	JR	6-3	272	Has five total tackles this season
DT	99	Harold Robertson	RFR	6-0	290	Has six total tackles this season
	92	Mike Stover	SO	6-3	253	Totaled nine tackles with 1.0 TFL this season
DE	95	C.J. Herbert	JR	6-3	264	Recorded a TFL and a forced fumble vs. NSU
	40	Kyle O'Brien	SO	6-0	246	Honored as the W&M QB Club Special Teams POW vs. NSU
MLB	44	Josh Rutter	SR	6-3	222	Ranks second on team with 22 total tackles
	50	Todd Reyher	SR	6-0	218	Has six total tackles this season
WLB	5	Michael Pigram	SR	5-10	219	Tallied six total tackles vs. NSU
	21	Evan Francks	SO	5-11	212	Totaled three tackles and a TFL against NSU
SLB	32	Jake Trantin	RFR	6-1	232	Recorded six tackles (five solo) with a FF vs. NSU
	41	Sheldon Alexander	JR	6-1	205	Has one tackle this season
CB	24	Ben Cottingham	SO	5-9	163	Earned his first INT of the season vs. NSU
	42	Fred Johnson	JR	6-1	190	Totaled three PBU against NSU
SS	6	David Caldwell	JR	5-11	213	Leads the team with 22 total tackles
	22	David Houff	SR	6-1	199	Picked off his second pass of the season vs. NSU
FS	26	Michael Alvarado	SO	6-0	194	Has 11 total tackles this season
	17	Robert Livingston	JR	6-3	195	Tallied an INT in his first action of the season vs. NSU
CB	37	Derek Cox	SR	6-1	186	Returned and INT 34 yards against NSU
	3	B.W. Webb	FR	5-11	175	True freshman, who will challenge for playing time

Special Teams Depth Chart: Villanova Game

Pos.	No.	Name	Elg.	Ht.	Wt.	Notes
KR	6	David Caldwell	JR	5-11	213	Leads team with 138 return yards
	34	Jonathan Grimes	FR	5-10	206	Averaging 28.0 yards per return
PR	2	Elliott Mack	SR	6-0	195	Leads the team with 35 punt return yards
	37	Derek Cox	SR	6-1	186	Returned five punts for 16 yds
PK/KO	80	Brian Pate	JR	5-9	175	2-for-2 on FG extra this season, both longer than 40 yds
	87	David Miller	SO	6-0	180	Converted all five extra-point attempts vs. NSU
P	87	David Miller	SO	6-0	180	Averaging 40.4 yds per punt
	80	Brian Pate	JR	5-9	175	W&M's place-kicker
H	16	R.J. Archer	JR	6-2	218	Returns as team's starting place-holder
	7	Mike Callahan	SO	5-11	190	Reserve quarterback
LS	15	Chase Hill	SO	6-2	192	First year as starting long-snapper
	75	Eric O'Brien	SR	6-1	270	Reserve center
SS	56	C.J. Muse	JR	6-4	315	Handled short-snap duties last season
	57	Mike Schrift	RF	6-2	286	Reserve offensive lineman

Start Chart

Offense	2008	Streak	Career
Hiteshew (C)	3	14	23
Phillips (QB)	3	14	19
Mack (WR)	3	10	17
Archer (WR)	-	-	16
Muse (RT)	3	16	16
Grant (LG)	2	1	13
Dohse (WR)	1	-	10
Marriner (TB)	-	-	7
McAulay (WR)	3	3	7
Holmes (TB)	-	-	3
Varno (TE)	3	3	3
Marcey (LT)	3	3	3
Riggins (TB)	3	3	3
Hill Jr. (RT)	2	-	2
Hill (WR)	2	1	2
Toon (OL)	1	-	1
Sutton (RG)	1	1	1

Defense	2008	Streak	Career
Rutter (ILB)	3	14	28
Cox (CB)	3	14	26
Herbert (DT)	3	25	25
Tracy (DE)	3	25	25
Pigram (OLB)	3	3	22
Caldwell (SS)	3	15	15
Lissemore (DT)	3	7	13
Livingston (FS)	-	-	11
Houff (S)	-	-	4
Robertson (DT)	3	3	3
Trantin (OLB)	3	3	3
Cottingham (CB)	3	3	3
Alvarado (FS)	3	3	3
Alexander (S)	-	-	1
Stover (DT)	-	-	1

Longest Active Streaks

C.J. Herbert (DT)	25
Adrian Tracy (DE)	25
C.J. Muse (RT)	16
David Caldwell (SS)	15
Derek Cox (CB)	14
Luke Hiteshew (C)	14
Jake Phillips (QB)	14
Josh Rutter (ILB)	14
Elliott Mack (WR)	10
Sean Lissemore (DT)	7

Most Career Starts (Active)

Josh Rutter (ILB)	28
Derek Cox (CB)	26
C.J. Herbert (DT)	25
Adrian Tracy (DE)	25
Luke Hiteshew (C)	23
Michael Pigram (OLB)	22
Jake Phillips (QB)	19
Mack (WR)	17



This Week's Opponent

Villanova Offensive Depth Chart

QB	5	Antwon Young	JR	6-4	215
...OR	17	Chris Witney	SO	6-2	225
RB	25	Aaron Ball	SO	5-9	200
	22	Angelo Babbaro	SO	5-9	190
WR	4	Matt Szczur	SO	5-11	195
	87	Norman White	FR	6-4	200
WR	3	Brandyn Harvey	JR	6-3	195
	80	Ramin Mobasser	JR	6-0	200
WR	11	Phil Atkinson	SR	5-11	185
	20	Mikey Reynolds	FR	5-7	165
TE	89	Steve Pimm	SR	6-4	245
	85	Eric Predatsch	JR	6-5	240
OT	71	Ben Ijalana	FR	6-4	325
	79	Chidozie Ekweozor	FR	6-5	280
OT	75	Izzy Bauta	SR	6-4	300
	77	Travis Poston	FR	6-6	310
C	61	Michael Sheridan	SR	6-2	310
	65	Gene Oakley	SO	6-3	285
OG	67	Brant Clouser	SO	6-3	290
	76	Ryan Bennett	RFR	6-5	275
OG	60	Brian Brannigan	JR	6-3	285
	70	Jonathan Bugli	JR	6-5	285

Villanova Defensive Depth Chart

DE	96	David Dalessandro	JR	6-3	265
	56	Tim Kukucka	JR	6-3	250
NG	94	Phil Matusz	JR	6-3	280
	55	Thomas Weaver	SO	6-1	300
DE	52	Greg Miller	SR	6-3	250
	81	Damian Kelley	JR	6-4	245
LB	91	Osayi Osunde	JR	6-1	235
	42	Jacob Wad	JR	6-0	225
LB	9	Marquis Kirkland	SO	5-11	250
	18	Anthony Johnson	SO	5-10	215
LB	54	Terence Thomas	SO	6-0	220
	40	Delano Ferguson	FR	6-1	225
CB	28	Salim Koroma	SR	5-6	150
	6	Justin Murrell	JR	5-9	190
CB	39	Fred Maldonado	SO	5-11	185
	1	James Pitts	FR	6-1	180
FS	14	Ross Ventrone	JR	5-9	185
	21	John Dempsey	SO	6-0	205
WS	21	John Dempsey	SO	6-0	205
	13	Martel Moody	SO	6-0	180
SS	2	Darrel Young	SR	5-11	245
	15	Dominic Scamecchia	RFR	5-10	185

Villanova Special Teams Depth Chart

K	31	Joe Marcoux	SR	6-4	210
	83	Zach Ugarte	JR	5-11	195
P	83	Zach Ugarte	JR	5-11	195
	31	Joe Marcoux	SR	6-4	210
H	16	Marlon Calbi	FR	5-11	180
	4	Matt Szczur	FR	5-11	195
LS	48	Will Thompson	JR	6-1	220
	47	Sean Morrissey	JR	6-2	205
KR	22	Angelo Babbaro	SO	5-9	190
	4	Matt Szczur	SO	5-11	195
PR	3	Brandyn Harvey	JR	6-3	195
	4	Matt Szczur	SO	5-11	195

Tale of the Tape

Tribe vs. Wildcats

Pos.	W&M	VU	Pos.
WR & TE	6-1/198	5-10/194	DB
OF Backs	6-2/211	6-0/235	LB
OL & TE	6-4/285	6-3/265	DL
DL	6-3/268	6-3/293	OL/TE
LB	6-1/224	6-1/208	OF Backs
DB	5-11/189	6-1/205	WR/TE

*Averages reflect those of starters only.

All-Time Series With Villanova

Series Record: W&M leads, 14-10-1

Series Record in Williamsburg: W&M leads, 10-2-1

Series Record in Villanova: VU leads, 8-4

Series Record at Neutral Sites: n/a

First Meeting: Oct. 8, 1966; W&M won, 34-4, in Williamsburg

Last 10 All-Time Series Meetings

Year	Date	Result	VU Score	W&M Score	Location
1997	Oct. 25	L	20	13	Williamsburg
1998	Sept. 26	L	45	28	Villanova, Pa.
1999	Oct. 9	W	10	45	Williamsburg
2000	Nov. 11	W	41	48	Villanova, Pa.
2001	Nov. 24	W	44	47	Williamsburg
2002	Nov. 2	L	41	20	Villanova, Pa.
2004	Nov. 6	W	29	37	Williamsburg
2005	Oct. 29	L	35	21	Villanova, Pa.
2006	Oct. 28	L	35	31	Williamsburg
2007	Oct. 6	L	63	24	Villanova, Pa.

Villanova Series Notes

A Win vs. Villanova Would ...

- Give the Tribe its first three-game winning streak since 2005
- Mark the first time W&M has opened a season with a 3-1 record since 2004
- Improve the Tribe's home record to 3-0
- Improve the College's all-time mark vs. Villanova to 15-10-1
- Give the Tribe a victory in its conference opener for the first time since 2004, when W&M defeated 10th-ranked New Hampshire, 9-7, on the road en route to earning the conference championship
- Be the Tribe's first win against a ranked opponent since defeating No. 21 Towson, 29-28, on Nov. 4, 2006
- Snap the Wildcats' three-game winning streak in the series; W&M's last win the series was a 37-29 victory in 2004
- Be head coach Jimmye Laycock's 185th career win, and his 72nd in conference play

Veteran Leadership

When W&M and Villanova meet Saturday, the league's two most successful coaches, in terms of conference wins, will face one another. Villanova's Andy Tally is the league's active leader with 94 conference wins (who started conference play in 1985). W&M's Jimmye Laycock is second among active coaches, and fourth all-time on the list, with 71 career league wins since entering the league in 1993. The next closest active coach on the list is Maine's Jack Cosgrove (54).

The Last Meeting

VILLANOVA, Pa. (10/6/07) -- Villanova quarterback Antwon Young passed for four touchdowns and rushed for another in a 63-24 victory over William and Mary at Villanova Stadium.

Young completed 20 of 26 attempts for 216 yards and rushed for 38 yards on five attempts, and Villanova won its third straight in the series. The Wildcats' 63-point total was the highest against the Tribe in a league game.

W&M put itself in a big hole early, losing two fumbles on kickoff returns, both of which led to short Villanova touchdown drives. The Wildcats, which scored on its first five possessions, led 28-7 with 4:06 remaining in the opening quarter, before the Tribe offense took the field for the second time.

Jake Phillips passed for 291 yards and two touchdowns and also rushed for a score. Cameron Dohse recorded career-highs with six receptions and 117 yards and scored on a 24-yard pass from Phillips. Elliott Mack also went over the 100-yard receiving mark with 105 yards on three catches. Eric Robertson and Marshall Dill also set career marks for receptions with five and three, respectively.

Courtland Marriner rushed for 81 yards on 16 attempts, and Brian Pate connected on a 41-yard field goal attempt.

	1	2	3	4	Final
William and Mary	14	3	7	0	24
Villanova	28	7	21	7	63



Cameron Dohse recorded six receptions for 117 yards and a touchdown in last season's contest at Villanova.



Team Notes

Crowded

By attracting 10,152 fans two weeks ago against Norfolk State, the College has now placed five-digit crowds in six of its last seven home games (the lone exception was the 9,400 the team drew for its contest with Liberty last season).

With this Saturday being the Tribe's conference opener, and the College's Family Weekend, another five-figure crowd is expected.

The College ended the 2007 season averaging, 10,699 fans per contest, which was the highest figure for the program since the 1997 season (when the College readjusted its capacity figure for Zable from 15,000 to 13,279 – then reduced further to its current 12,259). It was the second consecutive year the squad had re-set the record under the new configuration.

Opening the CAA Season

The fourth game of the 2008 season begins the Tribe's conference play. The last time William & Mary opened the CAA slate with a victory was during the 2004 season when they defeated a then 10th-ranked New Hampshire squad, 9-7, in the second game of the season.

On the subject of conference openers, the College has averaged nearly nine wins (8.8) over the six seasons it has started the conference slate with a victory. W&M has never failed to win less than seven games in a season in which it started conference play with a victory. All four NCAA playoff appearances since 1993 have come in seasons that have started with a victory in conference play.

Conversely, in the nine seasons W&M has lost its conference opener, the Tribe has averaged fewer than six wins (5.2) and has never won more than a total of seven games in any of those seasons.

Playing At Home and Early

Saturday's contest with Villanova will be the Tribe's third-consecutive home game. While one only has to go back to the 2006 season to find the last time W&M played three-straight at home in September, it still remains a fairly rare occurrence, as before the 2006 season, the last time the Tribe had entertained three opponents in consecutive weeks in September was the 1993 season.

Cooking at Home

The last time the Tribe hosted, and won, three-consecutive games was during the 1990 season. That year saw the College defeat Bucknell, Lehigh and Furman in Williamsburg on consecutive weeks, en-route to finishing the year with a 10-3 mark and earning a postseason berth.

Did You Know?

The last time the College won three-straight games during a regular season came during the 2005 campaign, which saw the Tribe rip off four-straight victories against Liberty, No. 1 New Hampshire, at Northeastern and Towson (over the season's fourth through seventh games).

The Last Time...

William & Mary played on October 4th was during the 2003 season. The Tribe fell at Delaware, 41-27.

One Tough Conference

Much has been made of the current strength of the CAA Football Conference, as the league has consistently put no less than five teams in the national Top 25 throughout the season's opening month. One more way of measuring the league's strength is a glance at the national rankings in strength of schedule (as posted on the NCAA's official statistical home at NCAA.com). In its current rankings (which is based upon a team's future opponent's win/loss record), the league has five teams ranked in the national top 11, with the College holding down the No. 10 position (as its combined future opponents have a winning percentage of .543 – or 19 wins vs. 16 losses).

Saturday's contest with Villanova marks the first of eight-straight weeks in conference play for the Tribe.

Tribe Talk

New for Tribe fans this season is the online streaming broadcast of W&M Football Head Coach Jimmy Laycock's weekly radio show, sponsored by Prudential McCardle Realty and Chesapeake Bank. The broadcast is aired locally on Williamsburg WBACH 107.9 FM on Thursdays at 12:30 p.m. The online broadcast can be heard by visiting TribeAthletics.com and clicking on the Coach's Show link. Fans in the area are encouraged to attend, as the event takes place on the spacious back porch at The Backfin Restaurant. The Backfin is located on 3701 Strawberry Plains Rd, Williamsburg, VA (757-565-5430).

Statistical Breakdown

	W&M	VU
SCORING	118	100
<i>Points per Game</i>	39.3	25.0
FIRST DOWNS	63	91
<i>Rushing</i>	31	46
<i>Passing</i>	26	42
<i>Penalty</i>	6	3
RUSHING YARDAGE	646	685
<i>Yards Gained</i>	740	854
<i>Yards Lost</i>	94	169
<i>Rushing Attempts</i>	107	178
<i>Average per Rush</i>	6.0	3.8
<i>Average per Game</i>	215.3	171.2
<i>Rushing Touchdowns</i>	5	8
PASSING YARDAGE	564	855
<i>Att-Comp-Int</i>	83-46-6	122-73-8
<i>Average per Pass</i>	6.8	7.0
<i>Average per Catch</i>	12.3	11.7
<i>Average per Game</i>	188.0	213.8
<i>Passing Touchdowns</i>	9	2
TOTAL OFFENSE	1210	1540
<i>Total Plays</i>	190	300
<i>Average per Play</i>	6.4	5.1
<i>Average per Game</i>	403.3	385.0

Tribe Quick Facts

Location: Williamsburg, Va.
 Founded: 1693
 Enrollment: 5,500
 Colors: Green, Gold and Silver
 Interim President: W. Taylor Reveley, III
 Chancellor: Sandra Day O'Connor
 Athletics Director: Terry Driscoll
 Stadium: Walter J. Zable Stadium at Cary Field
 Capacity: 12,259
 Surface: FieldTurf Pro
 NCAA Affiliation: Division I FCS
 Conference: CAA Football Conference (Southern Division)
 2006 Record: 4-7 (2-6, Fifth)
 Ticket Information: (757) 221-3340
 Website: www.TribeAthletics.com

Villanova Quick Facts

Location: Villanova, Pa.
 Founded: 1842
 Enrollment: 6,240
 Colors: Blue and White
 President: Rev. Peter M. Donohue, O.S.A.
 Athletics Director: Vince Nicastro
 Stadium: Villanova Stadium
 Capacity: 12,000
 Surface: Astroplay (Artificial Grass)
 NCAA Affiliation: Division I FCS
 Conference: Colonial Athletic Association Football (CAA)
 2007 Record: 7-4 (5-3, CAA)
 Website: www.villanova.com
 SID: Dean Kenefick
 Office Phone: (610) 519-4120
 Email: dean.kenefick@villanova.edu



Game Notes

The Tribe in 2008

Overall:	2-1
At home:	2 - 0
Away:	0 - 1
On grass:	0 - 1
On turf:	2 - 0
At night:	2 - 1

CAA Football overall:	0 - 0
CAA Football home:	0 - 0
CAA Football road:	0 - 0

By Month:	
August:	0 - 0
September:	2 - 1
October:	0 - 0
November:	0 - 0

When scoring first	2 - 0
When opponent scores first	0 - 1
When leading at half	2 - 0
When trailing at half	0 - 1
When tied at half	0 - 0
When leading after 3 qtrs	2 - 0
When trailing after 3 qtrs	0 - 1
When tied after 3 qtrs	0 - 0
When out-passing opponent	2 - 0
When out-rushing opponent	2 - 1
When out-gaining opp. (total off.)	2 - 0
When out-gained by opp.	0 - 1
When leading TOP	0 - 0
When trailing TOP	2 - 1
With an individual 100-yd rusher	1 - 0
With an individual 200-yd passer	1 - 0
With opponent 100-yd rusher	1 - 0
With opponent 200-yd passer	0 - 1
When leading turnover ratio	1 - 0
When trailing turnover ratio	1 - 1

Scouting 2008 Opponents This Week

N.C. STATE (2-3), vs. Boston College, Noon
Last Week: L, vs. South Florida, 41-10
VMI (2-2), vs. Richmond, 1:30 p.m.
Last Week: L, at Ohio, 51-31
NORFOLK STATE (2-2), BYE
Last Week: L, at Bethune-Cookman, 33-17
VILLANOVA (3-1, 1-0), at William and Mary, 1 p.m.
Last Week: W, vs. Richmond, 26-20
NEW HAMPSHIRE (4-0, 1-0), BYE
Last Week: W, at Dartmouth, 42-6
DELAWARE (2-2, 0-0), at UMass, 3:30 p.m.
Last Week: W, vs. Albany, 38-7
RHODE ISLAND (1-4, 0-2), vs. Brown, 1 p.m.
Last Week: L, at Boston College, 40-0
TOWSON (2-3, 0-1), vs. Northeastern, Noon
Last Week: W, vs. Columbia, 31-24
NORTHEASTERN (1-3, 0-0), at Towson, Noon
Last Week: W, vs. UC Davis, 27-10
JAMES MADISON (4-1, 2-0), vs. Hofstra, 1:30 p.m.
Last Week: W, at Maine, 24-10
RICHMOND (3-2, 2-1), at VMI, 1:30 p.m.
Last Week: L, at Villanova, 26-20

Offensive Notes

Scoring the CAA

Coming into the weekend's action, the College features the league's highest scoring offense, as the Tribe is averaging 39.3 points per game.

Through three games the Green & Gold have amassed 118 points on 16 touchdowns and two field goals. One factor that has contributed to this scoring spree has been the team's effectiveness in the red zone. On seven total ventures inside the opposition's 20-yard line, the College has cashed in touchdowns six times, including the last six-straight. The only time the Tribe has failed to score on a red zone opportunity came on the season's very first chance (and, by coincidence, the year's first possession) as it fumbled from the NC State 20-yard line in the season opener in Raleigh.

Chart Climbing

Phillips enters Saturday's action against Villanova with a career total of 5,643 passing yards, the seventh-highest mark in school history. He is now only 62 yards shy of Shawn Knight's sixth-place career total of 5,705 yards (1991-94).

With four touchdown passes two weeks ago, Phillips moved up one spot to sixth on the all-time chart with 44 touchdown passes for his career. He now sits just three TD connections away from passing Tribe great Shawn Knight (1991-94) into the school's fifth position. In terms of total offense, his 6,157 career yards ranks him seventh in school history. He needs 252 total yards to move into the No. 6 position (past Knight's total of 6,408 yards).

After his performances through the first three games, Phillips has moved up the record board and now ranks sixth on the school's all-time pass completions (425) and seventh in passing attempts (743).

(See Phillips' progress on the career chart listings on page 9)

Paydirt

Two weeks ago, Jake Phillips threw for four touchdowns against Norfolk State. The last time Phillips threw for four TDs in a single game came during his redshirt freshman season (2005) when he tossed four scoring strikes in just over a quarter's worth of action in the team's thrilling 44-41 double overtime win at Northeastern.

Phillips's eight touchdown passes in just three games ranks him first in the CAA and ties him for 6th nationally for touchdown passes per game (2.7 per game). Overall, his eight TD passes ties him for fourth in the league.

Did You Know?

Jake Phillips currently leads the league, and is ranked seventh nationally, in points responsible for per game, with an average of 18.00. He has thrown for eight touchdowns and rushed for one more through three games of action.

Last season Phillips ended the year with 24 total touchdowns (19 passing/five rushing) and his average of 13.09 points responsible for a contest ranked 20th nationally. For his career, he has now produced 59 total scores (44 passing, 15 rushing) in 31 appearances (or an average of nearly two touchdowns per appearance – 1.9, or 11.4 points a contest, to be specific).

A Quartet of Backs

The Tribe tailback tandem of senior DeBrian Holmes and sophomore Courtland Marriner saw their first action of the 2008 season two weeks ago against Norfolk State. Their return to action makes for a very crowded backfield, as they will join sophomore Terrence Riggins and freshman Jonathan Grimes in what has been an extremely productive ground attack through three games, as the team has averaged 215.33 rushing yards a game.

Holmes comes into the season as the squad's most experienced back, as he has rushed for a team-high 727 career yards, while Marriner was the team's leading rusher a season ago (518 yards on 115 attempts).

Big Rig

Sophomore tailback Terrence Riggins had 30 yards on just four first-half attempts in his last action against Norfolk State before being forced from the game with an injury. With his last complete game of work being a 180-yards effort against VMI three weeks ago on just 15 attempts (an average of 12 yards a tote), the 6-1, 234 lb Newport News, Va. native has made a strong move towards being the one of the league's featured ball carriers.

Riggins has been lighting up opponents on the ground, averaging 8.4 yards per carry during the 2008 season (running for 261 yards on 31 attempts) and his per game average of 87.0 yards ranks fifth in the Colonial Athletics Association.

Riggins' career night against the Keydets, featured a career-long run of 53 yards on first play of second half, which led directly to the team's first TD of the new stanza. He also had a 39-yard scamper in the first quarter and finished the first half with 108 yards on just nine carries. Riggins only touched ball six more times over final 30 minutes. The 180 rushing yards is the 10th-best single game total in school history. The last time a Tribe back rushed for more yards came in 2002 (Jon Smith vs. UNH – 198 yards).

Fantastic Frosh

True freshman tailback has maximized the opportunities created by injuries in the Tribe's backfield. As the primary reserve at the position, Grimes has played with maturity that goes beyond his years, as he is currently averaging 9.0 yards per attempt on the season and is second on the squad with 198 rushing yards. His three rushing TDs lead the team and he also has contributed eight catches for an additional 40 yards and a score.

Maybe even more impressive than his statistical production has been his work during pass protection, as he has shown a high football IQ in the role.



Two weeks ago in the team's win over Norfolk State, Grimes' crossed the goal line for the third time this season as he racked up 71 yards just nine carries. Grimes' two-touchdown performance was his second-straight week he has scored a pair of touchdowns. Including in his outing vs. the Spartans was a 38-yard scoring run, which stands as his career-long rush.

Jonathan Grimes joins his current backfield mate, Terrence Riggins as the only true freshman tailback to carry the ball for the Tribe since the 1992 season, when Derek Fitzgerald was the team's leading rusher with 865 yards on 175 attempts. Grimes' 97 rushing yards against VMI are the most for a Tribe freshman since Fitzgerald ran for 137 vs. Richmond in the last game of the 1992 season. [Editor's note: Former Tribe All-America WR Dominique Thompson recorded a single carry during his true freshman season on a reverse versus Delaware.]

Did You Know?

Grimes' 38-yard scoring scamper vs. Norfolk State was the longest rushing touchdown for the College from scrimmage since then junior fullback Nick Rogers burst for a 38-yard score vs. James Madison in 2002. That same year also saw the last scoring run longer than 38-yards, which came courtesy of then redshirt freshman tailback Steven Hargrove, who scooted 50-yards to paydirt in the team's 62-31 win over VMI.

Did You Know?

The College has not had a back average over 100 yards a contest since Alvin Porch average 119.6 yards a game in 1998. That season, Porch rushed for 1,316 yards, the school's record for an 11 game season (Robert Green rushed for the single-season record of 1,408 in 13 games during the 1990 season).

No Tribe back has led the league in rushing since the College's joined its current conference affiliation in 1993.

D.J. McAulay

After missing all but one game last year after suffering a season-ending injury in the 2007 season opener vs. Delaware, McAulay and his big-play ability are making a welcomed return to the Tribe attack in 2008.

McAulay is the Tribe's leading receiver with 222 yards on 11 receptions while racking up five touchdowns in only three games. He has averaged a solid 20.2 yards a reception and his five scoring plays have all been from over 22 yards. He currently is second in the CAA in scoring average and fourth in receiving yards.

Mack-Daddy

Some of McAulay's early season success can be attributed to the presence of fellow wideout, returning all-conference performer senior Elliott Mack. While Mack was uncharacteristically shut in the season opener at NC State (having a 40-plus yard catch called back), he got back into the swing of the offense vs. VMI, making a team-high tying four catches for 42 yards. Included in his evening's work was a nifty 11-yard catch and run for his first TD of the season. Against Norfolk State, Mack continued his handiwork, hauling in four catches for a total of 63 yards and one touchdown.

Mack, a team-quad captain, and his big-play potential are crucial to the team's success in '08, as he is the leading returning receiver from a season ago (46 catches for 849 yards and five TDs). He also brings 1,550 career receiving yards to the field for the College (on 90 receptions).

Hill Returns

Sophomore Chase Hill returned to the Tribe's starting lineup after missing the VMI contest with a concussion suffered at North Carolina State. Hill, who is valuable as the team's third receiver, continued his production, as he recorded three catches vs. the Spartans for 22 yards. In his first career start, vs. NC State, Hill grabbed four spirals for 45 yards.

Protection

William & Mary's offensive line has held strong, allowing for the Tribe's powerful offense to score an average of 39.3 points per game, ranking it first in the CAA in scoring offense. Two weeks ago against Norfolk State, the unit powered the Tribe 337 total offensive yards, including over 200 yards of passing.

Perhaps, what made the effort even more impressive is the fact that the unit has been juggled around in the young season, as regular starter senior guard Michael Grant was forced from the line up with a foot injury for the game against VMI. In his place was a very new face in sophomore Derek Toon. How new was he? So new that for the majority of the fall camp, Toon was lined up opposite of fellow starters Jake Marcey, Luke Hiteshaw, C.J. Muse, and Keith Hill, Jr. as a defensive tackle. Just under a month ago, Toon made the switch from defensive tackle to offensive guard and was making his first career start against VMI.

In the last outing, the Tribe offensive line welcomed back Grant to his familiar place on the line, but were forced to play without Toon and Keith Hill, who were both nursing injured shoulders.

Enter redshirt freshman guard Chris Sutton, who became the seventh player to make a start on the Tribe's front five, as he saw action at right guard. The juggling didn't end there, as junior C.J. Muse moved from his normal right guard position to make his first career start at right tackle for the College.

30 Is A Magic Number

Since taking over the program in 1980, Laycock has coached a total of seven teams that have averaged 30, or more, points per game. Five of those seven teams participated in postseason play. The average number of victories among the seven teams is 8.6.

For the record, previous to Laycock's tenure on campus, the only other team in Tribe history that averaged better than 30 points per game was the 1946 squad, which produced 34.7 points a game. The following is a complete listing of all the teams in

CAA FOOTBALL CONFERENCE

2008 CAA Football Standings

South	CAA	Overall	H	A
James Madison	2-0	4-1	3-0	1-1
Villanova	1-0	3-1	2-0	1-1
Richmond	2-1	3-2	2-0	1-2
William and Mary	0-0	2-1	2-0	0-1
Delaware	0-0	2-2	2-0	0-2
Towson	0-1	2-3	2-0	0-3

North	CAA	Overall	H	A
New Hampshire	1-0	4-0	1-0	3-0
Hofstra	1-0	2-2	1-1	1-1
Northeastern	0-0	1-3	1-0	0-3
Massachusetts	0-1	2-2	1-0	1-2
Maine	0-2	2-3	1-1	1-2
Rhode Island	0-2	1-4	1-1	0-3

Around CAA Football This Week


Saturday, Oct. 4	Time/TV
Northeastern at Towson	Noon/CSN, CSS
Brown at Rhode Island	1 p.m./NESN
Villanova at William and Mary	1 p.m.
Richmond at VMI	1:30 p.m.
Hofstra at James Madison	1:30 p.m.
Delaware at UMass	3:30 p.m./CN8, CSS

Last Week's CAA Football Results

Hofstra 43, Stony Brook 3
 Northeastern 27, UC Davis 10
 Dartmouth 6, New Hampshire 42
 Boston College 42, Rhode Island 0
 Villanova 26, Richmond 20
 Towson 31, Columbia 24
 Delaware 38, Albany 7
 Maine 10, James Madison 24

Last Week's CAA Football Players of the Week

Offense: Aaron Ball, Villanova, RB
 Defense: Nate Thellen, Northeastern, DB
 Special Teams: Joe Marcoux, Villanova, PK
 Rookie: Brock Jared Turcotte, Maine, RB





Game Notes

National Rankings

CAA Football in the National Polls

Sports Network (Sept. 29)	FCS Coaches (Sept. 29)
James Madison (1)	James Madison (1)
New Hampshire (5)	New Hampshire (5)
Richmond (6)	Richmond (7)
Villanova (14)	Massachusetts (12)
Delaware (16)	Delaware (14)
Massachusetts (18)	Villanova (16)

Sports Network FCS Top 25 - Sept. 29 Poll

Team (First Place Votes)	Record	Last Week
1. James Madison (87)	4-1	2
2. Appalachian State	2-2	3
3. Montana (16)	4-0	4
4. McNeese State (1)	2-1	6
5. New Hampshire (3)	4-0	7
6. Richmond	3-2	1
7. Elon	4-1	8
8. Cal Poly	2-1	9
9. Wofford	3-1	14
10. Northern Iowa	2-2	5
11. Eastern Washington	2-2	11
12. The Citadel	3-1	13
13. Southern Illinois	2-1	15
14. Villanova	3-1	19
15. Furman (1)	4-1	16
16. Delaware	2-2	17
17. North Dakota State	2-2	10
18. Massachusetts	2-2	18
19. Central Arkansas	4-1	12
20. Liberty	4-0	25
21. Western Illinois	2-2	22
22. Jacksonville State	3-1	NR
23. South Dakota State	3-2	20
24. Northern Arizona	3-1	NR
25. Brown	2-0	NR

FCS Coaches Top 25 - Sept. 29 Poll

Team (First Place Votes)	Record	Last Week
1. James Madison (23)	4-1	1
2. Montana (4)	4-0	3
3. Appalachian State	2-2	4
4. McNeese State	2-1	6
5. New Hampshire	4-0	8
6. North Dakota State	2-2	7
7. Richmond	3-2	2
8. Cal Poly	2-1	9
9. Wofford	3-1	11
10. Northern Iowa	2-2	5
11. Southern Illinois	2-1	13
12. Massachusetts	2-2	10
13. Eastern Washington	2-2	16
14. Delaware	2-2	12
15. Elon	4-1	14
16. Villanova	3-1	19
17. Furman	4-1	18
18. South Dakota State	3-2	18
19. Central Arkansas	4-1	15
20. The Citadel	3-1	24
21. Liberty	4-0	NR
22. Western Illinois	2-2	21
23. Jacksonville State	3-1	NR
24. Northern Arizona	3-1	NR
25. Eastern Illinois	2-3	20

school history to average better than 30 points per game:

Rank Team Scoring Avg. Final Record

- 1993 36.8 9-3
- 1990 35.9 10-3
- 2004 34.7 11-3
- 1946 34.7 8-2
- 1991 31.8 5-6
- 1998 31.5 7-4
- 1996 30.3 10-3
- 2001 30.2 8-4

Fresh Faces

Tighe end Alex Gottlieb, a 6-3, 230-pound native of Delray Beach, Fla., joined Grimes as the second member of the Tribe's 2008 recruiting class to see action as a true freshman as he saw his first game action against VMI. Gottlieb rotated in on several series and has the potential to be an effective weapon on both the ground and passing attacks.

With sophomore cornerback Terrell Wells out with a dislocated elbow (suffered against NSU), B.W. Webb (Newport News, Va.) is likely to become the third member of the class to see playing time.

Defensive Notes

Tracy Garners CAA Defensive Player of the Week Honors

After an outstanding performance in William and Mary's 42-12 victory against Norfolk State, junior defensive end Adrian Tracy was selected as the Colonial Athletic Association Defensive Player of the Week (for the week ending Sept. 20).

A force on the defensive line, Tracy registered a team-high six tackles versus the Spartans. Additionally, he tallied four tackles for a loss, 1.5 sacks and a blocked field goal, which was returned 66 yards for a touchdown by junior safety David Caldwell.

With the impressive effort against NSU, Tracy was tied for the league lead with 3.0 sacks and ranked second in the conference with 5.5 tackles for a loss. Additionally, the Sterling, Va., native ranked fourth in the CAA in tackles per game (6.0) among defensive linemen.

Following the performance, Tracy also ranked seventh nationally with 1.0 sacks per game and was 21st in the country with 1.83 tackles for a loss per game.

Forcing Turnovers

The Tribe defensive unit came up big in the win against Norfolk State, as it forced the Spartans into five turnovers (four interceptions/one fumble recovery). Sophomore cornerback Ben Cottingham accounted for the fumble recovery and one interception, while senior Derek Cox, senior David Houff and junior Robert Livingston all picked off passes.

With the interceptions, Cox and Houff both increased their season total to two, as both DBs picked off passes in the season opener at N.C. State.

After missing the first two contests due to an injury, Livingston wasted little time making an impact as his interception came in his first action of the season.

A Special Play

Perhaps the biggest play in the win against VMI came on special teams during the final minute of the first half when junior Adrian Tracy blocked NSU's 50-yard field goal attempt and junior David Caldwell returned it 66 yards for a touchdown, putting W&M ahead, 21-3.

Prior to the big play against NSU, the Tribe's last special teams touchdown off a block came during the 1996 season when Sean McDermott (now the defensive backs coach for the Philadelphia Eagles) returned a blocked punt 12 yards for a touchdown at Rhode Island.

Big Returns for Cox

In addition to recording a pair of interceptions this season, senior all-conference cornerback Derek Cox has returned the picks for an average of 39.5 yards. Cox returned an interception 45 yards for a touchdown at N.C. State, while he returned his pick against Norfolk State 34 yards.

Stopping Branche

Although Norfolk State's top running back, DeAngelo Branche, entered the contest against W&M ranked 19th nationally with 106.33 yards rushing per game, the Tribe defensive unit limited him to just 30 yards on 12 carries (2.5 yards per carry). In the preceding week, Branche piled up 180 yards on the ground versus North Carolina A&T.

W&M's effort against Branche marked the second time this season that the Tribe defense had shut down an opponent's leading rusher, as N.C. State's Andre Brown totaled just 43 yards on 17 carries (2.5 yards per carry). Brown ranked 11th on NCSU's all-time list for rushing yards and was coming off a 101-yard effort in the previous contest against South Carolina.



First Half Defense

The Tribe defensive unit has allowed a total of just six points during the first halves of the last two contests, surrendering a field goal to VMI in the second quarter and a field goal to Norfolk State in the first quarter.

Special Teams Impact

Sophomore Kyle O'Brien made a significant impact on special teams in the win against Norfolk State, registering four total tackles on kickoff coverage. For his effort, O'Brien was selected as the W&M Quarterback Club Special Teams Player of the Week.

Much Improved

With the return of nine starters from last year's defensive unit, the Tribe entered the 2008 season looking to improve upon its performance from a season ago when it allowed nearly 400 yards of total offense per game (225.7 rushing/167.5 passing). Through its first three games, W&M has dramatically improved upon those numbers, allowing just 277 yards per game (150.3 rushing/126.7 passing). The total defense stat leads the conference and ranks 11th in the nation.

W&M was particularly impressive against the run in the season opener against N.C. State when it held the Wolfpack to just 67 rushing yards on 30 carries (2.2 yards per carry). Conversely, the Tribe defense was very effective against the passing attacks of VMI and Norfolk State, allowing just 25 yards and 97 yards, respectively.

With the efforts versus the Keydets and the Spartans, the College enters this weekend ranked sixth nationally in pass defense and fourth in the country in pass efficiency defense.

On the Ball

After forcing just six fumbles all of last season, the Tribe has already caused four thus far this year. W&M caused, and recovered, a pair fumbles in the victory against VMI, while it caused two fumbles with one recovery in the win versus Norfolk State.

Getting Into the Backfield

The Tribe defensive unit has been effective stopping the opposition behind the line of scrimmage this season, totaling 22 tackles for a loss for 92 yards. The average of 7.3 TFL for 30.7 yards per game marks a significant improvement from last year's team that averaged 4.5 TFL for 16.2 yards per game.

The Sticks are Staying Put

The Tribe's defense has been effective in limiting the opposition's first downs through the first three games, allowing just 11.7 per contest. The stat marks significant improvement from last season's team that surrendered 22.3 first downs per contest through the first three games and averaged 21.9 during the entire season.

In its season opener at N.C. State, W&M held the Wolfpack without a first down on its first eight possessions. NCSU's initial first down of the contest didn't come until its final possession of the first half, while the Wolfpack managed just 11 first downs during the entire game. The total was lowest allowed by the Tribe since surrendering just seven first downs against Liberty on Sept. 24, 2005.

W&M has allowed just five first downs in each of the second half of its last two contests.

Early Stops

While the first quarter proved to be the Tribe's worst quarter defensively last season (allowing 12.5 points per game), W&M's defensive unit has been very impressive during the initial 15 minutes of action in its first three games. The College did not allow a first down and limited NCSU to just 29 total yards in the season opener, while it held VMI and Norfolk State to just 55 yards and 59 yards, respectively.

W&M's best quarter defensively last season was the third, as it allowed an average of 6.5 points per game in the first 15 minutes following halftime.

Why to Watch Third Downs

Third down stops played a key role in W&M's four triumphs last season, as the Tribe limited its opponents to a 30.2 percent conversion percentage. Conversely, in the College's seven losses, opponents registered a 49.4 percent success rate on third downs (49-for-99).

Thus far this season, W&M has allowed just 12 conversions on 50 opportunities. W&M's best efforts have come against N.C. State (2-of-16) and Norfolk State (3-of-18).

Sacking the Opposition

The Tribe's sack total is up significantly this season, recording seven sacks for a loss of 53 yards. The '07 defensive unit totaled 10 sacks for a loss of 60 yards all of last season.

Nearly Unbeatable When Holding the Opposition to Less Than 21 Points

During the last seven seasons, W&M has been nearly unbeatable when limiting the opposition to 21 points or less, posting a 27-1 record. The lone loss during the span came against Hofstra during the 2006 season when the Pride defeated W&M, 16-14, in Williamsburg on Sept. 30.

During the last 10 seasons, the Tribe owns a 39-2 record when holding the opposition to 21 points or less.

Tribe Record Watch (Through 2007 Season)

Passing Yards

1. Dave Corley, Jr., 1999-02	9805
2. Stan Yagiello, 1981-85	8249
3. Mike Cook, 1995-98	7295
4. Chris Hake, 1988-91	7025
5. Lang Campbell, 2001-2004	6494
6. Shawn Knight, 1991-94	5705
7. Jake Phillips, 2005-	5643
8. Chris Garrity, 1979-81	4536
9. Tom Rozantz, 1975-78	4019
10. Dan Darragh, 1965-67	3361

Total Offense

1. Dave Corley, Jr., 1999-02	10948
2. Stan Yagiello, 1981-85	8168
3. Mike Cook, 1995-98	7245
4. Lang Campbell, 2001-2004	7149
5. Chris Hake, 1988-91	7058
6. Shawn Knight, 1991-94	6408
7. Jake Phillips, 2005	6157
8. Tom Rozantz, 1975-78	5385
9. Bill Deery, 1972-74	4589
10. Chris Garrity, 1979-81	4320

Pass Attempts

1. Stan Yagiello, 1981-85	1246
2. Dave Corley, Jr., 1999-02	1168
3. Chris Garrity, 1979-81	913
4. Mike Cook, 1995-98	872
5. Chris Hake, 1988-91	869
6. Lang Campbell, 2001-2004	763
7. Jake Phillips, 2005-	743
8. Tom Rozantz, 1975-78	696
9. Shawn Knight, 1991-94	580
10. Dan Darragh, 1965-67	535

Pass Completions

1. Stan Yagiello, 1981-85	737
2. Dave Corley, Jr., 1999-02	676
3. Mike Cook, 1995-98	540
4. Chris Hake, 1988-91	523
5. Lang Campbell, 2001-2004	495
6. Jake Phillips, 2005-	425
7. Chris Garrity, 1979-81	407
8. Shawn Knight, 1991-94	380
9. Tom Rozantz, 1975-78	315
10. Dave Murphy, 1980-83	288

Touchdown Passes

1. Dave Corley, Jr., 1999-02	73
2. Mike Cook, 1995-98	62
3. Lang Campbell, 2001-2004	54
4. Stan Yagiello, 1982-85	51
5. Shawn Knight, 1991-94	46
6. Jake Phillips, 2005-	44
7. Chris Hake, 1988-91	43
8. Buddy Lex, 1946-49	36
9. Dan Darragh, 1965-67	30
10. Chris Garrity, 1979-81	27



Game Notes

Receiving Yards

1. Rich Musinski, 2000-03	4168
2. Dave Conklin, 1996-99	3269
3. Chris Rosier, 1997-00	2884
4. Harry Mehre, 1985-88	2748
5. Jeff Sanders, 1981-84	2352
6. Corey Ludwig, 1990-93	2349
7. Joe Nicholas, 2004-07	2278
8. Terry Hammons, 1991, 1993-95	2134
9. Dominique Thompson, 2001-2004	2123
10. Mike Tomlin, 1991-94	2054
-- Elliott Mack, 2005-	1550

Field Goals

1. Greg Kuehn, 2002-05	59
2. Steve Christie, 1986-89	57
3. Brian Shallcross, 1994-97	48
4. Brett Sterba, 1998-00	46
5. Brian Morris, 1982-85	30
6. Steve Libassi, 1976-79	26
7. Chris Dawson, 1991-93	22
8. Terry Regan, 1972-74	17
9. Dan Mueller, 1988-91	14
10. Laszio Mike-Meyer, 1980-81	13
-- Brian Pate, 2007-	11

2008 Honor Roll

Jonathan Grimes - CAA Rookie of the Week (9/15)

Adrian Tracy - CAA Defensive Player of the Week (9/22)

In Case You Missed it ...

Honored

True Freshman Jonathan Grimes earned the Colonial Athletic Association's Rookie of the Week honors (for games ending 9/13) by rushing for 97 yards and two scores on just five carries vs. VMI. Grimes scored on runs of 29 and 12 yards on the evening, while averaging a gaudy 19.4 yards a carry. The talented Palmyra, NJ native also displayed an all-around game, as he contributed two catches for 15 yards and was outstanding in his pass protection responsibilities.

Grimes currently is the second leading rusher on the Tribe's offense, averaging 63.5 yards per game.

Getting in a Groove

After throwing interceptions on two of his first three passes against VMI, Phillips settled down and threw nine consecutive pass completions for 126 yards and two touchdowns.

He ended the evening with 172 yards and three TDs, completing 13 of his 18 attempts. The returning all-conference signal caller also rushed for an additional score and 49 yards.

Did You Know?

Riggins 53-yard rush versus VMI was one of three runs over 30 yards on the evening for the Tribe. All three would have stood as the team's season-long run in 2007 (as Phillips 30-yard rush was the team-high)

Taking it one step further, prior to the game with VMI the College hadn't had a back run for more than 30 yards from scrimmage since the 2004 season (when Elijah Brooks broke off a 56 yard run vs. Hampton University in the NCAA Playoffs, First Round).

Caldwell Comes Up Big vs. VMI

Junior safety David Caldwell posted an outstanding effort in the win against VMI, leading the team with 10 tackles (four solo). The Montclair, N.J., native also forced a fumble, recovered a fumble and registered a tackle for a loss.

First Career Sacks

Junior defensive tackle Daniel Pulley registered his first career sack when he tackled VMI quarterback Tim Maypray for a nine-yard loss on the final play of the third quarter.

Redshirt freshman linebacker Jake Trantin also tallied his first career half sack when he and junior defensive end Adrian Tracy tackled Maypray for an eight-yard loss on the contest's first play from scrimmage.

New Formation Pays Early Dividends

The Tribe implemented a spread formation with its punting unit this season, and it proved successful in the season opener at N.C. State. Sophomore David Miller averaged 45.3 yards per punt (nine attempts) and put a pair of balls inside the opponent's 20 yard line.

Following an FBS Game

In five out of the last six years, the first game following a loss to an FBS opponent has resulted in a Tribe victory. This season, the Tribe bounced back from a loss at N.C. State to defeat VMI.

Longstanding

With Sparky Woods taking over the Keydet program for the departed Jim Reid in 2008, Jimmie Laycock has now faced nine different head coaches at the VMI program since he first faced off against the squad in 1980 (29 years).

Taking it one step further, with Rhode Island and Richmond bringing new leaders to the side-lines for 2008, he will now have faced off against 26 different head coaches in his 15-years of league play (since first joining the conference in 1993).

Another Streak Worth Noting

In addition to extending its winning streak against VMI to 23 games earlier this season, the Tribe extended its regular season non-conference home winning streak to seven. The Tribe extended that streak to eight games with the victory against Norfolk State the following weekend.

What a Difference ...

... A year makes. Last season, the College's final two-deep of its top 44 players showed over half (24) as either freshmen or sophomores. The defense had 12 first or second year players, while the offense also had the same amount, including a pair freshman tailbacks and five first-year players filling the top six wide receiver positions. Defensively, only three seniors even took a snap during the entire season. By contrast, this year, the College opened with nine returning starters on both sides of the ball. Of these 18 returning starters, 14 are either juniors or seniors.

Did You Know?

William and Mary Head Coach Jimmie Laycock is 19-9, all-time, in home openers. The Tribe snapped a two-game skid with the 52-17 win against VMI earlier this season.



First Start

Eight Tribe players made their first career start at N.C. State (junior TE Rob Varno, sophomores Chase Hill, WR; Terrence Riggins, TB; Ben Cottingham, CB; and Michael Alvarado, S; and redshirt freshmen Jake Marcey, OT; Harold Robertson, DT; and linebacker Jake Trantin).

On the offensive side, despite it being their first starts, the returns on the group's production were overwhelmingly positive. Riggins had game- and career-high 51-rushing yards on 12 attempts (4.2), while Hill earned the team's Offensive MVP Award by collecting four receptions for a total of 45 yards and handling the long-snapping duties. Varno was very nearly equally as productive, as he had a career-high 31 receiving yards on three receptions. Despite having his hands full with a large and athletic Wolfpack defensive front, he was more than adequate in helping power the College to a very respectable offensive afternoon that saw the team roll to 303 total yards (including 115 yards on the ground).

Freshman Connection

True freshman Jonathan Grimes saw significant game reps at tailback for the College against the Wolfpack (five carries for 31 yards). He was the only true frosh to see game action.

Last season, Riggins joined cornerback Terrell Wells and defensive tackle Michael Stover as the only true freshman to see playing time. In 2006, the Tribe played only two first-year players, including David Caldwell. The same was true for 2005, as only a pair of true freshmen saw playing time (linebacker Michael Pigram and wide receiver D.J. McAulay). This season, the potential is there for at least a couple true freshmen to see action on opening day.

Strong Against the Pass

N.C. State's 258 yards passing against the Tribe marked just the second time in the previous 13 games that an opponent has thrown for more than 220 yards against W&M. Last season, only Villanova was able to eclipse the mark (272).

Last season, the College surrendered a league-best 167.5 passing yards per game and held six opponents to less than 200 yards through the air. Additionally, the Tribe limited two opponents (VMI - 22 yds) and (JMU - 89) to less than 100 yards passing.

Stopping the Wolfpack's Ground Attack

After allowing more than 225 rushing yards per game last season, W&M's defensive unit looked much improved in its season opener at N.C. State. The Tribe limited the Wolfpack to just 67 yards on 30 carries (2.2 yards per carry). It was the fewest rushing yards allowed by W&M since holding Towson to just 62 yards on Oct. 22, 2005.

Making the Tribe's effort versus N.C. State even more impressive is that it limited the Wolfpack's leading rusher, senior Andre Brown, to just 43 yards rushing on 17 carries (2.5 yds per carry). Brown ranked 11th on NCSU's all-time list for rushing yards and was coming off a 101-yard effort in the previous contest against South Carolina.

What a Half

Although the Tribe trailed 14-0 at halftime against N.C. State, a look at the stat sheet offered a number of positives for W&M. In addition to allowing just three first downs in the opening two quarters of play, the College outgained the Wolfpack in total yards, 103-79. Additionally, despite kicking off to begin the game, W&M controlled the time of possession by more than three minutes.

Pick Six

Senior all-conference cornerback Derek Cox provided the individual defensive highlight in the season opener at N.C. State when he returned a fourth-quarter interception 45 yards for a touchdown. It marked the first time a Tribe player had accomplished the feat since Trevor McLaurin and James Miller both did so at Villanova during the 2005 season.

Limiting the Penalties

After ranking as one of the nation's least-penalized teams last season, the Tribe got off to good start in '08 with just three infractions for 15 yards in the season opener at N.C. State.

W&M was the CAA's least-penalized team last year with only 49 infractions for 408 yards. The Tribe ranked sixth nationally with just 4.45 penalties per game and seventh in the country with just 37.09 penalty yards per game.

Immediate Impact

Redshirt freshman Jake Trantin registered his first collegiate game action when he earned a starting nod at outside linebacker in the season opener at N.C. State. The Severn, Md., native wasted little time making an impact as he recorded a tackle for a loss on the initial play of the contest's first offensive series.

Caldwell and Tracy Register Sacks

Junior defensive end Adrian Tracy and junior safety David Caldwell began the '08 season in impressive fashion, as both tallied a sack in the season opener at N.C. State. Tracy's big play came on a third-and-10 early in the second quarter that pushed the Wolfpack back 10 yards and forced a punt, while Caldwell made his stop behind the line of scrimmage on a third-and-nine later in the quarter that went for a loss of nine yards and forced another Wolfpack punt.

Follow the Leader

In addition to being one of the Tribe's top defensive players, senior all-conference cornerback Derek Cox has been a tremendous leader for the College. Prior to the start of this season, he was elected as a team captain for the second straight year, making him just the fourth player in Laycock's 29-year tenure to earn the honor twice (the last being linebacker Mohammed Yousofi in 2001-02).

In addition to providing leadership on the football team, Cox has also demonstrated leadership on campus by serving as the president of W&M's Student-Athlete Advisory Council (SAAC), a group that serves as a liaison between William and Mary's athletes and the school's administration.

New Look

The Tribe unveiled a new look for the uniforms in the season opener, as the team now features a script 'Tribe' logo on the helmet and nameplates on the jerseys.

In an informal polling of the recent Sports Information Directors at the College of William and Mary (going back to the 40's) shows that the nameplates are a first for the College.

Another change in apparel is on the helmets, where the College is using a script "Tribe" logo, in place of the "W&M" that had been the decal since the 2001 season. The program had used the script "Tribe" previously (from the early 80's) until the 2000 season.

Did You Know?

The College's last significant change in uniform came in 2001, when it moved from green helmets to the current 'vegas' gold color and changed the pants from white (home) and green (road)



W&M Quarterback Club Players of the Week

to the same color ('vegas' gold).

It also saw the College win a share of the league title.

Home Sweet Home

The Tribe will play six home games during the 2008 campaign. The last (and only) time during Laycock's 29-year tenure that the Tribe's schedule featured as many home contest came the 1988 season.

Did You Know?

In Laycock's first six seasons at the helm, he was forced to play on the road seven times. The first five-game home schedule the Tribe played during his tenure (which began for the 1980 season) was in 1986. [Editor's Note: The five-game home schedule that season was almost certainly a make up for the fact that Laycock's 1985 squad was sent on the road an incredible SIX-straight weeks – and, more amazingly, fashioned a 7-4 record].

Did You Know?

That with the completion of the Jimmie Laycock Football Center the visiting team will now have access to what was the varsity football locker room and its associated training and equipment room areas. For teams that remember the old visitor accommodations, the improvement will be as dramatic for the opponents as it is for the home team now operating out of the Laycock Center.

Tough Sledding


Last season the College faced a total of six ranked opponents in its 11 game regular season, including ending the season playing against four-straight. The brutal finish was the first time W&M squared off against four-straight ranked opponents since first joining its current league affiliation in 1993. The College played on of the most-difficult schedules, in terms of overall combined opponent's winning percentage (.604).

Rare

By finishing with a 2-6 mark in the CAA, W&M was saddled with a losing mark in league play for the third consecutive season. Prior to 2005, W&M hadn't posted a single sub-.500 record in league competition in the first 12 seasons as a conference member.

2008 W&M Quarterback Club Weekly Awards - Norfolk State 9/20

Offense



Jonathan Grimes, RB, Fr.


Scored a pair of touchdowns and totaled a game-high 71 yards rushing on nine carries

Previous Winners

VMI - Sept. 13
Terrence Riggins, RB, So.

N.C. State - Sept. 6
Chase Hill, WR, So.

Defense



Adrian Tracy, DL, Jr.


Recorded 6 total tackles, 4.0 tackles for a loss, 1.5 sacks and a blocked field goal

Previous Winners

VMI - Sept. 13
Jake Trantin, LB, R-Fr.

N.C. State - Sept. 6
C.J. Herbert, DE, Jr.

Special Teams



Kyle O'Brien, DL, So.

Registered four tackles on special teams coverage

Previous Winners

VMI - Sept. 13
Fred Johnson, DB, Jr.

N.C. State - Sept. 6
Brian Pate, K, Jr.
David Miller, P, So.



#79 Michael Grant
Senior • Offensive Line
Wrightstown, N.J.
Notre Dame

Q: What other programs offered you?

A: Maine, Hofstra, and Northeastern.

Q: What made you choose W&M?

A: The school was so much better than the others academically. [A degree] from here gives you great opportunities after graduation. I really feel like I made a great decision to come here.

Q: What is your major?

A: I've already earned my undergraduate degree and am currently in the College's Masters of Accounting grad school program.

Q: Aren't there a couple of other current offensive linemen for the College also pursuing graduate degrees?

A: Actually, I am one of three linemen pursuing advanced degrees. Our starting center, Luke Hiteshew, is currently in the Flex MBA Program, while the team's reserve center, Eric O'Brien is also in the same program.

Q: What are your post-graduate plans?

A: I hope to go onto to work for a Big Four Regional Accounting firm in Philadelphia or New York.

Q: Do you think your football experience here will help you as you move into the 'real world'?

A: I definitely feel like I will have a competitive edge [over someone with out the athletic background]. With football being such a team sport, I think you come in with certain advantages, such as being used to working with others and having discipline. I also have to feel that with all of the obligations I have to balance between school and football, I will bring strong time-management skills to a job as well.

Q: You didn't make your first career start until your junior season, how hard was it to bid your time until you were in the starting line up?

A: On the offensive line, if you aren't starting you aren't playing. If there were rotations, like with other positions, I feel like I would have gotten on the field a lot sooner. You just have to bide your time, be patient and get ready to do what you have to do.

Q: How difficult is it to play on the offensive line?

A: On any given play, you might have five different blocking assignments based just on the defense you are looking at when you get to the line of scrimmage. That doesn't count if they move. You have to be on the same page with both of the guys on either side of you, as well as your whole offensive line. Your brain is spinning and

if you aren't ready for it or don't know what you're doing, you're just going to be lost. Every snap there is a conversation between the five offensive linemen. It can be very demanding out there. We are down in our stances making those calls.

Q: What would you consider a dream play?

A: Personally, I want a play that gives me the ball, getting a touchdown. I think that is THE dream for any lineman. You want your hands on the ball in the end zone. Beyond that, it is great to be the lead block or pulling for somebody and spring a big play or touchdown.

Q: Would it be accurate to say that on offensive line working together can get into a groove during a game, just the same as quarterbacks and receivers can?

A: Yes, especially in the running game. You can really wear a team down. The more repetitions we take running the ball during a game, the more effective we get as a unit. We want to get to a point where we are wearing the defense down.

Q: What is the defense between offensive lineman and defensive lineman?

A: Offensive linemen need to be smart, you do the majority of your thinking before the snap, but you also have to think after the snap because of the defensive schemes and blitzes.

Q: What do you think is the single biggest thing you will take away from your W&M football experience?

A: The teamwork aspect. You have to get along with everybody. That's one thing I think that is very valuable. Work with so many different kinds of people and personalities working together to achieve a common goal. Communication, time management and discipline are ingrained as well. It puts in the mindset that you want as a professional, where you have a goal, you have to do everything can to achieve it and you have to be able to achieve that goal with others.

Q: What are your expectations for yourself this season

A: I want to have as good a season as possible. I will also focus on maintaining a leadership role and make sure I do whatever I can to make sure the team reaches its potential.

Q: What expectations do you have for the team?

A: We expect to make the playoffs and experience a playoff run. But, above all, our goal is to be 1-0 every week.

Q: What is the best part of being a Tribe football player?

A: Getting to be around the caliber of the people that are associated with the program. The players on this team are second to none. We have some of the best guys you could ever ask for as teammates. I love it here.





Head Coach Jimmye Laycock



William and Mary Head Coach Jimmye Laycock

29th Season

Career Record: 184-135-2 (.576)

Comments From Monday's CAA Football Coaches Conference Call:

Q: What did the team get out of the bye-week?

A: Basically, we took an opportunity to work some younger guys who may not have gotten as many snaps in our first three games and give some of the guys who have a lot of snaps a little bit of a break. We practiced hard and we wanted to clean up a few things offensively and defensively that maybe had gotten overlooked as we'd gotten into the season. On Thursday we got to practice in the rain, we hadn't done that at all in the preseason. We had a driving rain on Thursday and we practiced all the way through it that I hope may pay

off for us later down the road. Maybe we'll get some guys a little healthier, but I don't know, I haven't seen the [medical] report for sure today. I'm not anticipating any major additions, or anything like that.

Q: What affect does it have on you with Villanova coming off big win over former No. 1 Richmond last Saturday?

A: Well, there's not a whole lot we can do about them. We've got to take care of ourselves. We know we're going into conference play and we know everybody in this league is very, very good. Obviously, Villanova is very good. We just have to get ourselves prepared to improve and play better than what we have up to this point.

Q: Comment on how Villanova looked last week?

A: They looked very good. They got most everybody back from last year and we saw first hand how good they were last year [in losing 63-24]. Most of the people are back and [Wildcat quarterback Chris] Whitney's a very accomplished player, we saw that last year. He puts you in the right situation, he runs the offense well, he doesn't make many mistakes. That's the first thing you look at as a quarterback, make sure you don't beat yourself and he doesn't do that, he's a strong runner, a good thrower, a good solid quarterback.

Q: Talk about your situation at running back.

A: You're talking about [sophomore] Courtland Marriner and [senior] DeBrian Holmes. They had both been out, but we should be able to them get back in [the offense] a little bit more this game. They practiced this past week and they're still both a little rusty. They still missed a lot [of practice and playing time, as each was injured during a scrimmage in mid-August and didn't return to game action until the season's third game, Norfolk State]. We'll see how [the tailback] rotation works as we go into this week. I'm still pleased with the freshman John Grimes, the way he's been playing. Terrance Riggins, he's coming back from an ankle [injury against Norfolk State], but he should be all right. I haven't seen him today so I don't know.

Q: When you first joined this league in 1993, did you imagine it evolving into what it is today?

A: I don't think I was smart enough to think that far ahead. No, we'd been playing teams in this league, we'd been playing Delaware and Villanova and JMU and all that and I just think everybody has gotten better and people have made commitments and improved and it has become a very, very strong league. But so far as imagining, I always thought the people that we were playing were very good.

Q: Villanova got off to a quick start against you last season, did that contribute to the lopsided final?

A: They jumped on us right away and I think that's another thing . . . When you look at playing in this league, you get too far behind and it's tough to catch up, especially now, with the new clock rules it's even more difficult. We've made a point already as we've played to not take anything for granted and to get off to a good start, play well right from the beginning.

Q: Are you preparing for just Whitney, or are preparing for both quarterbacks?

A: We're preparing ourselves, you know, I don't think you ever go into a ball game specific to one person as specific to somebody else. You got to be prepared for all things that may happen in a game. So again, I don't think we're locking in one way or the other really, we're trying to get better, trying to improve ourselves, trying to play solid football on both sides of the ball.

Q: Comment on how the Tribe's defense has improved over a year ago?

A: One thing we have been doing defensively is we have been making some plays, we have been getting some turnovers and it's a good thing because offensively we haven't been doing as good a job as we need to so far as taking care of the ball. I think we're playing with a little more energy on defense. I think we've improved ourselves with some speed defensively, the guys have gotten a little bit quicker and we're playing pretty hard right now.

The Laycock File

Hometown: Hamilton, Va.

Alma Mater: William and Mary (1970)

Graduate Degree: Clemson (1972)

Winningest Active NCAA FCS Coaches

(By Victories)

1. Bob Ford (Albany, 40)	226
2. Joe Taylor (Hampton, 26)	200
3. Jerry Moore (Appalachian State, 27)	196
4. Al Bagnoli (Penn, 27)	194
5. Walt Hameline (Wagner, 28)	188
6. Andy Talley (Villanova, 29)	185
7. Jimmye Laycock (W&M, 29)	184
8. Pete Richardson (Southern, 21)	165
9. Mike Ayers (Wofford, 24)	146
10. K.C. Keeler (Delaware, 16)	142

Division I Coaches Most Years at Current Schools

1. Joe Paterno (Penn State, 1966-2007)	42
2. Bob Ford (Albany, 1973-2007)	35
3. Bobby Bowden (Florida State, 1976-2007)	32
4. Jimmye Laycock (W&M, 1980-2007)	28

Career CAA Football Coaching Victories

1. Bill Bowes (UNH, 1972-98)	97
2. Andy Talley* (VU, 1985-)	94
3. "Tubby" Raymond (UD, 1966-01)	89
4. Jimmye Laycock* (W&M, 1993-)	71
5. Jim Reid (UMass, 1986-91, UR, 95-03)	61

Laycock in the NCAA Playoffs

Year	Round	Opponent, Result
1986	First Round	Delaware, 17-51 (L)
1989	First Round	Furman, 10-24 (L)
1990	First Round	Massachusetts, 38-0 (W)
	Quarterfinals	Central Florida, 38-52 (L)
1993	First Round	McNeese State, 28-34 (L)
1996	First Round	Jackson State, 45-6 (W)
	Quarterfinals	Northern Iowa, 35-38 (L)
2001	First Round	Appalachian State, 27-40 (L)
2004	First Round	Hampton, 42-35 (W)
	Quarterfinals	Delaware, 44-38, 2 OT (W)
	Semifinals	James Madison, 34-48 (L)

Laycock vs. CAA Football

Team	W	L	T
Delaware	11	17	0
Hofstra	2	3	0
James Madison	12	16	0
Maine	6	2	0
Massachusetts	4	7	0
New Hampshire	9	2	0
Northeastern	10	2	0
Rhode Island	9	2	0
Richmond	19	9	0
Towson	5	0	0
Villanova	9	8	1

Tribe Football Rosters



NO.	NAME	POS.	ELG.	HT.	WT.	HOMETOWN (HIGH/PREP SCHOOL)
41	Sheldon Alexander	S	R-Jr.	6'1"	205	Gordonsville, Va. (Woodberry Forest)
67	Kyle Allison	OL	R-So.	6'2"	300	Burke, Va. (Lake Braddock)
26	Michael Alvarado	S	R-So.	6'0"	194	Gaithersburg, Md. (Gaithersburg)
16	R.J. Archer	QB	R-Jr.	6'2"	218	Earlysville, Va. (Albemarle)
5	Tyler Bailey	WR	Fr.	6'1"	181	Abingdon, Va. (Abingdon)
6	David Caldwell	S	Jr.	5'11"	213	Montclair, N.J. (Lawrenceville School)
7	Mike Callahan	QB	R-So.	5'11"	190	Mountville, Pa. (Hempfield)
88	Terreon Conyers	WR	R-So.	5'11"	174	Norfolk, Va. (Booker T. Washington)
35	Dante Cook	RB/LB	Fr.	5'11"	200	Fredericksburg, Va. (Stafford)
24	Ben Cottingham	CB	R-So.	5'9"	163	Abingdon, Md. (Edgewood)
37	Derek Cox	CB	R-Sr.	6'1"	186	Winterville, N.C. (J.H. Rose)
22	Derek Crosen	WR	Fr.	6'2"	180	Stephens City, Va. (Sherando)
54	Nicholas Dewispelaere	LB	R-So.	6'0"	232	Virginia Beach, Va. (Kellam)
81	Cameron Dohse	WR	R-So.	6'0"	177	Clifton, Va. (Centreville)
36	Nick Downey	WR	R-Fr.	5'10"	180	Lancaster, Pa. (Lancaster Catholic)
37	Kelly FitzGerald	WR	Fr.	5'10"	170	Springfield, Va. (Robert E. Lee)
46	Omar Francis	DB	Fr.	5'11"	205	Pennington, N.J. (Pennington School)
21	Evan Francks	LB	R-So.	5'11"	212	Medford, N.J. (Shawnee)
86	Alex Gottlieb	TE	Fr.	6'3"	230	Delray Beach, Fla. (American Heritage School)
79	Michael Grant	OL	R-Sr.	6'5"	296	Wrightstown, N.J. (Notre Dame)
34	Jonathan Grimes	RB	Fr.	5'10"	206	Palmyra, N.J. (Paul VI)
60	Robbie Gumbita	OL	Fr.	6'4"	285	Mount Pleasant, Pa. (Mount Pleasant)
95	C.J. Herbert	DL	R-Jr.	6'3"	264	Germantown, Md. (Northwest)
15	Chase Hill	WR	R-So.	6'2"	192	Virginia Beach, Va. (Princess Anne)
72	Keith Hill	OL	R-So.	6'4"	315	Hamilton Square, N.J. (Lawrenceville School)
83	Gareth Hissong	OL	R-So.	6'3"	252	Hanover, Pa. (Delone Catholic)
53	Luke Hiteshew	OL	R-Sr.	6'1"	304	Baltimore, Md. (Mount St. Joseph)
43	Jimmy Hobson	FB	R-So.	5'11"	226	Cincinnati, Ohio (St. Xavier)
8	DeBrian Holmes	RB	R-Sr.	5'9"	198	Fort Eustis, Va. (Woodside)
14	Will Honbarrier	QB	R-Fr.	6'2"	190	Lynchburg, Va. (Jefferson Forest)
22	David Houff	S	R-Sr.	6'1"	199	Blacksburg, Va. (Blacksburg)
52	Marcus Hyde	DE	R-Fr.	6'3"	223	Manassas, Va. (Osborn)
85	Cory Jessee	TE	R-Fr.	6'3"	230	Warm Springs, Va. (Bath County)
91	Chris Johnson	DE	Fr.	6'3"	230	Virginia Beach, Va. (Tallwood)
42	Fred Johnson	DB	R-Jr.	6'1"	190	Richmond, Va. (St. Christopher's)
84	Blake Jones	K	Fr.	6'0"	190	Bedford, Ind. (Bedford North Lawrence)
44	Meltoya Jones	RB	Fr.	5'9"	195	Hampton, Va (Tabb)
12	Nolan Kearney	QB	Fr.	6'4"	225	Glenmoore, Pa. (Downtown West)
65	Christopher Kearns	OL	Fr.	6'5"	285	Midlothian, Va. (Midlothian)
82	Sean Kroeger	P	Fr.	6'2"	160	New Providence, N.J. (New Providence)
93	Sean Lissemore	DT	R-Jr.	6'4"	274	Dumont, N.J. (Dumont)
17	Robert Livingston	S	R-Jr.	6'3"	195	Hendersonville, N.C. (The Hun School)
2	Elliott Mack	WR	R-Sr.	6'0"	195	Irvington, N.J. (Delbarton)
19	D.J. Mangas	QB	R-Fr.	6'1"	184	Chantilly, Va. (Paul VI)
77	Jake Marcey	OL	R-Fr.	6'4"	308	Gainesville, Va. (Woodberry Forest)
25	Courtland Marriner	RB	R-So.	5'9"	177	Chesapeake, Va. (Western Branch)
49	Zachary Martin	DB	Fr.	5'10"	185	Clarksville, Md. (River Hill)
4	D.J. McAulay	WR	R-Jr.	5'11"	180	New Haven, Conn. (James Hillhouse)
62	Thomas McCutcheon	OL	R-Jr.	6'5"	325	Chesapeake, Va. (Deep Creek)
87	David Miller	K/P	R-So.	6'0"	180	Centreville, Va. (Westfield)
73	Tyler Miller	OL	R-So.	6'3"	300	Virginia Beach, Va. (Floyd Kellam)
10	Jabrel Mines	LB	Fr.	6'0"	192	Doswell, Va. (Caroline)
9	Ryan Moody	WR	Fr.	5'11"	170	Ashburn, Va. (Stone Bridge)
56	C.J. Muse	OL	R-Jr.	6'4"	315	Lexington, S.C. (Lexington)
29	James Neal	CB	R-Fr.	5'9"	185	Baltimore, Md. (Salisbury School, Mass.)
39	Donte Newbill	FB	R-Fr.	5'10"	217	Blackstone, Va. (Central Senior)
30	Matt Nickerson	RB	R-Jr.	5'9"	176	Fairfax Station, Va. (Woodson)
75	Eric O'Brien	C	R-Sr.	6'1"	270	Abbottstown, Pa. (Delone Catholic)
40	Kyle O'Brien	DE	R-So.	6'0"	246	Cockeysville, Md. (McDonogh)
31	Jake O'Connor	S	R-Fr.	6'0"	189	Richmond, Va. (Douglas S. Freeman)
68	James Pagliaro	DL	R-Fr.	6'3"	262	Schnecksville, Pa. (Parkland)
80	Brian Pate	PK/P	R-Jr.	5'9"	175	Fredericksburg, Va. (Massaponax)
11	Jake Phillips	QB	R-Sr.	6'3"	209	Warm Springs, Va. (Bath County)
5	Michael Pigram	LB	Sr.	5'10"	219	Hopewell, Va. (Hopewell)

Roster By Position

Quarterbacks (7)

16	Archer, R.J.	Jr.	6-2	218
7	Callahan, Mike	So.	5-11	190
14	Honbarrier, Will	RF	6-2	190
12	Kearney, Nolan	Fr.	6-4	225
19	Mangas, D.J.	RF	6-1	184
11	Phillips, Jake	Sr.	6-3	209
18	Schmand, Terrance	RF	6-3	213

Tailbacks (9)

35	Cook, Dante	Fr.	5-11	200
34	Grimes, Jonathan	Fr.	5-10	206
8	Holmes, DeBrian	Sr.	5-9	198
44	Jones, Meltoya	Fr.	5-9	195
25	Marriner, Courtland	So.	5-9	177
30	Nickerson, Matt	Jr.	5-9	176
23	Riggins, Terrence	Soe.	6-1	234
33	Schonder, Thomas	So.	5-11	182
28	Woolfolk, Ryan	RF	5-11	192

Fullbacks (3)

43	Hobson, Jimmy	So.	5-11	226
39	Newbill, Donte	RF	5-10	217
45	Scott, Robert	RF	5-10	230

Tight Ends (4)

86	Gottlieb, Alex	Fr.	6-3	230
85	Jessee, Cory	RF	6-3	230
30	Topping, Andy	Fr.	6-2	230
98	Varno, Rob	Jr.	6-5	228

Wide Receivers (12)

5	Bailey, Tyler	Fr.	6-1	181
88	Conyers, Terreon	So.	5-11	174
22	Crosen, Derek	Fr.	6-2	180
81	Dohse, Cameron	So.	6-0	177
36	Downey, Nick	RF	5-10	180
37	FitzGerald, Kelly	Fr.	5-10	170
15	Hill, Chase	So.	6-2	192
2	Mack, Elliott	Sr.	6-0	195
4	McAulay, D.J.	Jr.	5-11	180
9	Moody, Ryan	Fr.	5-11	170
89	Robertson, Eric	Jr.	6-2	194
13	Thomas, C.J.	Fr.	6-2	210

Offensive Line (18)

67	Allison, Kyle	So.	6-2	300
79	Grant, Michael	Sr.	6-5	296
60	Gumbita, Robbie	Fr.	6-4	285
72	Hill, Keith	So.	6-4	315
83	Hissong, Gareth	So.	6-3	252
53	Hiteshew, Luke	Sr.	6-1	304
65	Kearns, Christopher	Fr.	6-5	285
77	Marcey, Jake	RF	6-4	308
62	McCutcheon, T.	Jr.	6-5	325
73	Miller, Tyler	So.	6-3	300
56	Muse, C.J.	Jr.	6-4	315
75	O'Brien, Eric	Sr.	6-1	270
76	Raxter, Josh	So.	6-6	270
64	Ryan, Daniel	RF	6-3	275
74	Salazar, Michael	Fr.	6-5	296
57	Schrift, Mike	RF	6-2	286
63	Sutton, Chris	RF	6-2	267
70	Warack, Adam	Fr.	6-3	295



Tribe Football Rosters

94	Ravi Pradhanang	DE	R-Fr.	6'3"	253	Paramus, N.J. (St. Peter's Prep)
55	T.J. Ptachick	LB	Fr.	6'2"	225	Williamsburg, Va. (Lafayette)
96	Daniel Pulley	DT	R-Jr.	6'3"	272	Chesapeake, Va. (Atlantic Shores Christian)
59	Andy Rampp	DE	R-Fr.	6'2"	246	Rockville, Md. (TS Wootton)
76	Joshua Raxter	OL	R-So.	6'6"	270	Marietta, Ga. (Pope)
50	Todd Reyher	LB	R-Sr.	6'0"	218	Williamsburg, Va. (Lafayette)
53	John Ribble	LB	Fr.	6'2"	220	Salem, Va. (Salem)
23	Terrence Riggins	RB	So.	6'1"	234	Newport News, Va. (Denbigh)
89	Eric Robertson	WR	R-Jr.	6'2"	194	Barboursville, Va. (Albemarle)
99	Harold Robertson	DT	R-Fr.	6'0"	290	Richmond, Va. (Hermitage)
44	Josh Rutter	LB	R-Sr.	6'3"	222	Union Bridge, Md. (Francis Scott Key)
64	Daniel Ryan	OL	R-Fr.	6'3"	275	Richmond, Va. (Douglas S. Freeman)
74	Michael Salazar	OL	Fr.	6'5"	296	Lawrenceville, N.J. (The Hun School)
18	Terrance Schmand	QB	R-Fr.	6'3"	213	Buffalo, N.Y. (St. Joseph's Collegiate)
33	Thomas Schonder	RB	R-So.	5'11"	182	Round Hill, Va. (Loudoun Valley)
57	Mike Schrift	OL	R-Fr.	6'2"	286	Reading, Pa. (Muhlenburg)
45	Robert Scott	FB	R-Fr.	5'10"	230	Norfolk, Va. (Norfolk Academy)
48	Wes Steinman	LB	R-So.	6'2"	226	Wilmington, N.C. (Hoggard)
92	Michael Stover	DT	So.	6'3"	253	Millersville, Pa. (Penn Manor)
63	Chris Sutton	OL	R-Fr.	6'2"	267	Warrenton, Va. (Fauquier)
13	C.J. Thomas	WR	Fr.	6'2"	210	Mount Airy, Md. (Linganore)
90	Josh Thompson	DL	Fr.	6'2"	295	Charlotte, N.C. (Charlotte Christian)
27	Brian Thompson	DB	Fr.	5'11"	185	Somerset, N.J. (Franklin)
66	Derek Toon	DL	R-So.	6'3"	278	Chester, Va. (Matoaca)
30	Andy Topping	TE	Fr.	6'2"	230	Chesapeake, Va. (Nansemond River)
97	Adrian Tracy	DL	R-Jr.	6'4"	244	Sterling, Va. (Potomac Falls)
32	Jake Trantin	LB	R-Fr.	6'1"	232	Severn, Md. (Archbishop Spalding)
98	Rob Varno	TE	R-Jr.	6'5"	228	Wilmington, N.C. (Hoggard)
70	Adam Warack	OL	Fr.	6'3"	295	Chesapeake, Va. (Great Bridge)
69	Carl Watts	DL	R-So.	6'3"	258	Midlothian, Va. (James River)
3	B.W. Webb	DB	Fr.	5'11"	175	Newport News, Va. (Warwick)
38	Terrell Wells	CB	So.	5'10"	180	Louisa, Va. (Louisa County)
28	Ryan Woolfolk	RB	R-Fr.	5'11"	192	Atlanta, Ga. (Holy Innocents)
58	Richard Yount	DE	Fr.	6'3"	225	Springfield, Va. (Robert E. Lee)

Tribe Numerical Roster

No.	Name	Pos.	No.	Name	Pos.	No.	Name	Pos.
2	Elliott Mack	WR	32	Jake Trantin	LB	65	Christopher Kearns	OL
3	B.W. Webb	DB	33	Thomas Schonder	RB	66	Derek Toon	DL
4	D.J. McAulay	WR	34	Jonathan Grimes	RB	67	Kyle Allison	OL
5	Michael Pigram	LB	35	Dante Cook	RB/LB	68	James Pagliaro	DL
5	Tyler Bailey	WR	36	Nick Downey	WR	69	Carl Watts	DL
6	David Caldwell	S	37	Derek Cox	CB	70	Adam Warack	OL
7	Mike Callahan	QB	37	Kelly Fitzgerald	WR	72	Keith Hill	OL
8	DeBrian Holmes	RB	38	Terrell Wells	CB	73	Tyler Miller	OL
9	Ryan Moody	WR	39	Donte Newbill	FB	74	Michael Salazar	OL
10	Jabrel Mines	LB	40	Kyle O'Brien	DE	75	Eric O'Brien	C
11	Jake Phillips	QB	41	Sheldon Alexander	S	76	Joshua Raxter	OL
12	Nolan Kearney	QB	42	Fred Johnson	DB	77	Jake Marcey	OL
13	C.J. Thomas	WR	43	Jimmy Hobson	FB	79	Michael Grant	OL
14	Will Honbarrier	WR	44	Josh Rutter	LB	80	Brian Pate	PK/P
15	Chase Hill	WR	44	Meltoya Jones	RB	81	Cameron Dohse	WR
16	R.J. Archer	QB	45	Robert Scott	FB	82	Sean Kroeger	P
17	Robert Livingston	S	46	Omar Francis	DB	83	Gareth Hissong	OL
18	Terrance Schmand	QB	48	Wes Steinman	LB	84	Blake Jones	K
19	D.J. Mangas	QB	49	Zachary Martin	DB	85	Cory Jessee	TE
21	Evan Francks	LB	50	Todd Reyher	LB	86	Alex Gottlieb	TE
22	David Houff	S	52	Marcus Hyde	DE	87	David Miller	K/P
22	Derek Crosen	WR	53	Luke Hiteshew	OL	88	Terreon Conyers	WR
23	Terrence Riggins	RB	53	John Ribble	LB	89	Eric Robertson	WR
24	Ben Cottingham	CB	54	Nicholas Dewispelaere	LB	90	Josh Thompson	DL
25	Courtland Marriner	RB	55	T.J. Ptachick	LB	91	Chris Johnson	DE
26	Michael Alvarado	S	56	C.J. Muse	OL	92	Michael Stover	DT
27	Brian Thompson	DB	57	Mike Schrift	OL	93	Sean Lissemore	DT
28	Ryan Woolfolk	RB	58	Richard Yount	DE	94	Ravi Pradhanang	DE
29	James Neal	CB	59	Andy Rampp	DE	95	C.J. Herbert	DL
30	Matt Nickerson	RB	60	Robbie Gumbita	OL	96	Daniel Pulley	DT
30	Andy Topping	TE	62	Thomas McCutcheon	OL	97	Adrian Tracy	DL
31	Jake O'Connor	S	63	Chris Sutton	OL	98	Rob Varno	TE
			64	Daniel Ryan	OL	99	Harold Robertson	DT

Defensive Line (16)

95	Herbert, C.J.	Jr.	6-3	264
52	Hyde, Marcus	FR	6-3	220
91	Johnson, Chris	Fr.	6-3	230
93	Lissemore, Sean	Jr.	6-4	274
40	O'Brien, Kyle	So.	6-0	246
68	Pagliaro, James	RF	6-3	262
94	Pradhanang, Ravi	RF	6-3	253
96	Pulley, Daniel	Jr.	6-3	272
59	Rampp, Andy	FR	6-2	246
99	Robertson, Harold	RF	6-0	290
92	Stover, Michael	So.	6-3	253
90	Thompson, Josh	Fr.	6-2	295
66	Toon, Derek	So.	6-3	278
97	Tracy, Adrian	Jr.	6-4	244
69	Watts, Carl	So.	6-3	258
58	Yount, Richard	Fr.	6-3	225

Linebackers (12)

41	Alexander, Sheldon	Jr.	6-1	205
54	Dewispelaere, Nick	So.	6-0	232
21	Francks, Evan	So.	5-11	212
10	Mines, Jabrel	Fr.	6-0	192
5	Pigram, Michael	Jr.	5-10	219
55	Ptachick, T.J.	Fr.	6-2	225
50	Reyher, Todd	Sr.	6-0	218
53	Ribble, John	Fr.	6-2	220
34	Rojas, Chris	RF	5-11	200
44	Rutter, Josh	Sr.	6-3	222
48	Steinman, Wes	So.	6-2	226
32	Trantin, Jake	RF	6-1	232

Defensive Backs (14)

26	Alvarado, Michael	So.	6-0	194
6	Caldwell, David	Jr.	5-11	213
24	Cottingham, Ben	So.	5-9	163
37	Cox, Derek	Sr.	6-1	186
46	Francis, Omar	Fr.	5-11	205
22	Houff, David	Sr.	6-1	199
42	Johnson, Fred	Jr.	6-1	190
17	Livingston, Robert	Jr.	6-3	195
49	Martin, Zachary	Fr.	5-10	185
29	Neal, James	RF	5-9	185
31	O'Connor, Jake	RF	6-0	189
27	Thompson, Brian	Fr.	5-11	185
3	Webb, B.W.	Fr.	5-11	175
38	Wells, Terrell	So.	5-10	180

Specialists (4)

84	Jones, Blake	Fr.	6-0	190
82	Kroeger, Sean	Fr.	6-2	160
87	Miller, David	So.	6-0	180
80	Pate, Brian	Jr.	5-9	175

Start Chart/Red Zone



2008 Game-By-Game Starters

	N.C. State	VMI	Norfolk St.	Villanova	N. Hamp.	Delaware	R. Island	Towson	N'Eastern	JMU	Richmond
QB	Phillips	Phillips	Phillips								
TB	Riggins	Riggins	Riggins								
FB	Hill*	Dohse*	Hill*								
WR	Mack	Mack	Mack								
WR	McAulay	McAulay	McAulay								
TE	Varno	Varno	Varno								
LT	Marcey	Marcey	Marcey								
LG	Grant	Toon	Grant								
C	Hiteshew	Hiteshew	Hiteshew								
RG	Muse	Muse	Sutton								
RT	Hill, Jr.	Hill, Jr.	Muse								
<hr/>											
DE	Tracy	Tracy	Tracy								
DE	Lissemore	Lissemore	Lissemore								
DT	Robertson	Robertson	Robertson								
DT	Herbert	Herbert	Herbert								
OLB	Pigram	Pigram	Pigram								
ILB	Rutter	Rutter	Rutter								
OLB	Trantin	Trantin	Trantin								
SS	Caldwell	Caldwell	Caldwell								
FS	Alvarado	Alvarado	Alvarado								
CB	Cox	Cox	Cox								
CB	Cottingham	Cottingham	Cottingham								

*W&M started with three wide receivers and no fullback.

Tribe in the Red Zone

William and Mary Offense In the Red Zone

Opponent	WM In Red Zone	WM TDs	WM FGs	WM FG Missed	WM No Score	RZ Score %
N.C. State	1	0	0	0	1	0.0
VMI	4	4	0	0	0	100.0
Norfolk St.	2	2	0	0	0	100.0
Villanova						
N. Hampshire						
Delaware						
R. Island						
Towson						
N'Eastern						
James Madison						
Richmond						
TOTALS	7	6	0	0	1	85.7

Opponents in the Red Zone

Opponent	Opp. in RZ	Opp. TDs	Opp. FGs	Opp. FG Missed	Opp. No Score	Opp. Score %
N.C. State	4	3	1	0	0	100.0
VMI	3	1	1	0	1	66.7
Norfolk State	2	1	0	0	1	50.0
Villanova						
N. Hampshire						
Delaware						
R. Island						
Towson						
N'Eastern						
James Madison						
Richmond						
TOTALS	9	5	2	0	2	77.8



Tribe Single-Game Highs

Individual Single-Game Highs

Pass Attempts: 30, J. Phillips at N.C. State, 9/6
 Pass Completions: 15, J. Phillips at N.C. State, 9/6
 Passing Yards: 204, J. Phillips vs. Norfolk State, 9/20
 Passing TDs: 4, J. Phillips vs. Norfolk State, 9/20
 Rushing Attempts: 15, T. Riggins vs. VMI, 9/13
 Rushing Yards: 180, T. Riggins vs. VMI, 9/13
 Rushing TDs: 2, J. Grimes vs. VMI, 9/13
 Receptions: 6, D.J. McAulay at N.C. State, 9/6
 Receiving Yards: 99, D.J. McAulay at N.C. State, 9/6
 Receiving TDs: 2, D.J. McAulay, twice; vs. Norfolk State, 9/20 & at N.C. State, 9/6
 Total Offensive Yards: 221, J. Phillips, twice; vs. Norfolk State, 9/20 & vs. VMI, 9/13
 All-Purpose Yards: 121, J. Grimes vs. VMI, 9/13
 Total Points: 12, J. Grimes, twice, last vs. Norfolk St., 9/20; D.J. McAulay, twice, last vs. Norfolk St., 9/20
 Points Kicking: 10, B. Pate vs. VMI, 9/13
 Points Rushing: 12, J. Grimes, twice; vs. Norfolk State, 9/20 & vs. VMI, 9/13
 Points Receiving: 12, D.J. McAulay, twice; vs. Norfolk State, 9/20 & at N.C. State, 9/6
 Field Goals Made: 1, B. Pate vs. VMI, 9/13; B. Pate at N.C. State, 9/6
 Field Goals Attempted: 1, B. Pate vs. VMI, 9/13; B. Pate at N.C. State, 9/6
 PATs Made: 7, B. Pate vs. VMI, 9/13
 PATs Attempted: 7, B. Pate vs. VMI, 9/13
 Punts: 9, D. Miller at N.C. State, 9/6
 Punting Yards: 408, D. Miller at Virginia Tech, 9/22
 Punting Average: 45.3, D. Miller at N.C. State, 9/6
 Punt Returns: 3, E. Mack vs. Norfolk State, 9/20 & D. Cox at N.C. State, 9/6
 Punt Return Yards: 37, E. Mack vs. Norfolk State, 9/20
 Kickoff Returns: 3, D. Caldwell at N.C. State, 9/6
 Kickoff Return Yards: 59, D. Caldwell at N.C. State, 9/6
 Kickoff Return Avg: 32, J. Grimes vs. Norfolk State, 9/20
 Interceptions: 1, six times
 Interception Yards: 45, D. Cox at N.C. State, 9/6
 Tackles: 10, D. Caldwell vs. VMI, 9/13
 Solo Tackles: 7, A. Tracy at N.C. State, 9/6
 Tackles for loss: 4.0, A. Tracy vs. Norfolk State, 9/20
 Sacks: 1.5, A. Tracy vs. Norfolk State, 9/20
 Pass Breakups: 3, Fred Johnson vs. Norfolk State, 9/20

Team Single-Game Highs

Pass Attempts: 37, at N.C. State, 9/6
 Pass Completions: 19, at N.C. State, 9/6
 Passing Yards: 204, vs. Norfolk State, 9/20
 Passing TDs: 4, vs. Norfolk State, 9/20
 Yards Per Completion: 14.6, vs. Norfolk State, 9/20
 Rushing Attempts: 41, vs. VMI, 9/13
 Rushing Yards: 398, vs. VMI, 9/13
 Rushing TDs: 4, vs. VMI, 9/13
 Yards Per Rush: 9.7, vs. VMI, 9/13
 Total Yards: 570, vs. VMI, 9/13
 Points Scored: 52, vs. VMI, 9/13
 TDs Scored: 7, vs. VMI, 9/13
 Total Plays: 70, at N.C. State, 9/6
 Field Goals Made: 1, twice, last vs. VMI, 9/13
 Field Goals Attempted: 1, twice, last vs. VMI, 9/13
 PATs Attempted: 7, vs. VMI, 9/13
 PATs Made: 7, vs. VMI, 9/13
 Punts: 9, at N.C. State, 9/6
 Punting Yards: 408, at N.C. State, 9/6
 Punting Average: 45.3, at N.C. State, 9/6
 Punt Returns: 4, at N.C. State, 9/6
 Punt Return Yards: 37, vs. Norfolk State, 9/20
 Kickoff Returns: 6, at N.C. State, 9/6
 Kickoff Return Yards: 118, at N.C. State, 9/6
 Kickoff Return Average: 29.7, vs. Norfolk State, 9/20
 Interceptions: 4, vs. Norfolk State, 9/20
 Interception Yards: 73, at N.C. State, 9/6
 Forced Fumbles: 2, twice, vs. Norfolk State, 9/20 & vs. VMI, 9/13
 Fumble Return Yards: 0
 Turnovers Gained: 5, vs. Norfolk State, 9/20
 Turnovers Lost: 4, twice, last vs. VMI, 9/13
 Sacks: 3, vs. Norfolk State, 9/20
 Sacks Allowed: 3, at N.C. State, 9/6
 First Downs: 30, vs. VMI, 9/13
 Third Down Conv. %: 71.4 (5-7), vs. VMI, 9/13
 Fourth Down Conversion %: 0.0, twice, last vs. Norfolk State, 9/20
 Penalties: 8, vs. VMI, 9/13
 Penalty Yards: 80, vs. VMI, 9/13
 Possession Time: 29:56, at N.C. State, 9/6

2008 Game-By-Game Individual Highs

Opponent	Pass Att.	Pass Yards	Rushes	Rush. Yds	Receptions	Rec. Yds.	Tackles	TFLs	Sacks
N.C. State	30, Phillips	139, Phillips	12, Riggins	52, Riggins	6, McAulay	99, McAulay	8, Tracy/Rutter	1.5, Herbert	1, Tracy/Caldwell
VMI	18, Phillips	172, Phillips	15, Riggins	180, Riggins	4, Mack/Varno	60, Varno	10, Caldwell	2.0, Cox	1, Pulley
Norfolk St.	26, Phillips	204, Phillips	9, Grimes	71, Grimes	4, Mack	80, McAulay	6, four players	4.0, Tracy	1.5, Tracy
Villanova									
N. Hamp.									
Delaware									
R. Island									
Towson									
N'Eastern									
JMU									
Richmond									

Opponent Highs / Long Plays



2008 Opponent Individual Single-Game Highs

Pass Attempts:	32, D. Brown vs. Norfolk State, 9/20
Pass Completions:	17, H. Beck at N.C. State, 9/6
Passing Yards:	246, H. Beck at N.C. State, 9/6
Passing TDs:	2, H. Beck at N.C. State, 9/6
Rushing Attempts:	26, T. Maypray vs. VMI, 9/13
Rushing Yards:	157, T. Maypray vs. VMI, 9/13
Rushing TDs:	1, five players
Receptions:	5, three players
Receiving Yards:	82, O. Spencer at N.C. State, 9/6
Receiving TDs:	1, G. Bryan & J. Williams at N.C. State, 9/6
Total Offensive Yards:	246, H. Beck at N.C. State, 9/6
All Purpose Yards:	169, T. Maypray vs. VMI, 9/13
Total Points:	10, J. Czajkowski at N.C. State, 9/6
Points Kicking:	10, J. Czajkowski at N.C. State, 9/6
Points Rushing:	6, five players
Points Receiving:	6, G. Bryan & J. Williams at N.C. State, 9/6
Field Goals Made:	2, J. Czajkowski at N.C. State, 9/6
Field Goals Attempted:	2, three players
PATs Attempted:	4, J. Czajkowski at N.C. State, 9/6
PATs Made:	4, J. Czajkowski at N.C. State, 9/6
Punts:	9, B. Pierson at N.C. State, 9/6
Punting Yards:	369, B. Pierson at N.C. State, 9/6
Punting Average:	43.4, B. Rudd vs. Norfolk State, 9/20
Punt Returns:	3, G. James at N.C. State, 9/6
Punt Return Yards:	41, G. James at N.C. State, 9/6
Kickoff Returns:	7, J. Wicker vs. Norfolk State, 9/20
Kickoff Return Yards:	136, J. Wicker vs. Norfolk State, 9/20
Kickoff Return Average:	19.4, J. Wicker vs. Norfolk State, 9/20
Interceptions:	1, six players
Interception Yards:	24, B. Allen vs. VMI, 9/13
Tackles:	13, N. Irving at N.C. State, 9/6
Solo Tackles:	5, R. Leonard at N.C. State, 9/6
Tackles for loss:	2.5, A. Gross vs. VMI, 9/13
Sacks:	1.0, four players
Pass Breakups:	1, nine players

2008 Opponent Team Single-Game Highs

Pass Attempts:	36, twice, last vs. Norfolk State, 9/20
Pass Completions:	21, at N.C. State, 9/6
Passing Yards:	258, at N.C. State, 9/6
Passing TDs:	2, at N.C. State, 9/6
Yards Per Completion:	12.3, at N.C. State, 9/6
Rushing Attempts:	57, vs. VMI, 9/13
Rushing Yards:	262, vs. VMI, 9/13
Rushing TDs:	2, twice, last vs. VMI, 9/13
Yards Per Rush:	4.6, vs. VMI, 9/13
Total Yards:	325, at N.C. State, 9/6
Points Scored:	34, at N.C. State, 9/6
Touchdowns Scored:	4, at N.C. State, 9/6
Total Plays:	70, vs. Norfolk State, 9/20
Field Goals Made:	2, at N.C. State, 9/6
Field Goals Attempted:	2, three times, last vs. Norfolk State, 9/20
PATs Attempted:	4, at N.C. State, 9/6
PATs Made:	4, at N.C. State, 9/6
Punts:	9, at N.C. State, 9/6
Punting Yards:	369, at N.C. State, 9/6
Punting Average:	43.4, vs. Norfolk State, 9/20
Punt Returns:	5, at N.C. State, 9/6
Punt Return Yards:	65, at N.C. State, 9/6
Kickoff Returns:	8, twice, last vs. Norfolk State, 9/20
Kickoff Return Yards:	160 vs. Norfolk State, 9/20
Kickoff Return Average:	20.0, vs. Norfolk State, 9/20
Interceptions:	2, three times, last vs. Norfolk State, 9/20
Interception Yards:	39, vs. VMI, 9/13
Forced Fumbles:	2, twice, last vs. VMI, 9/13
Fumble Return Yards:	13, at N.C. State, 9/6
Turnovers Gained:	4, twice, last vs. VMI, 9/13
Turnovers Lost:	5, vs. Norfolk State, 9/20
Sacks:	3, at N.C. State, 9/6
Sacks Allowed:	3, vs. Norfolk State, 9/20
First Downs:	13, vs. VMI, 9/13
Third Down Conversion %:	43.8, vs. VMI, 9/13
Fourth Down Conversion %:	100.0, N.C. State (2-2), 9/6
Penalties:	12, vs. Norfolk State, 9/20
Penalty Yards:	115, vs. Norfolk State, 9/20
Possession Time:	33:10, vs. VMI, 9/13

2008 Tribe Longest Plays of the Season

Rush:	53, T. Riggins vs. VMI, 9/13
Rushing TD:	38, J. Grimes vs. Norfolk State, 9/20
Pass:	38, J. Phillips vs. Norfolk State, 9/20
Passing TD:	32, J. Phillips to D.J. McAulay vs. Norfolk State, 9/20
Punt Return:	16, D. Cox vs. VMI, 9/13
Kickoff Ret:	26, T. Wells at N.C. State, 9/6
INT Return:	32, J. Grimes vs. Norfolk State, 9/20
Fumble Return:	0
Punt:	58, D. Miller at N.C. State, 9/6
Field Goal:	43, B. Pate at N.C. State, 9/6
Drive:	92 yards, 8 plays, 4:16, TD, vs. Norfolk State, 9/20

2008 Opponent Longest Plays of the Season

Rush:	64, T. Maypray (VMI), 9/13
Rushing TD:	64, T. Maypray (VMI), 9/13
Pass:	47, H. Beck (NCSU), 9/6
Passing TD:	22, H. Beck to J. Williams (NCSU), 9/6
Punt Return:	18, G. James (NCSU), 9/6
Kickoff Return:	38, J. Wicker (NSU), 9/20
INT Return:	11, A. Taylor vs. (NSU), 9/20
Fumble Return:	13, N. Irving (NCSU), 9/6
Punt:	62, B. Rudd (NSU), 9/20
Field Goal:	45, J. Castellat (NSU), 9/6
Drive:	77 yards, 6 plays, 2:37, TD, (NCSU), 9/6



Top Offensive Performances

Tribe's Top Offensive Performances

Top Passing Performances

1.	204	Jake Phillips vs. Norfolk State	Sept. 20
2.	172	Jake Phillips vs. VMI	Sept. 13
3.	139	Jake Phillips at N.C. State	Sept. 6
4.	49	R.J. Archer at N.C. State	Sept. 6

Top Rushing Performances

1.	180	Terrence Riggins vs. VMI	Sept. 13
2.	97	Jonathan Grimes vs. VMI	Sept. 13
3.	71	Jonathan Grimes vs. Norfolk State	Sept. 20
4.	54	Tom Schonder vs. VMI	Sept. 13
5.	51	Terrence Riggins at N.C. State	Sept. 6
6.	49	Jake Phillips vs. VMI	Sept. 13
7.	43	R.J. Archer vs. VMI	Sept. 13
8.	30	Terrence Riggins vs. Norfolk State	Sept. 20
	30	Jonathan Grimes at N.C. State	Sept. 6
10.	26	R.J. Archer at N.C. State	Sept. 6

Top Receiving Performances

1.	99	D.J. McAulay at N.C. State	Sept. 6
2.	80	D.J. McAulay vs. Norfolk State	Sept. 20
3.	63	Elliott Mack vs. Norfolk State	Sept. 20
4.	60	Rob Varno vs. VMI	Sept. 13
5.	45	Chase Hill at N.C. State	Sept. 6
6.	43	D.J. McAlay vs. VMI	Sept. 13
7.	42	Elliott Mack vs. VMI	Sept. 13
8.	31	Rob Varno at N.C. State	Sept. 6

100-yard Rushing Games

- 1 Terrence Riggins

Tribe's All-Time Top Offensive Performances

Top Passing Performances

- 433, Jake Phillips vs. Delaware, 8/30/07
- 426, Dave Corley vs. Northeastern, 10/28/00
- 409, Mike Potts at Towson, 11/4/06
- 406, Stan Yagiello vs. JMU, 9/28/85
- 401, David Murphy at Marshall, 11/5/83
- 399, Chris Garrity at ECU, 11/14/81
- 385, Greg DeGennaro at Bucknell, 9/20/86
- 383, Kenny Lambiotte vs. Colgate, 9/6/86
- 381, Mike Cook at N. Iowa, 12/7/96*
- 378, Lang Campbell vs. Northeastern, 10/2/04
- 373, Mike Cook vs. UNH, 10/24/98
- 368, Lang Campbell at Liberty, 10/9/04
- 360, Dave Murphy vs. Rutgers, 10/22/83
- 355, Lang Campbell at Delaware, 10/23/04
- 352, Mike Cook at Ga. Southern, 9/6/97
- 346, Dave Corley vs. VMI, 9/14/02
- 345, Chris Hakel vs. Delaware, 9/14/91
- 345, Stan Yagiello vs. Norfolk St., 9/14/85
- 342, Jake Phillips at Richmond, 11/16/07

*NCAA Playoff Game

Top Rushing Performances

- 257, Phil Mosser at Ohio Wes., 10/3/70
- 219, Derek Fitzgerald vs. Penn., 10/14/95
- 201, Alvin Porch at UConn., 10/18/97
- 198, Jon Smith at UNH, 10/19/02
- 189, Derek Fitzgerald at NU, 9/16/95
- 189, Derek Fitzgerald vs. Villanova, 10/23/93
- 186, Alvin Porch vs. Boston, 9/27/97
- 183, Alvin Porch vs. Delaware, 11/2/96
- 181, Robert Green at Navy, 9/21/91
- 180, Robert Green at Citadel, 9/8/90
- 180, Terrence Riggins vs. VMI, 9/13/08
- 177, Tyrone Shelton vs. ETSU, 11/4/89
- 177, Hameen Ali vs. Delaware, 10/10/98
- 173, Alvin Porch vs. Richmond, 11/15/97
- 172, Bill Bowman vs. WFU, 9/19/53
- 171, Jim Kruis vs. Navy, 10/16/76
- 170, Troy Keen at Furman, 9/17/94
- 165, Elijah Brooks at Towson, 11/4/06
- 165, Robert Green vs. VMI, 10/13/90
- 164, Tyrone Shelton at Furman, 11/3/90
- 164, Keith Fimian vs. Virginia, 9/18/76
- 153, Jim Kruis vs. The Citadel, 11/13/76
- 152, Jim Kruis vs. VMI, 11/5/75
- 151, Jim Kruis vs. VMI, 9/11/76
- 142, Lang Campbell vs. Delaware, 12/4/04*

*NCAA Playoff Game

Top Receiving Performances

- 244, Dominique Thompson at Delaware, 10/23/04
- 240, David Conklin at VMI, 9/13/97
- 226, Mike Sutton at Marshall, 11/5/83
- 221, Dominique Thompson at LU, 10/9/04
- 211, Kurt Wrigley vs. Richmond, 11/21/81
- 201, Elliott Mack at Richmond, 11/16/07
- 198, Ron Gilliam vs. JMU, 9/28/85
- 195, Chris Rosier at UConn., 10/18/97
- 194, Rich Musinski vs. Delaware, 9/28/02
- 191, Rich Musinski at URI, 10/25/03
- 185, Dominique Thompson vs. UD, 12/4/04*
- 184, Chris Rosier at URI, 10/7/00
- 183, Glenn Bodnar at Colgate, 11/10/84
- 182, Dave Szydluk vs. JMU, 9/28/85
- 168, Chris Rosier at JMU, 10/28/00
- 164, Rich Musinski vs. UNH, 9/29/01
- 162, D.J. McAulay vs. Delaware, 8/30/07
- 162, Dave Conklin vs. UConn., 11/14/98
- 161, Rich Musinski at UMass, 9/1/01
- 158, Harry Mehre vs. Lehigh, 9/17/88

*NCAA Playoff Game

Scoring Drives Chart



William and Mary 2008 Scoring Drives

Opponent	Obtained	Plays	Yards	TOP	Result	Quarter	Play
N.C. State	Kickoff	8	36	3:07	FG	Third	Pate 43-yard field goal
N.C. State	Kickoff	6	71	2:04	TD	Third	McAulay 30-yard pass from Phillips
N.C. State	Interception	0	0	0:00	TD	Fourth	Cox 45-yard interception return
N.C. State	Punt	11	77	2:54	TD	Fourth	McAulay 25-yard pass from Archer
VMI	Punt	7	80	3:49	TD	First	Grimes 29-yard run
VMI	Fumble	5	61	1:40	TD	First	Varno 21-yard pass from Phillips
VMI	Punt	4	62	1:41	TD	Second	McAulay 28-yard pass from Phillips
VMI	Kickoff	7	55	1:01	FG	Second	Pate 42-yard field goal
VMI	Kickoff	2	65	0:42	TD	Third	Grimes 12-yard run
VMI	Fumble	2	31	0:37	TD	Third	Phillips 19-yard run
VMI	Kickoff	8	72	4:02	TD	Third	Mack 11-yard pass from Phillips
VMI	Downs	12	79	7:17	TD	Fourth	Schonder 11-yard run
NSU	Punt	6	74	1:43	TD	First	Grimes 38-yard run
NSU	Interception	3	28	1:24	TD	First	Grimes 20-yard pass from Phillips
NSU	Missed FG	0	0	0:12	TD	Second	Caldwell 66-yard blocked FG return
NSU	Kickoff	6	71	3:01	TD	Third	McAulay 32-yard pass from Phillips
NSU	Fumble	3	38	1:17	TD	Third	Mack 10-yard pass from Phillips
NSU	Interception	8	92	4:16	TD	Third	McAulay 22-yard pass from Phillips



The Last Time It Happened

Team

Shut out an opponent 56-0, vs. Liberty, 9/24/05
 Was shut out 0-14, at Delaware, 11/1/97
 Consecutive shutouts at Northeastern (32-0), at New Hampshire (39-0), 1995

Scored 60-69 points 63-16 at VMI, 9/8/07
 Scored 50-59 points **52 vs VMI, 9/13/08**

Consecutive 50+ games at Northeastern (53), vs. Villanova (51), 1993
 Consecutive 40+ games **vs. VMI (52) 9/13/08, vs. Norfolk State (42) 9/20/08**

Passed for 400+ yards 433, vs. Delaware, 8/30/07
 Allowed 400+ passing yards 489, at Western Michigan, 9/5/03

Passed for 300+ yards 342, at Richmond, 11/16/07
 Allowed 300+ passing yards 367, at Towson, 11/4/06

Rushed for 400+ yards 433, vs. Villanova, 10/23/99
 Allowed 400+ yards rushing 509, vs. Furman, 9/18/99

Rushed for 300+ yards **398 vs. VMI, 9/13/08**
 Rushed/Passed for 200+ yards at VMI (249 rush, 275 pass), 9/8/07

Had 600+ yds of total offense 630, at Towson, 11/4/06
 Allowed 600+ yards of total off. 638, at Western Michigan, 9/6/03

Had 500-599 yds of total offense **570, vs. VMI, 9/13/08**
 Allowed 500-599 yards total off 505, at Villanova, 10/6/07

Gained less than 100 yards total offense None post 1981
 Held opponent under 100 yards total offense 82, at Bucknell, 9/21/96

Gained less than 50 rush yards 5, at Virginia Tech, 9/22/07
 Held opponent under 50 rush yards -6, vs. Liberty, 9/24/05

Gained less than 50 pass yards 30, vs. Boston, 9/19/92
 Held opponent under 50 pass yards **25, vs. VMI, 9/13/08**

Intercepted five passes 5, vs. Pennsylvania, 10/14/95
 Had five passes intercepted 5, vs. Boston, 10/14/89

Scored a defensive touchdown **at N.C. State (Interception return), 9/6/08**
 Allowed a defensive touchdown at Virginia Tech (Punt return), 9/22/07

Scored a special teams touchdown **vs. Norfolk State (Blocked field goal return), 9/20/08**
 Allowed a special teams touchdown at Richmond (Blocked punt return), 11/16/07

Scored defensive and special teams touchdowns at Richmond, 11/21/03

Recorded a safety vs. Villanova, 11/6/04
 Surrendered a safety **vs. Norfolk State, 9/20/08**

Won in overtime (2 OT) 48-41, vs. Liberty, 9/15/07
 Lost in overtime 31-34, at James Madison, 11/16/02
 Tied an opponent 31-31, at Princeton, 9/23/89

Individual

Passed for 400+ yds 433, J. Phillips, vs. Delaware, 8/30/07
 Opponent passed for 400+ yards 450, C. Munson at Western Michigan, 9/6/03

Passed for 300+ yards 342, J. Phillips, at Richmond, 11/16/07
 Opponent passed for 300+ yards 367, S. Schaefer, at Towson, 11/4/06

Passed for 200+ yards **204, J. Phillips, vs. Norfolk State, 9/20/08**
 Opponent passed for 200+ yards **246, H. Beck, at N.C. State, 9/26/08**

Passed for 6 touchdowns S. Knight, vs. Maine, 11/6/93
 Opponent passed for 6 touchdowns C. Munson, at Western Michigan, 9/6/03

Passed for 4+ touchdowns **4, J. Phillips, vs. Norfolk State, 9/20/08**
 Opponent passed for 4+ touchdowns 4, A. Young, at Villanova, 10/6/07

Completed 30+ attempts 30, L. Campbell, vs. James Madison, 12/10/04
 Opponent completed 30+ attempts 33, S. Schaefer, at Towson, 11/4/06

QB pass/rush for 100 yards D. Corley (247 pass, 107 rush), at Villanova, 11/11/00
 Opponent QB pass/rush for 100 yards J. Eaton (128 pass, 106 rush), at Maine, 9/7/02

QB had 2 pass / 2 rush TDs L. Campbell (2 pass, 2 rush), at North Carolina, 9/4/04
 Opponent QB had 2 pass / 2 rush TDs B. Savage (2 pass, 3 rush), at Hofstra, 11/3/07

Rushed for 200+ yards 201, A. Porch, at Connecticut, 10/18/97
 Had an opponent rush for 200+ yards 244, O. Cuff, vs. Delaware, 8/30/07

Rushed for 100+ yards **180, T. Riggins, vs. VMI, 9/13/08**
 Had an opponent rush for 100+ yards **134, T. Maypray, vs. VMI, 9/13/08**

Two players rush for 100 yards T. Keen (158), D. Fitzgerald (140), vs. URI, 10/7/95
 Two opponents rush for 100 yards R. Landers (171), G. Yancey (132), vs. JMU, 11/10/07

Two players with 100 receiving yds C. Dohse (117), E. Mack (105), at Villanova, 10/6/07
 Two opponents with 100 receiving yards D. Boler (155) and J. Long (108), at UD, 10/23/04

Had 200+ yards receiving 201, E. Mack, at Richmond, 11/16/07
 Opponent had 200+ yards receiving 206, C. Adams, vs. Hofstra, 10/6/01

Had 100+ yards receiving 201, E. Mack, at Richmond, 11/16/07
 Opponent had 100+ yards receiving 105, M. Sherry, at Villanova, 10/6/07

Had 30+ carries 30, E. Brooks, vs. Villanova, 10/28/06
 Opponent had 30+ carries 34, M. Lawrence, vs. UMass, 10/27/07

Rushed for 4 touchdowns 4, E. Brooks, vs. New Hampshire, 10/8/05
 Opponent rushed for 4 touchdowns 6, O. Cuff, vs. Delaware, 8/30/07

Rushed for 3 touchdowns 3, D. Holmes, at VMI, 9/8/07
 Opponent rushed for 3 touchdowns 3, G. Yancey, vs. James Madison, 11/10/07

Had 10+ receptions 10, E. Mack, at Richmond, 11/16/07
 Opponent had 10+ receptions 11, D. Arnold, at Towson, 11/4/06

Had 3+ touchdown receptions 4, D. Thompson, at Delaware, 10/23/04
 Opponent had 3+ touchdown receptions 3, T. Hinshaw, at Central Florida, 9/23/00

Had TD Rushing/TD Receiving **J. Grimes (1 rush, 1 receiving), vs. Norfolk State, 9/20/08**
 Opponent had TD Rushing/TD Receiving B. Ore (1 rush, 1 receiving), at Virginia Tech, 9/22/07

Returned a kickoff for TD S. Cason, 92 yards, vs. New Hampshire, 10/8/05
 Had a kickoff returned for TD J. Mathis, 93 yards, vs. Hampton, 11/27/04

Returned a punt for TD M. Bobo, 69 yards, at Richmond, 11/21/03
 Had a punt returned for TD E. Royal, 60 yards, at Virginia Tech, 9/22/07

Returned a blocked punt for TD S. McDermott, 12 yards, at Rhode Island, 9/7/96
 Had a blocked punt returned for TD P. Weldon, 5 yards, at Richmond, 11/16/07

Returned a blocked field goal for TD **D. Caldwell, 66 yards, vs. Norfolk State, 9/20/08**

Blocked a field goal **A. Tracy, 50-yard attempt vs. Norfolk State, 9/20/08**
 Had a field goal blocked B. Pritchard, 37-yards, vs. Richmond, 11/18/06

Blocked a punt B. Burrow, vs. Delaware, 11/12/05
 Had a punt blocked D. Miller, at Richmond, 11/16/07

Returned a fumble for TD M. Pigram, 42 yards, vs. UMass, 10/27/07
 Had a fumble returned for TD J. Couch, 70 yards, vs. Marshall, 9/1/05

Had 2+ interceptions 2, B. Cottingham, at Richmond, 11/16/07
 Opponent had 2+ interceptions 2, P. Sturdivant, at Virginia Tech, 9/22/07

Returned an INT for TD **D. Cox (45 yards), at N.C. State, 9/6/08**
 Had an INT returned for TD B. Flowers, 49 yards, at Virginia Tech, 9/22/07

Made 4 Field Goals B. Sterba, vs. Northeastern, 10/28/01
 Opponent made 4 Field Goals M. Husted, at Virginia, 10/24/92

Made 3 Field Goals B. Pritchard, at Towson, 11/4/06
 Opponent made 3 Field Goals J. Dunlevy, at Virginia Tech, 9/22/07

Kicked a 50+ yard Field Goal 50, G. Kuehn, at Rhode Island, 9/17/05
 Opponent kicked a 50+ yard Field Goal 51, C. McCormack, vs. New Hampshire, 10/15/03

2-point run L. Campbell, vs. James Madison, 12/10/04
 Opponent 2-point run C. Cross, vs. Villanova, 11/27/01

2-point reception J. Nicholas, vs. Northeastern, 10/2/04
 Opponent 2-point reception R. Jennings, vs. Liberty, 9/15/07

Single-Game Records



Individual Records

Scoring

Most Points

36, Bill Palese vs. Bridgewater, 1931

Most Touchdowns

6, Bill Palese vs. Bridgewater, 1931

Most PATs

9, B. Pate at VMI, 2007

8, Greg Kuehn vs. Liberty, 2005

8, Greg Kuehn vs. VMI, 2002

8, Terry Regan vs. Davidson, 1972

Most Field Goals

4, Chris Dawson vs. Lehigh, 1992

4, Brian Shallcross vs. VU, 1995

4, Brett Sterba vs. Northeastern, 2000

Total Offense

Most Yards

462, Jake Phillips vs. Delaware, 2007

454, David Corley vs. Northeastern, 2000

Rushing

Rush Attempts

37, Wes Meeteer vs. Davidson, 1969

37, Troy Keen vs. Northeastern, 1994

37, Derek Fitzgerald vs. Penn, 1995

Rushing Yards

257, Phil Mosser vs. Ohio Wesl., 1970

Passing

Pass Attempts

53, Lang Campbell vs. UD, 2004

52, Mike Cook vs. UNH, 1998

Completions

35, Dave Murphy vs. Rutgers, 1983

Passing Yards

433, Jake Phillips vs. Delaware, 2007

426, David Corley vs. Northeastern, 2000

Touchdown Passes

6, Shawn Knight vs. Maine, 1993

Receiving

Receptions

13, Rich Musinski vs. URI, 2003

13, Glen Bodnar vs. Colgate, 1984

Receiving Yards

244, Dominique Thompson at UD, 2004

240, Dave Conklin vs. VMI, 1997

TD Receptions

4, Dominique Thompson at UD, 2004

4, Vito Ragazzo vs. WFU, 1949

4, Corey Ludwig vs. Maine, 1993

Sacks

3.5, Luke Cullinane vs. VU, 1996

Interceptions

4, Jack Bruce vs. Richmond, 1947

Individual Long Plays

Rush from scrimmage

95 yds, John Truehart vs. Elon, 1934

Pass Completion

87 yds, Lang Campbell to Dominique Thompson at Delaware, 2004

87 yds, Dan Henning to Tom Scott vs. Navy, 1961

Punt

77 yds, Russell Brown, 1972

77 yds, Joe Agee, 1975

77 yds, Jack Freeman, 1942

Punt Return

101 yds, Dale Worrall vs. Bridgewater, 1932

Kickoff Return

100 yds, Dick Pawlewicz vs. UVA, 1974

Run With Fumble

91 yds, Meb Davis vs. Columbia, 1926

Run with Interception

93 yds, Marvin Graham vs. Virginia Tech, 1946

Field Goal

53 yds, Steve Christie vs. ETSU, 1987

53 yds, Steve Christie vs. UVA, 1988

53 yds, Brett Sterba vs. Delaware, 2000

Team Records

Most Points Scored

95, vs. Bridgewater, 1931

Most Points Allowed

93, by Delaware, 1915

Most Yards Gained

681, vs. Richmond, 1991

Most Plays

100, vs. Virginia Tech, 1971

Rushing Yards

453, vs. Ohio Wesleyan, 1970

433, vs. Villanova, 1993

419, vs. Delaware, 1973

417, vs. Richmond, 1974

413, vs. VMI, 1993

Pass Attempts

55, vs. Virginia Tech, 1971

Pass Completions

35, vs. Rutgers, 1983

Passing Yards

498, vs. VMI, 1997

433, vs. Delaware, 2007

426, vs. Northeastern, 2000

414, vs. Miami (Ohio), 1982

412, vs. JMU, 1985

403, vs. East Carolina, 1981

First Downs

36, vs. VMI, 1991

36, vs. VMI, 1993

35, vs. Liberty, 2005

Most Interceptions

6, vs. Wake Forest, 1947

Best Defense Against the Run

-39 yds, vs. Colgate, 1988

-39 yds, vs. Villanova, 1996

-11 yds, Quantico, 1967

-6 yds, vs. Liberty, 2005

-6 yds, vs. Villanova, 1993

Best Defense Against the Pass

9 yds, vs. UMass, 1995

9 yds, vs. East Carolina, 1980

9 yds, vs. Appalachian State, 1976

10 yds, vs. Furman, 1999

11 yds, vs. VMI, 1993

Active players in bold.



Offensive Individual Career Game Highs

Quarterbacks

Jake Phillips, Sr.

Passing

Att. 43 ... (2) last at Richmond, 2007
 Cmp. 25 ... vs. Delaware, 2007
 Cmp. % 90.0 ... at Northeastern, 2005
 Yards 433 ... vs. Delaware, 2007
 Long 73 ... at Villanova, 2007
 TDs 4 ... twice, last vs. Norfolk State, 2008
 INTs 3 ... at Virginia Tech, 2007
 Sacked 7 ... at Richmond, 2007

Rushing

Att. 15 ... vs. James Madison, 2005
 Yards 57 ... vs. James Madison, 2005
 TDs 2 ... (2) last vs. Delaware, 2005
 Long 30 ... at Richmond, 2007

R. J. Archer, Jr.

Passing

Att. 7 ... at N.C. State, 2008
 Cmp. 4 ... at N.C. State, 2008
 Cmp. % N/A ... N/A
 Yards 49 ... at N.C. State, 2008
 Long 25 ... at N.C. State, 2008
 TDs 1 ... at N.C. State, 2008
 INTs 0 ... at N.C. State, 2008
 Sacked 0 ... at N.C. State, 2008

Rushing

Att. 8 ... vs. VMI, 2008
 Yards 43 ... vs. VMI, 2008
 TDs 0 ... at N.C. State, 2008
 Long 27 ... vs. VMI, 2008

Completion % - (Minimum 10 attempts)

Running Backs

DeBrian Holmes, Sr.

Rushing

Att. 23 ... vs. Liberty, 2007
 Yards 96 ... vs. Liberty, 2007
 TDs 3 ... at VMI, 2007
 Long 27 ... vs. New Hampshire, 2005

Receiving

Rec. 7 ... vs. Delaware, 2005
 Yards 52 ... vs. Delaware, 2005
 TDs 1 ... at VMI, 2005
 Long 24 ... at Towson, 2006

Courtland Marriner, So.

Rushing

Att. 21 ... vs. UMass, 2007
 Yards 107 ... at VMI, 2007
 TDs 1 ... at VMI, 2007
 Long 25 ... (2) last at Richmond, 2007

Receiving

Rec. 2 ... (3) last vs. JMU, 2007
 Yards 19 ... at Hofstra, 2007
 TD 1 ... (2) last vs. JMU, 2007
 Long 23 ... vs. JMU, 2007

Thomas Schonder, So.

Rushing

Att. 9 ... at Virginia Tech, 2007
 Yards 54 ... vs. VMI, 2008
 TDs 1 ... (2) last vs. VMI, 2008
 Long 33 ... vs. VMI, 2008

Receiving

Rec. 1 ... (2) last vs. Towson, 2007
 Yards 12 ... vs. Towson, 2007
 TDs 0
 Long 12 ... vs. Towson, 2007

Terrence Riggins, So.

Rushing

Att. 15 ... vs. VMI, 2008
 Yards 180 ... vs. VMI, 2008
 TDs 1 ... (2) last vs. JMU, 2007
 Long 53 ... vs. VMI, 2008

Receiving

Rec. 2 ... vs. JMU, 2007
 Yards 8 ... vs. JMU, 2007
 TDs 0
 Long 5 ... (2) last at N.C. State, 2008

Jonathan Grimes, Fr.

Rushing

Att. 9 ... vs. Norfolk State, 2008
 Yards 97 ... vs. VMI, 2008
 TDs 2 ... vs. VMI, 2008
 Long 39 ... vs. VMI, 2008

Receiving

Rec. 4 ... at N.C. State, 2008
 Yards 20 ... vs. Norfolk State, 2008
 TDs 1 ... vs. Norfolk State, 2008
 Long 20 ... vs. Norfolk State, 2008

Ryan Woolfolk, RFr.

Rushing

Att. 1 ... at N.C. State, 2008
 Yards 2 ... at N.C. State, 2008
 TDs 0
 Long 2 ... at N.C. State, 2008

Receiving

Rec. 1 ... at N.C. State, 2008
 Yards 3 ... at N.C. State, 2008
 TDs 0
 Long 3 ... at N.C. State, 2008

Jimmy Hobson, So. (FB)

Rushing

Att. 2 ... at VMI, 2007
 Yards 8 ... at VMI, 2007
 TDs 0
 Long 4 ... at VMI, 2007

Receiving

Rec. 0
 Yards 0
 TDs 0
 Long 0

Wide Receivers/Tight Ends

Elliott Mack, Sr. (WR)

Receiving

Rec. 10 ... at Richmond, 2007
 Yards 201 ... at Richmond, 2007
 TDs 1 ... (13) vs. Norfolk State, 2008
 Long 73 ... at Villanova, 2007

Rushing

Att. 3 ... vs. Villanova, 2006
 Yards 29 ... vs. Towson, 2005
 TDs 1 ... at Richmond, 2007
 Long 20 ... vs. Towson, 2005

Cameron Dohse, So. (WR)

Receiving

Rec. 7 ... at Maine, 2007
 Yards 123 ... at Maine, 2007
 TDs 2 ... at Maine, 2007
 Long 43 ... at Villanova, 2007

Terreon Conyers, So. (WR)

Receiving

Rec. 1 ... (2) vs. VMI, 2008
 Yards 12 ... vs. VMI, 2008
 TDs 0
 Long 12 ... vs. VMI, 2008

D.J. McAulay, Jr. (WR)

Receiving

Rec. 7 ... vs. Delaware, 2007
 Yards 162 ... vs. Delaware, 2007
 TDs 2 ... twice, last vs. Norfolk State, 2008
 Long 49 ... at Maryland, 2006

Rushing

Att. 1 ... (7) last vs. VMI, 2008
 Yards 17 ... vs. Richmond, 2006
 TDs 0
 Long 15 ... vs. Richmond, 2006

Chase Hill, So. (WR)

Receiving

Rec. 4 ... at N.C. State, 2008
 Yards 45 ... at N.C. State, 2008
 TDs 0
 Long 30 ... at N.C. State, 2008

Eric Robertson, Jr. (WR)

Receiving

Rec. 5 ... at Villanova, 2007
 Yards 56 ... at Villanova, 2007
 TDs 0
 Long 21 ... vs. UMass, 2007

Rob Varno, Jr. (TE)

Receiving

Rec. 4 ... vs. VMI, 2008
 Yards 60 ... vs. VMI, 2008
 TDs 1 ... vs. VMI, 2008
 Long 32 ... at VMI, 2007

*NCAA Playoff Game

Defensive Individual Career Game Highs



Defensive Line

Adrian Tracy, Jr. (DE)

TT 10vs. Hofstra, 2006
 UT 7at N.C. State, 2008
 AT 7vs. Richmond, 2006
 Sacks 3.0at Towson, 2006
 TFL 4.0(2) last vs. Norfolk St., 2008
 FF 1(3) last at Richmond, 2007
 FR 0
 INT 1vs. UMass, 2007
 PBU 1(4) last at N.C. State, 2008

C.J. Herbert, Jr. (DE)

TT 9at Hofstra, 2007
 UT 3at Villanova, 2007
 AT 8at Hofstra, 2007
 Sacks 1.0(2) last vs. Norfolk St., 2008
 TFL 1.5at N.C. State, 2008
 FF 1vs. Norfolk St., 2008
 FR 0
 INT 0
 PBU 2vs. Towson, 2007

Sean Lissemore, Jr. (DT)

TT 7(2) last at VMI, 2007
 UT 4at Towson, 2006
 AT 5(4) last at Hofstra, 2007
 Sacks 1.0(2) last vs. Delaware, 2007
 TFL 1.5vs. Richmond, 2006
 FF 0
 FR 0
 INT 1vs. Towson, 2007
 PBU 0

Derek Toon, So. (DT)

TT 4at Maine, 2007
 UT 2at Maine, 2007
 AT 3vs. Delaware, 2007
 Sacks 0.5at VMI, 2007
 TFL 1.0at Maine, 2007
 FF 0
 FR 0
 INT 0
 PBU 0

Michael Stover, So. (DT)

TT 5at Richmond, 2007
 UT 3vs. VMI, 2008
 AT 5at Richmond, 2007
 Sacks 0
 TFL 0.5(3) last vs. Norfolk St., 2008
 FF 0
 FR 0
 INT 0
 PBU 1vs. Norfolk St., 2008

Kyle O'Brien, So. (DT)

TT 6vs. Norfolk St., 2008
 UT 3at N.C. State, 2008
 AT 0
 Sacks 0
 TFL 0
 FF 0
 FR 0
 INT 0
 PBU 0

Harold Robertson, RFr. (DT)

TT 4vs. VMI, 2008
 UT 1vs. VMI, 2008
 AT 3vs. VMI, 2008
 Sacks 0
 TFL 0
 FF 0

FR 0
 INT 0
 PBU 0

Marcus Hyde, RFr. (DE)

TT 3vs. VMI, 2008
 UT 2vs. VMI, 2008
 AT 1(2) last vs. VMI, 2008
 Sacks 0
 TFL 0
 FF 0
 FR 0
 INT 0
 PBU 0

Ravi Pradhanang, RFr. (DE)

TT 3vs. VMI, 2008
 UT 2vs. VMI, 2008
 AT 1vs. VMI, 2008
 Sacks 0
 TFL 0
 FF 0
 FR 0
 INT 0
 PBU 0

Daniel Pulley, Jr. (DT)

TT 3vs. VMI, 2008
 UT 1vs. VMI, 2008
 AT 2vs. VMI, 2008
 Sacks 1.0vs. VMI, 2008
 TFL 1.0vs. VMI, 2008
 FF 0
 FR 0
 INT 0
 PBU 0

James Pagliaro, RFr. (DT)

TT 1(2) last vs. Norfolk St., 2008
 UT 1vs. Norfolk St., 2008
 AT 1vs. VMI, 2008
 Sacks 0
 TFL 0
 FF 0
 FR 0
 INT 0
 PBU 0

Linebackers

Josh Rutter, Sr.

TT 16at Marshall, 2005
 UT 8(2) last vs. JMU, 2007
 AT 12at Marshall, 2005
 Sacks 1.0at Virginia Tech, 2007
 TFL 1.0(8) last at N.C. State, 2008
 FF 1(2) last vs. VMI, 2008
 FR 2at VMI, 2007
 INT 1at Richmond, 2005
 PBU 1(6) last vs. VMI, 2008

Michael Pigram, Sr.

TT 14vs. UMass, 2007
 UT 10(2) last vs. UMass, 2007
 AT 8vs. Delaware, 2007
 Sacks 1.0vs. UMass, 2007
 TFL 1.0(7) last vs. UMass, 2007
 FF 2vs. Villanova, 2006
 FR 1(2), last vs. UMass, 2007
 INT 1vs. UMass, 2007
 PBU 0

Todd Reyher, Sr.

TT 5vs. VMI, 2008
 UT 3vs. VMI, 2008
 AT 2vs. VMI, 2008
 Sacks 0
 TFL 0.5(2) last at Villanova, 2007
 FF 0
 FR 0
 INT 0
 PBU 2vs. Liberty, 2005

Jake Trantin, RFr.

TT 6vs. Norfolk St., 2008
 UT 5vs. Norfolk St., 2008
 AT 2vs. VMI, 2008
 Sacks 0.5vs. VMI, 2008
 TFL 1.5vs. VMI, 2008
 FF 1vs. Norfolk St., 2008
 FR 0
 INT 0
 PBU 1(2) vs. VMI, 2008

Evan Francks, So.

TT 10at Hofstra, 2007
 UT 6at Richmond, 2007
 AT 8at Hofstra, 2007
 Sacks 1.0at VMI, 2007
 TFL 1.0(2) last vs. Norfolk St., 2008
 FF 0
 FR 1vs. VMI, 2008
 INT 0
 PBU 1at Richmond, 2007

Wes Steinman, So.

TT 5at VMI, 2007
 UT 2(3) last vs. UMass, 2007
 AT 3(4) last at N.C. State, 2008
 Sacks 1.0at VMI, 2007
 TFL 1.0(2) last at Villanova, 2007
 FF 0
 FR 0
 INT 0
 PBU 0

Defensive Backs

Derek Cox, Sr. (CB)

TT 14at Liberty, 2006
 UT 9at Liberty, 2006
 AT 5at Liberty, 2006
 Sacks 0
 TFL 2.0vs. VMI, 2008
 FF 1vs. Towson, 2005
 FR 1(2) last vs. Maine, 2006
 INT 2vs. Towson, 2007
 PBU 3(2) last vs. Towson, 2007

David Caldwell, Jr. (SS)

TT 15at VMI, 2007
 UT 10vs. Towson, 2007
 AT 10at Hofstra, 2007
 Sacks 1.0at N.C. State, 2008
 TFL 1.5at VMI, 2007
 FF 1(2) vs. VMI, 2008
 FR 0
 INT 1(2) last vs. Liberty, 2007
 PBU 1(4) last at N.C. State, 2008

Robert Livingston, Jr. (FS)

TT 10vs. Delaware, 2007
 UT 6(3) last at Hofstra, 2007
 AT 7at Richmond, 2007
 Sacks 0
 TFL 0.5(2) last at Richmond, 2007
 FF 0

FR 0

INT 1vs. Norfolk St., 2008
 PBU 4vs. Towson, 2007

David Houff, Sr. (DB)

TT 6(2) last vs. Towson, 2007
 UT 6at Towson, 2006
 AT 4at Liberty, 2006
 Sacks 0
 TFL 0
 FF 0
 FR 0
 INT 1(3) last vs. Norfolk St., 2008
 PBU 1at Towson, 2006

Michael Alvarado, So. (S)

TT 5vs. VMI, 2008
 UT 3(2) last vs. VMI, 2008
 AT 2vs. VMI, 2008
 Sacks 0
 TFL 1.0(2) last at N.C. State, 2008
 FF 0
 FR 0
 INT 0
 PBU 1at N.C. State, 2008

Terrell Wells, So. (CB)

TT 4at Virginia Tech, 2007
 UT 3vs. Towson, 2007
 AT 3at Virginia Tech, 2007
 Sacks 0
 TFL 1vs. Norfolk St., 2008
 FF 0
 FR 1vs. Delaware, 2007
 INT 0
 PBU 1at N.C. State, 2008

Sheldon Alexander, Jr.

TT 7vs. JMU, 2007
 UT 4vs. JMU, 2007
 AT 3vs. JMU, 2007
 Sacks 0
 TFL 0
 FF 0
 FR 0
 INT 0
 PBU 0

Fred Johnson, Jr. (CB)

TT 3(2) vs. Norfolk St., 2008
 UT 2at N.C. State, 2008
 AT 2vs. Norfolk St., 2008
 Sacks 0
 TFL 0
 FF 0
 FR 0
 INT 0
 PBU 3vs. Norfolk St., 2008

Ben Cottingham, So. (CB)

TT 2vs. Norfolk St., 2008
 UT 2vs. Norfolk St., 2008
 AT 1vs. VMI, 2008
 Sacks 0
 TFL 0
 FF 0
 FR 1vs. Norfolk St., 2008
 INT 1vs. Norfolk St., 2008
 PBU 0



Career Statistics

Quarterbacks

#11, Jake Phillips' Career Stats

Year	G/S	Eff.	At-Co-In	Pct.	Yds	TD	Lg	Av/G	Rush	Yds	Avg.	TD	Lg	Av/G
2005	10/6	145.8	192-123-7	64.1	1564	12	47	156.4	71	183	2.6	8	17	18.3
2006	7/5	102.6	141-70-3	49.6	763	5	46	109.0	51	67	1.3	1	13	9.6
2007	11/11	141.1	336-190-7	56.5	2801	19	73	254.6	99	192	1.9	5	30	17.5
2008	3/3	134.68	74-42-6	56.8	515	8	38	171.7	19	72	3.8	1	21	24.0
Totals	31/25	134.35	743-425-23	57.2	5643	44	73	182.0	240	514	2.1	15	30	16.6

#16, R.J. Archer's Career Stats

Year	G/S	Eff.	At-Co-In	Pct.	Yds	TD	Lg	Av/G	Rush	Yds	Avg.	TD	Lg	Av/G
2008	3/0	126.84	9-4-0	44.4	49	1	25	16.3	12	75	6.2	0	27	25.0

Running Backs

#8, DeBrian Holmes' Career Stats

Year	G/S	Att	Yds	Avg.	TD	Lg	Av/G	Rec	Yds	Avg.	TD	Lg	Av/G
2005	11/0	56	304	5.4	1	27	27.6	16	121	7.6	1	19	11.0
2006	11/0	44	225	5.1	1	25	20.5	18	110	6.1	0	24	10.0
2007	3/3	49	191	3.9	5	20	63.7	4	40	10.0	0	18	13.3
2008	1/0	6	7	1.2	0	4	7	0	0	0.0	0	0	0.0
Totals	26/3	155	727	4.7	7	27	28.0	38	271	7.1	1	24	10.4

#25, Courtland Marriner's Career Stats

Year	G/S	Att	Yds	Avg.	TD	Lg	Av/G	Rec	Yds	Avg.	TD	Lg	Av/G
2007	9/7	115	518	4.5	1	25	57.6	10	22	2.2	2	23	2.4
2008	1/0	6	4	0.7	0	4	4.0	1	12	12.0	0	12	12.0
Totals	10/7	121	522	4.3	1	25	52.2	11	34	3.1	2	23	3.4

#33, Thomas Schonder's Career Stats

Year	G/S	Att	Yds	Avg.	TD	Lg	Av/G	Rec	Yds	Avg.	TD	Lg	Av/G
2007	10/0	35	143	4.1	1	29	14.3	2	16	8	0	12	1.6
2008	1/0	7	54	7.7	1	33	54	0	0	0	0	0	0.0
Totals	11/0	42	197	4.7	2	33	17.9	2	16	8	0	12	1.5

#23, Terrence Riggins' Career Stats

Year	G/S	Att	Yds	Avg.	TD	Lg	Av/G	Rec	Yds	Avg.	TD	Lg	Av/G
2007	3/0	19	61	3.2	2	21	20.3	2	8	4	0	5	2.7
2008	3/3	31	261	8.4	0	53	87.0	1	5	5.0	0	5	1.7
Totals	6/3	50	322	6.4	2	53	53.7	3	13	4.3	0	5	2.2

#43, Jimmy Hoboson's Career Stats

Year	G/S	Att	Yds	Avg.	TD	Lg	Av/G	Rec	Yds	Avg.	TD	Lg	Av/G
2007	10/0	2	8	4.0	0	4	0.8	0	0	0.0	0	0	0.0

#34, Jonathan Grimes' Career Stats

Year	G/S	Att	Yds	Avg.	TD	Lg	Av/G	Rec	Yds	Avg.	TD	Lg	Av/G
2008	3/0	22	199	9.0	3	39	66.0	8	40	5.0	1	20	13.3

#28, Ryan Woolfolk Career Stats

Year	G/S	Att	Yds	Avg.	TD	Lg	Av/G	Rec	Yds	Avg.	TD	Lg	Av/G
2008	1/0	1	2	2.0	0	2	2.0	1	3	3.0	0	3	3.0

Wide Receivers/Tight Ends

#2, Elliott Mack's Career Stats

Year	G/S	Rec	Yds	Avg.	TD	Lg	Av/G	Rush	Yds	Avg.	TD	Lg	Av/G
2005	10/1	21	371	17.7	4	47	37.1	2	21	10.5	0	29	2.1
2006	10/3	20	225	11.2	2	32	22.5	7	61	8.7	0	27	6.1
2007	11/9	46	849	18.5	5	73	77.2	6	34	2.3	1	19	1.3
2008	3/3	8	105	13.1	2	38	35.0	0	0	0	0	0	0
Totals	34/16	95	1550	16.3	13	73	45.6	15	117	7.8	1	29	3.5

#4, D.J. McAulay's Career Stats

Year	G/S	Rec	Yds	Avg.	TD	Lg	Av/G	Rush	Yds	Avg.	TD	Lg	Av/G
2005	9/0	2	49	24.5	0	39	5.4	1	-4	-4.0	0	0	-0.4
2006	8/3	21	307	14.6	2	49	38.4	4	39	9.8	0	27	6.1
2007	1/1	7	162	23.1	1	40	162.0	1	6	6.0	0	6	6.0
2008	3/3	11	222	20.2	5	32	74.0	1	5	5.0	0	5	2.5
Totals	21/7	41	740	18.0	8	49	35.2	7	46	6.6	0	27	2.3

#89, Eric Robertson's Career Stats

Year	G/S	Rec	Yds	Avg.	TD	Lg	Av/G	Rush	Yds	Avg.	TD	Lg	Av/G
2006	4/0	0	0	0.0	0	0	0.0	0	0	0.0	0	0	0.0
2007	9/0	7	90	12.9	0	21	10.0	0	0	0.0	0	0	0.0
Totals	13/0	7	90	12.9	0	21	6.9	0	0	0.0	0	0	0.0

#81, Cameron Dohse's Career Stats

Year	G/S	Rec	Yds	Avg.	TD	Lg	Av/G	Rush	Yds	Avg.	TD	Lg	Av/G
2007	11/9	31	557	18.0	5	43	50.6	0	0	0.0	0	0	0.0

#88, Terreon Conyers' Career Stats

Year	G/S	Rec	Yds	Avg.	TD	Lg	Av/G	Rush	Yds	Avg.	TD	Lg	Av/G
2007	2/0	1	7	7.0	0	7	3.5	0	0	0.0	0	0	0.0
2008	2/0	1	12	12.0	0	12	6.0	0	0	0.0	0	0	0.0
Totals	4/0	2	19	9.5	0	12	4.8	0	0	0.0	0	0	0.0

#15, Chase Hill's Career Stats

Year	G/S	Rec	Yds	Avg.	TD	Lg	Av/G	Rush	Yds	Avg.	TD	Lg	Av/G
2008	2/2	7	67	9.6	0	30	33.5	0	0	0.0	0	0	0.0

#98, Rob Varno's Career Stats

Year	G/S	Rec	Yds	Avg.	TD	Lg	Av/G
2006	11/0	0	0	0.0	0	0	0.0
2007	11/0	11	115	10.5	0	32	10.5
2008	3/3	8	98	12.3	1	21	32.7
Totals	25/3	19	213	11.2	0	32	8.5



GAME	William & Mary 24 N.C. State 34
1	Sept. 6, 2008 Carter-Finley Stadium • Raleigh, N.C.

GAME	William & Mary 52 VMI 17
2	Sept. 13, 2008 Zable Stadium • Williamsburg, Va.

RALEIGH, N.C. (9/6/08) -- William and Mary outscored North Carolina State, 24-20, in the second half but fell to the Wolfpack in its season opener, 34-24.

Junior wide receiver D.J. McAulay led the Tribe with a pair of touchdown grabs and finished the evening with a game-high six catches for 99 yards, while senior all-conference cornerback Derek Cox also provided a score with a 45-yard interception return for a touchdown.

As a unit, the Tribe defense limited N.C. State to just 67 yards on the ground and held the Wolfpack to just 11 first downs.

A interception by senior safety David Houff on the games initial series put the Tribe inside NCSU's 20 yard line, but W&M was unable to put any points up when freshman running back Jonathan Grimes lost a fumble.

Although the College trailed 14-0 at the half, W&M outgained NCSU in total yards, 103-79, and controlled the time of possession by more than three minutes. Additionally, the Tribe defense surrendered just three first downs, all of which occurred on the Wolfpack's final possession of the half.

The Tribe put up its first points of the game on the initial series of the second half when junior Brian Pate connected on a 43-yard field goal. Senior quarterback Jake Phillips completed 3-of-4 passes on the drive and had a pair of rushes for 14 yards to help set up the score.

Following a NCSU touchdown, W&M answered with a six-play, 77-yard drive that culminated in a 30-yard touchdown strike from Jake Phillips to McAulay.

While NCSU extended its lead to 34-10, W&M scored a pair of touchdowns late in the fourth quarter as Derek Cox returned an interception 45 yards for a score and backup quarterback R.J. Archer found McAulay open in the end zone during the final minute of play.

	1	2	3	4	Final
William and Mary	0	0	10	14	24
N.C. State	7	7	7	13	34

Scoring Summary

Qtr	Team	Score	Time
1st	NCSU	Brown 3 run (Czajkowski kick)	3:59
2nd	NCSU	Williams 22 pass from Beck (Czajkowski kick)	0:34
3rd	W&M	Pate 43 field goal	11:47
3rd	NCSU	Bryan 1 pass from Beck (Czajkowski kick)	5:18
3rd	W&M	McAulay 30 pass from Phillips (Czajkowski kick)	3:08
4th	NCSU	Czajkowski 39 field goal	14:54
4th	NCSU	Czajkowski 33 field goal	13:29
4th	NCSU	Underwood 10 run (Czajkowski kick)	7:48
4th	W&M	Cox 45 INT return	5:56
4th	W&M	McAulay 25 pass from Archer	0:20

	W&M	NCSU
First Downs	16	11
Rushes - Yards	33-115	30-67
Att-Cmp-Int	37-19-2	36-21-2
Pass Yards	188	258
Total Offense	303	325
Total Plays	70	66
Fumbles - Lost	3-2	1-0
3rd Down Conv.	5-17	2-16
Penalties - Yards	3-15	7-58
Sacks by - Yards	2-19	3-25
Time of Possession	29:56	30:04

Rushing - W&M: Riggins 12-51, Grimes 8-30, Archer 3-26, Phillips 9-6, Woolfolk 1-2. **NCSU:** Brown 17-43 (TD), Underwood 9-29 (TD), Beck 2-6, Team 1-<1>, Evans 1-<10>.

Passing - W&M: Phillips 30-15-2, 139 (TD), Archer 7-4-0, 49 (TD). **NCSU:** Beck 25-17-1 (2TD), Evans 11-4-1.

Receiving - W&M: McAulay 6-99 (2TD), Hill 4-45, Grimes 4-5, Varno 3-31, Riggins 1-5, Woolfolk 1-3. **NCSU:** Spencer 5-82, Bryan 5-41 (TD), Graham 3-78, James 2-9, Brown 2-9, Williams 1-22 (TD), Underwood 1-10, Gentry 1-5, Kushner 1-2).

Defense - W&M: Tracy 8 (7 solo, sack, TFL, PBU), Rutter 8 (5 solo, TFL), Caldwell 7 (4 solo, sack, TFL, PBU), Cox 5 (INT for TD, PBU), Pigram 5 (0.5 TFL), Alvarado 4 (TFL, PBU), Herbert 4 (1.5 TFL), Stover 3 (0.5 TFL), Steinman (0.5 TFL), Houff 2 (INT), Trantin 2 (TFL, PBU).

Attendance: 56,694; **Time:** 3:15; **Weather:** 81, Partly Cloudy

WILLIAMSBURG, Va. (9/13/08) -- The Tribe earned its 23rd consecutive victory against Virginia Military Institute with a 52-17 win in its home opener at Zable Stadium.

W&M piled up 570 yards of total offense, including 398 yards on the ground. Additionally, the College's defense limited the Keydets to just 25 yards passing and 13 first downs.

Sophomore running back Terrence Riggins led W&M's ground attack with a career-high 180 yards on 15 carries (12.0 yards per rush), while true freshman running back Jonathan Grimes scored a pair of touchdowns and rushed for 97 yards on five carries (19.4 yards per rush).

Senior quarterback Jake Phillips threw for three touchdowns and finished the contest completing 13 of his 18 passes for a game-high 172 yards. The Warm Springs, Va., native also accounted for a rushing touchdown and totaled 49 yards on the ground on four carries.

Junior tight end Rob Varno, senior wide receiver Elliott Mack and junior wide out D.J. McAulay all hauled in a touchdown receptions for the Tribe.

After turning the ball over on its first two possessions, the Tribe scored the contest's initial points when Grimes earned his first-career touchdown with a 29-yard run late in the first quarter.

Following a VMI turnover, Phillips completed a 21-yard touchdown pass to Varno in the right side of the end zone that put W&M ahead, 14-0, with 13:28 showing in the second quarter.

Both teams added field goals late in the first half.

The Tribe put the game away with a pair of touchdowns in the opening 1:26 of the second half, as Grimes scored on a 12-yard scamper and Phillips recorded a 19-yard touchdown run.

W&M's final two scores came via an 11-yard touchdown pass from Phillips to Mack and an 11-yard touchdown run by sophomore running back Tom Schonder late in the fourth quarter.

	1	2	3	4	Final
VMI	0	3	14	0	17
William and Mary	7	17	21	7	52

Scoring Summary

Qtr	Team	Score	Time
1st	W&M	Grimes 29 run (Pate kick)	1:51
2nd	W&M	Varno 21 pass from Phillips (Pate Kick)	13:28
2nd	W&M	McAulay 28 pass from Phillips (Pate Kick)	7:27
2nd	VMI	Stevens 38 field goal	1:01
2nd	W&M	Pate 42 field goal	0:01
3rd	W&M	Grimes 12 run (Pate kick)	14:18
3rd	W&M	Phillips 19 run (Pate kick)	13:34
3rd	VMI	Maypray 64 run (Stevens kick)	11:10
3rd	VMI	Hughes 6 run (Stevens kick)	7:31
3rd	W&M	Mack 11 pass from Phillips (Pate kick)	3:29
4th	W&M	Schonder 11 run (Pate kick)	2:04

	VMI	W&M
First Downs	13	30
Rushes - Yards	57-262	41-398
Att-Cmp-Int	6-3-0	20-13-2
Pass Yards	25	172
Total Offense	287	570
Total Plays	63	61
Fumbles - Lost	3-2	2-2
3rd Down Conv.	7-16	5-7
Penalties - Yards	9-74	8-80
Sacks by - Yards	1-5	2-17
Time of Possession	33:10	26:50

Rushing - W&M: Riggins 15-180, Grimes 5-97 (2TD), Schonder 7-54 (TD), Phillips 4-49 (TD), Archer 8-43, McAulay 1-5. **VMI:** Maypray 26-157 (TD), Abegesah 11-52, Itoka 6-37, Collins 3-25, Hughes 6-19 (TD), Jones 2-6, Rainey-Wiles 1-3.

Passing - W&M: Phillips 18-13-2, 172 (3TD), Archer 2-0-0, 0. **VMI:** Maypray 2-2-0, Hughes 4-1-0.

Receiving - W&M: Varno 4-60 (TD), Mack 4-42 (TD), McAulay 2-43 (TD), Grimes 2-15, Conyers 1-12. **VMI:** Maypray 1-12, Abegesah 1-8, Rainey-Wiles 1-5.

Defense - W&M: Caldwell 10 (TFL, FF, FR), Cox 6 (5 solo, 2.0 TFL), Rutter 6 (FF, PBU), Trantin 4 (1.5 TFL, 0.5 sack, PBU, Tracy 4 (0.5 sack), Pulley 3 (sack), Franks 2 (FR).

Attendance: 10,624; **Time:** 2:43; **Weather:** 91, Clear



2007 Results

GAME	<h2>William & Mary 42</h2> <h2>Norfolk State 12</h2>
3	
Sept. 20, 2008 Zable Stadium • Williamsburg, Va.	

WILLIAMSBURG, Va. (9/20/08) -- Senior all-conference quarterback Jake Phillips threw four touchdown passes and the William and Mary defensive unit forced five turnovers to power the Tribe to a 42-12 victory against Norfolk State on Sept. 20 in front of 10,152 fans at Zable Stadium.

True freshman running back Jonathan Grimes scored a pair of touchdowns for the second consecutive week, rushing for one and collecting a reception for the other score.

Junior wide out D.J. McAulay hauled in two touchdown receptions and finished the contest with three catches for a game-high 80 yards. Senior returning all-conference wide receiver Elliott Mack also had a touchdown reception and registered four catches for 63 yards.

In addition to causing five turnovers, the College's defensive unit limited the Spartans to just 219 total yards (3.1 yards per play), including just 97 through the air. Additionally, W&M held NSU to just 11 first downs and allowed just three third-down conversions on 18 attempts.

After forcing the Spartans to a three-and-out on the contest's opening possession, the Tribe marched 74 yards on six plays for a touchdown to take an early 7-0 lead. Sophomore Terrence Riggins began the series with a 17-yard run and Grimes later punctuated the scoring drive with a 38-yard touchdown run down the left sideline.

After NSU got on the scoreboard with a field goal later in the quarter, W&M answered with a touchdown when Grimes scored on a 20-yard pass from Phillips to go ahead, 14-3.

W&M increased its lead in the final minute of the first half when junior David Caldwell returned a blocked 50-yard field goal attempt 66 yards for a touchdown.

McAulay and Mack hauled in touchdown passes from Phillips during the first part of the third quarter to help push W&M's lead to 35-3.

The Tribe added its final score later in the quarter when Phillips hit McAulay on a 22-yard touchdown pass.

	1	2	3	4	Final
Norfolk State	3	0	7	2	12
William and Mary	14	7	21	0	42

Scoring Summary

Qtr	Team	Score	Time
1st	W&M	Grimes 38 run (Pate kick)	11:25
1st	NSU	Castellat 45 field goal	7:47
1st	W&M	Grimes 20 pass from Phillips (Miller kick)	4:05
2nd	W&M	Caldwell 66 blocked field goal return (Miller kick)	0:25
3rd	W&M	McAulay 32 pass from Phillips (Miller kick)	11:59
3rd	W&M	Mack 10 pass from Phillips (Miller kick)	8:59
3rd	NSU	Branche 1 run (Castellat kick)	5:58
3rd	W&M	McAulay 22 pass from Phillips (Miller kick)	1:03
4th	NSU	Hammond safety	12:50

	NSU	W&M
First Downs	11	17
Rushes - Yards	34-122	33-133
Att-Cmp-Int	36-14-4	26-14-2
Pass Yards	97	204
Total Offense	219	337
Total Plays	70	59
Fumbles - Lost	2-1	1-1
3rd Down Conv.	3-18	5-12
Penalties - Yards	12-115	6-56
Sacks by - Yards	2-4	3-17
Time of Possession	32:35	27:25

Rushing - W&M: Grimes 9-71 (TD), Riggins 4-30, Phillips 6-17, Holmes 6-7, Archer 1-6, Marriner 6-4. **NSU:** Brown 11-62, Hedgeman 10-31, Branche 12-30 (TD), Cotton 1-1.

Passing - W&M: Phillips 26-14-2, 204 (4TD). **NSU:** Brown 32-13-3, 94, Merritt 4-1-1, 3.

Receiving - W&M: Mack 4-63 (TD), McAulay 3-80 (2TD), Hill 3-22, Grimes 2-20 (TD), Marriner 1-12, Varno 1-7. **NSU:** Johnson 5-28, Walker 3-34, Hayden 2-16, Childress 2-4, Branche 1-9, Hedgeman 1-6.

Defense - W&M: Tracy 6 (4 TFL, 1.5 sacks, blk), Trantin 6 (5 solo, FF), Pigram 6, O'Brien 6, Cox 4 (Int, PBU), Houff 3 (Int), Johnson 3 (3 PBU), Cottingham 2 (Int, FR), Herbert 2 (FF, TFL), Livingston (Int).

Attendance: 10,152; **Time:** 2:58; **Weather:** 70, Cool and Cloudy

2008 William and Mary Football
W&M Overall Team Statistics (as of Sep 29, 2008)
All games

TEAM STATISTICS	W&M	OPP
SCORING.....	118	63
Points Per Game.....	39.3	21.0
FIRST DOWNS.....	63	35
Rushing.....	31	19
Passing.....	26	14
Penalty.....	6	2
RUSHING YARDAGE.....	646	451
Yards gained rushing.....	740	562
Yards lost rushing.....	94	111
Rushing Attempts.....	107	121
Average Per Rush.....	6.0	3.7
Average Per Game.....	215.3	150.3
TDs Rushing.....	5	5
PASSING YARDAGE.....	564	380
Att-Comp-Int.....	83-46-6	78-38-6
Average Per Pass.....	6.8	4.9
Average Per Catch.....	12.3	10.0
Average Per Game.....	188.0	126.7
TDs Passing.....	9	2
TOTAL OFFENSE.....	1210	831
Total Plays.....	190	199
Average Per Play.....	6.4	4.2
Average Per Game.....	403.3	277.0
KICK RETURNS: #-YARDS.....	12-272	19-328
PUNT RETURNS: #-YARDS.....	10-51	5-65
INT RETURNS: #-YARDS.....	6-117	6-53
KICK RETURN AVERAGE.....	22.7	17.3
PUNT RETURN AVERAGE.....	5.1	13.0
INT RETURN AVERAGE.....	19.5	8.8
FUMBLES-LOST.....	6-5	6-3
PENALTIES-YARDS.....	17-151	28-247
Average Per Game.....	50.3	82.3
PUNTS-YARDS.....	14-566	21-870
Average Per Punt.....	40.4	41.4
Net punt average.....	35.8	39.0
TIME OF POSSESSION/GAME.....	28:04	31:56
3RD-DOWN CONVERSIONS.....	15/36	12/50
3rd-Down Pct.....	42%	24%
4TH-DOWN CONVERSIONS.....	0/2	3/5
4th-Down Pct.....	0%	60%
SACKS BY-YARDS.....	7-53	6-34
MISC YARDS.....	0	13
TOUCHDOWNS SCORED.....	16	7
FIELD GOALS-ATTEMPTS.....	2-2	4-6
PAT-ATTEMPTS.....	16-16	7-7
ATTENDANCE.....	20776	56694
Games/Avg Per Game.....	2/10388	1/56694
Neutral Site Games.....		0/0

SCORE BY QUARTERS	1st	2nd	3rd	4th	Total
W&M.....	21	24	52	21	- 118
Opponents.....	10	10	28	15	- 63

2008 William and Mary Football
W&M Overall Individual Statistics (as of Sep 29, 2008)
All games

RUSHING	GP	Att	Gain	Loss	Net	Avg	TD	Long	Avg/G
T. Riggins	3	31	263	2	261	8.4	0	53	87.0
Jonathan Grimes	3	22	199	1	198	9.0	3	39	66.0
R.J. Archer	3	12	87	12	75	6.2	0	27	25.0
Jake Phillips	3	19	106	34	72	3.8	1	21	24.0
Thomas Schonder	2	7	59	5	54	7.7	1	33	27.0
DeBrian Holmes	1	6	11	4	7	1.2	0	4	7.0
D.J. McAulay	3	1	5	0	5	5.0	0	5	1.7
C. Marriner	1	6	8	4	4	0.7	0	3	4.0
Ryan Woolfolk	2	1	2	0	2	2.0	0	2	1.0
TEAM	2	2	0	32	-32	-16.0	0	0	-16.0
Total.....	3	107	740	94	646	6.0	5	53	215.3
Opponents.....	3	121	562	111	451	3.7	5	64	150.3

PASSING	GP	Effc	Att-Cmp-Int	Pct	Yds	TD	Lng	Avg/G
Jake Phillips	3	134.68	74-42-6	56.8	515	8	38	171.7
R.J. Archer	3	126.84	9-4-0	44.4	49	1	25	16.3
Total.....	3	133.83	83-46-6	55.4	564	9	38	188.0
Opponents.....	3	82.72	78-38-6	48.7	380	2	47	126.7

RECEIVING	GP	No.	Yds	Avg	TD	Long	Avg/G
D.J. McAulay	3	11	222	20.2	5	32	74.0
Elliott Mack	3	8	105	13.1	2	38	35.0
Rob Varno	3	8	98	12.2	1	21	32.7
Jonathan Grimes	3	8	40	5.0	1	20	13.3
Chase Hill	2	7	67	9.6	0	30	33.5
C. Marriner	1	1	12	12.0	0	12	12.0
Terreon Conyers	3	1	12	12.0	0	12	4.0
T. Riggins	3	1	5	5.0	0	5	1.7
Ryan Woolfolk	2	1	3	3.0	0	3	1.5
Total.....	3	46	564	12.3	9	38	188.0
Opponents.....	3	38	380	10.0	2	47	126.7

PUNT RETURNS	No.	Yds	Avg	TD	Long
Derek Cox	5	16	3.2	0	16
Elliott Mack	5	35	7.0	0	14
Total.....	10	51	5.1	0	16
Opponents.....	5	65	13.0	0	18

INTERCEPTIONS	No.	Yds	Avg	TD	Long
David Houff	2	32	16.0	0	28
Derek Cox	2	79	39.5	1	45
Ben Cottingham	1	6	6.0	0	6
R. Livingston	1	0	0.0	0	0
Total.....	6	117	19.5	1	45
Opponents.....	6	53	8.8	0	24

KICK RETURNS	No.	Yds	Avg	TD	Long
David Caldwell	6	138	23.0	0	29
Elliott Mack	2	33	16.5	0	18
Jonathan Grimes	2	56	28.0	0	32
Terrell Wells	2	45	22.5	0	26
Total.....	12	272	22.7	0	32
Opponents.....	19	328	17.3	0	38

FUMBLE RETURNS	No.	Yds	Avg	TD	Long
David Caldwell	0	0	0.0	1	0
Total.....	0	0	0.0	1	0
Opponents.....	1	13	13.0	0	13

2008 William and Mary Football
W&M Overall Individual Statistics (as of Sep 29, 2008)
All games

|----- PATs -----|

SCORING	TD	FGs	Kick	Rush	Rcv	Pass	DXP	Saf	Points
D.J. McAulay	5	0-0	0-0	0-0	0	0-0	0	0	30
Jonathan Grimes	4	0-0	0-0	0-0	0	0-0	0	0	24
Brian Pate	0	2-2	11-11	0-0	0	0-0	0	0	17
Elliott Mack	2	0-0	0-0	0-0	0	0-0	0	0	12
Jake Phillips	1	0-0	0-0	0-0	0	0-0	0	0	6
Rob Varno	1	0-0	0-0	0-0	0	0-0	0	0	6
David Caldwell	1	0-0	0-0	0-0	0	0-0	0	0	6
Derek Cox	1	0-0	0-0	0-0	0	0-0	0	0	6
Thomas Schonder	1	0-0	0-0	0-0	0	0-0	0	0	6
David Miller	0	0-0	5-5	0-0	0	0-0	0	0	5
Total.....	16	2-2	16-16	0-0	0	0-0	0	0	118
Opponents.....	7	4-6	7-7	0-0	0	0-0	0	1	63

TOTAL OFFENSE	G	Plays	Rush	Pass	Total	Avg/G
Jake Phillips	3	93	72	515	587	195.7
T. Riggins	3	31	261	0	261	87.0
Jonathan Grimes	3	22	198	0	198	66.0
R.J. Archer	3	21	75	49	124	41.3
Thomas Schonder	2	7	54	0	54	27.0
DeBrian Holmes	1	6	7	0	7	7.0
D.J. McAulay	3	1	5	0	5	1.7
C. Marriner	1	6	4	0	4	4.0
Ryan Woolfolk	2	1	2	0	2	1.0
TEAM	2	2	-32	0	-32	-16.0
Total.....	3	190	646	564	1210	403.3
Opponents.....	3	199	451	380	831	277.0

FIELD GOALS	FGM-FGA	Pct	01-19	20-29	30-39	40-49	50-99	Lg	Blk
Brian Pate	2-2	100.0	0-0	0-0	0-0	2-2	0-0	43	0

FG SEQUENCE	W&M	OPPONENTS
NC State	(43)	(39), (33)
VMI	(42)	(38), 43
Norfolk State	-	(45), 50

Numbers in (parentheses) indicate field goal was made.

PUNTING	No.	Yds	Avg	Long	TB	FC	I20	Blkd
David Miller	14	566	40.4	58	4	2	3	0
Total.....	14	566	40.4	58	4	2	3	0
Opponents.....	21	870	41.4	62	1	3	5	0

KICKOFFS	No.	Yds	Avg	TB	OB	Retn	Net	YdLn
Brian Pate	14	823	58.8	1	0			
David Miller	6	328	54.7	0	0			
Total.....	20	1151	57.5	1	0	348	40.2	29
Opponents.....	14	891	63.6	2	0	312	41.4	28

2008 William and Mary Football
W&M Overall Individual Statistics (as of Sep 29, 2008)
All games

ALL PURPOSE	G	Rush	Rec	PR	KOR	IR	Tot	Avg/G
Jonathan Grimes	3	198	40	0	56	0	294	98.0
T. Riggins	3	261	5	0	0	0	266	88.7
D.J. McAulay	3	5	222	0	0	0	227	75.7
Elliott Mack	3	0	105	35	33	0	173	57.7
David Caldwell	3	0	0	0	138	0	138	46.0
Rob Varno	3	0	98	0	0	0	98	32.7
Derek Cox	3	0	0	16	0	79	95	31.7
R.J. Archer	3	75	0	0	0	0	75	25.0
Jake Phillips	3	72	0	0	0	0	72	24.0
Chase Hill	2	0	67	0	0	0	67	33.5
Thomas Schonder	2	54	0	0	0	0	54	27.0
Terrell Wells	3	0	0	0	45	0	45	15.0
David Houff	3	0	0	0	0	32	32	10.7
C. Marriner	1	4	12	0	0	0	16	16.0
Terreon Conyers	3	0	12	0	0	0	12	4.0
DeBrian Holmes	1	7	0	0	0	0	7	7.0
Ben Cottingham	3	0	0	0	0	6	6	2.0
Ryan Woolfolk	2	2	3	0	0	0	5	2.5
TEAM	2	-32	0	0	0	0	-32	-16.0
Total.....	3	646	564	51	272	117	1650	550.0
Opponents.....	3	451	380	65	328	53	1277	425.7

2008 William and Mary Football
W&M Overall Defensive Statistics (as of Sep 29, 2008)
All games

DEFENSIVE LEADERS	-----Tackles-----				-Sacks-		---Pass Def---			-Fumbles-		Blkd	
	GP	Solo	Ast	Total	TFL/Yds	No-Yds	Int-Yds	BrUp	QBH	Rcv-Yds	FF	Kick	Saf
6 David Caldwell	3	12	10	22	2.0-11	1.0-9	.	1	.	1-0	1	.	.
44 Josh Rutter	3	11	8	19	1.0-6	.	.	1	.	.	1	.	.
97 Adrian Tracy	3	11	7	18	5.5-25	3.0-22	.	1	3	.	.	1	.
37 Derek Cox	3	12	3	15	2.0-8	.	2-79	2
5 Michael Pigram	3	6	7	13	0.5-0	.	.	.	1
32 Jake Trantin	3	8	4	12	2.5-8	0.5-4	.	2	.	.	1	.	.
26 M. Alvarado	3	8	3	11	1.0-3	.	.	1
40 Kyle O'Brien	3	7	3	10
95 C.J. Herbert	3	5	4	9	2.5-11	1.0-6	.	.	1	.	1	.	.
92 Michael Stover	3	5	4	9	1.0-2	.	.	1
93 Sean Lissemore	3	2	6	8	0.5-3	0.5-3
42 Fred Johnson	3	4	4	8	.	.	.	3
22 David Houff	3	7	.	7	.	.	2-32
50 Todd Reyher	3	4	2	6
99 H. Robertson	3	1	5	6
21 Evan Francks	3	3	2	5	1.0-2	1-0	.	.	.
52 Marcus Hyde	3	3	2	5
24 Ben Cottingham	3	3	1	4	.	.	1-6	.	.	1-0	.	.	.
48 Wes Steinman	1	.	3	3	0.5-3
94 R. Pradhanang	1	2	1	3
38 Terrell Wells	3	3	.	3	1.0-1	.	.	1
96 Daniel Pulley	3	1	2	3	1.0-9	1.0-9
36 Nick Downey	2	.	3	3
68 James Pagliaro	2	1	1	2
2 Elliott Mack	3	1	.	1
11 Jake Phillips	3	1	.	1
41 S. Alexander	3	.	1	1
15 Chase Hill	2	1	.	1
66 Derek Toon	3	1	.	1
56 C.J. Muse	3	1	.	1
23 T. Riggins	3	1	.	1
17 R. Livingston	1	1-0
Total.....	3	125	86	211	22-92	7-53	6-117	13	5	3-0	4	1	.
Opponents.....	3	113	84	197	17-57	6-34	6-53	9	4	5-13	4	.	1

2008 William and Mary Football
W&M Combined Team Statistics (as of Sep 29, 2008)
All games

RECORD:	OVERALL	HOME	AWAY	NEUTRAL
ALL GAMES.....	(2-1-0)	(2-0-0)	(0-1-0)	(0-0-0)
CONFERENCE.....	(0-0-0)	(0-0-0)	(0-0-0)	(0-0-0)
NON-CONFERENCE.....	(2-1-0)	(2-0-0)	(0-1-0)	(0-0-0)

DATE	OPPONENT	W/L	SCORE	ATTEND
Sep 06, 2008	at NC State	L	24-34	56694
Sep 13, 2008	VMI	W	52-17	10624
Sep 20, 2008	NORFOLK STATE	W	42-12	10152

* denotes conference game

RUSHING	GP	Att	Gain	Loss	Net	Avg	TD	Long	Avg/G
T. Riggins	3	31	263	2	261	8.4	0	53	87.0
Jonathan Grimes	3	22	199	1	198	9.0	3	39	66.0
R.J. Archer	3	12	87	12	75	6.2	0	27	25.0
Jake Phillips	3	19	106	34	72	3.8	1	21	24.0
Thomas Schonder	2	7	59	5	54	7.7	1	33	27.0
DeBrian Holmes	1	6	11	4	7	1.2	0	4	7.0
D.J. McAulay	3	1	5	0	5	5.0	0	5	1.7
C. Marriner	1	6	8	4	4	0.7	0	3	4.0
Ryan Woolfolk	2	1	2	0	2	2.0	0	2	1.0
TEAM	2	2	0	32	-32	-16.0	0	0	-16.0
Total.....	3	107	740	94	646	6.0	5	53	215.3
Opponents.....	3	121	562	111	451	3.7	5	64	150.3

PASSING	GP	Effic	Att-Cmp-Int	Pct	Yds	TD	Lng	Avg/G
Jake Phillips	3	134.68	74-42-6	56.8	515	8	38	171.7
R.J. Archer	3	126.84	9-4-0	44.4	49	1	25	16.3
Total.....	3	133.83	83-46-6	55.4	564	9	38	188.0
Opponents.....	3	82.72	78-38-6	48.7	380	2	47	126.7

RECEIVING	GP	No.	Yds	Avg	TD	Long	Avg/G
D.J. McAulay	3	11	222	20.2	5	32	74.0
Elliott Mack	3	8	105	13.1	2	38	35.0
Rob Varno	3	8	98	12.2	1	21	32.7
Jonathan Grimes	3	8	40	5.0	1	20	13.3
Chase Hill	2	7	67	9.6	0	30	33.5
Terreon Conyers	3	1	12	12.0	0	12	4.0
C. Marriner	1	1	12	12.0	0	12	12.0
T. Riggins	3	1	5	5.0	0	5	1.7
Ryan Woolfolk	2	1	3	3.0	0	3	1.5
Total.....	3	46	564	12.3	9	38	188.0
Opponents.....	3	38	380	10.0	2	47	126.7

FIELD GOALS	FGM-FGA	Pct	01-19	20-29	30-39	40-49	50-99	Lg	Blk
Brian Pate	2-2	100.0	0-0	0-0	0-0	2-2	0-0	43	0

SCORING	TD	FGs	PATs					Saf	Points
			Kick	Rush	Rcv	Pass	DXP		
D.J. McAulay	5	0-0	0-0	0-0	0	0-0	0	0	30
Jonathan Grimes	4	0-0	0-0	0-0	0	0-0	0	0	24
Brian Pate	0	2-2	11-11	0-0	0	0-0	0	0	17
Elliott Mack	2	0-0	0-0	0-0	0	0-0	0	0	12
David Caldwell	1	0-0	0-0	0-0	0	0-0	0	0	6
Derek Cox	1	0-0	0-0	0-0	0	0-0	0	0	6
Thomas Schonder	1	0-0	0-0	0-0	0	0-0	0	0	6
Rob Varno	1	0-0	0-0	0-0	0	0-0	0	0	6
Jake Phillips	1	0-0	0-0	0-0	0	0-0	0	0	6
David Miller	0	0-0	5-5	0-0	0	0-0	0	0	5
Total.....	16	2-2	16-16	0-0	0	0-0	0	0	118
Opponents.....	7	4-6	7-7	0-0	0	0-0	0	1	63

SCORE BY QUARTERS	1st	2nd	3rd	4th	Total
W&M.....	21	24	52	21	118
Opponents.....	10	10	28	15	63

TOTAL OFFENSE	G	Plays	Rush	Pass	Total	Avg/G
Jake Phillips	3	93	72	515	587	195.7
T. Riggins	3	31	261	0	261	87.0
Jonathan Grimes	3	22	198	0	198	66.0
R.J. Archer	3	21	75	49	124	41.3
Thomas Schonder	2	7	54	0	54	27.0
Total.....	3	190	646	564	1210	403.3

TEAM STATISTICS	W&M	OPP
FIRST DOWNS.....	63	35
Rushing.....	31	19
Passing.....	26	14
Penalty.....	6	2
RUSHING YARDAGE.....	646	451
Yards gained rushing...	740	562
Yards lost rushing....	94	111
Rushing Attempts.....	107	121
Average Per Rush.....	6.0	3.7
Average Per Game.....	215.3	150.3
TDs Rushing.....	5	5
PASSING YARDAGE.....	564	380
Att-Comp-Int.....	83-46-6	78-38-6
Average Per Pass.....	6.8	4.9
Average Per Catch.....	12.3	10.0
Average Per Game.....	188.0	126.7
TDs Passing.....	9	2
TOTAL OFFENSE.....	1210	831
Total Plays.....	190	199
Average Per Play.....	6.4	4.2
Average Per Game.....	403.3	277.0
KICK RETURNS: #-YARDS....	12-272	19-328
PUNT RETURNS: #-YARDS....	10-51	5-65
INT RETURNS: #-YARDS....	6-117	6-53
FUMBLES-LOST.....	6-5	6-3
PENALTIES-YARDS.....	17-151	28-247
PUNTS-AVG.....	14-40.4	21-41.4
TIME OF POSSESSION/GAME..	28:04	31:56
3RD-DOWN CONVERSIONS....	15/36	12/50
4TH-DOWN CONVERSIONS....	0/2	3/5

INTERCEPTIONS	No.	Yds	Avg	TD	Long
David Houff	2	32	16.0	0	28
Derek Cox	2	79	39.5	1	45
Ben Cottingham	1	6	6.0	0	6
R. Livingston	1	0	0.0	0	0
Total.....	6	117	19.5	1	45
Opponents.....	6	53	8.8	0	24

PUNTING	No.	Yds	Avg	Long	TB	FC	I20	Blkd
David Miller	14	566	40.4	58	4	2	3	0
Total.....	14	566	40.4	58	4	2	3	0
Opponents.....	21	870	41.4	62	1	3	5	0

PUNT RETURNS	No.	Yds	Avg	TD	Long
Elliott Mack	5	35	7.0	0	14
Derek Cox	5	16	3.2	0	16
Total.....	10	51	5.1	0	16
Opponents.....	5	65	13.0	0	18

KICK RETURNS	No.	Yds	Avg	TD	Long
David Caldwell	6	138	23.0	0	29
Elliott Mack	2	33	16.5	0	18
Terrell Wells	2	45	22.5	0	26
Jonathan Grimes	2	56	28.0	0	32
Total.....	12	272	22.7	0	32
Opponents.....	19	328	17.3	0	38

ALL PURPOSE	G	Rush	Rec	PR	KOR	IR	Tot	Avg/G
Jonathan Grimes	3	198	40	0	56	0	294	98.0
T. Riggins	3	261	5	0	0	0	266	88.7
D.J. McAulay	3	5	222	0	0	0	227	75.7
Elliott Mack	3	0	105	35	33	0	173	57.7
David Caldwell	3	0	0	0	138	0	138	46.0
Total.....	3	646	564	51	272	117	1650	550.0
Opponents.....	3	451	380	65	328	53	1277	425.7

2008 William and Mary Football
W&M Game Results (as of Sep 29, 2008)
All games

Date	Opponent	Score	Overall Record	Conference Record	Time	Attend
----	-----	-----	-----	-----	----	-----
Sep 06, 2008	at NC State	24-34 L	0- 1- 0	0- 0- 0	3:15	56694
Sep 13, 2008	VMI	W 52-17	1- 1- 0	0- 0- 0	2:43	10624
Sep 20, 2008	NORFOLK STATE	W 42-12	2- 1- 0	0- 0- 0	2:58	10152

* indicates conference game

2008 William and Mary Football
W&M Team Game-by-Game (as of Sep 29, 2008)
All games

TEAM

Date	Opponent	---RUSHING---				--RECEIVING--				-----PASSING-----				---KICK RET---				---PUNT RET---				All		
		No.	Yds	TD	Lg	No.	Yds	TD	Lg	Att	Cmp	Int	Yds	TD	Lg	No	Yds	TD	Lg	No	Yds		TD	Lg
Sep 06, 2008	at NC State.....	33	115	0	13	19	188	2	30	37-	19-	2	188	2	30	6	118	0	26	4	0	0	1	494
Sep 13, 2008	VMI.....	41	398	4	53	13	172	3	28	20-	13-	2	172	3	28	3	65	0	24	3	14	0	16	649
Sep 20, 2008	NORFOLK STATE.....	33	133	1	38	14	204	4	38	26-	14-	2	204	4	38	3	89	0	32	3	37	0	14	507
Totals.....		107	646	5	53	46	564	9	38	83-	46-	6	564	9	38	12	272	0	32	10	51	0	16	1650
Opponent.....		121	451	5	64	38	380	2	47	78-	38-	6	380	2	47	19	328	0	38	5	65	0	18	1277

Games played: 3
Avg per rush: 6.0
Avg per catch: 12.3
Pass efficiency: 133.83
Kick ret avg: 22.7
Punt ret avg: 5.1
All purpose avg/game: 550.0
Total offense avg/gm: 403.3

Date	Opponent	-----TACKLES-----			-SACKS-		-FUMBLE-			Pass Blkd			-Kicks--XPTS-				Pts					
		Solo	Ast	Total	TFL	Yds	No	Yds	FF	FR	Yds	Int	Yds	QBH	Brk	Kick		Att	Mad	Run	Rcv	Saf
Sep 06, 2008	at NC State.....	40	26	66	8.0	-38	2.0	-19	0	0-0	2	-73	3	6	0	3	-3	0	0	0	0	24
Sep 13, 2008	VMI.....	43	38	81	6.0	-30	2.0	-17	2	2-0	0	0-0	0	2	0	7	-7	0	0	0	52	
Sep 20, 2008	NORFOLK STATE.....	42	22	64	8.0	-24	3.0	-17	2	1-0	4	-44	2	5	1	6	-6	0	0	0	42	
Totals.....		125	86	211	22.0	-92	7.0	-53	4	3-0	6	-117	5	13	1	16	-16	0	0	0	118	
Opponent.....		113	84	197	17.0	-57	6.0	-34	4	5-13	6	-53	4	9	0	7	-7	0	0	1	63	

Date	Opponent	-----PUNTING-----							--FIELD GOALS--				-----KICKOFFS-----					
		No	Yds	Avg	Long	Blkd	TB	FC	50+	I20	Att	Made	Lg	Blkd	No	Yds	Avg	TB
Sep 06, 2008	at NC State.....	9	408	45.3	58	0	3	0	4	2	1-1	43	0	4	247	61.8	1	0
Sep 13, 2008	VMI.....	0	0	0.0	0	0	0	0	0	0	1-1	42	0	8	465	58.1	0	0
Sep 20, 2008	NORFOLK STATE.....	5	158	31.6	35	0	1	2	0	1	0-0	0	0	8	439	54.9	0	0
Totals.....		14	566	40.4	58	0	4	2	4	3	2-2	43	0	20	1151	57.5	1	0
Opponent.....		21	870	41.4	62	0	1	3	3	5	6-4	45	1	14	891	63.6	2	0