



2008 WILLIAM & MARY TRIBE FOOTBALL GAME NOTES



**William and Mary
Tribe
(1-1, 0-0 CAA)**

Vs.



**Norfolk State
Spartans
(2-1, 1-0 MEAC)**

Game Day Information

WILLIAM AND MARY "TRIBE" (1-1, 0-0 CAA) vs. Norfolk State "SPARTANS" (2-1, 1-0 MEAC)

Kickoff: 7 p.m., Saturday, Sept. 20, 2008

Site: Zable Stadium (12,259, FieldTurf)

Radio: 6:30 p.m. - Tribe Football Radio Network, including www.TribeAthletics.com (See next page)

All-Time Series: W&M leads, 2-0; W&M leads series in Williamsburg, 2-0

Last Meeting: W&M won, 28-15, on Sept. 14, 1985 in Williamsburg, Va.

Head Coaches: Jimmye Laycock (183-135-2/29th season); Pete Adrian (54-55-1/11th season; 18-18/4th season at NSU)

First and 10

After earning a 52-17 victory in its home opener last week, William and Mary will look for its second consecutive win when it hosts Norfolk State this Saturday at 7 p.m. The contest will mark the third all-time meeting between the Spartans and W&M, as the Tribe won the previous two games 27-13 (9/3/77) and 28-15 (9/14/85). In the triumph versus the Keydets last weekend, W&M piled up 570 yards of total offense, including 398 yards on the ground. Additionally, the College's defense limited the Keydets to just 25 yards passing and 13 first downs. Sophomore running back Terrence Riggins led W&M's ground attack with a career-high 180 yards on 15 carries (12.0 yards per rush), while true freshman running back Jonathan Grimes scored a pair of touchdowns and rushed for 97 yards on five carries (19.4 yards per rush). With 115.5 rushing yards per game, Riggins ranks third in the conference and 12th in the nation. As a team, W&M currently leads the CAA and ranks ninth nationally in total offense (436.5 ypg), while it ranks sixth in the country in rushing offense (256.5 ypg). Norfolk State enters Saturday's game with a 2-1 record after earning a 27-21 win against N.C. A&T in its conference opener last weekend. The Spartans rank 17th nationally in total defense, allowing just 279.0 ypg.

2008 Tribe Schedule

Date	Opponent	Score/Time
Sept. 6	at N.C. State	L, 34-24
Sept. 13	VMI	W, 52-17
Sept. 20	NORFOLK STATE	7 p.m.
Oct. 4	VILLANOVA*	1 p.m.
Oct. 11	at New Hampshire*	Noon
Oct. 18	at Delaware*	Noon
Oct. 25	RHODE ISLAND*	1 p.m.
Nov. 1	at Towson*	Noon
Nov. 8	NORTHEASTERN*	7 p.m.
Nov. 15	at James Madison*	6 p.m.
Nov. 22	RICHMOND*	Noon

*CAA conference game

2008 Spartan Schedule

Date	Opponent	Score/Time
Aug. 30	VIRGINIA STATE	W, 47-7
Sept. 6	at Kentucky	L, 38-3
Sept. 13	NORTH CAROLINA A&T*	W, 27-21
Sept. 20	at William and Mary	7 p.m.
Sept. 27	at Bethune-Cookman*	4 p.m.
Oct. 11	at South Carolina State*	1:30 p.m.
Oct. 18	at Hampton*	1 p.m.
Oct. 25	FLORIDA A&M*	1 p.m.
Nov. 1	at Howard*	1 p.m.
Nov. 8	MORGAN STATE*	1 p.m.
Nov. 15	DELAWARE STATE*	1 p.m.
Nov. 22	at Winston-Salem State	1:30 p.m.

*MEAC game



www.tribeathletics.com/gameday.html

Table of Contents

Media Information	2
W&M Football Radio Network	2
W&M Sports Information Staff	2
Projected Depth Chart and Start Chart	3
This Week's Opponent: Norfolk State	4
Tale of the Tape	4
W&M Football Quick Facts	5
W&M Football Game Notes	5
The Tribe in 2008	6
Scouting the 2008 Opponents	6
CAA Football Information	7
National Rankings	8
Tribe Football Record Watch	9-10
2008 W&M Quarterback Club Awards	11
Senior Profile: DeBrihan Holmes	12
Head Coach Jimmye Laycock	13
W&M Football Rosters	14-15
Season Game-By-Game Starters	16
Tribe in the Red Zone	16
W&M Single-Game Highs	17
Opponent Single-Game Highs	18
Long Plays of the Season	18
Top Offensive Performances	19
Scoring Drives Chart	20
The Last Time It Happened	21
W&M Single-Game Records	22
Individual Career-Highs	23
Career Statistics	25
2008 Game-By-Game Results	26
2008 Season Statistics	27



MEDIA INFORMATION

W&M Media Relations Staff

Pete Clawson (Primary Football Contact)
Assistant A.D., Media Relations
(O) 757-221-3369 (E) pmclaw@wm.edu

Rob Turner (Secondary Football Contact)
Associate Sports Information Director
(O) 757-221-3370 (E) rrtturn@wm.edu

Kris Sears (Associate SID)
(O) 757-221-3368 (E) kasear@wm.edu

Jake Skipper (Associate SID)
(O) 757-221-3344 (E) jcskip@wm.edu

Scott Burns (Intern)
(O) 757-221-3344 (E) sburns@wm.edu

Zable Stadium Press Box Phone: 757-221-3414

Sports Information Fax: 757-221-3412

Web Site: www.TribeAthletics.com

Mailing Address:

751 Ukrop Way
Williamsburg, VA 23185

Weekly CAA Football Coaches Call

Every Monday beginning Aug. 25 CAA football coaches will participate in teleconferences for the media from 10:00-12:10 (EST). Each coach will have a 10-minute slot to discuss his team and answer questions from the media. Members of the media are strongly encouraged to participate in the questioning. For the access number and password contact Scott Meyer in the CAA office at (804) 754-1616, x20.

- 10:00 CAA football update
- 10:10 Mike London, Richmond
- 10:20 Jimmye Laycock, William & Mary
- 10:30 Andy Talley, Villanova
- 10:40 Rocky Hager, Northeastern
- 10:50 Mickey Matthews, James Madison
- 11:00 Jack Cosgrove, Maine
- 11:10 Don Brown, Massachusetts
- 11:20 Darren Rizzi, Rhode Island
- 11:30 K.C. Keeler, Delaware
- 11:40 Sean McDonnell, New Hampshire
- 11:50 Dave Cohen, Hofstra
- 12:00 Gordy Combs, Towson

CAA Football Press Box Phone Numbers

Delaware	302-831-6199/302-831-2186
Hofstra	516-463-5247
James Madison	540-568-6521
Maine	207-581-1049
Massachusetts	413-545-3550
New Hampshire	603-862-2585
Northeastern	617-566-5956
Rhode Island	401-874-4616
Richmond	804-355-6110
Towson	410-704-3102
Villanova	610-519-5290
William and Mary	757-221-3414

Interviews

All requests for interviews must be directed through the Sports Information Office. Players are available Monday morning until noon Thursday. Please call either Pete Clawson, or Rob Turner, with interview requests.

Weekly Press Conference

A press conference with head coach Jimmye Laycock will be held every Tuesday at noon at the Hospitality House in Williamsburg. Lunch is served around noon, followed by opening remarks and a question and answer session with Coach Laycock. Interviews with selected players will follow the luncheon. Please confirm your attendance with Pete Clawson in the Sports Information Office at least 24 hours in advance.

Game Credentials

Please make all press and photo requests at least one week in advance. Tickets and parking passes can be mailed with one week's notice. If not, tickets can be picked up, with proper credentials, at the Will Call Window at Zable Stadium on the morning of the game. ****PARKING PASSES CANNOT BE LEFT AT WILL CALL****

Press Parking

Parking for members of the working press is available just southeast of Zable Stadium in front of the University Center. Parking is limited and media members are encouraged to arrive early.

Photographers

Please observe the NCAA rules, which prohibit photographers between the 25 yard lines.

Press Box Services

Located atop the East grandstand of Zable Stadium at Cary field, the press box officially opens two hours prior to kickoff. Pregame notes, flip cards and programs will be available prior to the start. Complete halftime statistics, as well as final team and individual statistics, are available immediately following the game.

Radio

Visiting radio lines may be rented by non-conference opponents through the Sports Information Office at a cost of \$75 per line. The radio booth for the visiting team is located at the south end of the press box on the lower level. Radio stations should make arrangements with the Sports Information Office at least a month in advance. Requests for the line will be honored on a first-come, first-served basis.

Visiting Film Crews

Space will be allotted in the West Press Box for film and video crews of visiting teams' coaches' shows. We will provide two spots per team.

Post-Game Procedures

Head coach Jimmye Laycock and the visiting coach will be available about 10 minutes after the game in an interview area located in the Laycock Football Center.. Individual W&M players' names should be given to Pete Clawson during the fourth quarter and they will be made available in the interview room.

The William and Mary Football Radio Network

The W&M Athletics Department is in its third year of a partnership for the Tribe Radio Network with local stations, 92.3 FM "The Tide" and 107.9 FM "WBACH", as the network's Co-Flagships.

The partnership provides the College with solid coverage of the peninsula, as the station's combined footprint reaches from eastern areas of Richmond to the western parts of Norfolk. Tribe fans in Richmond will also be able to catch the action on 1450AM WCLM, which returns for its fourth season as an affiliate. Also, as usual, long-standing network member WBRG, AM 1050 of Lynchburg is back to carry all the action for 2007.

In addition to the radio coverage, all broadcasts can be heard live on the web at www.TribeAthletics.com, free of charge.

The College's long-standing broadcast team of team of Jay Colley and Bob Sheeran remain in place to deliver all the action of Tribe football over the airwaves.

William and Mary Radio Network Affiliates

"The Tide"	92.3 FM	Williamsburg
WBACH	107.9 FM	Williamsburg
WBRG	1050 AM	Lynchburg
WCLM	1450 AM	Richmond



DEPTH CHART



Offensive Depth Chart: Norfolk State Game

Pos.	No.	Name	Elg.	Ht.	Wt.	Notes
WR	2	Elliott Mack	SR	6-0	195	Had four catches for 42 yards with a TD vs. VMI
	15	Chase Hill	SO	6-2	192	Did not play vs. VMI
WR	4	D.J. McAulay	JR	5-11	180	Caught a TD pass vs. VMI; leads team with three TD receptions
	81	Cameron Dohse	SO	6-0	177	Had 31 catches for 557 yards and five TDs in '07
TE/HB	98	Rob Varno	JR	6-5	218	Ranks second on the team with seven catches for 91 yds
	86	Alex Gottlieb	FR	6-3	230	Earned first collegiate action vs. VMI
LT	77	Jake Marcey	RFR	6-4	308	Earned first career start at N.C. State
	62	Thomas McCutcheon	JR	6-5	325	Earned playing time as a reserve
LG	66	Derek Toon	SO	6-3	278	Earned first career start at LG against VMI
	63	Chris Sutton	RFR	6-2	267	Saw first collegiate playing time against VMI
C	53	Luke Hiteshew	SR	6-1	304	Started last 13 games; team's strongest lineman
	75	Eric O'Brien	SR	6-1	270	Earned playing time as a reserve in both games this season
RG	56	C.J. Muse	JR	6-4	315	Started the last 15 games
	57	Mike Schrift	RFR	6-2	286	Looking for first collegiate playing time
RT	72	Keith Hill	SO	6-4	315	Started both games this season
	67	Kyle Allison	SO	6-2	300	Earned playing time as a reserve in both games this season
QB	11	Jake Phillips	SR	6-3	209	Threw for three TDs and rushed for another vs. VMI
	16	R.J. Archer	JR	6-2	218	Rushed for 43 yds on eight carries against VMI
RB	43	Jimmy Hobson	SO	5-11	226	Earned playing time in both games this season
	28	Ryan Woolfolk	RFR	5-11	192	Had one carry for two yds at N.C. State
TB	23	Terrence Riggins	SO	6-1	234	Rushed for a 180 yds vs. VMI; ranks 12th nationally with 115.5 ypg
	34	Jonathan Grimes	FR	5-10	206	Rushed for 97 yds on five carries with two TDs vs. VMI

Defensive Depth Chart: Norfolk State Game

Pos.	No.	Name	Elg.	Ht.	Wt.	Notes
DE	97	Adrian Tracy	JR	6-4	244	Leads team with 1.5 sacks
	52	Marcus Hyde	RFR	6-3	223	Recorded three tackles against VMI
DT	93	Sean Lissimore	JR	6-4	274	Had five tackles against VMI
	96	Daniel Pulley	SR	6-3	272	Posted first career sack vs. VMI
DT	99	Harold Robertson	RFR	6-0	290	Made four tackles against VMI
	40	Kyle O'Brien	SO	6-0	246	Registered one tackle vs. VMI
DE	95	C.J. Herbert	JR	6-3	264	QB Club Defensive P.O.W. following NCSU game; had 1.5 sacks
	94	Ravi Pradhanang	FR	6-3	253	Totaled three tackles against VMI
MLB	44	Josh Rutter	SR	6-3	222	Ranks second on team with 14 tackles; had a FF vs. VMI
	50	Todd Reyher	SR	6-0	218	Totaled a career-high five tackles against VMI
WLB	5	Michael Pigram	SR	5-10	219	Tallied five tackles and 0.5 TFL at NCSU
	21	Evan Francks	SO	5-11	212	Recovered a fumble vs. VMI
SLB	32	Jake Trantin	RFR	6-1	232	Recorded first career half sack against VMI
	48	Wes Steinman	SO	6-2	226	Totaled three tackles with 0.5 TFL at N.C. State
CB	24	Ben Cottingham	SO	5-9	163	Had one solo tackle at N.C. State
	38	Terrell Wells	SO	5-10	180	Made one solo stop in both of the first two games
SS	6	David Caldwell	JR	5-11	213	Registered 10 tackles with a TFL, FF and FR against VMI
	22	David Houff	SR	6-1	199	Made second career INT on first series at NCSU
FS	26	Michael Alvarado	SO	6-0	194	Had five tackles vs. VMI
	41	Sheldon Alexander	JR	6-1	205	Saw action as a reserve at N.C. State
CB	37	Derek Cox	SR	6-1	186	Posted 2.0 TFL and six tackles against VMI
	42	Fred Johnson	JR	6-1	190	Made two tackles vs. VMI

Special Teams Depth Chart: Norfolk State Game

Pos.	No.	Name	Elg.	Ht.	Wt.	Notes
KR	6	David Caldwell	JR	5-11	213	Leads team with 81 return yds
	38	Terrell Wells	SO	5-10	180	Averaging 22.5 yds per return
PR	2	Elliott Mack	SR	6-0	195	Fielded two punts for -2 yds
	37	Derek Cox	SR	6-1	186	Returned five punts for 16 yds
PK/KO	80	Brian Pate	JR	5-9	175	2-for-2 on FG attempts this season, both longer than 40 yds
	87	David Miller	SO	6-0	180	W&M's punter
P	87	David Miller	SO	6-0	180	Ranks fifth nationally with 45.3 yds per punt
	80	Brian Pate	JR	5-9	175	W&M's place-kicker
H	16	R.J. Archer	JR	6-2	218	Returns as team's starting place-holder
	7	Mike Callahan	SO	5-11	190	Reserve quarterback
LS	15	Chase Hill	SO	6-2	192	First year as starting long-snapper
	75	Eric O'Brien	SR	6-1	270	Reserve center
SS	56	C.J. Muse	JR	6-4	315	Handled short-snap duties last season
	57	Mike Schrift	RF	6-2	286	Reserve offensive lineman

Start Chart

Offense	2008	Streak	Career
Hiteshew (C)	2	13	22
Phillips (QB)	2	13	18
Archer (WR)	-	-	16
Mack (WR)	2	9	16
Muse (RG)	2	15	15
Grant (LG)	1	--	12
Dohse (WR)	1	1	10
Marriner (TB)	-	-	7
McAulay (WR)	2	2	6
Holmes (TB)	-	-	3
Hill Jr. (RT)	2	3	3
Varno (TE)	2	2	2
Marcey (LT)	2	2	2
Riggins (TB)	2	2	2
Hill (WR)	1	-	1
Toon (OL)	1	1	1

Defense	2008	Streak	Career
Rutter (ILB)	2	13	27
Cox (CB)	2	13	25
Herbert (DT)	2	24	24
Tracy (DE)	2	24	24
Pigram (OLB)	2	2	21
Caldwell (SS)	2	14	14
Livingston (FS)	-	-	11
Lissimore (DT)	2	6	12
Houff (S)	-	-	4
Robertson (DT)	2	2	2
Trantin (OLB)	2	2	2
Cottingham (CB)	2	2	2
Alvarado (FS)	2	2	2
Alexander (S)	-	-	1
Stover (DT)	-	-	1

Longest Active Streaks

C.J. Herbert (DT)	24
Adrian Tracy (DE)	24
C.J. Muse (RG)	15
David Caldwell (SS)	14
Derek Cox (CB)	13
Luke Hiteshew (C)	13
Jake Phillips (QB)	13
Josh Rutter (ILB)	13
Elliott Mack (WR)	9
Sean Lissimore (DT)	6
Keith Hill, Jr. (RT)	3

Most Career Starts (Active)

Josh Rutter (ILB)	27
Derek Cox (CB)	25
C.J. Herbert (DT)	24
Adrian Tracy (DE)	24
Luke Hiteshew (C)	22
Michael Pigram (OLB)	21
Jake Phillips (QB)	18
R.J. Archer (WR)	16



This Week's Opponent

Norfolk State Offensive Depth Chart

LT	66	Andy Ramer	SR	6-4	283
	78	Kendall Noble	RFR	6-4	280
LG	76	Jamien Banks	SR	6-4	280
	60	Jerome Johnson	SR	6-0	300
C	63	Brandon Nance	SR	6-2	290
	66	Andy Ramer	SR	6-4	283
RG	75	Markece Preston	SO	6-3	320
	63	Brandon Nance	SR	6-2	290
RT	64	Calton Ford	SO	6-4	275
	71	Ryan Hathaway	RFR	6-5	290
TE	40	Sherron Childress	SO	6-2	220
	81	Donald Alexander	SR	6-6	225
QB	10	Dennis Brown	JR	6-3	202
	4	Dexter Merritt	RFR	6-2	185
RB	3	DeAngelo Branche	SO	5-11	200
	22	Takeem Hedgeman	FR	5-10	195
FB	44	Tommy Moore	SO	5-11	250
	39	Josh Alford	RFR	5-10	235
WR	11	Jamar Johnson	SR	6-4	220
	16	Darryl Dickerson	SO	5-11	195
WR	19	Dario Walker	SR	5-8	165
	17	Jeremy Wicker	SO	5-11	180

Norfolk State Defensive Depth Chart

DT	1	Dennis Marsh	SR	6-5	300
	98	Deon Norris	JR	6-4	260
NG	95	Ray Jennings	JR	6-0	305
	99	Josh Turner	RFR	6-0	300
DT	51	A.J. Harris	SR	6-0	250
	96	Nick Lennartz	FRF	6-1	290
OLB	48	Donte' Hodge	SR	6-2	219
	58	Hasan Craig	SO	6-2	225
OLB	52	Jason Dent	SR	6-2	235
	90	Lamont Thorpe	SO	6-3	235
or	92	Shane Moore	SO	6-1	275
ILB	5	Mike Alphonse	JR	6-0	230
	34	Corwin Hammond	RFR	6-1	220
ILB	31	Anthony Taylor	SO	6-0	225
	50	Shawn Childress	JR	6-2	240
CB	27	Don Carey	SR	6-1	180
	8	Vince Hicks	SR	5-10	175
SS	21	Josh Anderson	SR	5-8	180
	33	Dwight Fluker-Berry	SO	6-1	205
FS	9	Terrell Whitehead	JR	6-2	200
	24	Justin Griffin	SR	5-10	180
CB	18	Jamie Short	JR	6-1	180
	43	Marcus Cooperwood	FR	5-10	170

Norfolk State Special Teams Depth Chart

K	47	Justin Castellat	JR	6-1	170
	15	Ryan Estep	RFR	5-10	165
P	38	Billy Rudd	RFR	5-9	165
	47	Justin Castellat	JR	6-1	170
H	15	Ryan Estep	RFR	5-10	165
LS	45	Stephen Coffin	SO	6-3	240
	84	Marcus Dodson	SO	6-2	245
KOR	17	Jeremy Wicker	SO	5-11	190
	33	Dwight Fluker-Berry	SO	6-1	205
PR	17	Jeremy Wicker	SO	5-11	190
	19	Dario Walker	SR	5-8	165

Tale of the Tape

		Tribe vs. Spartans			
Pos.	W&M	NSU	Pos.	W&M	NSU
WR & TE	6-1/198	6-0/185	DB	1	0
OF Backs	6-1/223	6-1/222	LB	1	0
OL & TE	6-4/290	6-2/285	DL	1	0
DL	6-3/268	6-3/278	OL/TE	1	0
LB	6-1/224	6-0/217	OF Backs	1	0
DB	5-11/189	6-1/202	WR/TE	1	0

*Averages reflect those of starters only.

All-Time Series With Norfolk State

Series Record: W&M leads, 2-0

Series Record in Williamsburg: W&M leads, 2-0

Series Record in Norfolk: 0-0

First Meeting: Sept. 3, 1977; W&M won, 27-13, in Williamsburg

Series Meetings

Year	Date	Result	NSU Score	W&M Score	Location
1977	Sept. 3	Won	13	27	Williamsburg, Va.
1985	Sept. 14	Won	15	28	Williamsburg, Va.

Norfolk State Series Notes

A Win vs. Norfolk State Would ...

- Mark the second straight season W&M has begun the year with a 2-1 record
- Mark the first time W&M has won back-to-back games since defeating VMI (9/8/07) and Liberty (9/15/07) last season
- Improve the Tribe's record at home to 2-0
- Mark the first time W&M has opened its home slate 2-0 since 2005
- Improve W&M's all-time record vs. Norfolk State to 3-0
- Improve W&M's all-time record vs. MEAC teams to 6-0
- Improve to 15-9 versus in-state foes during the last five seasons

Brief History

Despite their campuses being less 50 miles apart, William and Mary and Norfolk State have met just twice. The Tribe earned a 27-13 victory in the programs' initial meeting during the 1977 season, while W&M was also victorious in the last matchup, 28-15, during the 1985 season. Both contests were held in Williamsburg.

W&M vs. The MEAC Conference

W&M enters Saturday's contest with a 5-0 mark against teams from the MEAC Conference. In addition to defeating Norfolk State twice, the Tribe has also beaten Hampton on three occasions. The Tribe's last contest versus a MEAC team came against Hampton in the opening round of the 2004 NCAA Playoffs, as the College prevailed, 42-35.

The Last Meeting

WILLIAMSBURG, Va. (9/14/85) -- William and Mary quarterback Stan Yagiello threw three touchdowns and registered 345 yards passing as the Tribe earned a 28-15 victory against Norfolk State in its '85 season opener.


Wide receiver Ron Gillam also had a tremendous afternoon for the College, as he hauled in three touchdown catches and 10 receptions for 111 yards. Michael Clemons provided the special teams highlight when he returned a kickoff 94 yards for a touchdown to begin the second half.

Defensively, Calvin Trivers recorded 11 total tackles with an interception and a sack. Todd Leeson (13), Greg Wharton (12) and Don Pearce (11) also tallied double-digit tack totals.

After neither team put any points up during the first quarter, the Tribe took a 7-0 lead when Yagiello connected with Gillam for a 14-yard TD pass. Yagiello threw for 86 yards on the 10-play, 96-yard drive.

After Clemons returned the opening kickoff of the second half for a touchdown, Yagiello found Gillam in the end zone once again to put W&M ahead, 21-0, with 5:26 remaining in the third quarter.

While Norfolk State narrowed the margin to 21-7 with a touchdown early in the third quarter, the Green and Gold answered on the ensuing possession when Yagiello and Gillam hooked up for another touchdown. Yagiello completed 6-of-7 passes for 86 yards on the scoring drive.



Stan Yagiello threw three touchdown passes in W&M's last meeting against Norfolk State, a 28-15 win in Williamsburg in 1985.

	1	2	3	4	Final
Norfolk State	0	0	0	15	15
William and Mary	0	7	14	7	28



Team Notes

Crowded

By attracting 10,624 fans for the season opener, the College has now placed five-digit crowds in five of its last six home games (the lone exception was the 9,400 the team drew for its contest with Liberty last season).

The College ended the 2007 season averaging, 10,699 fans per contest, which was the highest figure for the program since the 1997 season (when the College readjusted its capacity figure for Zable from 15,000 to 13,279 – then reduced further to its current 12,259). It was the second consecutive year the squad had re-set the record under the new configuration.

Did You See That?

In addition to the new-look uniforms that feature Tribe players' names, fans of the College noticed another change during the 2008 home opener last weekend with in-game replays on the state-of-the art scoreboard at Zable Stadium.

The Last Time...

William & Mary played on October 20th was during the 2003 season. The Tribe fell to No. 4 Northeastern in Boston, 48-14.

One Tough Conference

The Colonial Athletic Association Football Conference currently has five teams ranked among the nation's top 10 in both the Sports Network and Coaches Poll (Richmond #2/3, James Madison #5/5, Delaware #6/6, Massachusetts #9/9 and New Hampshire #10/10). Additionally, Villanova is ranked 19th in both polls.

Tribe Talk

New for Tribe fans this season is the online streaming broadcast of W&M Football Head Coach Jimmie Laycock's weekly radio show, sponsored by Prudential McCardle Realty and Chesapeake Bank. The broadcast is aired locally on Williamsburg WBACH 107.9 FM on Thursdays at 12:30 p.m. The online broadcast can be heard by visiting TribeAthletics.com and clicking on the Coach's Show link. Fans in the area are encouraged to attend, as the event takes place on the spacious back porch at The Backfin Restaurant. The Backfin is located on 3701 Strawberry Plains Rd, Williamsburg, VA (757-565-5430).

Offensive Notes

Atop the CAA

The College's 436.5 yards per game of total offense finds itself atop the CAA through two games. In the first two games, the Tribe has put together 513 yards of rushing and 360 passing yards for a total of 873 yards of total offense.

Through two games, William & Mary sits second in rushing yards per game in the CAA, averaging 256.5 rushing yards per game.

Chart Climbing

Phillips enters Saturday's action against Norfolk State with a career total of 5,439 passing yards, the seventh-highest mark in school history. He is now only 266 yards shy of Shawn Knight's sixth-place career total of 5,705 yards (1991-94).

Phillips has amassed 40 touchdown passes for his career, which is good for the seventh position on the Tribe's all-time list. He sits just four TD connections away from passing all-time Tribe great Chris Hake (1988-91) into the school's sixth position.

In terms of total offense, his 5,936 career yards ranks him seventh in school history. He needs 472 total yards to move into the No. 6 position (past Knight's total of 6,408 yards).

After his performances against N.C. State and VMI, Phillips has moved up the record board and now ranks sixth on the school's all-time pass completions (411) and seventh in passing attempts (717).

(See Phillips' progress on the career chart listings on page 9)

Getting in a Groove

After throwing interceptions on two of his first three passes against VMI, Phillips settled down and threw nine consecutive pass completions for 126 yards and two touchdowns.

He ended the evening with 172 yards and three TDs, completing 13 of his 18 attempts. The returning all-conference signal caller also rushed for an additional score and 49 yards.

Did You Know

Last season Phillips ended the year with 24 total touchdowns (19 passing/five rushing) and his average of 13.09 points responsible for a contest ranked 20th nationally. For his career, he has now produced 55 total scores (40 passing, 15 rushing) in 30 appearances (or an average of nearly two touchdowns per appearance – 1.8, to be specific).

Running Back Duo

Sophomore running back Terrance Riggins and true freshman Jonathan Grimes find themselves in the top 10 in the CAA for rushing yards. Riggins, averaging 115.5 yards per game, sits third in the conference, while Grimes, with 63.5 yards per game, sits ninth on the CAA stat sheet and is the only freshman among the league's top 10 rushers.

Statistical Breakdown

	W&M	NSU
SCORING	76	77
<i>Points per Game</i>	38.0	25.7
FIRST DOWNS	46	46
<i>Rushing</i>	26	25
<i>Passing</i>	18	19
<i>Penalty</i>	2	2
RUSHING YARDAGE	513	517
<i>Yards Gained</i>	593	573
<i>Yards Lost</i>	80	56
<i>Rushing Attempts</i>	74	117
<i>Average per Rush</i>	6.9	4.4
<i>Average per Game</i>	256.5	172.3
<i>Rushing Touchdowns</i>	4	5
PASSING YARDAGE	360	383
<i>Att-Comp-Int</i>	57-32-4	70-32-1
<i>Average per Pass</i>	6.3	4.8
<i>Average per Catch</i>	11.2	12.0
<i>Average per Game</i>	180.0	127.7
<i>Passing Touchdowns</i>	5	2
TOTAL OFFENSE	873	900
<i>Total Plays</i>	131	197
<i>Average per Play</i>	6.7	4.6
<i>Average per Game</i>	436.5	300

Tribe Quick Facts

Location: Williamsburg, Va.
 Founded: 1693
 Enrollment: 5,500
 Colors: Green, Gold and Silver
 Interim President: W. Taylor Reveley, III
 Chancellor: Sandra Day O'Connor
 Athletics Director: Terry Driscoll
 Stadium: Walter J. Zable Stadium at Cary Field
 Capacity: 12,259
 Surface: FieldTurf Pro
 NCAA Affiliation: Division I FCS
 Conference: CAA Football Conference (Southern Division)
 2006 Record: 4-7 (2-6, Fifth)
 Ticket Information: (757) 221-3340
 Website: www.TribeAthletics.com

Norfolk State Quick Facts

Location: Norfolk, Va.
 Founded: 1935
 Enrollment: 6,200
 Colors: Green and Gold
 President: Carolyn W. Meyers, Ph.D.
 Athletics Director: Marty Miller
 Stadium: William "Dick" Price Stadium
 Capacity: 30,000
 Surface: Natural Grass
 NCAA Affiliation: Division I FCS
 Conference: Mid-Eastern Athletic (MEAC)
 2007 Record: 8-3 (6-2, MEAC)
 Website: www.vnsuspartans.com
 SID: Matt Michalec
 Office Phone: (757) 823-2628
 Email: mmichalec@nsu.edu



Game Notes

The Tribe in 2008

Overall:	1-1
At home:	1 - 0
Away:	0 - 1
On grass:	0 - 1
On turf:	1 - 0
At night:	1 - 1
CAA Football overall:	0 - 0
CAA Football home:	0 - 0
CAA Football road:	0 - 0
By Month:	
August:	0 - 0
September:	1 - 1
October:	0 - 0
November:	0 - 0

When scoring first	1 - 0
When opponent scores first	0 - 1
When leading at half	1 - 0
When trailing at half	0 - 1
When tied at half	0 - 0
When leading after 3 qtrs	1 - 0
When trailing after 3 qtrs	0 - 1
When tied after 3 qtrs	0 - 0
When out-passing opponent	1 - 0
When out-rushing opponent	1 - 1
When out-gaining opp. (total off.)	1 - 0
When out-gained by opp.	0 - 1
When leading TOP	0 - 0
When trailing TOP	1 - 1
With an individual 100-yd rusher	1 - 0
With an individual 200-yd passer	0 - 0
With opponent 100-yd rusher	1 - 0
With opponent 200-yd passer	0 - 1
When leading turnover ratio	0 - 0
When trailing turnover ratio	1 - 1

Scouting 2008 Opponents This Week

N.C. STATE (1-2), vs. East Carolina, Noon
Last Week: L, at Clemson, 27-9

VMI (1-1), vs. Chowan, 1:30 p.m.
Last Week: L, at William and Mary, 52-17

NORFOLK STATE (2-1), at William and Mary, 7 p.m.
Last Week: W, vs. North Carolina A&T, 27-21

VILLANOVA (1-1, 0-0), at Penn, 3:30 p.m.
Last Week: W, vs. Lehigh, 33-14

NEW HAMPSHIRE (2-0, 1-0), vs. Albany, Noon
Last Week: W, at Rhode Island, 51-43

DELAWARE (1-1, 0-0), at Furman, 2 p.m.
Last Week: W, vs. West Chester, 48-20

RHODE ISLAND (1-2, 0-1), at Hofstra, 1 p.m.
Last Week: L, vs. New Hampshire, 51-43

TOWSON (1-2, 0-1), at Coastal Carolina, 7 p.m.
Last Week: L, at Richmond, 45-14

NORTHEASTERN (0-2, 0-0), at Syracuse, 3:30 p.m.
Last Week: at Georgia Southern, 34-27

JAMES MADISON (2-1, 1-0), vs. Appalachian St., 7 p.m.
Last Week: W, vs. UMass, 52-38

RICHMOND (2-1, 1-0), vs. Maine, 3 p.m.
Last Week: W, vs. Towson, 45-14

Did You Know?

The College has not had a back average over 100 yards a contest since Alvin Porch average 119.6 yards a game in 1998. That season, Porch rushed for 1,316 yards, the school's record for an 11 game season (Robert Green rushed for the single-season record of 1,408 in 13 games during the 1990 season).

No Tribe back has led the league in rushing since the College's joined its current conference affiliation in 1993.

Big Rig

Sophomore tailback Terrence Riggins racked up 180 rushing yards against VMI last week on just 15 attempts (an average of 12 yards a tote). The 6-1, 234 lb Newport News, Va. native has stepped up into a leading role after multiple injuries during the fall camp depleted what was a very deep tailback position for the College. Since the team lost the services of Courtland Marriner (knee, out indefinitely) and DeBrian Holmes (shoulder, questionable for this weekend), Riggins has assumed the leading role in the early going. While Riggins ranks third in the CAA in rushing, he holds down the 12th place position on the national Division I FCS leader board with his average of 115 yards per game.

After making his first collegiate appearance as a true freshman last year against Hofstra (in the season's ninth game) after then senior Tony Viola suffered a season ending illness, Riggins has been lighting up opponents on the ground, averaging 8.6 yards per carry during the 2008 season.

Riggins' career night against the Keydets, featured a career-long run of 53 yards on first play of second half, which led directly to the team's first TD of the new stanza. He also had a 39 scamper in the first quarter finished the first half with 108 yards on nine first half carries. Riggins only touched ball six more times over final 30 minutes. The 180 rushing yards is the 10th best single game total in school history. The last time a Tribe back rushed for more yards came in 2002 (Jon Smith vs. UNH - 198 yards).

Did You Know?

Riggins' 53-yard rush was one of three runs over 30 yards on the evening for the Tribe. All three would have stood as the team's season long run in 2007 (as Phillips 30-yard rush was the team-high)

Taking it one step further, the College hasn't had a back run for more than 30 yards from scrimmage since the 2004 season (when Elijah Brooks broke off a 56 yard run vs. Hampton University in the NCAA Playoffs, First Round).

Honored

True Freshman Jonathan Grimes earned the Colonial Athletic Association's Rookie of the Week honors (for games ending 9/13) by rushing for 97 yards and two scores on just five carries vs. VMI. Grimes scored on runs of 29 and 12 yards on the evening, while averaging a gaudy 19.4 yards a carry. The talented Palmyra, NJ native also displayed an all-around game, as he contributed two catches for 15 yards and was outstanding in his pass protection responsibilities.

Grimes currently is the second leading rusher on the Tribe's offense, averaging 63.5 yards per game.

Did You Know?

Jonathan Grimes joins his current backfield mate, Terrence Riggins as the only true freshman to carry the ball for the Tribe since the 1992 season, when Derek Fitzgerald was the team's leading rusher with 865 yards on 175 attempts.

Grimes' 97 rushing yards are the most for a Tribe freshman since Fitzgerald ran for 137 vs. Richmond in the last game of the 1992 season. Predictably, Grimes' two touchdowns were the most for a Tribe true frosh since the sixth game of that same 1992 season, when Fitzgerald collected three in the team's 43-15 pasting of Towson in the season's sixth game.

While on the Subject

Six-foot, 230-pound TE Alex Gottlieb out of Mount Pleasant, Pa., joined Grimes as the second member of the Tribe's talented 2008 recruiting class to see action as a true freshman. Grimes rotated in on several series and has the potential to be an effective weapon on both the ground and passing attacks.

The End

Gottlieb's work on the evening was made even more important with the fact that he was spelling junior starting tight end Rob Varno, who had a busy evening catching four passes a team-high 60 yards. Included in Varno's big night was a 21-yard touchdown pass from Phillips early in the second quarter. The grab stood as Varno's first-career collegiate TD.

Varno has stood out early in the season, as he is second on the team with seven receptions for 91 yards. He is close to eclipsing his entire 11 total from a season ago, which saw him bring down 11 catches for 115 yards.

D.J. McAulay

After missing all but one game last year after suffering a season-ending injury in the 2007 season opener vs. Delaware, McAulay and his big-play ability are making a welcomed return to the Tribe attack in 2008.

McAulay is the Tribe's leading receiver with 142 yards on 8 receptions while racking up three touchdowns in only two games. He has averaged a solid 17.8 yards a reception and his three scoring plays have been from 25-, 28 and 30-yards.

He currently is fourth in the CAA in scoring average and sixth in receiving yards.



Mack-Daddy

Some of the early season success McAulay has had early in the season can be attributed to the presence of fellow wide, returning all-conference performer senior Elliott Mack. While Mack was uncharacteristically shut in the season opener at NC State (having a 40-plus yard catch called back), he got back into the swing of the offense vs. VMI, making a team-high tying four catches for 42 yards. Included in his evening's work was a nifty 14-yard catch and run for his first TD of the season.

Mack, a team-quad captain, and his big-play potential are crucial to the team's success in '08, as he is the leading returning receiver from a season ago (46 catches for 849 yards and five TDs). He also brings 1,487 career receiving yards to the field for the College (on 91 receptions).

Protection

William & Mary's offensive line has held strong, allowing for the Tribe's powerful offense to score an average of 38 points per game, ranking it third in the CAA in scoring offense. Last week against VMI, the unit powered the Tribe to 398-rushing yards on the evening, which stands as the squad's high single-game output since the 1999 season, when the team rang up 433 yards on the ground in a double-overtime win over Villanova.

Perhaps, what made the effort even more impressive is the fact that the unit was pieced together, as regular starter senior guard Michael Grant was forced from the line up with a foot injury. In his place was a very new face in sophomore Derek Toon. How new was he? So new that for the majority of the fall camp, Toon was lined up opposite of fellow starters Jake Marcey, Luke Hiteshow, C.J. Muse, and Keith Hill, Jr. as a defensive tackle. Just under a month ago, Toon made the switch from defensive tackle to offensive guard and was making his first career start against VMI. He currently remains at the top of the two-deep for this weekend's action with Norfolk State.

30 Is A Magic Number

Since taking over the program in 1980, Laycock has coached a total of seven teams that have averaged 30, or more, points per game. Five of those seven teams participated in postseason play. The average number of victories among the seven teams is 8.6.

For the record, previous to Laycock's tenure on campus, the only other team in Tribe history that averaged better than 30 points per game was the 1946 squad, which produced 34.7 points a game.

The following is a complete listing of all the teams in school history to average better than 30 points per game:

Rank	Team	Scoring Avg.	Final Record
1.	1993	36.8	9-3
2.	1990	35.9	10-3
3.	2004	34.7	11-3
	1946	34.7	8-2
5.	1991	31.8	5-6
6.	1998	31.5	7-4
7.	1996	30.3	10-3
8.	2001	30.2	8-4

Defensive Notes

Much Improved

With the return of nine starters from last year's defensive unit, the Tribe entered the 2008 season looking to improve upon its performance from a season ago when it allowed nearly 400 yards of total offense per game (225.7 rushing/167.5 passing). Through its first two games, W&M has dramatically improved upon those numbers, allowing just 306 yards per game (164.5 rushing/141.5 passing). The total defense stat ranks third in the conference and 29th in the nation.

W&M was particularly impressive against the run in the season opener against N.C. State when it held the Wolfpack to just 67 rushing yards on 30 carries (2.2 yards per carry). Conversely, the Tribe defense was very effective against VMI's passing last Saturday, as it held the Keydets to just 25 yards through the air. The effort versus VMI was the fewest passing yards allowed by the College since last year's contest against the Keydets (22 yards).

With the effort versus VMI, the College enters this weekend ranked 16th nationally in pass defense.

On the Ball

After forcing just six fumbles all of last season, the Tribe has already caused two thus far this year. W&M caused, and recovered, both fumbles in the victory against VMI last Saturday. Junior safety David Caldwell and senior linebacker Josh Rutter caused the fumbles, while Caldwell and sophomore linebacker Evan Francks recovered the loose balls.

Getting Into the Backfield

The Tribe defensive unit has been effective stopping the opposition behind the line of scrimmage this season, totaling 14 tackles for a loss for 68 yards. The average of seven TFL for 34 yards per game marks a significant improvement from last year's team that averaged 4.5 TFL for 16.2 yards per game.

CAA FOOTBALL CONFERENCE

2008 CAA Football Standings

South	CAA	Overall	H	A
James Madison	1-0	2-1	2-0	0-1
Richmond	1-0	2-1	1-0	1-1
Delaware	0-0	1-1	1-0	0-1
Villanova	0-0	1-1	1-0	0-1
William and Mary	0-0	1-1	1-0	0-1
Towson	0-1	1-2	1-0	0-2

North	CAA	Overall	H	A
New Hampshire	1-0	2-0	0-0	2-0
Maine	0-0	2-1	1-0	1-1
Hofstra	0-0	0-2	0-1	0-1
Northeastern	0-0	0-2	0-0	0-2
Massachusetts	0-1	2-1	1-0	1-1
Rhode Island	0-1	1-2	1-1	0-1

Around CAA Football This Week


Saturday, Sept. 20	Time/TV
Albany at New Hampshire	Noon
Rhode Island at Hofstra	1 p.m.
Delaware at Furman	2 p.m.
Northeastern at Syracuse	3:30 p.m.
Maine at Richmond	3 p.m.
Villanova at Penn	3:30 p.m./CN8
UMass at Texas Tech	7 p.m.
Norfolk State at William and Mary	7 p.m.
Appalachian State at James Madison	7 p.m./CN8
Towson at Coastal Carolina	7 p.m.

Last Week's CAA Football Results

Rhode Island 43, New Hampshire 51
 Villanova 33, Lehigh 14
 James Madison 52, Massachusetts 38
 Richmond 45, Towson 14
 Georgia Southern 34, Northeastern 27
 Delaware 48, West Chester 20
 Maine 28, Stony Brook 13
 Hofstra 16, Albany 22 (ot)
 William and Mary 52, VMI 17

Last Week's CAA Football Players of the Week

Offense: Rodney Landers, JMU, QB
 Defense: Justin Rogers, UR, DB
 Special Teams: Joe Marcoux, VU, PK
 Rookie: Jonathan Grimes, W&M, RB



CAA Rookie of the Week
Jonathan Grimes



Game Notes

National Rankings

CAA Football in the National Polls

Sports Network (Sept. 15)	FCS Coaches (Sept. 15)
Richmond (2)	Richmond (3)
James Madison (5)	James Madison (5)
Delaware (6)	Delaware (6)
Massachusetts (9)	Massachusetts (9)
New Hampshire (10)	New Hampshire (10)
Villanova (19)	Villanova (19)

Sports Network FCS Top 25 - Sept. 15 Poll

Team (First Place Votes)	Record	Last Week
1. Appalachian State (96)	1-1	1
2. Richmond (1)	2-1	4
3. North Dakota State (5)	2-1	2
4. Montana (7)	2-0	5
5. James Madison (2)	2-1	7
6. Delaware (1)	0-1	6
7. McNeese State	1-1	8
8. Northern Iowa	1-1	9
9. Massachusetts	2-1	3
10. New Hampshire (1)	2-0	10
11. Wofford	2-0	12
12. South Dakota State	2-1	13
13. Caly Poly	1-1	14
14. Eastern Washington	0-2	16
15. Southern Illinois	1-1	11
16. Georgia Southern	2-1	17
17. Elon	2-1	18
18. Central Arkansas State	3-0	19
19. Villanova	1-1	21
20. Western Illinois	1-2	15
21. The Citadel	1-1	22
22. Eastern Illinois	1-2	20
23. Liberty	3-0	25
24. Furman	2-1	NR
25. Tennessee State	3-0	NR

FCS Coaches Top 25 - Sept. 15 Poll

Team (First Place Votes)	Record	Last Week
1. Appalachian State (17)	1-1	2
2. North Dakota State (9)	2-1	1
3. Richmond	2-1	4
4. Montana (2)	2-0	3
5. James Madison	2-1	7
6. Delaware	1-1	6
7. Northern Iowa	1-1	8
8. McNeese State	1-1	9
9. Massachusetts	2-1	5
10. New Hampshire	2-0	10
11. Caly Poly	1-1	12
12. Wofford	2-0	11
13. South Dakota State	1-1	17
14. Georgia Southern	2-1	15
14. Southern Illinois	1-0	13
16. Central Arkansas	3-0	19
17. Eastern Washington	0-2	14
18. Elon	2-1	18
19. Villanova	1-1	21
20. Eastern Illinois	1-2	20
21. Western Illinois	1-2	16
22. The Citadel	1-1	22
23. Furman	2-1	23
24. Youngstown State	1-2	24
25. Liberty	3-0	NR

The Sticks are Staying Put

The Tribe's defense has been effective in limiting the opposition's first downs through the first two games, allowing just 12 per contest. The stat marks significant improvement from last season's team that surrendered 21.5 first downs per contest through the first two games and averaged 21.9 during the entire season.

In its season opener at N.C. State, W&M held the Wolfpack without a first down on its first eight possessions. NCSU's initial first down of the contest didn't come until its final possession of the first half, while the Wolfpack managed just 11 first downs during the entire game. The total was lowest allowed by the Tribe since surrendering just seven first downs against Liberty on Sept. 24, 2005.

In last Saturday's win against VMI, the Tribe held the Keydets to 13 first downs, allowing just five in the second half.

Early Stops

While the first quarter proved to be the Tribe's worst quarter defensively last season (allowing 12.5 points per game), W&M's defensive unit has been very impressive during the initial 15 minutes of action in its first two games. The College did not allow a first down and limited NCSU to just 29 total yards in the season opener, while it held VMI to just 55 yards last Saturday.

W&M's best quarter defensively last season was the third, as it allowed an average of 6.5 points per game in the first 15 minutes following halftime.

Why to Watch Third Downs

Third down stops played a key role in W&M's four triumphs last season, as the Tribe limited its opponents to a 30.2 percent conversion percentage. Conversely, in the College's seven losses, opponents registered a 49.4 percent success rate on third downs (49-for-99).

Thus far this season, W&M has allowed just nine conversions on 32 opportunities. After limiting N.C. State to just two conversions on 16 chances in the season opener, the Tribe held VMI to seven conversions on 16 opportunities last Saturday.

The Tribe's sack numbers are up as well, recording four sacks for a loss of 36 yards. The '07 defensive unit totaled 10 sacks for a loss of 60 yards all of last season.

Caldwell Comes Up Big vs. VMI

Junior safety David Caldwell posted an outstanding effort in the win against VMI, leading the team with 10 tackles (four solo). The Montclair, N.J., native also forced a fumble, recovered a fumble and registered a tackle for a loss. The 10-tackle performance marked the eighth time he has posted a double-digit tackle total.

First Career Sacks

Junior defensive tackle Daniel Pulley registered his first career sack when he tackled VMI quarterback Tim Maypray for a nine-yard loss on the final play of the third quarter.

Redshirt freshman linebacker Jake Trantin also tallied his first career half sack when he and junior defensive end Adrian Tracy tackled Maypray for an eight-yard loss on the contest's first play from scrimmage.

New Formation Pays Dividends

The Tribe implemented a new spread formation with its punting unit this season, and it proved successful in the season opener at N.C. State. Sophomore David Miller averaged 45.3 yards per punt (nine attempts) and put a pair of balls inside the opponent's 20 yard line.

While Miller did not attempt a punt against VMI, his 45.3 yards per punt average ranks fifth in the country.

Nearly Unbeatable When Holding the Opposition to Less Than 21 Points

During the last seven seasons, W&M has been nearly unbeatable when limiting the opposition to 21 points or less, posting a 26-1 record. The lone loss during the span came against Hofstra during the 2006 season when the Pride defeated W&M, 16-14, in Williamsburg on Sept. 30.

During the last 10 seasons, the Tribe owns a 38-2 record when holding the opposition to 21 points or less.

In Case You Missed it ...

Following an FBS Game

In five out of the last six years, the first game following a loss to an FBS opponent has resulted in a Tribe victory. This season, the Tribe bounced back from a loss at N.C. State to defeat VMI.

Longstanding

With Sparky Woods taking over the Keydet program for the departed Jim Reid in 2008, Jimmie Laycock has now faced nine different head coaches at the VMI program since he first faced off against the squad in 1980 (29 years).

Taking it one step further, with Rhode Island and Richmond bringing new leaders to the side-lines for 2008, he will now have faced off against 26 different head coaches in his 15-years of league play (since first joining the conference in 1993).



Another Streak Worth Noting

In addition to extending its winning streak against VMI to 23 games earlier this season, the Tribe extended its regular season non-conference home winning streak to seven. That streak was nearly snapped last fall when the Green and Gold edged Liberty in double overtime, 48-41.

What a Difference . . .

. . . A year makes. Last season, the College's final two-deep of its top 44 players showed over half (24) as either freshman or sophomores. The defense had 12 first or second year players, while the offense also had the same amount, including a pair freshman tailbacks and five first-year players filling the top six wide receiver positions. Defensively, only three seniors even took a snap during the entire season. By contrast, this year, the College opened with nine returning starters on both sides of the ball. Of these 18 returning starters, 14 are either juniors or seniors.

Did You Know?

William and Mary Head Coach Jimmy Laycock is 19-9, all-time, in home openers. The Tribe snapped a two-game skid with the 52-17 win against VMI earlier this season.

First Start

Eight Tribe players made their first career start at NC State (junior TE Rob Varno, sophomores Chase Hill, WR; Terrence Riggins, TB; Ben Cottingham, CB; and Michael Alvarado, S; and redshirt freshmen Jake Marcey, OT; Harold Robertson, DT; and linebacker Jake Trantin).

On the offensive side, despite it being their first starts, the returns on the group's production were overwhelmingly positive. Riggins had game- and career-high 51-rushing yards on 12 attempts (4.2), while Hill earned the team's Offensive MVP Award by collecting four receptions for a total of 45 yards and handling the long-snapping duties. Varno was very nearly equally as productive, as he had a career-high 31 receiving yards on three receptions. Despite having his hands full with a large and athletic Wolfpack defensive front, he was more than adequate in helping power the College to a very respectable offensive afternoon that saw the team roll to 303 total yards (including 115 yards on the ground).

Freshman Connection

True freshman Jonathan Grimes saw significant game reps at tailback for the College against the Wolfpack (five carries for 31 yards). He was the only true frosh to see game action. Several other members of the Tribe's talented freshman class of 2008 are also challenging for playing time, including cornerback/return specialist B.W. Web, tight end Robbie Gumbita, wide receiver Ryan Moody and linebackers Jabrel Mines and Donte Cook.

Last season, Riggins joined cornerback Terrell Wells and defensive tackle Michael Stover as the only true freshman to see playing time. In 2006, the Tribe played only two first-year players, including David Caldwell. The same was true for 2005, as only a pair of true freshmen saw playing time (linebacker Michael Pigram and wide receiver D.J. McAulay). This season, the potential is there for at least a couple true freshmen to see action on opening day.

Strong Against the Pass

N.C. State's 258 yards passing against the Tribe marked just the second time in the previous 13 games that an opponent has thrown for more than 220 yards against W&M. Last season, only Villanova was able to eclipse the mark (272).

Last season, the College surrendered a league-best 167.5 passing yards per game and held six opponents to less than 200 yards through the air. Additionally, the Tribe limited two opponents (VMI - 22 yds) and (JMU - 89) to less than 100 yards passing.

Stopping the Wolfpack's Ground Attack

After allowing more than 225 rushing yards per game last season, W&M's defensive unit looked much improved in its season opener at N.C. State. The Tribe limited the Wolfpack to just 67 yards on 30 carries (2.2 yards per carry). It was the fewest rushing yards allowed by W&M since holding Towson to just 62 yards on Oct. 22, 2005.

Making the Tribe's effort versus N.C. State even more impressive is that it limited the Wolfpack's leading rusher, senior Andre Brown, to just 43 yards rushing on 17 carries (2.5 yds per carry). Brown ranked 11th on NCSU's all-time list for rushing yards and was coming off a 101-yard effort in the previous contest against South Carolina.

What a Half

Although the Tribe trailed 14-0 at halftime against N.C. State, a look at the stat sheet offered a number of positives for W&M. In addition to allowing just three first downs in the opening two quarters of play, the College outgained the Wolfpack in total yards, 103-79. Additionally, despite kicking off to begin the game, W&M controlled the time of possession by more than three minutes.

Pick Six

Senior all-conference cornerback Derek Cox provided the individual defensive highlight in the season opener at N.C. State when he returned a fourth-quarter interception 45 yards for a touchdown. It marked the first time a Tribe player had accomplished the feat since Trevor McLaurin and James Miller both did so at Villanova during the 2005 season.

Tribe Record Watch (Through 2007 Season)

Passing Yards

1. Dave Corley, Jr., 1999-02	9805
2. Stan Yagiello, 1981-85	8249
3. Mike Cook, 1995-98	7295
4. Chris Hakel, 1988-91	7025
5. Lang Campbell, 2001-2004	6494
6. Shawn Knight, 1991-94	5705
7. Jake Phillips, 2005-	5439
8. Chris Garrity, 1979-81	4536
9. Tom Rozantz, 1975-78	4019
10. Dan Darragh, 1965-67	3361

Total Offense

1. Dave Corley, Jr., 1999-02	10948
2. Stan Yagiello, 1981-85	8168
3. Mike Cook, 1995-98	7245
4. Lang Campbell, 2001-2004	7149
5. Chris Hakel, 1988-91	7058
6. Shawn Knight, 1991-94	6408
7. Jake Phillips, 2005	5936
8. Tom Rozantz, 1975-78	5385
9. Bill Deery, 1972-74	4589
10. Chris Garrity, 1979-81	4320

Pass Attempts

1. Stan Yagiello, 1981-85	1246
2. Dave Corley, Jr., 1999-02	1168
3. Chris Garrity, 1979-81	913
4. Mike Cook, 1995-98	872
5. Chris Hakel, 1988-91	869
6. Lang Campbell, 2001-2004	763
7. Jake Phillips, 2005-	717
8. Tom Rozantz, 1975-78	696
9. Shawn Knight, 1991-94	580
10. Dan Darragh, 1965-67	535

Pass Completions

1. Stan Yagiello, 1981-85	737
2. Dave Corley, Jr., 1999-02	676
3. Mike Cook, 1995-98	540
4. Chris Hakel, 1988-91	523
5. Lang Campbell, 2001-2004	495
6. Jake Phillips, 2005-	411
7. Chris Garrity, 1979-81	407
8. Shawn Knight, 1991-94	380
9. Tom Rozantz, 1975-78	315
10. Dave Murphy, 1980-83	288

Touchdown Passes

1. Dave Corley, Jr., 1999-02	73
2. Mike Cook, 1995-98	62
3. Lang Campbell, 2001-2004	54
4. Stan Yagiello, 1982-85	51
5. Shawn Knight, 1991-94	46
6. Chris Hakel, 1988-91	43
7. Jake Phillips, 2005-	40
8. Buddy Lex, 1946-49	36
9. Dan Darragh, 1965-67	30
10. Chris Garrity, 1979-81	27



Game Notes

Receiving Yards

1. Rich Musinski, 2000-03	4168
2. Dave Conklin, 1996-99	3269
3. Chris Rosier, 1997-00	2884
4. Harry Mehre, 1985-88	2748
5. Jeff Sanders, 1981-84	2352
6. Corey Ludwig, 1990-93	2349
7. Joe Nicholas, 2004-07	2278
8. Terry Hammons, 1991, 1993-95	2134
9. Dominique Thompson, 2001-2004	2123
10. Mike Tomlin, 1991-94	2054
-- Elliott Mack, 2005-	1487

Field Goals

1. Greg Kuehn, 2002-05	59
2. Steve Christie, 1986-89	57
3. Brian Shallcross, 1994-97	48
4. Brett Sterba, 1998-00	46
5. Brian Morris, 1982-85	30
6. Steve Libassi, 1976-79	26
7. Chris Dawson, 1991-93	22
8. Terry Regan, 1972-74	17
9. Dan Mueller, 1988-91	14
10. Laszio Mike-Meyer, 1980-81	13
-- Brian Pate, 2007-	11

Limiting the Penalties

After ranking as one of the nation's least-penalized teams last season, the Tribe got off to good start in '08 with just three infractions for 15 yards in the season opener at N.C. State.

W&M was the CAA's least-penalized team last year with only 49 infractions for 408 yards. The Tribe ranked sixth nationally with just 4.45 penalties per game and seventh in the country with just 37.09 penalty yards per game.

Immediate Impact

Redshirt freshman Jake Trantin registered his first collegiate game action when he earned a starting nod at outside linebacker in the season opener at N.C. State. The Severn, Md., native waisted little time making an impact as he recorded a tackle for a loss on the initial play of the contest's first offensive series.

Houff Earns Second Career Interception

Senior safety David Houff earned his second career interception in the season opener at N.C. State when he picked off Daniel Evans on the game's first series. Houff then returned the pick 28 yards to put the Tribe offense in the red zone. Houff's other interception came during his freshman season in the upset win against Towson.

Caldwell and Tracy Register Sacks

Junior defensive end Adrian Tracy and junior safety David Caldwell began the '08 season in impressive fashion, as both tallied a sack in the season opener at N.C. State. Tracy's big play came on a third-and-10 early in the second quarter that pushed the Wolfpack back 10 yards and forced a punt, while Caldwell made his stop behind the line of scrimmage on a third-and-nine later in the quarter that went for a loss of nine yards and forced another Wolfpack punt.

Caldwell's sack was the first of his career, while Tracy upped his career total to 10.

Follow the Leader

In addition to being one of the Tribe's top defensive players, senior all-conference cornerback Derek Cox has been a tremendous leader for the College. Prior to the start of this season, he was elected as a team captain for the second straight year, making him just the fourth player in Laycock's 29-year tenure to earn the honor twice (the last being linebacker Mohammed Youssofi in 2001-02).

In addition to providing leadership on the football team, Cox has also demonstrated leadership on campus by serving as the president of W&M's Student-Athlete Advisory Council (SAAC), a group that serves as a liaison between William and Mary's athletes and the school's administration.

New Look

The Tribe unveiled a new look for the uniforms in the season opener, as the team now features a script 'Tribe' logo on the helmet and nameplates on the jerseys.

In an informal polling of the recent Sports Information Directors at the College of William and Mary (going back to the 40's) shows that the nameplates are a first for the College.

Another change in apparel is on the helmets, where the College is using a script "Tribe" logo, in place of the "W&M" that had been the decal since the 2001 season. The program had used the script "Tribe" previously (from the early 80's) until the 2000 season.

Did You Know?

The College's last significant change in uniform came in 2001, when it moved from green helmets to the current 'vegas' gold color and changed the pants from white (home) and green (road) to the same color ('vegas' gold).

It also saw the College win a share of the league title.

Home Sweet Home

The Tribe will play six home games during the 2008 campaign. The last (and only) time during Laycock's 29-year tenure that the Tribe's schedule featured as many home contest came the 1988 season.

Did You Know?

In Laycock's first six seasons at the helm, he was forced to play on the road seven times. The first five-game home schedule the Tribe played during his tenure (which began for the 1980 season) was in 1986. [Editor's Note: The five-game home schedule that season was almost certainly a make up for the fact that Laycock's 1985 squad was sent on the road an incredible SIX-straight weeks – and, more amazingly, fashioned a 7-4 record].

Did You Know?

That with the completion of the Jimmie Laycock Football Center the visiting team will now have access to what was the varsity football locker room and its associated training and equipment room areas. For teams that remember the old visitor accommodations, the improvement will be as dramatic for the opponents as it is for the home team now operating out of the Laycock Center.

W&M Quarterback Club Players of the Week



Tough Sledding

Last season the College faced a total of six ranked opponents in its 11 game regular season, including ending the season playing against four-straight. The brutal finish was the first time W&M squared off against four-straight ranked opponents since first joining its current league affiliation in 1993. The College played on of the most-difficult schedules, in terms of overall combined opponent's winning percentage (.604).

Rare

By finishing with a 2-6 mark in the CAA, W&M was saddled with a losing mark in league play for the third consecutive season. Prior to 2005, W&M hadn't posted a single sub-.500 record in league competition in the first 12 seasons as a conference member.

Consistent Success

The W&M Athletics Department showed a Graduation Success Rate (GSR) of 96% among its student-athletes who entered school on athletics scholarships in the 2000-01 athletics year in data recently released by the NCAA.

The national average among all Division I schools was 77%. W&M's average of 96% ranked seventh in the nation, with four departments tied for the top spot with an average of 98%. The Tribe's average was the top in both the CAA and among all Division I Virginia schools.

The Tribe's football program showed a 96% GSR, which puts it well above the national average for the Football Championship Series (FCS) of 65%.

Tribe Picked to Finish Fifth in CAA Preseason Poll


The Tribe was picked to finish fifth in the CAA South Division in the conference's preseason poll according to a vote of the league's 12 head coaches and selected media. Massachusetts, which returns 12 starters off last year's CAA Football Championship team, was picked to capture the overall league title. Richmond edged out James Madison for the top spot in the South Division.

2008 Honor Roll

Jonathan Grimees - CAA Rookie of the Week (9/15)

2008 W&M Quarterback Club Weekly Awards - VMI

Offense



Terrence Riggins, RB, So.

Rushed for 180 yards on 15 carries, tying for the 10th most yards in school history

Previous Winners

N.C. State - Sept. 6

Chase Hill, WR, So.

Recorded four catches for 45 yards

Defense



Jake Trantin, LB, R-Fr.

Totaled four tackles, 1.5 tackles for a loss, a half sack and a pass break up


Previous Winners

N.C. State - Sept. 6

C.J. Herbert, DE, Jr.

Totaled 1.5 sacks with four tackles

Special Teams



Fred Johnson, DB, Jr.

Recorded a pair of tackles on kickoff coverage

Previous Winners


N.C. State - Sept. 6

Brian Pate, K, Jr.

David Miller, P, So.



Senior Profile: DeBrian Holmes



#8 DeBrian Holmes Senior • Running Back Fort Eustis, Va. Woodside

Q: Where are you from?

A: I'm originally from Missouri, but my dad joined the military and we moved from Missouri to Kentucky, and from Kentucky to Oklahoma, from Oklahoma to Virginia. And I moved [to Virginia] when I was in eighth grade and I've been here ever since. When I started college, my parents moved to South Carolina.

Q: So your father is a military man I assume?

A: Yes.

Q: How many years did you spend in any one place before you came to Virginia?

A: About an average of five years at each station. I have friends all over the place.

Q: While attending Woodside High [in Newport News, Va.] did you participate in any activities that were non-athletic related?

A: I was in a program called DECA. Don't ask me what it stood for, because when I asked my teacher his answer was "It's just a group." But, we gathered and worked on projects that were business and marketing related.

Q: Did you ever have any musical talents? Were you ever in a high school play?

A: I never did anything like that in high school, but right now I am in a class called Beginning Acting. It is currently my favorite class.

Q: What in high school was your favorite sport to play?

A: My favorite sport to play in high school was basketball. We won the state championship in basketball in my senior year (2004) and it was my senior and it was an incredible way to end my playing career.

Q: Being from such a varied background, having traveled around so much during your life, how much different do you think you are since you've spent your last five years in Williamsburg?

A: I think I'm very different. [Coming to William and Mary] was a new environment for me, as I was most recently coming from Newport News. I'm seeing different people coming from different parts around the world, everyday. I think I'm a more open-minded person now. You learn a lot by hearing stories about how [other people] grew up . . . and comparing it to my own experiences.

Q: What would be three words you used to describe your personality?

A: Friendly. Quiet. Fun.

Q: What is one thing about you that people might not know about you?

A: Before my injuries, I used to do back flips. Not the kind you would do in organized gymnastics, but growing up, I did street gymnastics. I'd do Back flips down the street or flips off of chairs, tables, whatever, when I was younger. Now, I'm getting too old. About the only thing I will still do like that is walk on my hands, which I occasionally will do in the locker room.

Q: What's your major?

A: Kiniseology. I would eventually like to work with athletes in a performance-type setting. I'm looking to get an internship with Velocity in Hampton in the spring. So I'll see where that takes me.

Q: You live with, and next to, quite a number of teammates, is there any sort of competition you all get together for outside of football?

A: Well, we used to play Halo as a group, until we had to stop because we got a lot of complaints about noise. The people under us said we were too loud. In fact, a parent said her little kid was afraid to go in her room because it was too loud. I guess we were right above her room. The games got a little heated, so we had to all retire from the game. We are all looking for a new hobby.

Q: What would you consider your best non-athletic skill?

A: Dealing with cars. I have helped out several teammates with minor car problems.

Q: Where did you learn those skills?

A: My father, when he went in the military, he was a mechanic. So I would just sit around and watch him work on a car, and help him out. I've grown to like classic cars. When I graduate, I have a 1988 Cutlass Supreme that I am going to restore.

Q: Do you have brothers and sisters?

A: I have a younger brother and a younger sister. They are big fans. My little sister wears a little cheer-leading outfit to games and my brother, actually has Down Syndrome, but he comes to games in his wheelchair.

Q: Do you have a special relationship with your brother?

A: Yes, when I go home, I spend a lot of time with Elext. He has just turned 17 and I just turned 23. I look forward to going home, we just hang out really. Because of his syndrome, he is unable to talk, so we just hang out with my sister. With Elext in my life, I never take anything for granted and appreciate the ability and opportunities I've been given in life. All the things I do, I do for both of us.

Q: Is your family able to travel to road games?

A: Well, last year, they came to the VMI game, when I got injured, but usually they are able to come to a couple of road games a season. This year, my dad is in Kansas at the moment for training because he is about to go to Iraq with the Army. He might get to come to a game in October before he leaves, but its not promised. My mother said she's coming up to the Norfolk State game. She got my little sister and brother, and she has to work, so its going be hard to get here from South Carolina.

A: Is it nerve wracking to know your father will be overseas?

Q: I mean, it's always that nervous part, but he's been before, when I was in high school. He said he's going to be all right, so . . . yah, I try not to worry about it too much.

Q: Do you think being from a military family you were given a lot of discipline?

A: Yes. The military, they go by different set of rules. I will give it credit for keeping me out of trouble at an early age.

Q: Can you believe, that at 23, you are one of the oldest people on the team?

A: No I can't believe it. I don't feel like I'm the oldest person. I feel like a little kid. But how does it make me feel? I know a lot of guys look up to me, so that's a good feeling, having that responsibility. When I talk with the younger players and give them a little pointer or two, they take it in, they don't go "oh yah, whatever" they take it in, and put it to use.

Q: With this being your senior season, and the fact that you missed the final eight game of last year, are you approaching this season differently?

A: It has definitely been a frustrating start to the year [missing the first two games with a shoulder injury]. But last year's injury was much worse [a broken ankle]. I still have a plate in it. But the biggest part about last year was the mental aspect. Thinking that your career might be over. But, you have accept you have an injury and that you can come back and just do the [rehab], and stay on top of it. I was in a class, Sports Psychology, where I learned a lot about mental toughness and dealing with injuries while I was going through it [last season], so it helped out a lot.

Q: Just by coincidence? Did the teacher ever use you as an example?

A: I was in it by coincidence and she used to ask me questions like "what I was going through?" I'd be like, "Umm, I'm fine, I'll be all right." I didn't want to really talk about it because I was still dealing with it. But I have to say that class actually helped.

Q: Do you have any close friends on the Norfolk State squad?

A: I know a lot of alums of the school, but currently, I know two guys that I played against in high school, AJ Harris and Dustin Johnson. AJ and I have a good relationship. I went to their spring game, and told them they all better be ready.

Q: Were you recruited by Norfolk State?

A: No, when I was in high school, they went 0-10 and I never received one letter from them. The year of my senior season, they were 0-10 and I was one of the best running backs in the area and I didn't get one letter. I couldn't be happier to be at William and Mary now, as I got a late offer from the Tribe, but at the time I was upset.

Q: Last question, how committed are you and your fellow fifth year seniors to ending your careers on a high note?

A: Very. We been through a lot together and we've seen, when we first came in, the 2004 take home a championship and set an incredible standard. We haven't been winning like we have come to expect since that season, so this is our last go-around. We are determined to make our own mark on the program.

Head Coach Jimmye Laycock



William and Mary Head Coach Jimmye Laycock

29th Season

Career Record: 183-135-2 (.575)

Comments From Monday's CAA Football Coaches Conference Call:

Q: Opening statement on the win over VMI

A: Well obviously we were pleased with the opening win, the opening at home, first home game this year. Nice crowd, nice excitement, and you know, I thought we played very well I thought we were inconsistent on both sides of the ball, you know hurting ourselves, but for the most part I was very pleased with our effort and very pleased to come out with our first win of the year.

Q: How important has true freshman Jonathan Grimes been to the team's rushing attack, especially with the injuries at the position?

A: Jonathan really has stepped in there as a true freshman and helped us ... we [are] kind of low there at tailback [with the preseason injuries to both projected starters, senior DeBrien Holmes and sophomore Courtland Marriner]. I think for a freshman to step in there and not only run the ball as well as he has but also be as solid in the all around game in the pass pickups and all that has been really important for us. He's a good back and he's going to do nothing but get better. He's played very well so far ... I've been very pleased. You'd never know he was a freshman.

Q: Talk about the play of the defense so far and possibly how it has set the stage for the rest of the game.

A: I thought when we were on defensively [on Saturday night] we were really on. We played very hard and continued to make adjustments. VMI was making some changes in their option game and we had to adjust as they were adjusting, as we didn't really know their offense very well. [VMI had an advantage in] knowing how we have defended [their offense] in the past. I thought the defense came out there with a pretty good approach and our players and coaches continued to adjust and play very well and we made some plays. I don't think we were as crisp as we need to be and as consistent as we need to be, but we played hard.

Q: What are your thoughts on the upcoming opponent, Norfolk State?

A: I think they had a very good year last year and they have most of those players coming back; in addition to what looks like a few transfers who have come in there and helped them. As a staff, I think we've been impressed by what we've seen of them on film. They're very well coached, they're very solid in what they do and they play hard and get after you. It's going to be a real test for us.

Q: Is there any particular reason W&M hasn't played Norfolk State since 1985?

A: No, I don't think it was any particular reason. Again, we don't have that much flexibility in that other game that we schedule every year. We have the 1-A game, we have the VMI game, and the rest of them are conference games except for one other game and that's where we move that around and play different people. You know we try to get a cross section of a good 1-AA opponent, and worked out a game or so, two games with Norfolk State. They've looked very very good from what we've seen on film.

Q: Is this a two year deal with them?

A: Yes ... we will play at Norfolk State next season.

Q: How well did [Senior all-conference quarterback] Jake Phillips bounce back after throwing two interceptions on his first three attempts on Saturday night?

A: I thought Jake showed good poise; those picks were really kind of fluky types of situations. I think the first one, [senior all-conference wide out] Elliott Mack had his guy beat and I think the ball just slipped a little bit when Jake released it and it got picked. [The ball was] even up and [the VMI defender] made a great play on the ball. The second interception was off a deflection, a [VMI] lineman got his hand up at the last second and got the ball tipped up in the air and they made [an interception], but I thought Jake shrugged them off, came back and realized to just keep playing and keep doing your thing and he showed a lot of poise as a senior quarterback would play, I thought he played extremely well at quarterback.

Q: What changes did VMI make in their option game that you had to adjust to?

A: Well its more of a formation type of thing. [Teams] we've seen in the past ... get a feel for how you are going to play coverage wise or on the perimeter ... and they will force you into a particular coverage and then attack that, because they know your adjustment. I think they knew what our adjustment was and they came into some different formations and knew that we would adjust to a certain coverage and then went ahead and attacked us. When you are defending anybody, you don't like to have them lock you into a certain coverage, and that's what VMI was doing. We had to make that adjustment during the game, our coaches did a good job saying "Okay, if they do this, we're not always going to be in a certain coverage, we've got to change that up." They did a good job moving their formations around and trying to get an edge on us here and there and trying to catch a spot on the option here and there. I thought there quarterback played very well. I thought we played very, very well at times. We were on the short field a couple of times defensively and we jumped in there and responded very well. And then obviously the other thing was in the fourth quarter we got to play a lot of people on both sides of the ball and that's something you always like, especially early on in the season when you can get some guys some reps who may really need them as the season unfolds.

The Laycock File

Hometown: Hamilton, Va.

Alma Mater: William and Mary (1970)

Graduate Degree: Clemson (1972)

Winningest Active NCAA FCS Coaches

(By Victories)

1. Bob Ford (Albany, 40)	226
2. Joe Taylor (Hampton, 26)	199
3. Jerry Moore (Appalachian State, 27)	195
4. Al Bagnoli (Penn, 27)	194
5. Walt Hameline (Wagner, 28)	187
6. Jimmye Laycock (W&M, 29)	183
Andy Talley (Villanova, 29)	183
8. Pete Richardson (Southern, 21)	164
9. Mike Ayers (Wofford, 24)	145
10. K.C. Keeler (Delaware, 16)	141

Division I Coaches Most Years at Current Schools

1. Joe Paterno (Penn State, 1966-2007)	42
2. Bob Ford (Albany, 1973-2007)	35
3. Bobby Bowden (Florida State, 1976-2007)	32
4. Jimmye Laycock (W&M, 1980-2007)	28

Career CAA Football Coaching Victories

1. Bill Bowes (UNH, 1972-98)	97
2. Andy Talley* (VU, 1985-)	93
3. "Tubby" Raymond (UD, 1966-01)	89
4. Jimmye Laycock* (W&M, 1993-)	71
5. Jim Reid (UMass, 1986-91, UR, 95-03)	61

Laycock in the NCAA Playoffs

Year	Round	Opponent, Result
1986	First Round	Delaware, 17-51 (L)
1989	First Round	Furman, 10-24 (L)
1990	First Round	Massachusetts, 38-0 (W)
	Quarterfinals	Central Florida, 38-52 (L)
1993	First Round	McNeese State, 28-34 (L)
1996	First Round	Jackson State, 45-6 (W)
	Quarterfinals	Northern Iowa, 35-38 (L)
2001	First Round	Appalachian State, 27-40 (L)
2004	First Round	Hampton, 42-35 (W)
	Quarterfinals	Delaware, 44-38, 2 OT (W)
	Semifinals	James Madison, 34-48 (L)

Laycock vs. CAA Football

Team	W	L	T
Delaware	11	17	0
Hofstra	2	3	0
James Madison	12	16	0
Maine	6	2	0
Massachusetts	4	7	0
New Hampshire	9	2	0
Northeastern	10	2	0
Rhode Island	9	2	0
Richmond	19	9	0
Towson	5	0	0
Villanova	9	8	1



Tribe Football Rosters

NO.	NAME	POS.	ELG.	HT.	WT.	HOMETOWN (HIGH/PREP SCHOOL)
41	Sheldon Alexander	S	R-Jr.	6'1"	205	Gordonsville, Va. (Woodberry Forest)
67	Kyle Allison	OL	R-So.	6'2"	300	Burke, Va. (Lake Braddock)
26	Michael Alvarado	S	R-So.	6'0"	194	Gaithersburg, Md. (Gaithersburg)
16	R.J. Archer	QB	R-Jr.	6'2"	218	Earlysville, Va. (Albemarle)
5	Tyler Bailey	WR	Fr.	6'1"	181	Abingdon, Va. (Abingdon)
6	David Caldwell	S	Jr.	5'11"	213	Montclair, N.J. (Lawrenceville School)
7	Mike Callahan	QB	R-So.	5'11"	190	Mountville, Pa. (Hempfield)
88	Terreon Conyers	WR	R-So.	5'11"	174	Norfolk, Va. (Booker T. Washington)
35	Dante Cook	RB/LB	Fr.	5'11"	200	Fredericksburg, Va. (Stafford)
24	Ben Cottingham	CB	R-So.	5'9"	163	Abingdon, Md. (Edgewood)
37	Derek Cox	CB	R-Sr.	6'1"	186	Winterville, N.C. (J.H. Rose)
22	Derek Crosen	WR	Fr.	6'2"	180	Stephens City, Va. (Sherando)
54	Nicholas Dewispelaere	LB	R-So.	6'0"	232	Virginia Beach, Va. (Kellam)
81	Cameron Dohse	WR	R-So.	6'0"	177	Clifton, Va. (Centreville)
36	Nick Downey	WR	R-Fr.	5'10"	180	Lancaster, Pa. (Lancaster Catholic)
37	Kelly FitzGerald	WR	Fr.	5'10"	170	Springfield, Va. (Robert E. Lee)
46	Omar Francis	DB	Fr.	5'11"	205	Pennington, N.J. (Pennington School)
21	Evan Francks	LB	R-So.	5'11"	212	Medford, N.J. (Shawnee)
86	Alex Gottlieb	TE	Fr.	6'3"	230	Delray Beach, Fla. (American Heritage School)
79	Michael Grant	OL	R-Sr.	6'5"	296	Wrightstown, N.J. (Notre Dame)
34	Jonathan Grimes	RB	Fr.	5'10"	206	Palmyra, N.J. (Paul VI)
60	Robbie Gumbita	OL	Fr.	6'4"	285	Mount Pleasant, Pa. (Mount Pleasant)
95	C.J. Herbert	DL	R-Jr.	6'3"	264	Germantown, Md. (Northwest)
15	Chase Hill	WR	R-So.	6'2"	192	Virginia Beach, Va. (Princess Anne)
72	Keith Hill	OL	R-So.	6'4"	315	Hamilton Square, N.J. (Lawrenceville School)
83	Gareth Hissong	OL	R-So.	6'3"	252	Hanover, Pa. (Delone Catholic)
53	Luke Hiteshew	OL	R-Sr.	6'1"	304	Baltimore, Md. (Mount St. Joseph)
43	Jimmy Hobson	FB	R-So.	5'11"	226	Cincinnati, Ohio (St. Xavier)
8	DeBrian Holmes	RB	R-Sr.	5'9"	198	Fort Eustis, Va. (Woodside)
14	Will Honbarrier	QB	R-Fr.	6'2"	190	Lynchburg, Va. (Jefferson Forest)
22	David Houff	S	R-Sr.	6'1"	199	Blacksburg, Va. (Blacksburg)
52	Marcus Hyde	DE	R-Fr.	6'3"	223	Manassas, Va. (Osborn)
85	Cory Jessee	TE	R-Fr.	6'3"	230	Warm Springs, Va. (Bath County)
91	Chris Johnson	DE	Fr.	6'3"	230	Virginia Beach, Va. (Tallwood)
42	Fred Johnson	DB	R-Jr.	6'1"	190	Richmond, Va. (St. Christopher's)
84	Blake Jones	K	Fr.	6'0"	190	Bedford, Ind. (Bedford North Lawrence)
44	Meltoya Jones	RB	Fr.	5'9"	195	Hampton, Va (Tabb)
12	Nolan Kearney	QB	Fr.	6'4"	225	Glenmoore, Pa. (Downtown West)
65	Christopher Kearns	OL	Fr.	6'5"	285	Midlothian, Va. (Midlothian)
82	Sean Kroeger	P	Fr.	6'2"	160	New Providence, N.J. (New Providence)
93	Sean Lissimore	DT	R-Jr.	6'4"	274	Dumont, N.J. (Dumont)
17	Robert Livingston	S	R-Jr.	6'3"	195	Hendersonville, N.C. (The Hun School)
2	Elliott Mack	WR	R-Sr.	6'0"	195	Irvington, N.J. (Delbarton)
19	D.J. Mangas	QB	R-Fr.	6'1"	184	Chantilly, Va. (Paul VI)
77	Jake Marcey	OL	R-Fr.	6'4"	308	Gainesville, Va. (Woodberry Forest)
25	Courtland Marriner	RB	R-So.	5'9"	177	Chesapeake, Va. (Western Branch)
49	Zachary Martin	DB	Fr.	5'10"	185	Clarksville, Md. (River Hill)
4	D.J. McAulay	WR	R-Jr.	5'11"	180	New Haven, Conn. (James Hillhouse)
62	Thomas McCutcheon	OL	R-Jr.	6'5"	325	Chesapeake, Va. (Deep Creek)
87	David Miller	K/P	R-So.	6'0"	180	Centreville, Va. (Westfield)
73	Tyler Miller	OL	R-So.	6'3"	300	Virginia Beach, Va. (Floyd Kellam)
10	Jabrel Mines	LB	Fr.	6'0"	192	Doswell, Va. (Caroline)
9	Ryan Moody	WR	Fr.	5'11"	170	Ashburn, Va. (Stone Bridge)
56	C.J. Muse	OL	R-Jr.	6'4"	315	Lexington, S.C. (Lexington)
29	James Neal	CB	R-Fr.	5'9"	185	Baltimore, Md. (Salisbury School, Mass.)
39	Donte Newbill	FB	R-Fr.	5'10"	217	Blackstone, Va. (Central Senior)
30	Matt Nickerson	RB	R-Jr.	5'9"	176	Fairfax Station, Va. (Woodson)
75	Eric O'Brien	C	R-Sr.	6'1"	270	Abbottstown, Pa. (Delone Catholic)
40	Kyle O'Brien	DE	R-So.	6'0"	246	Cockeysville, Md. (McDonogh)
31	Jake O'Connor	S	R-Fr.	6'0"	189	Richmond, Va. (Douglas S. Freeman)
68	James Pagliaro	DL	R-Fr.	6'3"	262	Schnecksville, Pa. (Parkland)
80	Brian Pate	PK/P	R-Jr.	5'9"	175	Fredericksburg, Va. (Massaponax)
11	Jake Phillips	QB	R-Sr.	6'3"	209	Warm Springs, Va. (Bath County)
5	Michael Pigram	LB	Sr.	5'10"	219	Hopewell, Va. (Hopewell)

Roster By Position

Quarterbacks (7)

16	Archer, R.J.	Jr.	6-2	218
7	Callahan, Mike	So.	5-11	190
14	Honbarrier, Will	RF	6-2	190
12	Kearney, Nolan	Fr.	6-4	225
19	Mangas, D.J.	RF	6-1	184
11	Phillips, Jake	Sr.	6-3	209
18	Schmand, Terrance	RF	6-3	213

Tailbacks (9)

35	Cook, Dante	Fr.	5-11	200
34	Grimes, Jonathan	Fr.	5-10	206
8	Holmes, DeBrian	Sr.	5-9	198
44	Jones, Meltoya	Fr.	5-9	195
25	Marriner, Courtland	So.	5-9	177
30	Nickerson, Matt	Jr.	5-9	176
23	Riggins, Terrence	Soe.	6-1	234
33	Schonder, Thomas	So.	5-11	182
28	Woolfolk, Ryan	RF	5-11	192

Fullbacks (3)

43	Hobson, Jimmy	So.	5-11	226
39	Newbill, Donte	RF	5-10	217
45	Scott, Robert	RF	5-10	230

Tight Ends (4)

86	Gottlieb, Alex	Fr.	6-3	230
85	Jessee, Cory	RF	6-3	230
30	Topping, Andy	Fr.	6-2	230
98	Varno, Rob	Jr.	6-5	228

Wide Receivers (12)

5	Bailey, Tyler	Fr.	6-1	181
88	Conyers, Terreon	So.	5-11	174
22	Crosen, Derek	Fr.	6-2	180
81	Dohse, Cameron	So.	6-0	177
36	Downey, Nick	RF	5-10	180
37	FitzGerald, Kelly	Fr.	5-10	170
15	Hill, Chase	So.	6-2	192
2	Mack, Elliott	Sr.	6-0	195
4	McAulay, D.J.	Jr.	5-11	180
9	Moody, Ryan	Fr.	5-11	170
89	Robertson, Eric	Jr.	6-2	194
13	Thomas, C.J.	Fr.	6-2	210

Offensive Line (18)

67	Allison, Kyle	So.	6-2	300
79	Grant, Michael	Sr.	6-5	296
60	Gumbita, Robbie	Fr.	6-4	285
72	Hill, Keith	So.	6-4	315
83	Hissong, Gareth	So.	6-3	252
53	Hiteshew, Luke	Sr.	6-1	304
65	Kearns, Christopher	Fr.	6-5	285
77	Marcey, Jake	RF	6-4	308
62	McCutcheon, T.	Jr.	6-5	325
73	Miller, Tyler	So.	6-3	300
56	Muse, C.J.	Jr.	6-4	315
75	O'Brien, Eric	Sr.	6-1	270
76	Raxter, Josh	So.	6-6	270
64	Ryan, Daniel	RF	6-3	275
74	Salazar, Michael	Fr.	6-5	296
57	Schrift, Mike	RF	6-2	286
63	Sutton, Chris	RF	6-2	267
70	Warack, Adam	Fr.	6-3	295

Tribe Football Rosters



94	Ravi Pradhanang	DE	R-Fr.	6'3"	253	Paramus, N.J. (St. Peter's Prep)
55	T.J. Ptachick	LB	Fr.	6'2"	225	Williamsburg, Va. (Lafayette)
96	Daniel Pulley	DT	R-Jr.	6'3"	272	Chesapeake, Va. (Atlantic Shores Christian)
59	Andy Rampp	DE	R-Fr.	6'2"	246	Rockville, Md. (TS Wootton)
76	Joshua Raxter	OL	R-So.	6'6"	270	Marietta, Ga. (Pope)
50	Todd Reyher	LB	R-Sr.	6'0"	218	Williamsburg, Va. (Lafayette)
53	John Ribble	LB	Fr.	6'2"	220	Salem, Va. (Salem)
23	Terrence Riggins	RB	So.	6'1"	234	Newport News, Va. (Denbigh)
89	Eric Robertson	WR	R-Jr.	6'2"	194	Barboursville, Va. (Albemarle)
99	Harold Robertson	DT	R-Fr.	6'0"	290	Richmond, Va. (Hermitage)
44	Josh Rutter	LB	R-Sr.	6'3"	222	Union Bridge, Md. (Francis Scott Key)
64	Daniel Ryan	OL	R-Fr.	6'3"	275	Richmond, Va. (Douglas S. Freeman)
74	Michael Salazar	OL	Fr.	6'5"	296	Lawrenceville, N.J. (The Hun School)
18	Terrance Schmand	QB	R-Fr.	6'3"	213	Buffalo, N.Y. (St. Joseph's Collegiate)
33	Thomas Schonder	RB	R-So.	5'11"	182	Round Hill, Va. (Loudoun Valley)
57	Mike Schrift	OL	R-Fr.	6'2"	286	Reading, Pa. (Muhlenburg)
45	Robert Scott	FB	R-Fr.	5'10"	230	Norfolk, Va. (Norfolk Academy)
48	Wes Steinman	LB	R-So.	6'2"	226	Wilmington, N.C. (Hoggard)
92	Michael Stover	DT	So.	6'3"	253	Millersville, Pa. (Penn Manor)
63	Chris Sutton	OL	R-Fr.	6'2"	267	Warrenton, Va. (Fauquier)
13	C.J. Thomas	WR	Fr.	6'2"	210	Mount Airy, Md. (Linganore)
90	Josh Thompson	DL	Fr.	6'2"	295	Charlotte, N.C. (Charlotte Christian)
27	Brian Thompson	DB	Fr.	5'11"	185	Somerset, N.J. (Franklin)
66	Derek Toon	DL	R-So.	6'3"	278	Chester, Va. (Matoaca)
30	Andy Topping	TE	Fr.	6'2"	230	Chesapeake, Va. (Nansemond River)
97	Adrian Tracy	DL	R-Jr.	6'4"	244	Sterling, Va. (Potomac Falls)
32	Jake Trantin	LB	R-Fr.	6'1"	232	Severn, Md. (Archbishop Spalding)
98	Rob Varno	TE	R-Jr.	6'5"	228	Wilmington, N.C. (Hoggard)
70	Adam Warack	OL	Fr.	6'3"	295	Chesapeake, Va. (Great Bridge)
69	Carl Watts	DL	R-So.	6'3"	258	Midlothian, Va. (James River)
3	B.W. Webb	DB	Fr.	5'11"	175	Newport News, Va. (Warwick)
38	Terrell Wells	CB	So.	5'10"	180	Louisa, Va. (Louisa County)
28	Ryan Woolfolk	RB	R-Fr.	5'11"	192	Atlanta, Ga. (Holy Innocents)
58	Richard Yount	DE	Fr.	6'3"	225	Springfield, Va. (Robert E. Lee)

Tribe Numerical Roster

No.	Name	Pos.	No.	Name	Pos.	No.	Name	Pos.
2	Elliott Mack	WR	32	Jake Trantin	LB	65	Christopher Kearns	OL
3	B.W. Webb	DB	33	Thomas Schonder	RB	66	Derek Toon	DL
4	D.J. McAulay	WR	34	Jonathan Grimes	RB	67	Kyle Allison	OL
5	Michael Pigram	LB	35	Dante Cook	RB/LB	68	James Pagliaro	DL
5	Tyler Bailey	WR	36	Nick Downey	WR	69	Carl Watts	DL
6	David Caldwell	S	37	Derek Cox	CB	70	Adam Warack	OL
7	Mike Callahan	QB	37	Kelly Fitzgerald	WR	72	Keith Hill	OL
8	DeBrian Holmes	RB	38	Terrell Wells	CB	73	Tyler Miller	OL
9	Ryan Moody	WR	39	Donte Newbill	FB	74	Michael Salazar	OL
10	Jabrel Mines	LB	40	Kyle O'Brien	DE	75	Eric O'Brien	C
11	Jake Phillips	QB	41	Sheldon Alexander	S	76	Joshua Raxter	OL
12	Nolan Kearney	QB	42	Fred Johnson	DB	77	Jake Marcey	OL
13	C.J. Thomas	WR	43	Jimmy Hobson	FB	79	Michael Grant	OL
14	Will Honbarrier	WR	44	Josh Rutter	LB	80	Brian Pate	PK/P
15	Chase Hill	WR	44	Meltoya Jones	RB	81	Cameron Dohse	WR
16	R.J. Archer	QB	45	Robert Scott	FB	82	Sean Kroeger	P
17	Robert Livingston	S	46	Omar Francis	DB	83	Gareth Hissong	OL
18	Terrance Schmand	QB	48	Wes Steinman	LB	84	Blake Jones	K
19	D.J. Mangas	QB	49	Zachary Martin	DB	85	Cory Jessee	TE
21	Evan Francks	LB	50	Todd Reyher	LB	86	Alex Gottlieb	TE
22	David Houff	S	52	Marcus Hyde	DE	87	David Miller	K/P
22	Derek Crosen	WR	53	Luke Hiteshew	OL	88	Terreon Conyers	WR
23	Terrence Riggins	RB	53	John Ribble	LB	89	Eric Robertson	WR
24	Ben Cottingham	CB	54	Nicholas Dewispelaere	LB	90	Josh Thompson	DL
25	Courtland Marriner	RB	55	T.J. Ptachick	LB	91	Chris Johnson	DE
26	Michael Alvarado	S	56	C.J. Muse	OL	92	Michael Stover	DT
27	Brian Thompson	DB	57	Mike Schrift	OL	93	Sean Lissemore	DT
28	Ryan Woolfolk	RB	58	Richard Yount	DE	94	Ravi Pradhanang	DE
29	James Neal	CB	59	Andy Rampp	DE	95	C.J. Herbert	DL
30	Matt Nickerson	RB	60	Robbie Gumbita	OL	96	Daniel Pulley	DT
30	Andy Topping	TE	62	Thomas McCutcheon	OL	97	Adrian Tracy	DL
31	Jake O'Connor	S	63	Chris Sutton	OL	98	Rob Varno	TE
			64	Daniel Ryan	OL	99	Harold Robertson	DT

Defensive Line (16)

95	Herbert, C.J.	Jr.	6-3	264
52	Hyde, Marcus	FR	6-3	220
91	Johnson, Chris	Fr.	6-3	230
93	Lissemore, Sean	Jr.	6-4	274
40	O'Brien, Kyle	So.	6-0	246
68	Pagliaro, James	RF	6-3	262
94	Pradhanang, Ravi	RF	6-3	253
96	Pulley, Daniel	Jr.	6-3	272
59	Rampp, Andy	FR	6-2	246
99	Robertson, Harold	RF	6-0	290
92	Stover, Michael	So.	6-3	253
90	Thompson, Josh	Fr.	6-2	295
66	Toon, Derek	So.	6-3	278
97	Tracy, Adrian	Jr.	6-4	244
69	Watts, Carl	So.	6-3	258
58	Yount, Richard	Fr.	6-3	225

Linebackers (12)

41	Alexander, Sheldon	Jr.	6-1	205
54	Dewispelaere, Nick	So.	6-0	232
21	Francks, Evan	So.	5-11	212
10	Mines, Jabrel	Fr.	6-0	192
5	Pigram, Michael	Jr.	5-10	219
55	Ptachick, T.J.	Fr.	6-2	225
50	Reyher, Todd	Sr.	6-0	218
53	Ribble, John	Fr.	6-2	220
34	Rojas, Chris	RF	5-11	200
44	Rutter, Josh	Sr.	6-3	222
48	Steinman, Wes	So.	6-2	226
32	Trantin, Jake	RF	6-1	232

Defensive Backs (14)

26	Alvarado, Michael	So.	6-0	194
6	Caldwell, David	Jr.	5-11	213
24	Cottingham, Ben	So.	5-9	163
37	Cox, Derek	Sr.	6-1	186
46	Francis, Omar	Fr.	5-11	205
22	Houff, David	Sr.	6-1	199
42	Johnson, Fred	Jr.	6-1	190
17	Livingston, Robert	Jr.	6-3	195
49	Martin, Zachary	Fr.	5-10	185
29	Neal, James	RF	5-9	185
31	O'Connor, Jake	RF	6-0	189
27	Thompson, Brian	Fr.	5-11	185
3	Webb, B.W.	Fr.	5-11	175
38	Wells, Terrell	So.	5-10	180

Specialists (4)

84	Jones, Blake	Fr.	6-0	190
82	Kroeger, Sean	Fr.	6-2	160
87	Miller, David	So.	6-0	180
80	Pate, Brian	Jr.	5-9	175



Start Chart/Red Zone

2008 Game-By-Game Starters

	N.C. State	VMI	Norfolk St.	Villanova	N. Hamp.	Delaware	R. Island	Towson	N'Eastern	JMU	Richmond
QB	Phillips	Phillips									
TB	Riggins	Riggins									
FB	Hill*	Dohse*									
WR	Mack	Mack									
WR	McAulay	McAulay									
TE	Varno	Varno									
LT	Marcey	Marcey									
LG	Grant	Toon									
C	Hiteshew	Hiteshew									
RG	Muse	Muse									
RT	Hill, Jr.	Hill, Jr.									
<hr/>											
DE	Tracy	Tracy									
DE	Lissemore	Lissemore									
DT	Robertson	Robertson									
DT	Herbert	Herbert									
OLB	Pigram	Pigram									
ILB	Rutter	Rutter									
OLB	Trantin	Trantin									
SS	Caldwell	Caldwell									
FS	Alvarado	Alvarado									
CB	Cox	Cox									
CB	Cottingham	Cottingham									

*W&M started with three wide receivers and no fullback.

Tribe in the Red Zone

William and Mary Offense In the Red Zone

Opponent	WM In Red Zone	WM TDs	WM FGs	WM FG Missed	WM No Score	RZ Score %
N.C. State	0	0	0	0	1	0.0
VMI	4	4	0	0	0	100.0
Norfolk St.						
Villanova						
N. Hampshire						
Delaware						
R. Island						
Towson						
N'Eastern						
James Madison						
Richmond						
TOTALS	4	4	0	0	1	80.0

Opponents in the Red Zone

Opponent	Opp. in RZ	Opp. TDs	Opp. FGs	Opp. FG Missed	Opp. No Score	Opp. Score %
N.C. State	4	3	1	0	0	100.0
VMI	3	1	1	0	1	66.7
Norfolk State						
Villanova						
N. Hampshire						
Delaware						
R. Island						
Towson						
N'Eastern						
James Madison						
Richmond						
TOTALS	7	4	2	0	1	85.7

Tribe Single-Game Highs



Individual Single-Game Highs

Pass Attempts: 30, J. Phillips at N.C. State, 9/6
 Pass Completions: 15, J. Phillips at N.C. State, 9/6
 Passing Yards: 172, J. Phillips vs. VMI, 9/13
 Passing TDs: 3, J. Phillips vs. VMI, 9/13
 Rushing Attempts: 15, T. Riggins vs. VMI, 9/13
 Rushing Yards: 180, T. Riggins vs. VMI, 9/13
 Rushing TDs: 2, J. Grimes vs. VMI, 9/13
 Receptions: 6, D.J. McAulay at N.C. State, 9/6
 Receiving Yards: 99, D.J. McAulay at N.C. State, 9/6
 Receiving TDs: 2, D.J. McAulay at N.C. State, 9/6
 Total Offensive Yards: 221, J. Phillips vs. VMI, 9/13
 All-Purpose Yards: 121, J. Grimes vs. VMI, 9/13
 Total Points: 12, J. Grimes vs. VMI, 9/13; D.J. McAulay at N.C. State, 9/6
 Points Kicking: 10, B. Pate vs. VMI, 9/13
 Points Rushing: 12, J. Grimes vs. VMI, 9/13
 Points Receiving: 12, D.J. McAulay
 Field Goals Made: 1, B. Pate vs. VMI, 9/13; B. Pate at N.C. State, 9/6
 Field Goals Attempted: 1, B. Pate vs. VMI, 9/13; B. Pate at N.C. State, 9/6
 PATs Attempted: 7, B. Pate vs. VMI, 9/13
 PATs Made: 7, B. Pate vs. VMI, 9/13
 Punts: 9, D. Miller at N.C. State, 9/6
 Punting Yards: 408, D. Miller at Virginia Tech, 9/22
 Punting Average: 45.3, D. Miller at N.C. State, 9/6
 Punt Returns: 3, D. Cox at N.C. State, 9/6
 Punt Return Yards: 16, D. Cox vs. VMI, 9/13
 Kickoff Returns: 3, D. Caldwell at N.C. State, 9/6
 Kickoff Return Yards: 59, D. Caldwell at N.C. State, 9/6
 Kickoff Return Avg: 24, J. Grimes vs. VMI, 9/13
 Interceptions: 1, D. Cox and D. Houff at N.C. State, 9/6
 Interception Yards: 45, D. Cox at N.C. State, 9/6
 Tackles: 10, D. Caldwell vs. VMI, 9/13
 Solo Tackles: 7, A. Tracy at N.C. State, 9/6
 Tackles for loss: 2.0, D. Cox vs. VMI, 9/13
 Sacks: 1.0, D. Pulley vs. VMI, 9/13; A. Tracy & D. Caldwell at N.C. State, 9/6
 Pass Breakups: 1, eight players

Team Single-Game Highs

Pass Attempts: 37, at N.C. State, 9/6
 Pass Completions: 19, at N.C. State, 9/6
 Passing Yards: 188, at N.C. State, 9/6
 Passing TDs: 3, vs. VMI, 9/13
 Yards Per Completion: 13.2, vs. VMI, 9/13
 Rushing Attempts: 41, vs. VMI, 9/13
 Rushing Yards: 398, vs. VMI, 9/13
 Rushing TDs: 4, vs. VMI, 9/13
 Yards Per Rush: 9.7, vs. VMI, 9/13
 Total Yards: 570, vs. VMI, 9/13
 Points Scored: 52, vs. VMI, 9/13
 TDs Scored: 7, vs. VMI, 9/13
 Total Plays: 70, at N.C. State, 9/6
 Field Goals Made: 1, twice, last vs. VMI, 9/13
 Field Goals Attempted: 1, twice, last vs. VMI, 9/13
 PATs Attempted: 7, vs. VMI, 9/13
 PATs Made: 7, vs. VMI, 9/13
 Punts: 9, at N.C. State, 9/6
 Punting Yards: 408, at N.C. State, 9/6
 Punting Average: 45.3, at N.C. State, 9/6
 Punt Returns: 4, at N.C. State, 9/6
 Punt Return Yards: 14, vs. VMI, 9/13
 Kickoff Returns: 6, at N.C. State, 9/6
 Kickoff Return Yards: 118, at N.C. State, 9/6
 Kickoff Return Average: 21.7 vs. VMI, 9/13
 Interceptions: 2, at N.C. State, 9/6
 Interception Yards: 73, at N.C. State, 9/6
 Forced Fumbles: 2, vs. VMI, 9/13
 Fumble Return Yards: 0
 Turnovers Gained: 2, twice, last vs. VMI, 9/13
 Turnovers Lost: 4, twice, last vs. VMI, 9/13
 Sacks: 2, twice, last vs. VMI, 9/13
 Sacks Allowed: 3, at N.C. State, 9/6
 First Downs: 30, vs. VMI, 9/13
 Third Down Conv. %: 71.4 (5-7), vs. VMI, 9/13
 Fourth Down Conversion %: 0.0, vs. VMI, 9/13
 Penalties: 8, vs. VMI, 9/13
 Penalty Yards: 80, vs. VMI, 9/13
 Possession Time: 29:56, at N.C. State, 9/6

2008 Game-By-Game Individual Highs

Opponent	Pass Att.	Pass Yards	Rushes	Rush. Yds	Receptions	Rec. Yds.	Tackles	TFLs	Sacks
N.C. State	30, Phillips	139, Phillips	12, Riggins	52, Riggins	6, McAulay	99, McAulay	8, Tracy/Rutter	1.5, Herbert	1, Tracy/Caldwell
VMI	18, Phillips	172, Phillips	15, Riggins	180, Riggins	4, Mack/Varno	60, Varno	10, Caldwell	2.0, Cox	1, Pulley
Norfolk St.									
Villanova									
N. Hamp.									
Delaware									
R. Island									
Towson									
N'Eastern									
JMU									
Richmond									



Opponent Highs / Long Plays

2008 Opponent Individual Single-Game Highs

Pass Attempts:25, H. Beck at N.C. State, 9/6
Pass Completions:17, H. Beck at N.C. State, 9/6
Passing Yards:246, H. Beck at N.C. State, 9/6
Passing TDs:2, H. Beck at N.C. State, 9/6
Rushing Attempts:26, T. Maypray vs. VMI, 9/13
Rushing Yards:157, T. Maypray vs. VMI, 9/13
Rushing TDs:1, four players
Receptions:5, O. Spencer & G. Bryan at N.C. State, 9/6
Receiving Yards:82, O. Spencer at N.C. State, 9/6
Receiving TDs:1, G. Bryan & J. Williams at N.C. State, 9/6
Total Offensive Yards:246, H. Beck at N.C. State, 9/6
All Purpose Yards:169, T. Maypray vs. VMI, 9/13
Total Points:10, J. Czajkowski at N.C. State, 9/6
Points Kicking:10, J. Czajkowski at N.C. State, 9/6
Points Rushing:6, four players
Points Receiving:6, G. Bryan & J. Williams at N.C. State, 9/6
Field Goals Made:2, J. Czajkowski at N.C. State, 9/6
Field Goals Attempted:2, G. Stevens vs. VMI, 9/13; J. Czajkowski at N.C. State, 9/6
PATs Attempted:4, J. Czajkowski at N.C. State, 9/6
PATs Made:4, J. Czajkowski at N.C. State, 9/6
Punts:9, B. Pierson at N.C. State, 9/6
Punting Yards:369, B. Pierson at N.C. State, 9/6
Punting Average:41.0, B. Pierson at N.C. State, 9/6
Punt Returns:3, G. James at N.C. State, 9/6
Punt Return Yards:41, G. James at N.C. State, 9/6
Kickoff Returns:5, R. Jenkins vs. VMI, 9/13
Kickoff Return Yards:96, R. Jenkins vs. VMI, 9/13
Kickoff Return Average:19.2 vs. VMI, 9/13
Interceptions:1, four players
Interception Yards:24, B. Allen vs. VMI, 9/13
Tackles:13, N. Irving at N.C. State, 9/6
Solo Tackles:5, R. Leonard at N.C. State, 9/6
Tackles for loss:2.5, A. Gross vs. VMI, 9/13
Sacks:1.0, M. Kuhn and K. Willis, Jr., at N.C. State, 9/6
Pass Breakups:1, four players

2008 Opponent Team Single-Game Highs

Pass Attempts:36, at N.C. State, 9/6
Pass Completions:21, at N.C. State, 9/6
Passing Yards:258, at N.C. State, 9/6
Passing TDs:2, at N.C. State, 9/6
Yards Per Completion:12.3, at N.C. State, 9/6
Rushing Attempts:57, vs. VMI, 9/13
Rushing Yards:262, vs. VMI, 9/13
Rushing TDs:2, twice, last vs. VMI, 9/13
Yards Per Rush:4.6, vs. VMI, 9/13
Total Yards:325, at N.C. State, 9/6
Points Scored:34, at N.C. State, 9/6
Touchdowns Scored:4, at N.C. State, 9/6
Total Plays:66, at N.C. State, 9/6
Field Goals Made:2, at N.C. State, 9/6
Field Goals Attempted:2, twice, last vs. VMI, 9/13
PATs Attempted:4, at N.C. State, 9/6
PATs Made:4, at N.C. State, 9/6
Punts:9, at N.C. State, 9/6
Punting Yards:369, at N.C. State, 9/6
Punting Average:41.0, at N.C. State, 9/6
Punt Returns:5, at N.C. State, 9/6
Punt Return Yards:65, at N.C. State, 9/6
Kickoff Returns:8, vs. VMI, 9/13
Kickoff Return Yards:133, vs. VMI, 9/13
Kickoff Return Average:16.6, vs. VMI, 9/13
Interceptions:2, twice, last vs. VMI, 9/13
Interception Yards:39, vs. VMI, 9/13
Forced Fumbles:2, twice, last vs. VMI, 9/13
Fumble Return Yards:13, at N.C. State, 9/6
Turnovers Gained:4, twice, last vs. VMI, 9/13
Turnovers Lost:2, twice, last vs. VMI, 9/13
Sacks:3, at N.C. State, 9/6
Sacks Allowed:2, twice, last vs. VMI, 9/13
First Downs:13, vs. VMI, 9/13
Third Down Conversion %:43.8, vs. VMI, 9/13
Fourth Down Conversion %:100.0, N.C. State (2-2), 9/6
Penalties:9, vs. VMI, 9/13
Penalty Yards:74, vs. VMI, 9/13
Possession Time:33:10, vs. VMI, 9/13

2008 Tribe Longest Plays of the Season

Rush:53, T. Riggins vs. VMI, 9/13
Rushing TD:29, J. Grimes vs. VMI, 9/13
Pass:30, J. Phillips at N.C. State, 9/6
Passing TD:30, J. Phillips to D.J. McAulay at N.C. State, 9/6
Punt Return:16, D. Cox vs. VMI, 9/13
Kickoff Ret:26, T. Wells at N.C. State, 9/6
INT Return:45, D. Cox at N.C. State, 9/6
Fumble Return:0
Punt:58, D. Miller at N.C. State, 9/6
Field Goal:43, B. Pate at N.C. State, 9/6
Drive:80 yards, 7 plays, 3:49, TD, vs. VMI, 9/13

2008 Opponent Longest Plays of the Season

Rush:64, T. Maypray (VMI), 9/13
Rushing TD:64, T. Maypray (VMI), 9/13
Pass:47, H. Beck (NCSU), 9/6
Passing TD:22, H. Beck to J. Williams (NCSU), 9/6
Punt Return:18, G. James (NCSU), 9/6
Kickoff Return:23, R. Jenkins (VMI), 9/13
INT Return:2, J. Gray (NCSU), 9/6
Fumble Return:13, N. Irving (NCSU), 9/6
Punt:55, B. Pierson (NCSU), 9/6
Field Goal:39, J. Czajkowski (NCSU), 9/6
Drive:77 yards, 6 plays, 2:37, TD, (NCSU), 9/6

Top Offensive Performances



Tribe's Top Offensive Performances

Top Passing Performances

1.	172	Jake Phillips vs. VMI	Sept. 13
2.	139	Jake Phillips at N.C. State	Sept. 6
3.	49	R.J. Archer at N.C. State	Sept. 6

Top Rushing Performances

1.	180	Terrence Riggins vs. VMI	Sept. 13
2.	97	Jonathan Grimes vs. VMI	Sept. 13
3.	54	Tom Schonder vs. VMI	Sept. 13
4.	51	Terrence Riggins at N.C. State	Sept. 6
5.	49	Jake Phillips vs. VMI	Sept. 13
6.	43	R.J. Archer vs. VMI	Sept. 13
7.	30	Jonathan Grimes at N.C. State	Sept. 6
8.	26	R.J. Archer at N.C. State	Sept. 6

Top Receiving Performances

1.	99	D.J. McAulay at N.C. State	Sept. 6
2.	60	Rob Varno vs. VMI	Sept. 13
3.	45	Chase Hill at N.C. State	Sept. 6
4.	43	D.J. McAlay vs. VMI	Sept. 13
5.	42	Elliott Mack vs. VMI	Sept. 13
6.	31	Rob Varno at N.C. State	Sept. 6

100-yard Rushing Games

- 1 Terrence Riggins

Tribe's All-Time Top Offensive Performances

Top Passing Performances

1. 433, Jake Phillips vs. Delaware, 8/30/07
2. 426, Dave Corley vs. Northeastern, 10/28/00
3. 409, Mike Potts at Towson, 11/4/06
4. 406, Stan Yagiello vs. JMU, 9/28/85
5. 401, David Murphy at Marshall, 11/5/83
6. 399, Chris Garrity at ECU, 11/14/81
7. 385, Greg DeGennaro at Bucknell, 9/20/86
8. 383, Kenny Lambiotte vs. Colgate, 9/6/86
9. 381, Mike Cook at N. Iowa, 12/7/96*
10. 378, Lang Campbell vs. Northeastern, 10/2/04
11. 373, Mike Cook vs. UNH, 10/24/98
12. 368, Lang Campbell at Liberty, 10/9/04
13. 360, Dave Murphy vs. Rutgers, 10/22/83
14. 355, Lang Campbell at Delaware, 10/23/04
15. 352, Mike Cook at Ga. Southern, 9/6/97
16. 346, Dave Corley vs. VMI, 9/14/02
17. 345, Chris Hakel vs. Delaware, 9/14/91
- 345, Stan Yagiello vs. Norfolk St., 9/14/85
19. 342, Jake Phillips at Richmond, 11/16/07

*NCAA Playoff Game

Top Rushing Performances

1. 257, Phil Mosser at Ohio Wes., 10/3/70
2. 219, Derek Fitzgerald vs. Penn., 10/14/95
3. 201, Alvin Porch at UConn., 10/18/97
4. 198, Jon Smith at UNH, 10/19/02
5. 189, Derek Fitzgerald at NU, 9/16/95
- 189, Derek Fitzgerald vs. Villanova, 10/23/93
7. 186, Alvin Porch vs. Boston, 9/27/97
8. 183, Alvin Porch vs. Delaware, 11/2/96
9. 181, Robert Green at Navy, 9/21/91
10. 180, Robert Green at Citadel, 9/8/90
- 180, Terrence Riggins vs. VMI, 9/13/08**
12. 177, Tyrone Shelton vs. ETSU, 11/4/89
- 177, Hameen Ali vs. Delaware, 10/10/98
14. 173, Alvin Porch vs. Richmond, 11/15/97
15. 172, Bill Bowman vs. WFU, 9/19/53
16. 171, Jim Krus vs. Navy, 10/16/76
17. 170, Troy Keen at Furman, 9/17/94
18. 165, Elijah Brooks at Towson, 11/4/06
- 165, Robert Green vs. VMI, 10/13/90
20. 164, Tyrone Shelton at Furman, 11/3/90
- 164, Keith Fimian vs. Virginia, 9/18/76
22. 153, Jim Krus vs. The Citadel, 11/13/76
23. 152, Jim Krus vs. VMI, 11/5/75
24. 151, Jim Krus vs. VMI, 9/11/76
25. 142, Lang Campbell vs. Delaware, 12/4/04*

*NCAA Playoff Game

Top Receiving Performances

1. 244, Dominique Thompson at Delaware, 10/23/04
2. 240, David Conklin at VMI, 9/13/97
3. 226, Mike Sutton at Marshall, 11/5/83
4. 221, Dominique Thompson at LU, 10/9/04
5. 211, Kurt Wrigley vs. Richmond, 11/21/81
6. **201, Elliott Mack at Richmond, 11/16/07**
7. 198, Ron Gilliam vs. JMU, 9/28/85
8. 195, Chris Rosier at UConn., 10/18/97
9. 194, Rich Musinski vs. Delaware, 9/28/02
10. 191, Rich Musinski at URI, 10/25/03
11. 185, Dominique Thompson vs. UD, 12/4/04*
12. 184, Chris Rosier at URI, 10/7/00
13. 183, Glenn Bodnar at Colgate, 11/10/84
14. 182, Dave Szydluk vs. JMU, 9/28/85
15. 168, Chris Rosier at JMU, 10/28/00
16. 164, Rich Musinski vs. UNH, 9/29/01
17. **162, D.J. McAulay vs. Delaware, 8/30/07**
- 162, Dave Conklin vs. UConn., 11/14/98
19. 161, Rich Musinski at UMass, 9/1/01
20. 158, Harry Mehre vs. Lehigh, 9/17/88

*NCAA Playoff Game



Scoring Drives Chart

William and Mary 2008 Scoring Drives

Opponent	Obtained	Plays	Yards	TOP	Result	Quarter	Play
N.C. State	Kickoff	8	36	3:07	FG	Third	Pate 43-yard field goal
N.C. State	Kickoff	6	71	2:04	TD	Third	McAulay 30-yard pass from Phillips
N.C. State	Interception	0	0	0:00	TD	Fourth	Cox 45-yard interception return
N.C. State	Punt	11	77	2:54	TD	Fourth	McAulay 25-yard pass from Archer
VMI	Punt	7	80	3:49	TD	First	Grimes 29-yard run
VMI	Fumble	5	61	1:40	TD	First	Varno 21-yard pass from Phillips
VMI	Punt	4	62	1:41	TD	Second	McAulay 28-yard pass from Phillips
VMI	Kickoff	7	55	1:01	FG	Second	Pate 42-yard field goal
VMI	Kickoff	2	65	0:42	TD	Third	Grimes 12-yard run
VMI	Fumble	2	31	0:37	TD	Third	Phillips 19-yard run
VMI	Kickoff	8	72	4:02	TD	Third	Mack 11-yard pass from Phillips
VMI	Downs	12	79	7:17	TD	Fourth	Schonder 11-yard run

The Last Time It Happened



Team

Shut out an opponent	56-0, vs. Liberty, 9/24/05
Was shut out	0-14, at Delaware, 11/1/97
Consecutive shutouts	at Northeastern (32-0), at New Hampshire (39-0), 1995
Scored 60-69 points	63-16 at VMI, 9/8/07
Scored 50-59 points	52 vs VMI, 9/13/08
Consecutive 50+ games	at Northeastern (53), vs. Villanova (51), 1993
Consecutive 40+ games	at VMI (63) 9/8/07, vs. Liberty (48) 9/15/07
Passed for 400+ yards	433, vs. Delaware, 8/30/07
Allowed 400+ passing yards	489, at Western Michigan, 9/5/03
Passed for 300+ yards	342, at Richmond, 11/16/07
Allowed 300+ passing yards	367, at Towson, 11/4/06
Rushed for 400+ yards	433, vs. Villanova, 10/23/99
Allowed 400+ yards rushing	509, vs. Furman, 9/18/99
Rushed for 300+ yards	398 vs. VMI, 9/13/08
Rushed/Passed for 200+ yards	at VMI (249 rush, 275 pass), 9/8/07
Had 600+ yds of total offense	630, at Towson, 11/4/06
Allowed 600+ yards of total off.	638, at Western Michigan, 9/6/03
Had 500-599 yds of total offense	570, vs. VMI, 9/13/08
Allowed 500-599 yards total off	505, at Villanova, 10/6/07
Gained less than 100 yards total offense	None post 1981
Held opponent under 100 yards total offense	82, at Bucknell, 9/21/96
Gained less than 50 rush yards	5, at Virginia Tech, 9/22/07
Held opponent under 50 rush yards	-6, vs. Liberty, 9/24/05
Gained less than 50 pass yards	30, vs. Boston, 9/19/92
Held opponent under 50 pass yards	25, vs. VMI, 9/13/08
Intercepted five passes	5, vs. Pennsylvania, 10/14/95
Had five passes intercepted	5, vs. Boston, 10/14/89
Scored a defensive touchdown	at N.C. State (Interception return), 9/6/08
Allowed a defensive touchdown	at Virginia Tech (Punt return), 9/22/07
Scored a special teams touchdown	vs. New Hampshire (Kickoff return), 10/8/05
Allowed a special teams touchdown	at Richmond (Blocked punt return), 11/16/07
Scored defensive and special teams touchdowns	at Richmond, 11/21/03
Recorded a safety	vs. Villanova, 11/6/04
Surrendered a safety	vs. Delaware, 11/12/05
Won in overtime	(2 OT) 48-41, vs. Liberty, 9/15/07
Lost in overtime	31-34, at James Madison, 11/16/02
Tied an opponent	31-31, at Princeton, 9/23/89

Individual

Passed for 400+ yds	433, J. Phillips, vs. Delaware, 8/30/07
Opponent passed for 400+ yards	450, C. Munson at Western Michigan, 9/6/03
Passed for 300+ yards	342, J. Phillips, at Richmond, 11/16/07
Opponent passed for 300+ yards	367, S. Schaefer, at Towson, 11/4/06
Passed for 200+ yards	342, J. Phillips, at Richmond, 11/16/07
Opponent passed for 200+ yards	218, L. Coen (UMass), 10/27/07
Passed for 6 touchdowns	S. Knight, vs. Maine, 11/6/93
Opponent passed for 6 touchdowns	C. Munson, at Western Michigan, 9/6/03
Passed for 4+ touchdowns	4, J. Phillips, at Northeastern, 10/15/05
Opponent passed for 4+ touchdowns	4, A. Young, at Villanova, 10/6/07
Completed 30+ attempts	30, L. Campbell, vs. James Madison, 12/10/04
Opponent completed 30+ attempts	33, S. Schaefer, at Towson, 11/4/06
QB pass/rush for 100 yards	D. Corley (247 pass, 107 rush), at Villanova, 11/11/00
Opponent QB pass/rush for 100 yards	J. Eaton (128 pass, 106 rush), at Maine, 9/7/02

QB had 2 pass / 2 rush TDs	L. Campbell (2 pass, 2 rush), at North Carolina, 9/4/04
Opponent QB had 2 pass / 2 rush TDs	B. Savage (2 pass, 3 rush), at Hofstra, 11/3/07
Rushed for 200+ yards	201, A. Porch, at Connecticut, 10/18/97
Had an opponent rush for 200+ yards	244, O. Cuff, vs. Delaware, 8/30/07
Rushed for 100+ yards	180, T. Riggins, vs. VMI, 9/13/08
Had an opponent rush for 100+ yards	134, T. Maypray, vs. VMI, 9/13/08
Two players rush for 100 yards	T. Keen (158), D. Fitzgerald (140), vs. URI, 10/7/95
Two opponents rush for 100 yards	R. Landers (171), G. Yancey (132), vs. JMU, 11/10/07
Two players with 100 receiving yds	C. Dohse (117), E. Mack (105), at Villanova, 10/6/07
Two opponents with 100 receiving yards	D. Boler (155) and J. Long (108), at UD, 10/23/04
Had 200+ yards receiving	201, E. Mack, at Richmond, 11/16/07
Opponent had 200+ yards receiving	206, C. Adams, vs. Hofstra, 10/6/01
Had 100+ yards receiving	201, E. Mack, at Richmond, 11/16/07
Opponent had 100+ yards receiving	105, M. Sherry, at Villanova, 10/6/07
Had 30+ carries	30, E. Brooks, vs. Villanova, 10/28/06
Opponent had 30+ carries	34, M. Lawrence, vs. UMass, 10/27/07
Rushed for 4 touchdowns	4, E. Brooks, vs. New Hampshire, 10/8/05
Opponent rushed for 4 touchdowns	6, O. Cuff, vs. Delaware, 8/30/07
Rushed for 3 touchdowns	3, D. Holmes, at VMI, 9/8/07
Opponent rushed for 3 touchdowns	3, G. Yancey, vs. James Madison, 11/10/07
Had 10+ receptions	10, E. Mack, at Richmond, 11/16/07
Opponent had 10+ receptions	11, D. Arnold, at Towson, 11/4/06
Had 3+ touchdown receptions	4, D. Thompson, at Delaware, 10/23/04
Opponent had 3+ touchdown receptions	3, T. Hinshaw, at Central Florida, 9/23/00
Had TD Rushing/TD Receiving	E. Brooks (3 rush, 1 receiving), vs. Liberty, 9/24/05
Opponent had TD Rushing/TD Receiving	B. Ore (1 rush, 1 receiving), at Virginia Tech, 9/22/07
Returned a kickoff for TD	S. Cason, 92 yards, vs. New Hampshire, 10/8/05
Had a kickoff returned for TD	J. Mathis, 93 yards, vs. Hampton, 11/27/04
Returned a punt for TD	M. Bobo, 69 yards, at Richmond, 11/21/03
Had a punt returned for TD	E. Royal, 60 yards, at Virginia Tech, 9/22/07
Returned a blocked punt for TD	S. McDermott, 12 yards, at Rhode Island, 9/7/96
Had a blocked punt returned for TD	P. Weldon, 5 yards, at Richmond, 11/16/07
Blocked a field goal	T. McLaurin, 35 att., at Liberty, 10/14/06
Had a field goal blocked	B. Pritchard, 37-yards, vs. Richmond, 11/18/06
Blocked a punt	B. Burrow, vs. Delaware, 11/12/05
Had a punt blocked	D. Miller, at Richmond, 11/16/07
Returned a fumble for TD	M. Pigram, 42 yards, vs. UMass, 10/27/07
Had a fumble returned for TD	J. Couch, 70 yards, vs. Marshall, 9/1/05
Had 2+ interceptions	2, B. Cottingham, at Richmond, 11/16/07
Opponent had 2+ interceptions	2, P. Sturdivant, at Virginia Tech, 9/22/07
Returned an INT for TD	D. Cox (45 yards), at N.C. State, 9/6/08
Had an INT returned for TD	B. Flowers, 49 yards, at Virginia Tech, 9/22/07
Made 4 Field Goals	B. Sterba, vs. Northeastern, 10/28/01
Opponent made 4 Field Goals	M. Husted, at Virginia, 10/24/92
Made 3 Field Goals	B. Pritchard, at Towson, 11/4/06
Opponent made 3 Field Goals	J. Dunlevy, at Virginia Tech, 9/22/07
Kicked a 50+ yard Field Goal	50, G. Kuehn, at Rhode Island, 9/17/05
Opponent kicked a 50+ yard Field Goal	51, C. McCormack, vs. New Hampshire, 10/15/03
2-point run	L. Campbell, vs. James Madison, 12/10/04
Opponent 2-point run	C. Cross, vs. Villanova, 11/27/01
2-point reception	J. Nicholas, vs. Northeastern, 10/2/04
Opponent 2-point reception	R. Jennings, vs. Liberty, 9/15/07



Single-Game Records

Individual Records

Scoring

Most Points

36, Bill Palese vs. Bridgewater, 1931

Most Touchdowns

6, Bill Palese vs. Bridgewater, 1931

Most PATs

9, B. Pate at VMI, 2007

8, Greg Kuehn vs. Liberty, 2005

8, Greg Kuehn vs. VMI, 2002

8, Terry Regan vs. Davidson, 1972

Most Field Goals

4, Chris Dawson vs. Lehigh, 1992

4, Brian Shallcross vs. VU, 1995

4, Brett Sterba vs. Northeastern, 2000

Total Offense

Most Yards

462, Jake Phillips vs. Delaware, 2007

454, David Corley vs. Northeastern, 2000

Rushing

Rush Attempts

37, Wes Meeteer vs. Davidson, 1969

37, Troy Keen vs. Northeastern, 1994

37, Derek Fitzgerald vs. Penn, 1995

Rushing Yards

257, Phil Mosser vs. Ohio Wesl., 1970

Passing

Pass Attempts

53, Lang Campbell vs. UD, 2004

52, Mike Cook vs. UNH, 1998

Completions

35, Dave Murphy vs. Rutgers, 1983

Passing Yards

433, Jake Phillips vs. Delaware, 2007

426, David Corley vs. Northeastern, 2000

Touchdown Passes

6, Shawn Knight vs. Maine, 1993

Receiving

Receptions

13, Rich Musinski vs. URI, 2003

13, Glen Bodnar vs. Colgate, 1984

Receiving Yards

244, Dominique Thompson at UD, 2004

240, Dave Conklin vs. VMI, 1997

TD Receptions

4, Dominique Thompson at UD, 2004

4, Vito Ragazzo vs. WFU, 1949

4, Corey Ludwig vs. Maine, 1993

Sacks

3.5, Luke Cullinane vs. VU, 1996

Interceptions

4, Jack Bruce vs. Richmond, 1947

Individual Long Plays

Rush from scrimmage

95 yds, John Truehart vs. Elon, 1934

Pass Completion

87 yds, Lang Campbell to Dominique Thompson at Delaware, 2004

87 yds, Dan Henning to Tom Scott vs. Navy, 1961

Punt

77 yds, Russell Brown, 1972

77 yds, Joe Agee, 1975

77 yds, Jack Freeman, 1942

Punt Return

101 yds, Dale Worrall vs. Bridgewater, 1932

Kickoff Return

100 yds, Dick Pawlewicz vs. UVA, 1974

Run With Fumble

91 yds, Meb Davis vs. Columbia, 1926

Run with Interception

93 yds, Marvin Graham vs. Virginia Tech, 1946

Field Goal

53 yds, Steve Christie vs. ETSU, 1987

53 yds, Steve Christie vs. UVA, 1988

53 yds, Brett Sterba vs. Delaware, 2000

Team Records

Most Points Scored

95, vs. Bridgewater, 1931

Most Points Allowed

93, by Delaware, 1915

Most Yards Gained

681, vs. Richmond, 1991

Most Plays

100, vs. Virginia Tech, 1971

Rushing Yards

453, vs. Ohio Wesleyan, 1970

433, vs. Villanova, 1993

419, vs. Delaware, 1973

417, vs. Richmond, 1974

413, vs. VMI, 1993

Pass Attempts

55, vs. Virginia Tech, 1971

Pass Completions

35, vs. Rutgers, 1983

Passing Yards

498, vs. VMI, 1997

433, vs. Delaware, 2007

426, vs. Northeastern, 2000

414, vs. Miami (Ohio), 1982

412, vs. JMU, 1985

403, vs. East Carolina, 1981

First Downs

36, vs. VMI, 1991

36, vs. VMI, 1993

35, vs. Liberty, 2005

Most Interceptions

6, vs. Wake Forest, 1947

Best Defense Against the Run

-39 yds, vs. Colgate, 1988

-39 yds, vs. Villanova, 1996

-11 yds, Quantico, 1967

-6 yds, vs. Liberty, 2005

-6 yds, vs. Villanova, 1993

Best Defense Against the Pass

9 yds, vs. UMass, 1995

9 yds, vs. East Carolina, 1980

9 yds, vs. Appalachian State, 1976

10 yds, vs. Furman, 1999

11 yds, vs. VMI, 1993

Active players in bold.

Offensive Individual Career Game Highs



Quarterbacks

Jake Phillips, Sr.

Passing

Att. 43 ... (2) last at Richmond, 2007
 Cmp. 25 ... vs. Delaware, 2007
 Cmp. % 90.0 ... at Northeastern, 2005
 Yards 433 ... vs. Delaware, 2007
 Long 73 ... at Villanova, 2007
 TDs 4 ... at Northeastern, 2005
 INTs 3 ... at Virginia Tech, 2007
 Sacked 7 ... at Richmond, 2007

Rushing

Att. 15 ... vs. James Madison, 2005
 Yards 57 ... vs. James Madison, 2005
 TDs 2 ... (2) last vs. Delaware, 2005
 Long 30 ... at Richmond, 2007

R. J. Archer, Jr.

Passing

Att. 7 ... at N.C. State, 2008
 Cmp. 4 ... at N.C. State, 2008
 Cmp. % N/A ... N/A
 Yards 49 ... at N.C. State, 2008
 Long 25 ... at N.C. State, 2008
 TDs 1 ... at N.C. State, 2008
 INTs 0 ... at N.C. State, 2008
 Sacked 0 ... at N.C. State, 2008

Rushing

Att. 8 ... vs. VMI, 2008
 Yards 43 ... vs. VMI, 2008
 TDs 0 ... at N.C. State, 2008
 Long 27 ... vs. VMI, 2008

Completion % - (Minimum 10 attempts)

Running Backs

DeBrian Holmes, Sr.

Rushing

Att. 23 ... vs. Liberty, 2007
 Yards 96 ... vs. Liberty, 2007
 TDs 3 ... at VMI, 2007
 Long 27 ... vs. New Hampshire, 2005

Receiving

Rec. 7 ... vs. Delaware, 2005
 Yards 52 ... vs. Delaware, 2005
 TDs 1 ... at VMI, 2005
 Long 24 ... at Towson, 2006

Courtland Marriner, So.

Rushing

Att. 21 ... vs. UMass, 2007
 Yards 107 ... at VMI, 2007
 TDs 1 ... at VMI, 2007
 Long 25 ... (2) last at Richmond, 2007

Receiving

Rec. 2 ... (3) last vs. JMU, 2007
 Yards 19 ... at Hofstra, 2007
 TD 1 ... (2) last vs. JMU, 2007
 Long 23 ... vs. JMU, 2007

Thomas Schonder, So.

Rushing

Att. 9 ... at Virginia Tech, 2007
 Yards 54 ... vs. VMI, 2008
 TDs 1 ... (2) last vs. VMI, 2008
 Long 33 ... vs. VMI, 2008

Receiving

Rec. 1 ... (2) last vs. Towson, 2007
 Yards 12 ... vs. Towson, 2007
 TDs 0
 Long 12 ... vs. Towson, 2007

Terrence Riggins, So.

Rushing

Att. 15 ... vs. VMI, 2008
 Yards 180 ... vs. VMI, 2008
 TDs 1 ... (2) last vs. JMU, 2007
 Long 53 ... vs. VMI, 2008

Receiving

Rec. 2 ... vs. JMU, 2007
 Yards 8 ... vs. JMU, 2007
 TDs 0
 Long 5 ... (2) last at N.C. State, 2008

Jonathan Grimes, Fr.

Rushing

Att. 8 ... at N.C. State, 2008
 Yards 97 ... vs. VMI, 2008
 TDs 2 ... vs. VMI, 2008
 Long 39 ... vs. VMI, 2008

Receiving

Rec. 4 ... at N.C. State, 2008
 Yards 15 ... vs. VMI, 2008
 TDs 0
 Long 8 ... (2) last vs. VMI, 2008

Ryan Woolfolk, RFr.

Rushing

Att. 1 ... at N.C. State, 2008
 Yards 2 ... at N.C. State, 2008
 TDs 0
 Long 2 ... at N.C. State, 2008

Receiving

Rec. 1 ... at N.C. State, 2008
 Yards 3 ... at N.C. State, 2008
 TDs 0
 Long 3 ... at N.C. State, 2008

Jimmy Hobson, So. (FB)

Rushing

Att. 2 ... at VMI, 2007
 Yards 8 ... at VMI, 2007
 TDs 0
 Long 4 ... at VMI, 2007

Receiving

Rec. 0
 Yards 0
 TDs 0
 Long 0

Wide Receivers/Tight Ends

Elliott Mack, Sr. (WR)

Receiving

Rec. 10 ... at Richmond, 2007
 Yards 201 ... at Richmond, 2007
 TDs 1 ... (12) vs. VMI, 2008
 Long 73 ... at Villanova, 2007

Rushing

Att. 3 ... vs. Villanova, 2006
 Yards 29 ... vs. Towson, 2005
 TDs 1 ... at Richmond, 2007
 Long 20 ... vs. Towson, 2005

Cameron Dohse, So. (WR)

Receiving

Rec. 7 ... at Maine, 2007
 Yards 123 ... at Maine, 2007
 TDs 2 ... at Maine, 2007
 Long 43 ... at Villanova, 2007

Terreon Conyers, So. (WR)

Receiving

Rec. 1 ... (2) vs. VMI, 2008
 Yards 12 ... vs. VMI, 2008
 TDs 0
 Long 12 ... vs. VMI, 2008

D.J. McAulay, Jr. (WR)

Receiving

Rec. 7 ... vs. Delaware, 2007
 Yards 162 ... vs. Delaware, 2007
 TDs 2 ... at N.C. State, 2008
 Long 49 ... at Maryland, 2006

Rushing

Att. 1 ... (7) last vs. VMI, 2008
 Yards 17 ... vs. Richmond, 2006
 TDs 0
 Long 15 ... vs. Richmond, 2006

Chase Hill, So. (WR)

Receiving

Rec. 4 ... at N.C. State, 2008
 Yards 45 ... at N.C. State, 2008
 TDs 0
 Long 30 ... at N.C. State, 2008

Eric Robertson, Jr. (WR)

Receiving

Rec. 5 ... at Villanova, 2007
 Yards 56 ... at Villanova, 2007
 TDs 0
 Long 21 ... vs. UMass, 2007

Rob Varno, Jr. (TE)

Receiving

Rec. 4 ... vs. VMI, 2008
 Yards 60 ... vs. VMI, 2008
 TDs 1 ... vs. VMI, 2008
 Long 32 ... at VMI, 2007

*NCAA Playoff Game



Defensive Individual Career Game Highs

Defensive Line

Adrian Tracy, Jr. (DE)

TT 10vs. Hofstra, 2006
 UT 7at N.C. State, 2008
 AT 7vs. Richmond, 2006
 Sacks 3.0at Towson, 2006
 TFL 4.0at Towson, 2006
 FF 1(3) last at Richmond, 2007
 FR 0
 INT 1vs. UMass, 2007
 PBU 1(4) last at N.C. State, 2008

C.J. Herbert, Jr. (DE)

TT 9at Hofstra, 2007
 UT 3at Villanova, 2007
 AT 8at Hofstra, 2007
 Sacks 1.0vs. Hofstra, 2006
 TFL 1.5at N.C. State, 2008
 FF 0
 FR 0
 INT 0
 PBU 2vs. Towson, 2007

Sean Lissemore, Jr. (DT)

TT 7(2) last at VMI, 2007
 UT 4at Towson, 2006
 AT 5(4) last at Hofstra, 2007
 Sacks 1.0(2) last vs. Delaware, 2007
 TFL 1.5vs. Richmond, 2006
 FF 0
 FR 0
 INT 1vs. Towson, 2007
 PBU 0

Derek Toon, So. (DT)

TT 4at Maine, 2007
 UT 2at Maine, 2007
 AT 3vs. Delaware, 2007
 Sacks 0.5at VMI, 2007
 TFL 1.0at Maine, 2007
 FF 0
 FR 0
 INT 0
 PBU 0

Michael Stover, So. (DT)

TT 5at Richmond, 2007
 UT 3vs. VMI, 2008
 AT 5at Richmond, 2007
 Sacks 0
 TFL 0.5(2) last at N.C. State, 2008
 FF 0
 FR 0
 INT 0
 PBU 0

Kyle O'Brien, So. (DT)

TT 3at N.C. State, 2008
 UT 3at N.C. State, 2008
 AT 0
 Sacks 0
 TFL 0
 FF 0
 FR 0
 INT 0
 PBU 0

Harold Robertson, RFr. (DT)

TT 4vs. VMI, 2008
 UT 1vs. VMI, 2008
 AT 3vs. VMI, 2008
 Sacks 0
 TFL 0
 FF 0

FR 0
 INT 0
 PBU 0

Marcus Hyde, RFr. (DE)

TT 3vs. VMI, 2008
 UT 2vs. VMI, 2008
 AT 1(2) last vs. VMI, 2008
 Sacks 0
 TFL 0
 FF 0
 FR 0
 INT 0
 PBU 0

Ravi Pradhanang, RFr. (DE)

TT 3vs. VMI, 2008
 UT 2vs. VMI, 2008
 AT 1vs. VMI, 2008
 Sacks 0
 TFL 0
 FF 0
 FR 0
 INT 0
 PBU 0

Daniel Pulley, Jr. (DT)

TT 3vs. VMI, 2008
 UT 1vs. VMI, 2008
 AT 2vs. VMI, 2008
 Sacks 1.0vs. VMI, 2008
 TFL 1.0vs. VMI, 2008
 FF 0
 FR 0
 INT 0
 PBU 0

James Pagliaro, RFr. (DT)

TT 1vs. VMI, 2008
 UT 0
 AT 1vs. VMI, 2008
 Sacks 0
 TFL 0
 FF 0
 FR 0
 INT 0
 PBU 0

Linebackers

Josh Rutter, Sr.

TT 16at Marshall, 2005
 UT 8(2) last vs. JMU, 2007
 AT 12at Marshall, 2005
 Sacks 1.0at Virginia Tech, 2007
 TFL 1.0(8) last at N.C. State, 2008
 FF 1(2) last vs. VMI, 2008
 FR 2at VMI, 2007
 INT 1at Richmond, 2005
 PBU 1(6) last vs. VMI, 2008

Michael Pigram, Sr.

TT 14vs. UMass, 2007
 UT 10(2) last vs. UMass, 2007
 AT 8vs. Delaware, 2007
 Sacks 1.0vs. UMass, 2007
 TFL 1.0(7) last vs. UMass, 2007
 FF 2vs. Villanova, 2006
 FR 1(2), last vs. UMass, 2007
 INT 1vs. UMass, 2007
 PBU 0

Todd Reyher, Sr.

TT 5vs. VMI, 2008
 UT 3vs. VMI, 2008
 AT 2vs. VMI, 2008
 Sacks 0
 TFL 0.5(2) last at Villanova, 2007
 FF 0
 FR 0
 INT 0
 PBU 2vs. Liberty, 2005

Jake Trantin, RFr.

TT 4vs. VMI, 2008
 UT 2vs. VMI, 2008
 AT 2vs. VMI, 2008
 Sacks 0.5vs. VMI, 2008
 TFL 1.5vs. VMI, 2008
 FF 0
 FR 0
 INT 0
 PBU 1(2) vs. VMI, 2008

Evan Francks, So.

TT 10at Hofstra, 2007
 UT 6at Richmond, 2007
 AT 8at Hofstra, 2007
 Sacks 1.0at VMI, 2007
 TFL 1.0at VMI, 2007
 FF 0
 FR 1vs. VMI, 2008
 INT 0
 PBU 1at Richmond, 2007

Wes Steinman, So.

TT 5at VMI, 2007
 UT 2(3) last vs. UMass, 2007
 AT 3(4) last at N.C. State, 2008
 Sacks 1.0at VMI, 2007
 TFL 1.0(2) last at Villanova, 2007
 FF 0
 FR 0
 INT 0
 PBU 0

Defensive Backs

Derek Cox, Sr. (CB)

TT 14at Liberty, 2006
 UT 9at Liberty, 2006
 AT 5at Liberty, 2006
 Sacks 0
 TFL 2.0vs. VMI, 2008
 FF 1vs. Towson, 2005
 FR 1(2) last vs. Maine, 2006
 INT 2vs. Towson, 2007
 PBU 3(2) last vs. Towson, 2007

David Caldwell, Jr. (SS)

TT 15at VMI, 2007
 UT 10vs. Towson, 2007
 AT 10at Hofstra, 2007
 Sacks 1.0at N.C. State, 2008
 TFL 1.5at VMI, 2007
 FF 1(2) vs. VMI, 2008
 FR 0
 INT 1(2) last vs. Liberty, 2007
 PBU 1(4) last at N.C. State, 2008

Robert Livingston, Jr. (FS)

TT 10vs. Delaware, 2007
 UT 6(3) last at Hofstra, 2007
 AT 7at Richmond, 2007
 Sacks 0
 TFL 0.5(2) last at Richmond, 2007
 FF 0

FR 0
 INT 0
 PBU 4vs. Towson, 2007

David Houff, Sr. (DB)

TT 6(2) last vs. Towson, 2007
 UT 6at Towson, 2006
 AT 4at Liberty, 2006
 Sacks 0
 TFL 0
 FF 0
 FR 0
 INT 1(2) last at N.C. State, 2008
 PBU 1at Towson, 2006

Michael Alvarado, So. (S)

TT 5vs. VMI, 2008
 UT 3(2) last vs. VMI, 2008
 AT 2vs. VMI, 2008
 Sacks 0
 TFL 1.0(2) last at N.C. State, 2008
 FF 0
 FR 0
 INT 0
 PBU 1at N.C. State, 2008

Terrell Wells, So. (CB)

TT 4at Virginia Tech, 2007
 UT 3vs. Towson, 2007
 AT 3at Virginia Tech, 2007
 Sacks 0
 TFL 0
 FF 0
 FR 1vs. Delaware, 2007
 INT 0
 PBU 1at N.C. State, 2008

Sheldon Alexander, Jr.

TT 7vs. JMU, 2007
 UT 4vs. JMU, 2007
 AT 3vs. JMU, 2007
 Sacks 0
 TFL 0
 FF 0
 FR 0
 INT 0
 PBU 0

Fred Johnson, Jr. (CB)

TT 3at N.C. State, 2008
 UT 2at N.C. State, 2008
 AT 1(2) last vs. VMI, 2008
 Sacks 0
 TFL 0
 FF 0
 FR 0
 INT 0
 PBU 0

Ben Cottingham, So. (CB)

TT 1(2) vs. VMI, 2008
 UT 1at N.C. State, 2008
 AT 1vs. VMI, 2008
 Sacks 0
 TFL 0
 FF 0
 FR 0
 INT 0
 PBU 0

Career Statistics



Quarterbacks

#11, Jake Phillips' Career Stats

Year	G/S	Eff.	At-Co-In	Pct.	Yds	TD	Lg	Av/G	Rush	Yds	Avg.	TD	Lg	Av/G
2005	10/6	145.8	192-123-7	64.1	1564	12	47	156.4	71	183	2.6	8	17	18.3
2006	7/5	102.6	141-70-3	49.6	763	5	46	109.0	51	67	1.3	1	13	9.6
2007	11/11	141.1	336-190-7	56.5	2801	19	73	254.6	99	192	1.9	5	30	17.5
2008	2/2	123.59	48-28-4	58.3	311	4	30	155.5	13	55	4.2	1	21	27.5
Totals	30/24	133.59	717-411-21	57.3	5439	40	47	181.3	234	497	2.1	15	30	16.6

#16, R.J. Archer's Career Stats

Year	G/S	Eff.	At-Co-In	Pct.	Yds	TD	Lg	Av/G	Rush	Yds	Avg.	TD	Lg	Av/G
2008	2/0	126.84	9-4-0	44.4	49	1	25	24.5	11	69	6.3	0	27	34.5

Running Backs

#8, DeBrian Holmes' Career Stats

Year	G/S	Att	Yds	Avg.	TD	Lg	Av/G	Rec	Yds	Avg.	TD	Lg	Av/G
2005	11/0	56	304	5.4	1	27	27.6	16	121	7.6	1	19	11.0
2006	11/0	44	225	5.1	1	25	20.5	18	110	6.1	0	24	10.0
2007	3/3	49	191	3.9	5	20	63.7	4	40	10.0	0	18	13.3
Totals	25/3	149	720	4.8	7	27	28.8	38	271	7.1	1	24	10.8

#25, Courtland Marriner's Career Stats

Year	G/S	Att	Yds	Avg.	TD	Lg	Av/G	Rec	Yds	Avg.	TD	Lg	Av/G
2007	9/7	115	518	4.5	1	25	57.6	10	22	2.2	2	23	2.4

#33, Thomas Schonder's Career Stats

Year	G/S	Att	Yds	Avg.	TD	Lg	Av/G	Rec	Yds	Avg.	TD	Lg	Av/G
2007	10/0	35	143	4.1	1	29	14.3	2	16	8	0	12	1.6
2008	1/0	7	54	7.7	1	33	54	0	0	0	0	0	0.0
Totals	11/0	42	197	4.7	2	33	17.9	2	16	8	0	12	1.5

#23, Terrence Riggins' Career Stats

Year	G/S	Att	Yds	Avg.	TD	Lg	Av/G	Rec	Yds	Avg.	TD	Lg	Av/G
2007	3/0	19	61	3.2	2	21	20.3	2	8	4	0	5	2.7
2008	2/2	27	231	8.6	0	53	115.5	2	5	2.5	0	5	2.5
Totals	5/2	46	292	6.3	2	53	58.4	4	13	3.3	0	5	2.6

#43, Jimmy Hoboson's Career Stats

Year	G/S	Att	Yds	Avg.	TD	Lg	Av/G	Rec	Yds	Avg.	TD	Lg	Av/G
2007	10/0	2	8	4.0	0	4	0.8	0	0	0.0	0	0	0.0

#34, Jonathan Grimes' Career Stats

Year	G/S	Att	Yds	Avg.	TD	Lg	Av/G	Rec	Yds	Avg.	TD	Lg	Av/G
2008	2/0	13	127	9.8	2	39	63.5	6	20	3.3	0	8	10.0

#28, Ryan Woolfolk Career Stats

Year	G/S	Att	Yds	Avg.	TD	Lg	Av/G	Rec	Yds	Avg.	TD	Lg	Av/G
2008	1/0	1	2	2.0	0	2	2.0	1	3	3.0	0	3	3.0

Wide Receivers/Tight Ends

#2, Elliott Mack's Career Stats

Year	G/S	Rec	Yds	Avg.	TD	Lg	Av/G	Rush	Yds	Avg.	TD	Lg	Av/G
2005	10/1	21	371	17.7	4	47	37.1	2	21	10.5	0	29	2.1
2006	10/3	20	225	11.2	2	32	22.5	7	61	8.7	0	27	6.1
2007	11/9	46	849	18.5	5	73	77.2	6	34	2.3	1	19	1.3
2008	2/2	4	42	10.5	1	14	21.0	0	0	0	0	0	0
Totals	33/15	91	1487	16.3	12	73	45.1	15	117	7.8	1	29	3.5

#4, D.J. McAulay's Career Stats

Year	G/S	Rec	Yds	Avg.	TD	Lg	Av/G	Rush	Yds	Avg.	TD	Lg	Av/G
2005	9/0	2	49	24.5	0	39	5.4	1	-4	-4.0	0	0	-0.4
2006	8/3	21	307	14.6	2	49	38.4	4	39	9.8	0	27	6.1
2007	1/1	7	162	23.1	1	40	162.0	1	6	6.0	0	6	6.0
2008	2/2	8	142	17.8	3	30	71.0	1	5	5.0	0	5	2.5
Totals	20/6	38	660	17.3	6	49	33.0	7	46	6.6	0	27	2.3

#89, Eric Robertson's Career Stats

Year	G/S	Rec	Yds	Avg.	TD	Lg	Av/G	Rush	Yds	Avg.	TD	Lg	Av/G
2006	4/0	0	0	0.0	0	0	0.0	0	0	0.0	0	0	0.0
2007	9/0	7	90	12.9	0	21	10.0	0	0	0.0	0	0	0.0
Totals	13/0	7	90	12.9	0	21	6.9	0	0	0.0	0	0	0.0

#81, Cameron Dohse's Career Stats

Year	G/S	Rec	Yds	Avg.	TD	Lg	Av/G	Rush	Yds	Avg.	TD	Lg	Av/G
2007	11/9	31	557	18.0	5	43	50.6	0	0	0.0	0	0	0.0

#88, Terreon Conyers' Career Stats

Year	G/S	Rec	Yds	Avg.	TD	Lg	Av/G	Rush	Yds	Avg.	TD	Lg	Av/G
2007	2/0	1	7	7.0	0	7	3.5	0	0	0.0	0	0	0.0
2008	2/0	1	12	12.0	0	12	6.0	0	0	0.0	0	0	0.0
Totals	4/0	2	19	9.5	0	12	4.8	0	0	0.0	0	0	0.0

#15, Chase Hill's Career Stats

Year	G/S	Rec	Yds	Avg.	TD	Lg	Av/G	Rush	Yds	Avg.	TD	Lg	Av/G
2008	1/1	4	45	11.2	0	30	45.0	0	0	0.0	0	0	0.0

#98, Rob Varno's Career Stats

Year	G/S	Rec	Yds	Avg.	TD	Lg	Av/G
2006	11/0	0	0	0.0	0	0	0.0
2007	11/11	11	115	10.5	0	32	10.5
2008	2/2	7	91	13.0	1	21	45.5
Totals	24/2	18	206	11.4	0	32	8.6



2008 Results

GAME	William & Mary 24 N.C. State 34
1	Sept. 6, 2008 <i>Carter-Finley Stadium • Raleigh, N.C.</i>

RALEIGH, N.C. (9/6/08) -- William and Mary outscored North Carolina State, 24-20, in the second half but fell to the Wolfpack in its season opener, 34-24.

Junior wide receiver D.J. McAulay led the Tribe with a pair of touchdown grabs and finished the evening with a game-high six catches for 99 yards, while senior all-conference cornerback Derek Cox also provided a score with a 45-yard interception return for a touchdown.

As a unit, the Tribe defense limited N.C. State to just 67 yards on the ground and held the Wolfpack to just 11 first downs.

A interception by senior safety David Houff on the games initial series put the Tribe inside NCSU's 20 yard line, but W&M was unable to put any points up when freshman running back Jonathan Grimes lost a fumble.

Although the College trailed 14-0 at the half, W&M outgained NCSU in total yards, 103-79, and controlled the time of possession by more than three minutes. Additionally, the Tribe defense surrendered just three first downs, all of which occurred on the Wolfpack's final possession of the half.

The Tribe put up its first points of the game on the initial series of the second half when junior Brian Pate connected on a 43-yard field goal. Senior quarterback Jake Phillips completed 3-of-4 passes on the drive and had a pair of rushes for 14 yards to help set up the score.

Following a NCSU touchdown, W&M answered with a six-play, 77-yard drive that culminated in a 30-yard touchdown strike from Jake Phillips to McAulay.

While NCSU extended its lead to 34-10, W&M scored a pair of touchdowns late in the fourth quarter as Derek Cox returned an interception 45 yards for a score and backup quarterback R.J. Archer found McAulay open in the end zone during the final minute of play.

	1	2	3	4	Final
William and Mary	0	0	10	14	24
N.C. State	7	7	7	13	34

Scoring Summary

Qtr	Team	Score	Time
1st	NCSU	Brown 3 run (Czajkowski kick)	3:59
2nd	NCSU	Williams 22 pass from Beck (Czajkowski kick)	0:34
3rd	W&M	Pate 43 field goal	11:47
3rd	NCSU	Bryan 1 pass from Beck (Czajkowski kick)	5:18
3rd	W&M	McAulay 30 pass from Phillips (Czajkowski kick)	3:08
4th	NCSU	Czajkowski 39 field goal	14:54
4th	NCSU	Czajkowski 33 field goal	13:29
4th	NCSU	Underwood 10 run (Czajkowski kick)	7:48
4th	W&M	Cox 45 INT return	5:56
4th	W&M	McAulay 25 pass from Archer	0:20

	W&M	NCSU
First Downs	16	11
Rushes - Yards	33-115	30-67
Att-Cmp-Int	37-19-2	36-21-2
Pass Yards	188	258
Total Offense	303	325
Total Plays	70	66
Fumbles - Lost	3-2	1-0
3rd Down Conv.	5-17	2-16
Penalties - Yards	3-15	7-58
Sacks by - Yards	2-19	3-25
Time of Possession	29:56	30:04

Rushing - W&M: Riggins 12-51, Grimes 8-30, Archer 3-26, Phillips 9-6, Woolfolk 1-2. **NCSU:** Brown 17-43 (TD), Underwood 9-29 (TD), Beck 2-6, Team 1-<1>, Evans 1-<10>.

Passing - W&M: Phillips 30-15-2, 139 (TD); Archer 7-4-0, 49 (TD). **NCSU:** Beck 25-17-1 (2TD), Evans 11-4-1.

Receiving - W&M: McAulay 6-99 (2TD), Hill 4-45, Grimes 4-5, Varno 3-31, Riggins 1-5, Woolfolk 1-3. **NCSU:** Spencer 5-82, Bryan 5-41 (TD), Graham 3-78, James 2-9, Brown 2-9, Williams 1-22 (TD), Underwood 1-10, Gentry 1-5, Kushner 1-2).

Defense - W&M: Tracy 8 (7 solo, sack, TFL, PBU), Rutter 8 (5 solo, TFL), Caldwell 7 (4 solo, sack, TFL, PBU), Cox 5 (INT for TD, PBU), Pigram 5 (0.5 TFL), Alvarado 4 (TFL, PBU), Herbert 4 (1.5 TFL), Stover 3 (0.5 TFL), Steinman (0.5 TFL), Houff 2 (INT), Trantin 2 (TFL, PBU).

Attendance: 56,694; **Time:** 3:15; **Weather:** 81, Partly Cloudy

GAME	William & Mary 52 VMI 17
2	Sept. 13, 2008 <i>Zable Stadium • Williamsburg, Va.</i>

WILLIAMSBURG, Va. (9/13/08) -- The Tribe earned its 23rd consecutive victory against Virginia Military Institute with a 52-17 win in its home opener at Zable Stadium.

W&M piled up 570 yards of total offense, including 398 yards on the ground. Additionally, the College's defense limited the Keydets to just 25 yards passing and 13 first downs.

Sophomore running back Terrence Riggins led W&M's ground attack with a career-high 180 yards on 15 carries (12.0 yards per rush), while true freshman running back Jonathan Grimes scored a pair of touchdowns and rushed for 97 yards on five carries (19.4 yards per rush).

Senior quarterback Jake Phillips threw for three touchdowns and finished the contest completing 13 of his 18 passes for a game-high 172 yards. The Warm Springs, Va., native also accounted for a rushing touchdown and totaled 49 yards on the ground on four carries.

Junior tight end Rob Varno, senior wide receiver Elliott Mack and junior wide out D.J. McAulay all hauled in a touchdown receptions for the Tribe.

After turning the ball over on its first two possessions, the Tribe scored the contest's initial points when Grimes earned his first-career touchdown with a 29-yard run late in the first quarter.

Following a VMI turnover, Phillips completed a 21-yard touchdown pass to Varno in the right side of the end zone that put W&M ahead, 14-0, with 13:28 showing in the second quarter.

Both teams added field goals late in the first half.

The Tribe put the game away with a pair of touchdowns in the opening 1:26 of the second half, as Grimes scored on a 12-yard scamper and Phillips recorded a 19-yard touchdown run.

W&M's final two scores came via an 11-yard touchdown pass from Phillips to Mack and an 11-yard touchdown run by sophomore running back Tom Schonder late in the fourth quarter.

	1	2	3	4	Final
VMI	0	3	14	0	17
William and Mary	7	17	21	7	52

Scoring Summary

Qtr	Team	Score	Time
1st	W&M	Grimes 29 run (Pate kick)	1:51
2nd	W&M	Varno 21 pass from Phillips (Pate Kick)	13:28
2nd	W&M	McAulay 28 pass from Phillips (Pate Kick)	7:27
2nd	VMI	Stevens 38 field goal	1:01
2nd	W&M	Pate 42 field goal	0:01
3rd	W&M	Grimes 12 run (Pate kick)	14:18
3rd	W&M	Phillips 19 run (Pate kick)	13:34
3rd	VMI	Maypray 64 run (Stevens kick)	11:10
3rd	VMI	Hughes 6 run (Stevens kick)	7:31
3rd	W&M	Mack 11 pass from Phillips (Pate kick)	3:29
4th	W&M	Schonder 11 run (Pate kick)	2:04

	VMI	W&M
First Downs	13	30
Rushes - Yards	57-262	41-398
Att-Cmp-Int	6-3-0	20-13-2
Pass Yards	25	172
Total Offense	287	570
Total Plays	63	61
Fumbles - Lost	3-2	2-2
3rd Down Conv.	7-16	5-7
Penalties - Yards	9-74	8-80
Sacks by - Yards	1-5	2-17
Time of Possession	33:10	26:50

Rushing - W&M: Riggins 15-180, Grimes 5-97 (2TD), Schonder 7-54 (TD), Phillips 4-49 (TD), Archer 8-43, McAulay 1-5. **VMI:** Maypray 26-157 (TD), Abegesah 11-52, Itoka 6-37, Collins 3-25, Hughes 6-19 (TD), Jones 2-6, Rainey-Wiles 1-3.

Passing - W&M: Phillips 18-13-2, 172 (3TD); Archer 2-0-0, 0. **VMI:** Maypray 2-2-0, Hughes 4-1-0.

Receiving - W&M: Varno 4-60 (TD), Mack 4-42 (TD), McAulay 2-43 (TD), Grimes 2-15, Conyers 1-12. **VMI:** Maypray 1-12, Abegesah 1-8, Rainey-Wiles 1-5.

Defense - W&M: Caldwell 10 (TFL, FF, FR), Cox 6 (5 solo, 2.0 TFL), Rutter 6 (FF, PBU), Trantin 4 (1.5 TFL, 0.5 sack, PBU), Tracy 4 (0.5 sack), Pulley 3 (sack), Francks 2 (FR).

Attendance: 10,624; **Time:** 2:43; **Weather:** 91, Clear

2008 William and Mary Football
W&M Combined Team Statistics (as of Sep 15, 2008)
All games

RECORD:	OVERALL	HOME	AWAY	NEUTRAL
ALL GAMES	(1-1-0)	(1-0-0)	(0-1-0)	(0-0-0)
CONFERENCE	(0-0-0)	(0-0-0)	(0-0-0)	(0-0-0)
NON-CONFERENCE	(1-1-0)	(1-0-0)	(0-1-0)	(0-0-0)

DATE	OPPONENT	W/L	SCORE	ATTEND
Sep 06, 2008	at NC State	L	24-34	56694
Sep 13, 2008	VMI	W	52-17	10624

* denotes conference game

RUSHING	GP	Att	Gain	Loss	Net	Avg	TD	Long	Avg/G
T. Riggins	2	27	233	2	231	8.6	0	53	115.5
Jonathan Grimes	2	13	128	1	127	9.8	2	39	63.5
R.J. Archer	2	11	81	12	69	6.3	0	27	34.5
Jake Phillips	2	13	85	30	55	4.2	1	21	27.5
Thomas Schonder	2	7	59	5	54	7.7	1	33	27.0
D.J. McAulay	2	1	5	0	5	5.0	0	5	2.5
Ryan Woolfolk	1	1	2	0	2	2.0	0	2	2.0
TEAM	1	1	0	30	-30	-30.0	0	0	-30.0
Total.....	2	74	593	80	513	6.9	4	53	256.5
Opponents.....	2	87	404	75	329	3.8	4	64	164.5

PASSING	GP	Effic	Att-Cmp-Int	Pct	Yds	TD	Lng	Avg/G
Jake Phillips	2	123.59	48-28-4	58.3	311	4	30	155.5
R.J. Archer	2	126.84	9-4-0	44.4	49	1	25	24.5
Total.....	2	124.11	57-32-4	56.1	360	5	30	180.0
Opponents.....	2	119.93	42-24-2	57.1	283	2	47	141.5

RECEIVING	GP	No.	Yds	Avg	TD	Long	Avg/G
D.J. McAulay	2	8	142	17.8	3	30	71.0
Rob Varno	2	7	91	13.0	1	21	45.5
Jonathan Grimes	2	6	20	3.3	0	8	10.0
Chase Hill	1	4	45	11.2	0	30	45.0
Elliott Mack	2	4	42	10.5	1	14	21.0
Terreon Conyers	2	1	12	12.0	0	12	6.0
T. Riggins	2	1	5	5.0	0	5	2.5
Ryan Woolfolk	1	1	3	3.0	0	3	3.0
Total.....	2	32	360	11.2	5	30	180.0
Opponents.....	2	24	283	11.8	2	47	141.5

FIELD GOALS	FGM-FGA	Pct	01-19	20-29	30-39	40-49	50-99	Lg	Blk
Brian Pate	2-2	100.0	0-0	0-0	0-0	2-2	0-0	43	0

SCORING	TD	FGs	Kick	Rush	Rcv	Pass	DXP	Saf	Points
D.J. McAulay	3	0-0	0-0	0-0	0	0-0	0	0	18
Brian Pate	0	2-2	10-10	0-0	0	0-0	0	0	16
Jonathan Grimes	2	0-0	0-0	0-0	0	0-0	0	0	12
Elliott Mack	1	0-0	0-0	0-0	0	0-0	0	0	6
Derek Cox	1	0-0	0-0	0-0	0	0-0	0	0	6
Thomas Schonder	1	0-0	0-0	0-0	0	0-0	0	0	6
Rob Varno	1	0-0	0-0	0-0	0	0-0	0	0	6
Jake Phillips	1	0-0	0-0	0-0	0	0-0	0	0	6
Total.....	10	2-2	10-10	0-0	0	0-0	0	0	76
Opponents.....	6	3-4	6-6	0-0	0	0-0	0	0	51

SCORE BY QUARTERS	1st	2nd	3rd	4th	Total
W&M.....	7	17	31	21	76
Opponents.....	7	10	21	13	51

TOTAL OFFENSE	G	Plays	Rush	Pass	Total	Avg/G
Jake Phillips	2	61	55	311	366	183.0
T. Riggins	2	27	231	0	231	115.5
Jonathan Grimes	2	13	127	0	127	63.5
R.J. Archer	2	20	69	49	118	59.0
Thomas Schonder	2	7	54	0	54	27.0
Total.....	2	131	513	360	873	436.5
Opponents.....	2	129	329	283	612	306.0

TEAM STATISTICS	W&M	OPP
FIRST DOWNS.....	46	24
Rushing.....	26	14
Passing.....	18	10
Penalty.....	2	0
RUSHING YARDAGE.....	513	329
Yards gained rushing...	593	404
Yards lost rushing....	80	75
Rushing Attempts.....	74	87
Average Per Rush.....	6.9	3.8
Average Per Game.....	256.5	164.5
TDs Rushing.....	4	4
PASSING YARDAGE.....	360	283
Att-Cmp-Int.....	57-32-4	42-24-2
Average Per Pass.....	6.3	6.7
Average Per Catch.....	11.2	11.8
Average Per Game.....	180.0	141.5
TDs Passing.....	5	2
TOTAL OFFENSE.....	873	612
Total Plays.....	131	129
Average Per Play.....	6.7	4.7
Average Per Game.....	436.5	306.0
KICK RETURNS: #-YARDS....	9-183	11-168
PUNT RETURNS: #-YARDS....	7-14	5-65
INT RETURNS: #-YARDS....	2-73	4-42
FUMBLES-LOST.....	5-4	4-2
PENALTIES-YARDS.....	11-95	16-132
PUNTS-AVG.....	9-45.3	14-40.4
TIME OF POSSESSION/GAME..	28:23	31:37
3RD-DOWN CONVERSIONS....	10/24	9/32
4TH-DOWN CONVERSIONS....	0/1	2/3

INTERCEPTIONS	No.	Yds	Avg	TD	Long
David Houff	1	28	28.0	0	28
Derek Cox	1	45	45.0	1	45
Total.....	2	73	36.5	1	45
Opponents.....	4	42	10.5	0	24

PUNTING	No.	Yds	Avg	Long	TB	FC	I20	Blkd
David Miller	9	408	45.3	58	3	0	2	0
Total.....	9	408	45.3	58	3	0	2	0
Opponents.....	14	566	40.4	55	1	3	3	0

PUNT RETURNS	No.	Yds	Avg	TD	Long
Derek Cox	5	16	3.2	0	16
Elliott Mack	2	-2	-1.0	0	0
Total.....	7	14	2.0	0	16
Opponents.....	5	65	13.0	0	18

KICK RETURNS	No.	Yds	Avg	TD	Long
David Caldwell	4	81	20.2	0	25
Terrell Wells	2	45	22.5	0	26
Elliott Mack	2	33	16.5	0	18
Jonathan Grimes	1	24	24.0	0	24
Total.....	9	183	20.3	0	26
Opponents.....	11	168	15.3	0	23

ALL PURPOSE	G	Rush	Rec	PR	KOR	IR	Tot	Avg/G
T. Riggins	2	231	5	0	0	0	236	118.0
Jonathan Grimes	2	127	20	0	24	0	171	85.5
D.J. McAulay	2	5	142	0	0	0	147	73.5
Rob Varno	2	0	91	0	0	0	91	45.5
David Caldwell	2	0	0	0	81	0	81	40.5
Total.....	2	513	360	14	183	73	1143	571.5
Opponents.....	2	329	283	65	168	42	887	443.5

DEFENSIVE LEADERS	GP	Solo	Ast	Total	TFL/Yds	No-Yds	Int-Yds	BrUp	QBH	Rcv-Yds	FF	Kick	Saf
6 David Caldwell	2	8	9	17	2.0-11	1.0-9	.	1	.	1-0	1	.	.

2008 William and Mary Football
W&M Overall Team Statistics (as of Sep 15, 2008)
All games

TEAM STATISTICS	W&M	OPP
SCORING.....	76	51
Points Per Game.....	38.0	25.5
FIRST DOWNS.....	46	24
Rushing.....	26	14
Passing.....	18	10
Penalty.....	2	0
RUSHING YARDAGE.....	513	329
Yards gained rushing.....	593	404
Yards lost rushing.....	80	75
Rushing Attempts.....	74	87
Average Per Rush.....	6.9	3.8
Average Per Game.....	256.5	164.5
TDs Rushing.....	4	4
PASSING YARDAGE.....	360	283
Att-Comp-Int.....	57-32-4	42-24-2
Average Per Pass.....	6.3	6.7
Average Per Catch.....	11.2	11.8
Average Per Game.....	180.0	141.5
TDs Passing.....	5	2
TOTAL OFFENSE.....	873	612
Total Plays.....	131	129
Average Per Play.....	6.7	4.7
Average Per Game.....	436.5	306.0
KICK RETURNS: #-YARDS.....	9-183	11-168
PUNT RETURNS: #-YARDS.....	7-14	5-65
INT RETURNS: #-YARDS.....	2-73	4-42
KICK RETURN AVERAGE.....	20.3	15.3
PUNT RETURN AVERAGE.....	2.0	13.0
INT RETURN AVERAGE.....	36.5	10.5
FUMBLES-LOST.....	5-4	4-2
PENALTIES-YARDS.....	11-95	16-132
Average Per Game.....	47.5	66.0
PUNTS-YARDS.....	9-408	14-566
Average Per Punt.....	45.3	40.4
Net punt average.....	38.1	39.4
TIME OF POSSESSION/GAME.....	28:23	31:37
3RD-DOWN CONVERSIONS.....	10/24	9/32
3rd-Down Pct.....	42%	28%
4TH-DOWN CONVERSIONS.....	0/1	2/3
4th-Down Pct.....	0%	67%
SACKS BY-YARDS.....	4-36	4-30
MISC YARDS.....	0	13
TOUCHDOWNS SCORED.....	10	6
FIELD GOALS-ATTEMPTS.....	2-2	3-4
PAT-ATTEMPTS.....	10-10	6-6
ATTENDANCE.....	10624	56694
Games/Avg Per Game.....	1/10624	1/56694
Neutral Site Games.....		0/0

SCORE BY QUARTERS	1st	2nd	3rd	4th	Total
W&M.....	7	17	31	21	- 76
Opponents.....	7	10	21	13	- 51

2008 William and Mary Football
W&M Overall Individual Statistics (as of Sep 15, 2008)
All games

RUSHING	GP	Att	Gain	Loss	Net	Avg	TD	Long	Avg/G
T. Riggins	2	27	233	2	231	8.6	0	53	115.5
Jonathan Grimes	2	13	128	1	127	9.8	2	39	63.5
R.J. Archer	2	11	81	12	69	6.3	0	27	34.5
Jake Phillips	2	13	85	30	55	4.2	1	21	27.5
Thomas Schonder	2	7	59	5	54	7.7	1	33	27.0
D.J. McAulay	2	1	5	0	5	5.0	0	5	2.5
Ryan Woolfolk	1	1	2	0	2	2.0	0	2	2.0
TEAM	1	1	0	30	-30	-30.0	0	0	-30.0
Total.....	2	74	593	80	513	6.9	4	53	256.5
Opponents.....	2	87	404	75	329	3.8	4	64	164.5

PASSING	GP	Effic	Att-Cmp-Int	Pct	Yds	TD	Lng	Avg/G
Jake Phillips	2	123.59	48-28-4	58.3	311	4	30	155.5
R.J. Archer	2	126.84	9-4-0	44.4	49	1	25	24.5
Total.....	2	124.11	57-32-4	56.1	360	5	30	180.0
Opponents.....	2	119.93	42-24-2	57.1	283	2	47	141.5

RECEIVING	GP	No.	Yds	Avg	TD	Long	Avg/G
D.J. McAulay	2	8	142	17.8	3	30	71.0
Rob Varno	2	7	91	13.0	1	21	45.5
Jonathan Grimes	2	6	20	3.3	0	8	10.0
Chase Hill	1	4	45	11.2	0	30	45.0
Elliott Mack	2	4	42	10.5	1	14	21.0
Terreon Conyers	2	1	12	12.0	0	12	6.0
T. Riggins	2	1	5	5.0	0	5	2.5
Ryan Woolfolk	1	1	3	3.0	0	3	3.0
Total.....	2	32	360	11.2	5	30	180.0
Opponents.....	2	24	283	11.8	2	47	141.5

PUNT RETURNS	No.	Yds	Avg	TD	Long
Derek Cox	5	16	3.2	0	16
Elliott Mack	2	-2	-1.0	0	0
Total.....	7	14	2.0	0	16
Opponents.....	5	65	13.0	0	18

INTERCEPTIONS	No.	Yds	Avg	TD	Long
Derek Cox	1	45	45.0	1	45
David Houff	1	28	28.0	0	28
Total.....	2	73	36.5	1	45
Opponents.....	4	42	10.5	0	24

KICK RETURNS	No.	Yds	Avg	TD	Long
David Caldwell	4	81	20.2	0	25
Elliott Mack	2	33	16.5	0	18
Terrell Wells	2	45	22.5	0	26
Jonathan Grimes	1	24	24.0	0	24
Total.....	9	183	20.3	0	26
Opponents.....	11	168	15.3	0	23

FUMBLE RETURNS	No.	Yds	Avg	TD	Long
Total.....	0	0	0.0	0	0
Opponents.....	1	13	13.0	0	13

2008 William and Mary Football
W&M Overall Individual Statistics (as of Sep 15, 2008)
All games

SCORING	----- PATs -----								
	TD	FGs	Kick	Rush	Rcv	Pass	DXP	Saf	Points
D.J. McAulay	3	0-0	0-0	0-0	0	0-0	0	0	18
Brian Pate	0	2-2	10-10	0-0	0	0-0	0	0	16
Jonathan Grimes	2	0-0	0-0	0-0	0	0-0	0	0	12
Rob Varno	1	0-0	0-0	0-0	0	0-0	0	0	6
Jake Phillips	1	0-0	0-0	0-0	0	0-0	0	0	6
Derek Cox	1	0-0	0-0	0-0	0	0-0	0	0	6
Thomas Schonder	1	0-0	0-0	0-0	0	0-0	0	0	6
Elliott Mack	1	0-0	0-0	0-0	0	0-0	0	0	6
Total.....	10	2-2	10-10	0-0	0	0-0	0	0	76
Opponents.....	6	3-4	6-6	0-0	0	0-0	0	0	51

TOTAL OFFENSE	G	Plays	Rush	Pass	Total	Avg/G
Jake Phillips	2	61	55	311	366	183.0
T. Riggins	2	27	231	0	231	115.5
Jonathan Grimes	2	13	127	0	127	63.5
R.J. Archer	2	20	69	49	118	59.0
Thomas Schonder	2	7	54	0	54	27.0
D.J. McAulay	2	1	5	0	5	2.5
Ryan Woolfolk	1	1	2	0	2	2.0
TEAM	1	1	-30	0	-30	-30.0
Total.....	2	131	513	360	873	436.5
Opponents.....	2	129	329	283	612	306.0

FIELD GOALS	FGM-FGA	Pct	01-19	20-29	30-39	40-49	50-99	Lg	Blk
Brian Pate	2-2	100.0	0-0	0-0	0-0	2-2	0-0	43	0

FG SEQUENCE	W&M	OPPONENTS
NC State	(43)	(39), (33)
VMI	(42)	(38), 43

Numbers in (parentheses) indicate field goal was made.

PUNTING	No.	Yds	Avg	Long	TB	FC	I20	Blkd
David Miller	9	408	45.3	58	3	0	2	0
Total.....	9	408	45.3	58	3	0	2	0
Opponents.....	14	566	40.4	55	1	3	3	0

KICKOFFS	No.	Yds	Avg	TB	OB	Retn	Net	YdLn
Brian Pate	12	712	59.3	1	0			
Total.....	12	712	59.3	1	0	188	43.7	26
Opponents.....	11	689	62.6	2	0	223	42.4	27

2008 William and Mary Football
W&M Overall Individual Statistics (as of Sep 15, 2008)
All games

ALL PURPOSE	G	Rush	Rec	PR	KOR	IR	Tot	Avg/G
T. Riggins	2	231	5	0	0	0	236	118.0
Jonathan Grimes	2	127	20	0	24	0	171	85.5
D.J. McAulay	2	5	142	0	0	0	147	73.5
Rob Varno	2	0	91	0	0	0	91	45.5
David Caldwell	2	0	0	0	81	0	81	40.5
Elliott Mack	2	0	42	-2	33	0	73	36.5
R.J. Archer	2	69	0	0	0	0	69	34.5
Derek Cox	2	0	0	16	0	45	61	30.5
Jake Phillips	2	55	0	0	0	0	55	27.5
Thomas Schonder	2	54	0	0	0	0	54	27.0
Terrell Wells	2	0	0	0	45	0	45	22.5
Chase Hill	1	0	45	0	0	0	45	45.0
David Houff	2	0	0	0	0	28	28	14.0
Terreon Conyers	2	0	12	0	0	0	12	6.0
Ryan Woolfolk	1	2	3	0	0	0	5	5.0
TEAM	1	-30	0	0	0	0	-30	-30.0
Total.....	2	513	360	14	183	73	1143	571.5
Opponents.....	2	329	283	65	168	42	887	443.5

2008 William and Mary Football
W&M Overall Defensive Statistics (as of Sep 15, 2008)
All games

DEFENSIVE LEADERS	-----Tackles-----				-Sacks-		---Pass Def---			-Fumbles-		Blkd	
	GP	Solo	Ast	Total	TFL/Yds	No-Yds	Int-Yds	BrUp	QBH	Rcv-Yds	FF	Kick	Saf
6 David Caldwell	2	8	9	17	2.0-11	1.0-9	.	1	.	1-0	1	.	.
44 Josh Rutter	2	8	6	14	1.0-6	.	.	1	.	.	1	.	.
97 Adrian Tracy	2	8	4	12	1.5-14	1.5-14	.	1	1
37 Derek Cox	2	9	2	11	2.0-8	.	1-45	1
26 M. Alvarado	2	6	3	9	1.0-3	.	.	1
5 Michael Pigram	2	3	4	7	0.5-0	.	.	.	1
95 C.J. Herbert	2	3	4	7	1.5-5	.	.	.	1
92 Michael Stover	2	5	2	7	0.5-1
93 Sean Lissemore	2	1	5	6
32 Jake Trantin	2	3	3	6	2.5-8	0.5-4	.	2
99 H. Robertson	2	1	5	6
50 Todd Reyher	2	3	2	5
42 Fred Johnson	2	3	2	5
22 David Houff	2	4	.	4	.	.	1-28
52 Marcus Hyde	2	2	2	4
40 Kyle O'Brien	2	4	.	4
96 Daniel Pulley	2	1	2	3	1.0-9	1.0-9
48 Wes Steinman	1	.	3	3	0.5-3
94 R. Pradhanang	1	2	1	3
21 Evan Francks	2	1	1	2	1-0	.	.	.
24 Ben Cottingham	2	1	1	2
36 Nick Downey	1	.	2	2
38 Terrell Wells	2	2	.	2	.	.	.	1
68 James Pagliaro	1	.	1	1
15 Chase Hill	1	1	.	1
66 Derek Toon	2	1	.	1
2 Elliott Mack	2	1	.	1
56 C.J. Muse	2	1	.	1
23 T. Riggins	2	1	.	1
Total.....	2	83	64	147	14-68	4-36	2-73	8	3	2-0	2	.	.
Opponents.....	2	74	66	140	11-47	4-30	4-42	4	4	4-13	3	.	.

2008 William and Mary Football
W&M Team Game-by-Game (as of Sep 15, 2008)
All games

TEAM

Date	Opponent	---RUSHING---				--RECEIVING--				-----PASSING-----					--KICK RET--				--PUNT RET--				All	
		No.	Yds	TD	Lg	No.	Yds	TD	Lg	Att	Cmp	Int	Yds	TD	Lg	No	Yds	TD	Lg	No	Yds	TD		Lg
Sep 06, 2008	at NC State.....	33	115	0	13	19	188	2	30	37-	19-	2	188	2	30	6	118	0	26	4	0	0	1	494
Sep 13, 2008	VMI.....	41	398	4	53	13	172	3	28	20-	13-	2	172	3	28	3	65	0	24	3	14	0	16	649
Totals.....		74	513	4	53	32	360	5	30	57-	32-	4	360	5	30	9	183	0	26	7	14	0	16	1143
Opponent.....		87	329	4	64	24	283	2	47	42-	24-	2	283	2	47	11	168	0	23	5	65	0	18	887

Games played: 2
Avg per rush: 6.9
Avg per catch: 11.2
Pass efficiency: 124.11
Kick ret avg: 20.3
Punt ret avg: 2.0
All purpose avg/game: 571.5
Total offense avg/gm: 436.5

Date	Opponent	-----TACKLES-----				--SACKS--		--FUMBLE--			Pass Blkd			--Kicks--XPTS--					Pts
		Solo	Ast	Total	TFL-Yds	No-Yds	FF	FR-Yds	Int-Yds	QBH	Brk	Kick	Att-Mad	Run	Rcv	Saf			
Sep 06, 2008	at NC State.....	40	26	66	8.0-38	2.0-19	0	0-0	2-73	3	6	0	3-3	0	0	0	24		
Sep 13, 2008	VMI.....	43	38	81	6.0-30	2.0-17	2	2-0	0-0	0	2	0	7-7	0	0	0	52		
Totals.....		83	64	147	14.0-68	4.0-36	2	2-0	2-73	3	8	0	10-10	0	0	0	76		
Opponent.....		74	66	140	11.0-47	4.0-30	3	4-13	4-42	4	4	0	6-6	0	0	0	51		

Date	Opponent	-----PUNTING-----							--FIELD GOALS--				-----KICKOFFS-----					
		No	Yds	Avg	Long	Blkd	TB	FC	50+	I20	Att-Made	Lg	Blkd	No	Yds	Avg	TB	OB
Sep 06, 2008	at NC State.....	9	408	45.3	58	0	3	0	4	2	1-1	43	0	4	247	61.8	1	0
Sep 13, 2008	VMI.....	0	0	0.0	0	0	0	0	0	0	1-1	42	0	8	465	58.1	0	0
Totals.....		9	408	45.3	58	0	3	0	4	2	2-2	43	0	12	712	59.3	1	0
Opponent.....		14	566	40.4	55	0	1	3	1	3	4-3	39	0	11	689	62.6	2	0