



2008 WILLIAM & MARY TRIBE FOOTBALL GAME NOTES



**No. 14/16 William and Mary
Tribe
(6-2, 4-1 CAA)**



**Northeastern
Huskies
(2-7, 1-4 CAA)**



www.tribeathletics.com/gameday.html

Game Day Information

WILLIAM AND MARY "TRIBE" (6-2, 4-1 CAA) vs. NORTHEASTERN "HUSKIES" (2-7, 1-4 CAA)

Kickoff: 7 p.m., Saturday, Nov. 8, 2008

Site: Zable Stadium (12,259, FieldTurf)

Radio: 6:30 p.m. - Tribe Football Radio Network, including www.TribeAthletics.com (See next page)

All-Time Series: W&M leads, 10-2; W&M leads series in Williamsburg, 4-1

Last Meeting: William and Mary won, 44-41 (2 OT), on Oct. 15, 2005 in Brookline, Mass.

Head Coaches: Jimmye Laycock (188-136-2/29th season); Rocky Hager (17-36/fifth season at NU)

First and 10

After earning a 34-14 victory at Towson last weekend, the No. 14/16 Tribe will look to extend its four-game winning streak when it hosts Northeastern this Saturday at 7 p.m. The Tribe controls the all-time series, 10-2, and owns a perfect 6-0 mark in games played in Williamsburg. Despite the lopsided series record, the most recent two meetings between the schools have gone into overtime, as W&M earned a 44-41 double-overtime win in 2005 and a 38-35 single-overtime triumph in '04. The College enters Saturday's contest as one of the most productive offensive teams in the country, ranking 11th nationally in total offense (427.00 ypg) and 15th in scoring offense (34.88 ppg). Individually, true freshman running back Jonathan Grimes currently ranks 10th in the country in all-purpose yards per game (164.88 ypg). Defensively, the Tribe ranks 22nd nationally in total defense (307.75 ypg) and 20th in pass efficiency defense (110.22). Junior defensive end Adrian Tracy ranks tied for third in the country with 1.06 sacks per game and tied for fifth with 1.75 tackles for a loss per game.

2008 Tribe Schedule

Date	Opponent	Score/Time
Sept. 6	at N.C. State	L, 34-24
Sept. 13	VMI	W, 52-17
Sept. 20	NORFOLK STATE	W, 42-12
Oct. 4	No. 14/16 VILLANOVA*	L, 38-28
Oct. 11	at No. 4 New Hampshire*	W, 38-34
Oct. 18	at Delaware*	W, 27-3
Oct. 25	RHODE ISLAND*	W, 34-24
Nov. 1	at Towson*	W, 34-14
Nov. 8	NORTHEASTERN*	7 p.m.
Nov. 15	at James Madison*	1:30 p.m.
Nov. 22	RICHMOND*	Noon

*CAA conference game

2008 Huskies Schedule

Date	Opponent	Score/Time
Aug. 28	at Ball State	L, 48-14
Sept. 13	at Georgia Southern	L, 34-27 (OT)
Sept. 20	at Syracuse	L, 30-21
Sept. 27	UC DAVIS	W, 27-10
Oct. 4	at Towson*	W, 35-17
Oct. 11	MASSACHUSETTS*	L, 28-24
Oct. 18	NEW HAMPSHIRE*	L, 33-21
Oct. 25	at Maine*	L, 20-0
Nov. 1	VILLANOVA*	L, 20-14
Nov. 8	at William and Mary*	7 p.m.
Nov. 15	at Hofstra*	1 p.m.
Nov. 22	RHODE ISLAND*	1 p.m.

*CAA conference game

Table of Contents

Media Information	2
W&M Football Radio Network	2
W&M Sports Information Staff	2
Projected Depth Chart and Start Chart	3
This Week's Opponent: Northeastern	4
Tale of the Tape	4
W&M Football Quick Facts	5
W&M Football Game Notes	5
The Tribe in 2008	6
Scouting the 2008 Opponents	6
CAA Football Information	7
National Rankings	8
Tribe Football Record Watch	9-10
2008 W&M Quarterback Club Awards	15
2008 Honor Roll	16
Head Coach Jimmye Laycock	17
Senior Profile: David Houff	18-19
W&M Football Rosters	20-21
Season Game-By-Game Starters	22
Tribe in the Red Zone	22
W&M Single-Game Highs	23
Opponent Single-Game Highs	24
Long Plays of the Season	24
Top Offensive Performances	25
Scoring Drives Chart	26
The Last Time It Happened	27
W&M Single-Game Records	28
Individual Career-Highs	29
Career Statistics	31
2008 Game-By-Game Results	32
2008 Season Statistics	36



MEDIA INFORMATION

W&M Media Relations Staff

Pete Clawson (Primary Football Contact)
Assistant A.D., Media Relations
(O) 757-221-3369 (E) pmclaw@wm.edu

Rob Turner (Football Contact)
Associate Sports Information Director
(O) 757-221-3370 (E) rrtturn@wm.edu

Kris Sears (Associate SID)
(O) 757-221-3368 (E) kasear@wm.edu

Jake Skipper (Associate SID)
(O) 757-221-3344 (E) jcskip@wm.edu

Scott Burns (Intern)
(O) 757-221-3344 (E) sburns@wm.edu

Zable Stadium Press Box Phone: 757-221-3414

Sports Information Fax: 757-221-3412

Web Site: www.TribeAthletics.com

Mailing Address:

751 Ukrop Way
Williamsburg, VA 23185

Weekly CAA Football Coaches Call

Every Monday beginning Aug. 25 CAA football coaches will participate in teleconferences for the media from 10:00-12:10 (EST). Each coach will have a 10-minute slot to discuss his team and answer questions from the media. Members of the media are strongly encouraged to participate in the questioning. For the access number and password contact Scott Meyer in the CAA office at (804) 754-1616, x20.

- 10:00 CAA football update
- 10:10 Mike London, Richmond
- 10:20 Jimmie Laycock, William & Mary
- 10:30 Andy Talley, Villanova
- 10:40 Rocky Hager, Northeastern
- 10:50 Mickey Matthews, James Madison
- 11:00 Jack Cosgrove, Maine
- 11:10 Don Brown, Massachusetts
- 11:20 Darren Rizzi, Rhode Island
- 11:30 K.C. Keeler, Delaware
- 11:40 Sean McDonnell, New Hampshire
- 11:50 Dave Cohen, Hofstra
- 12:00 Gordy Combs, Towson

CAA Football Press Box Phone Numbers

Delaware	302-831-6199/302-831-2186
Hofstra	516-463-5247
James Madison	540-568-6521
Maine	207-581-1049
Massachusetts	413-545-3550
New Hampshire	603-862-2585
Northeastern	617-566-5956
Rhode Island	401-874-4616
Richmond	804-355-6110
Towson	410-704-3102
Villanova	610-519-5290
William and Mary	757-221-3414

Interviews

All requests for interviews must be directed through the Sports Information Office. Players are available Monday morning until noon Thursday. Please call either Pete Clawson, or Rob Turner, with interview requests.

Weekly Press Conference

A press conference with head coach Jimmie Laycock will be held every Tuesday at noon at the Hospitality House in Williamsburg. Lunch is served around noon, followed by opening remarks and a question and answer session with Coach Laycock. Interviews with selected players will follow the luncheon. Please confirm your attendance with Pete Clawson in the Sports Information Office at least 24 hours in advance.

Game Credentials

Please make all press and photo requests at least one week in advance. Tickets and parking passes can be mailed with one week's notice. If not, tickets can be picked up, with proper credentials, at the Will Call Window at Zable Stadium on the morning of the game. ****PARKING PASSES CANNOT BE LEFT AT WILL CALL****

Press Parking

Parking for members of the working press is available just southeast of Zable Stadium in front of the Sadler Center. Parking is limited and media members are encouraged to arrive early.

Photographers

Please observe the NCAA rules, which prohibit photographers between the 25 yard lines.

Press Box Services

Located atop the East grandstand of Zable Stadium at Cary field, the press box officially opens two hours prior to kickoff. Pregame notes, flip cards and programs will be available prior to the start. Complete halftime statistics, as well as final team and individual statistics, are available immediately following the game.

Radio

Visiting radio lines may be rented by non-conference opponents through the Sports Information Office at a cost of \$75 per line. The radio booth for the visiting team is located at the south end of the press box on the lower level. Radio stations should make arrangements with the Sports Information Office at least a month in advance. Requests for the line will be honored on a first-come, first-served basis.

Visiting Film Crews

Space will be allotted in the West Press Box for film and video crews of visiting teams' coaches' shows. We will provide two spots per team.

Post-Game Procedures

Head coach Jimmie Laycock and the visiting coach will be available about 10 minutes after the game in an interview area located in the Laycock Football Center. Individual W&M players' names should be given to Pete Clawson during the fourth quarter and they will be made available in the interview room.

The William and Mary Football Radio Network

The W&M Athletics Department is in its third year of a partnership for the Tribe Radio Network with local stations, 92.3 FM "The Tide" and 107.9 FM "WBACH", as the network's Co-Flagships.

The partnership provides the College with solid coverage of the peninsula, as the station's combined footprint reaches from eastern areas of Richmond to the western parts of Norfolk. Tribe fans in Richmond will also be able to catch the action on 1450AM WCLM, which returns for its fourth season as an affiliate. Also, as usual, long-standing network member WBRG, AM 1050 of Lynchburg is back to carry all the action for 2007.

In addition to the radio coverage, all broadcasts can be heard live on the web at www.TribeAthletics.com, free of charge.

The College's long-standing broadcast team of team of Jay Colley and Bob Sheeran remain in place to deliver all the action of Tribe football over the airwaves.

William and Mary Radio Network Affiliates

"The Tide"	92.3 FM	Williamsburg
WBACH	107.9 FM	Williamsburg
WBRG	1050 AM	Lynchburg
WCLM	1450 AM	Richmond





Offensive Depth Chart: Northeastern Game

Pos.	No.	Name	Elg.	Ht.	Wt.	Notes
WR	15	Chase Hill	SO	6-2	192	Tied for the team lead with 31 receptions; also has four TDs
	88	Terreon Conyers	SO	5-11	174	Had three catches for 28 yards at TU
WR	4	D.J. McAulay	JR	5-11	180	Leads the team with eight TD receptions; caught game-winner at UNH
	81	Cameron Dohse	SO	6-0	177	Made one catch for eight yards at TU
TE	98	Rob Varno	JR	6-5	218	QB Club Off. P.O.W. at TU with five catches for 67 yards and a TD
	86	Alex Gottlieb	FR	6-3	230	Caught first career pass, for 30 yards, against URI
LT	77	Jake Marcey	RFR	6-4	308	W&M QB Club Off. P.O.W. at UD; started all eight games this season
	62	Thomas McCutcheon	JR	6-5	325	Earned playing time as a reserve this season
LG	79	Michael Grant	SR	6-5	296	Started 18 of the last 19 games
	66	Derek Toon	SO	6-3	278	Earned first career start at LG against VMI
C	53	Luke Hiteshew	SR	6-1	304	Started last 19 games; team's strongest lineman
	75	Eric O'Brien	SR	6-1	270	Earned playing time as a reserve this season
RG	56	C.J. Muse	JR	6-4	315	Started the last 21 games; made one start at RT (vs. NSU)
	63	Chris Sutton	RFR	6-2	267	Earned first career start against NSU
RT	72	Keith Hill, Jr.	SO	6-4	315	Returned to starting lineup after missing NSU game; seven starts in '08
	67	Kyle Allison	SO	6-2	300	Earned playing time as a reserve this season
QB	11	Jake Phillips	SR	6-3	209	53 career TD passes ranks fourth at the College
	16	R.J. Archer	JR	6-2	218	Made first career start at QB versus Villanova; threw for 307 yards
RB	25	Courtland Marriner	SO	5-9	177	Recorded a season-high 52 yards rushing at TU
	8	DeBrian Holmes	SR	5-9	198	Had three carries for 16 yards at UD
TB	34	Jonathan Grimes	FR	5-10	206	Ranks 10th nationally with 164.88 all-purpose yards per game
	23	Terrence Riggins	SO	6-1	234	Ranks second on the team with 286 yards rushing (47.7 ypg)

Defensive Depth Chart: Northeastern Game

Pos.	No.	Name	Elg.	Ht.	Wt.	Notes
DE	97	Adrian Tracy	JR	6-4	244	Ranks third nationally in sacks per game (1.06) and fifth in TFL (1.75)
	94	Ravi Pradhanang	RFR	6-3	253	Earned first career half sack against URI
DT	93	Sean Lissemore	JR	6-4	274	Honored as Tribe Club Special Teams P.O.W. at TU; totaled 2.0 TFL
	96	Daniel Pulley	JR	6-3	272	Has four total tackles this season with one sack
DT	99	Harold Robertson	RFR	6-0	290	Has 19 total tackles this season
	92	Mike Stover	SO	6-3	253	Tallied first career sack at UD
DE	95	C.J. Herbert	JR	6-3	264	Recorded a TFL and a forced fumble vs. NSU
	40	Kyle O'Brien	SO	6-0	246	Honored as the W&M QB Club Special Teams POW vs. NSU
MLB	32	Jake Trantin	RFR	6-1	232	CAA R.O.W. after recording 13 tackles, INT, FF and TFL against URI
	50	Todd Reyher	SR	6-0	218	Has 15 total tackles this season
WLB	5	Michael Pigram	SR	5-10	219	Recovered a fumble at TU
	48	Wes Steinman	SO	6-2	226	Earned playing time in the season opener at NCSU
SLB	21	Evan Francks	SO	5-11	212	Registered first career INT against URI
	41	Sheldon Alexander	JR	6-1	205	Blocked a punt against Villanova
CB	24	Ben Cottingham	SO	5-9	163	Recorded seven tackles (six solo) against URI
	42	Fred Johnson	JR	6-1	190	Totaled career-high 10 tackles with first career INT at UNH
SS	6	David Caldwell	JR	5-11	213	Returned an INT 62 yards for a TD against URI
	22	David Houff	SR	6-1	199	Garnered W&M QB Club Special Teams P.O.W. honors at UD
FS	26	Michael Alvarado	SO	6-0	194	Earned second INT of the season at TU
	17	Robert Livingston	JR	6-3	195	Tallied an INT in his first action of the season vs. NSU
CB	37	Derek Cox	SR	6-1	186	Returned INT 34 yards against NSU; also has 44-yd TD INT return (NCSU)
	29	James Neal	RFR	5-9	185	Saw first collegiate action on special teams at UD

Special Teams Depth Chart: Northeastern Game

Pos.	No.	Name	Elg.	Ht.	Wt.	Notes
KR	34	Jonathan Grimes	FR	5-10	206	Returned a kickoff 97 yards for a touchdown against Villanova
	6	David Caldwell	JR	5-11	213	Totaled 153 return yards this season
PR	37	Derek Cox	SR	6-1	186	Returned seven punts for 27 yds
	16	R.J. Archer	JR	6-2	218	Led the '07 squad with 41 punt return yards
PK/KO	80	Brian Pate	JR	5-9	175	9-for-11 on FG attempts this season, 2-for-3 beyond 40 yds
	87	David Miller	SO	6-0	180	Converted all five extra-point attempts vs. NSU
P	87	David Miller	SO	6-0	180	Averaging 41.1 yds per punt
	80	Brian Pate	JR	5-9	175	W&M's place-kicker
H	16	R.J. Archer	JR	6-2	218	Spent past two seasons as team's starting place-holder
	7	Mike Callahan	SO	5-11	190	Reserve quarterback
LS	15	Chase Hill	SO	6-2	192	First year as starting long-snapper
	75	Eric O'Brien	SR	6-1	270	Reserve center
SS	56	C.J. Muse	JR	6-4	315	Handled short-snap duties last season
	57	Mike Schrifft	RF	6-2	286	Reserve offensive lineman

Start Chart

Offense	2008	Streak	Career
Hiteshew (C)	8	19	28
Phillips (QB)	7	4	23
Mack (WR)	7	-	21
Muse (RG)	8	21	21
Grant (LG)	7	6	18
Archer (QB)	1	-	17
Dohse (WR)	1	-	10
McAulay (WR)	8	8	12
Varno (TE)	8	8	8
Marcey (LT)	8	8	8
Marriner (TB)	-	-	7
Hill Jr. (RT)	7	5	7
Hill (WR)	6	3	6
Grimes (TB)	5	5	5
Holmes (TB)	-	-	3
Riggins (TB)	3	-	3
Sutton (RG)	2	-	2
Conyers (WR)	1	1	1
Toon (OL)	1	-	1
Hobson (FB)	1	-	1

Defense	2008	Streak	Career
Rutter (ILB)	6	-	31
Cox (CB)	8	19	31
Herbert (DT)	8	30	30
Tracy (DE)	8	30	30
Pigram (OLB)	7	3	26
Caldwell (SS)	8	20	20
Lissemore (DT)	8	12	18
Livingston (FS)	2	-	13
Robertson (DT)	8	8	8
Trantin (OLB)	8	8	8
Cottingham (CB)	7	2	7
Alvarado (FS)	6	1	6
Francks	3	2	6
Houff (S)	-	-	4
Johnson (CB)	1	-	1
Alexander (S)	-	-	1
Stover (DT)	-	-	1

Longest Active Streaks

C.J. Herbert (DT)	30
Adrian Tracy (DE)	30
C.J. Muse (RT)	21
David Caldwell (SS)	20
Derek Cox (CB)	19
Luke Hiteshew (C)	19
Sean Lissemore (DT)	12

Most Career Starts (Active)

Josh Rutter (ILB)	31
Derek Cox (CB)	31
C.J. Herbert (DT)	30
Adrian Tracy (DE)	30
Luke Hiteshew (C)	28
Michael Pigram (OLB)	27
Jake Phillips (QB)	23
Elliott Mack (WR)	21



This Week's Opponent

Northeastern Offensive Depth Chart

LT	70	Greg Niland	SO	6-5	291
	74	Geoff Morris	JR	6-6	292
LG	62	Art Dias	SR	6-2	274
	51	Dan Mason	JR	6-4	280
C	54	Tyler Perkins	SR	6-2	302
	72	Yaroslav Mukha	RFR	6-5	314
RG	74	Geoff Morris	JR	6-6	292
	51	Dan Mason	JR	6-4	280
RT	65	Kevin Newhall	JR	6-4	289
	79	Gregory Martell	RFR	6-5	294
TE	83	Brian Mandeville	SR	6-7	253
	89	Conor Gilmartin-Donohue	SO	6-6	253
...OR	98	John Pfund	JR	6-2	285
QB	10	Anthony Orio	SR	6-2	240
	4	John Sperrazza	SR	6-2	247
RB	9	Alex Broomfield	SR	5-7	192
	30	John Griffin	SO	6-0	197
FB	26	Lloyd Clarke	SO	6-0	224
	40	Dan Elwood	JR	6-2	226
WR	8	Tony Lott	JR	6-3	223
	86	Rob Theoudele	SR	6-4	218
WR	5	Chris Plum	SR	6-2	215
	80	Greg Abelli	SO	5-11	170

Northeastern Defensive Depth Chart

LE	94	Wil Colon	SR	6-3	261
	38	Chris Byrne	JR	6-3	251
NG	55	Corey Thomas	SR	5-10	272
	57	Mike Lukenda	JR	6-2	275
RE	57	Mike Lukenda	JR	6-2	275
	97	Jason Vega	JR	6-5	265
...OR	96	Woody Romelus	JR	6-5	268
OLB	50	Mike Laperriere	RFR	6-3	240
	45	Erik Lichter	FR	5-11	205
ILB	46	Phil Higgins	JR	5-11	211
	44	Kerry Pollard	JR	6-0	235
ILB	49	Cornelius Bunch	SR	6-0	216
	35	Derrick Brisbane	FR	6-0	215
OLB	90	David Akinniyi	SO	6-4	245
	47	Chad Parham	SO	6-1	227
LCB	21	Cord Parks	SR	5-11	189
	28	Emmanuel Matthews	FR	6-0	175
SS	18	Jocquez Fears	FR	5-9	185
	13	Matt Reingold	SO	6-0	195
FS	2	Nate Thellen	SO	6-2	201
	13	Matt Reingold	SO	6-0	195
RCB	24	Rashad Jordan	JR	6-0	194
	7	Steven Murray Sesay	FR	5-10	165

Northeastern Special Teams Depth Chart

K	22	Mat Johnson	JR	5-10	153
	16	Paul Branco	SO	5-9	163
P	82	Ron Conway	JR	6-3	200
	16	Paul Branco	SO	5-9	163
LS/SS	63	Zach Abrams	JR	6-1	230
	50	Mike Laperriere	RFR	6-3	240
HD	5	Chris Plum	SR	6-2	215
	10	Anthony Orio	SR	6-2	240
PR	9	Alex Broomfield	SR	5-7	192
	8	Tony Lott	JR	6-3	223
KR	30	John Griffin	SO	6-0	197
	15	T.J. Jackson	RFR	6-1	185

Tale of the Tape

Tribe vs. Huskies

Pos.	W&M	NU	Pos.
WR & TE	6-2/197	6-0/192	DB
OF Backs	5-11/197	6-2/228	LB
OL & TE	6-4/293	6-1/269	DL
DL	6-3/268	6-4/284	OL/TE
LB	5-11/221	6-0/219	OF Backs
DB	5-11/189	6-4/230	WR/TE

* Averages reflect those of starters only.

All-Time Series With Northeastern

Series Record: W&M leads, 10-2

Series Record in Williamsburg: W&M leads, 6-0

Series Record in Brookline: W&M leads, 4-2

Series Record at Neutral Sites: n/a

First Meeting: Oct. 16, 1993, W&M won, 53-6, in Brookline

Last 10 All-Time Series Meetings

Year	Date	Result	NU Score	W&M Score	Location
1995	Sept. 16	W	0	32	Brookline, Mass.
1996	Oct. 26	W	14	21	Williamsburg
1997	Oct. 4	L	33	12	Brookline, Mass.
1998	Sept. 19	W	21	24	Williamsburg
1999	Sept. 25	W	30	42	Brookline, Mass.
2000	Oct. 28	W	15	26	Williamsburg
2002	Oct. 26	W	13	30	Williamsburg
2003	Sept. 20	L	48	14	Brookline, Mass.
2004	Oct. 2	W	35	38	Williamsburg
2005	Oct. 15	W	41	44	Brookline, Mass.

Northeastern Series Notes

A Tribe Win vs. Northeastern Would ...

- Give the College a 7-2 record, marking its 13th season of seven wins, or better, in head coach Jimmye Laycock's 29-year tenure.
- Stand as the team's fifth-straight win in league play, which would tie it for the second longest conference winning streak in school history (with the 1996 and 2001 squads – which each won its final five games en-route to the league crown) ... The school record for consecutive league wins was established in 1993, when Tribe won its final six games in conference play.
- Ensure the College would enter the final two weeks of the season as one of just three CAA teams with only one conference loss.
- Make the 2008 team one of just four W&M squads to start the year with a 5-1 league record (since the Tribe first joined its current conference in 1993) ... Each of the previous three squads to achieve the mark won the conference crown and matriculated to the NCAA Playoffs.
- Stand as a three-win improvement over the 2007 squad ... The +3 in the win column would tie the 2008 squad with four other Tribe team's (1981, 1983, 1992, and 2001) for the second best single-season turnaround in Laycock's tenure. The 2004 squad holds the record for the best one-year turnaround [since 1980] as it showed a four-game improvement over the 2003 unit (9-2 regular season in '04 vs. 5-5 mark in '03) during regular season play and then went onto establish the school record for wins with 11.
- Improve the Tribe's all-time record vs. Northeastern to 11-2, including a 7-0 mark against the Huskies in Zable Stadium.
- Stand as W&M Head Coach Jimmye Laycock's 76th career victory in league play and 189th win of his 29-year coaching tenure.

The Last Meeting

BROOKLINE, Mass. (10/15/05) -- Redshirt freshman quarterback Jake Phillips' 8-yard touchdown run in the second overtime gave the 11th-ranked Tribe a thrilling, 44-41, victory over Northeastern at Parsons Field.

Phillips entered the game in the third quarter with the Tribe trailing 31-10 and led a furious fourth-quarter comeback, throwing for 231 yards and three touchdowns on 16-for-18 passing in regulation to force overtime.

In overtime, Phillips threw a 20-yard touchdown pass to sophomore Joe Nicholas in the first extra period and ran in the game-winning score from eight yards out in the second.


Phillips finished the game 18-for-20 through the air for 256 yards and four touchdowns, both career-highs, and added 32 yards rushing on nine attempts.

Nicholas hauled in seven receptions for 105 yards, including two of Phillips' touchdown passes, and senior Josh Lustig pulled in six balls for a W&M season-high 126 yards, including the game-tying 27-yard touchdown reception with 1:43 remaining.

Senior Jon Shaw paced a Tribe defense, with 11 total tackles, that did not allow a first down and forced four Northeastern punts in the fourth quarter, aiding the dramatic rally. Senior Jonas Watson added a career-high 10 total stops, including seven solos and three tackles for loss. Redshirt freshman Josh Rutter finished with 10 stops to give W&M three in double-digit stops.

Matt Otey caught a 3-yard touchdown pass from Mike Potts in the first for the Tribe's first score.

	1	2	3	4	OT1	OT2	Final
William and Mary	10	0	0	21	7	6	44
Northeastern	7	3	21	0	7	3	41



Quarterback Jake Phillips threw for 231 yards and three TDs in the fourth quarter to help W&M rally back from a 31-10 deficit to defeat NU, 44-41, in 2OT on Oct. 15, 2005.



Team Notes

It's a Winner

The Tribe's win over Towson secured the program its 19th winning season in head coach Jimmy Laycock's 29 years on campus.

The achievement becomes even more remarkable when considering the program had just seven winning seasons in the previous 30 years (1950 – 1979) prior to his taking control of the program for the 1980 season.

Good Start

With the 6-2 record, the College has already bettered its win total of a season ago (four) and has equaled its win out put of the previous two seasons combined (six).

With the 34-14 win over Towson, W&M is off to its best start since the 2004 season, which also saw the team vault out to a 6-2 start.

The win over the Tigers moves the Tribe's conference record to 4-1, which also surpasses its entire league win total from 2007 (when it finished 2-6 in league play).

Poll Watching

The College's current No. 14 national ranking in the latest Sports Network poll equals the program's highest position since appearing at the No. 9 spot for the eighth game of the 2005 season.

Prior to earning the No. 23 position in the Oct. 26th Sports Network poll, the Tribe had been absent from the national rankings for a total of 34 consecutive weeks (including preseason and final season polls) . . . or a total of 28 weeks of regular season polling periods.

Looking Around

A quick glance at the conference standings shows the College as one of just four conference teams with one, or less, conference losses heading into the final stretch of the season. As mentioned previously, with a pair of one-loss teams squaring off this weekend (4-1 UNH vs. 4-1 Villanova), a Tribe win over Northeastern would bring the squad into the final two weeks of play as one of just three conference team's sporting a single loss (the winner of UNH/VU; James Madison currently is 6-0 and has a bye week).

The combined record of the Tribe's remaining four opponents is 16-11 (.593 winning percentage).

Looking a little more closely, of the four CAA teams currently with four, or more, conference wins, New Hampshire and W&M face the most daunting stretch run, as their combined future opponents have winning percentages of .692 and .593, respectively.

Holding Down at Home

With its current 3-1 home slate, and with two home games still remaining on the schedule, the 2008 Tribe squad has a chance to become the first team since 2004 to win as many as five home games in a single season. That season saw the Tribe go 5-0 in Zable Stadium during the regular season.

Fan-Tastic

The Tribe enters Saturday's contest averaging 10,198 fans a contest over its previous four home contests. This average currently ranks it as the third highest single-season total (since the 1997, when the seating was reconfigured from 15,000 to 13,279 – it was later reconfigured to its current capacity of 12,259).

The figure of 10,198 represents a little better than 83% capacity of Zable Stadium, which ranks the Tribe 25th nationally among all FCS schools (and fifth in the CAA).

Defensive Dominance at Towson

The Tribe defensive unit posted one of its best performances of the season in the victory at Towson last weekend. Below is a list of defensive highlights from the triumph.

- W&M limited Towson to just 12 first downs, marking the third time this season that the Tribe has limited an opponent to 12 first downs or less (N.C. State - 11, Delaware - 12); Towson recorded just two first downs in the second half.
- W&M held Towson to just 43 yards rushing on 23 carriers (1.9 yards per carry), marking the first time the College has held an opponent to less than 50 yards on the ground since Liberty was held to negative six yards on Sept. 24, 2005.
- The College recorded a pair of second half interceptions, increasing the team's total to 14 this season.
- The Tribe limited the Tigers to 2-of-14 on third downs conversions.
- W&M held TU to just seven total yards in the second half, including negative 14 yards rushing.
- Towson managed negative four yards of total offense in the third quarter.
- W&M only allowed Towson into the red zone once and held the Tigers scoreless on that possession.
- Of Towson's 238 yards of total offense, 89 yards came on just two plays; excluding those plays, W&M held Towson to just 149 yards on 54 plays (2.8 yards per play).
- Towson totaled a time of possession of just 8:59 in the second half.

Statistical Breakdown

	W&M	NU
SCORING	279	183
<i>Points per Game</i>	34.9	20.3
FIRST DOWNS	177	173
<i>Rushing</i>	78	61
<i>Passing</i>	90	101
<i>Penalty</i>	9	11
RUSHING YARDAGE	1425	1102
<i>Yards Gained</i>	1595	1301
<i>Yards Lost</i>	170	199
<i>Rushing Attempts</i>	276	285
<i>Average per Rush</i>	5.2	3.9
<i>Average per Game</i>	178.1	122.4
<i>Rushing Touchdowns</i>	13	11
PASSING YARDAGE	1991	1992
<i>Att-Comp-Int</i>	255-159-12	286-167-10
<i>Average per Pass</i>	7.8	7.0
<i>Average per Catch</i>	12.5	11.9
<i>Average per Game</i>	248.9	221.3
<i>Passing Touchdowns</i>	19	13
TOTAL OFFENSE	3416	3094
<i>Total Plays</i>	531	571
<i>Average per Play</i>	6.4	5.4
<i>Average per Game</i>	427.0	343.8

Tribe Quick Facts

Location: Williamsburg, Va.
 Founded: 1693
 Enrollment: 5,500
 Colors: Green, Gold and Silver
 President: W. Taylor Reveley, III
 Chancellor: Sandra Day O'Connor
 Athletics Director: Terry Driscoll
 Stadium: Walter J. Zable Stadium at Cary Field
 Capacity: 12,259
 Surface: FieldTurf Pro
 NCAA Affiliation: Division I FCS
 Conference: CAA Football Conference (Southern Division)
 2006 Record: 4-7 (2-6, Fifth)
 Ticket Information: (757) 221-3340
 Website: www.TribeAthletics.com

Northeastern Quick Facts

Location: Boston, Mass.
 Founded: 1898
 Enrollment: 15,000
 Colors: Red and Black
 President: Dr. Joseph Aoun
 Athletics Director: Peter Roby
 Stadium: Parsons Field
 Capacity: 7,000
 Surface: Artificial
 NCAA Affiliation: Division I FCS
 Conference: Colonial Athletic Association Football (CAA)
 2007 Record: 3-8 (2-6, CAA)
 Website: www.GoNU.com
 SID: Jack Grinold
 Office Phone: (617) 373-2691
 Email: chen@gonu.com



Game Notes

The Tribe in 2008

Overall:	6-2
At home:	3 - 1
Away:	3 - 1
On grass:	1 - 1
On turf:	5 - 1
At night:	2 - 1
CAA Football overall:	4 - 1
CAA Football home:	2 - 1
CAA Football road:	2 - 0
By Month:	
August:	0 - 0
September:	2 - 1
October:	3 - 1
November:	1 - 0

When scoring first	5 - 0
When opponent scores first	1 - 2
When leading at half	3 - 0
When trailing at half	3 - 2
When tied at half	0 - 0
When leading after 3 qtrs	5 - 0
When trailing after 3 qtrs	0 - 2
When tied after 3 qtrs	1 - 0
When out-passing opponent	5 - 1
When out-rushing opponent	6 - 1
When out-gaining opp. (total off.)	6 - 0
When out-gained by opp.	0 - 2
When leading TOP	3 - 0
When trailing TOP	3 - 2
With an individual 100-yd rusher	3 - 0
With an individual 200-yd passer	5 - 1
With opponent 100-yd rusher	1 - 1
With opponent 200-yd passer	2 - 1
When leading turnover ratio	3 - 0
When trailing turnover ratio	2 - 2

Scouting 2008 Opponents This Week

N.C. STATE (2-6), at Duke, 3:30 p.m.
 Last Week: Bye
VMI (3-5), vs. Liberty, 1:30 p.m.
 Last Week: L, at Charleston Southern, 31-21
NORFOLK STATE (3-6), vs. Morgan State, 1 p.m.
 Last Week: W, at Howard, 49-12
VILLANOVA (6-2, 4-1), vs. New Hampshire, 3:30 p.m.
 Last Week: W, at Northeastern, 20-14
NEW HAMPSHIRE (7-1, 4-1), at Villanova, 3:30 p.m.
 Last Week: W, vs. Hofstra, 45-25
DELAWARE (3-6, 1-4), vs. Towson, Noon
 Last Week: L, at James Madison, 41-7
RHODE ISLAND (2-8, 0-6), Bye
 Last Week: L, vs. Massachusetts, 49-0
TOWSON (3-6, 1-4), at Delaware, Noon
 Last Week: L, vs. William and Mary, 34-14
NORTHEASTERN (2-7, 1-4), at William and Mary, 7 p.m.
 Last Week: L, vs. Villanova, 20-14
JAMES MADISON (8-1, 6-0), Bye
 Last Week: W, vs. Delaware, 41-7
RICHMOND (6-3, 3-2), at Hofstra, 1 p.m.
 Last Week: Bye

Nearly Unbeatable When Holding the Opposition to Less Than 21 Points

During the last seven seasons, W&M has been nearly unbeatable when limiting the opposition to 21 points or less, posting a 29-1 record. The lone loss during the span came against Hofstra during the 2006 season when the Pride defeated W&M, 16-14, in Williamsburg on Sept. 30.

During the last 10 seasons, the Tribe owns a 41-2 record when holding the opposition to 21 points or less.

Team Offensive Notes

Pointed

By putting up 34 points vs. Towson, the College has now scored 24, or more, points in every game this season. The squad's current average of 34.9 points a contest is pacing it as one of the highest scoring teams in school history.

If the Tribe were to maintain its current the average for the remainder of the year, it would rank as the third-highest scoring team in history (behind the 1993 - 36.8; and 1990 - 35.9; squads).

The Tribe's per game average currently sits third in the CAA, behind New Hampshire's 38.4 and JMU's 36.9 and ranks 15th nationally.

Did you Know?

That no team in the history of the College has ever scored 24, or more, points in all of its regular season games (regardless of number of games played in a season).

The only squad in school history to score more than 20 points in every game during a season was the 1990 team, which saw its lowest single-game output on the year be a 22-point effort in a 22-12 win at Delaware.

Red Tape

When Brian Pate's wind-blown 41-yard, second quarter field goal attempt sailed just wide of the uprights on Saturday against Towson, it ended what had been a streak of 13-straight red zone conversions for the College. But, the Tribe quickly re-started another streak, as it ended the contest converting its final five red zone opportunities into points (three TDs, two FGs)

With the effort, the Tribe is now a combined 18 for 19 in red zone chance (12 TDs, six FGs) over its last four games (all wins).

On the year, the College has converted 26 of its 29 total red zone chances into points (with 20 TDs and six field goals). The Tribe's conversion percentage of 89.7 ranks it second in the league (JMU - 90.9; 30 of 33).

Conversely, the Tribe defense has been effective in taking away scoring opportunities from the opposition, as the College's opponents are converting just .731 of its red zone ventures into points (19 scores in 26 total visits inside the Tribe 20). The Tribe's defense has created a league-high three red zone turnovers.

Remarkable

For the third time in the last four weeks, the Tribe went into the locker room trailing at the half, as Towson held a 14-7 edge. As has been the case in each of the previous instances (vs. URI and UNH), the College came out in the second half, with all guns blazing and came away with a victory.

The College scored 27 second half points against the Tigers, which equaled the second-half output it produced one-week earlier in rallying to drop Rhode Island.

William and Mary has now outscored its opponents by a remarkable 117 points (193 - 76) in the second half of play on the season.

Ground Attack

Powered by true freshman Jonathan Grimes' 96-yard rushing performance, the Tribe offense rolled for 239 rushing yards vs. Towson. With the Tigers putting up just 43 yards on the ground, it marks the fourth-straight week that the College has out-rushed its opponent and the seventh time in eight total games on the season.

The team's 239-yard effort vs. Towson are the most rushing yards the squad has put up against a league opponent since running for 280 yards against the same Tiger program in 2005.

The only team to out rush the Tribe on the season has been Villanova, in its only conference loss this season.

Did You Know?

The College's current rushing average of 178.1 yds/game is currently 60 yards above its final per game average of a season ago (118.0). If the College were able to maintain its current average, it would be the school's best rushing performance since the 1999 squad averaged 193.5 yards a game on the ground.

As previously stated, the College has out rushed seven of its eight opponents thus far in 2008. Last season, the Tribe didn't out gain a single opponent on the ground in 11 games.

Explosive

By racking up 504 yards of total offense against Towson, William and Mary pushed its season average to 427.0 yards a contest, making it the CAA's top offense. The number also ranks the program 11th nationally.

The Tribe has used a very balanced approach, as it has run 276 times (for 1,425 yards) and passed 255 times (for 1,991 yards).



William and Mary's offense is currently averaging 6.40 yards on every snap through seven games (531 plays/3,416 yards). The mark sits second to UNH (6.5 yds/snap) for the league lead and currently places them 10th nationally.

Spreading the Love

While the College is finding the end zone at a near record pace during the 2008 season, it is getting to pay dirt with a variety of players. Currently four Tribe receivers have scored three, or more, TDs on the season, led by DJ McAulay's eight scores (with the others being, WR Chase Hill, 4; TE Rob Varno, 3; WR Elliott Mack, 3).

The last season W&M had as many different receivers find the end zone was during the 15-game 2004 season (when four also had three, or more, touchdowns).

30 Is A Magic Number

Since taking over the program in 1980, Laycock has coached a total of seven teams that have averaged 30, or more, points per game. Five of those seven teams participated in postseason play. The average number of victories among the seven teams is 8.6.

For the record, previous to Laycock's tenure on campus, the only other team in Tribe history that averaged better than 30 points per game was the 1946 squad, which produced 34.7 points a game. The following is a complete listing of all the teams in school history to average better than 30 points per game:

Rank Team Scoring Avg. Final Record

1. 1993 - 36.8 - 9-3
2. 1990 - 35.9 - 10-3
3. 2004 - 34.7 - 11-3
- 1946 - 34.7 - 8-2
5. 1991 - 31.8 - 5-6
6. 1998 - 31.5 - 7-4
7. 1996 - 30.3 - 10-3
8. 2001 - 30.2 - 8-4

Individual Offensive Notes

Fantastic Phillips

Senior returning all-conference quarterback Jake Phillips hit on 21 of his 32 attempts on the afternoon vs. Towson, throwing for 269 and three touchdowns, while also contributing a season-high 50 rushing yards (on 10 carries).

With the performance, the senior out of Bath County, Va., is currently fifth in the conference with an average of 233.6 passing yards a game, while his 17 TD passes ranks third among league QBs. Phillips' quarterback rating of 146.1 ranks him sixth in the CAA (among QBs averaging at least 15 attempts a contest) and 19th nationally.

By racking up 315 yards of total offense against the Tigers, Phillips moved his season average to 260.14 yards a game, a total that is second in the league and ranks him 21st nationally.

Touchdown Maker

By throwing for three touchdowns in his standout afternoon vs. the Tigers, Phillips has now thrown at least one TD in each of his seven starts on the season. Going back to last season, he has thrown for at least one TD in eight consecutive starts. Overall, in his last 18 starts, dating back to the first game of 2007, Phillips thrown at least one TD in 17 contests (only Virginia Tech and Hofstra held him out of the end zone).

On his career, Phillips has now been responsible for 69 total touchdowns (53 passing, 16 rushing) in 35 total appearances (an average of 1.97 per appearance).

Did You Know?

Jake Phillips has been responsible for an average of 16.29 points per game (which is a combination of running and passing TDs), which ranks him second in the conference, behind only UNH's R.J. Toman, who carries a 18.00 per game average.

Hot Start/Good Finish

As has been previously stated, the Tribe has established itself as a second-half squad. One of the leading forces in the College's second-half dominance can be traced to the stellar play of Phillips during crunch time. The win at Towson was no exception, as he came out of the half and hit on nine of his first 10 pass attempts, throwing for 93 yards and a pair of touchdowns . . . And that was all in just the first six minutes of the third quarter. By the time he had thrown his eighth consecutive completion, a 17-yard dart to tight end Rob Varno down the middle of the TU defense, the Tribe had turned what had been a 14-7 halftime deficit into a 21-14 lead (with 9:47 remaining in the quarter). By the time the third quarter ended, Phillips had completed 11 of his 14 attempts for 131 yards and the Tribe held a commanding 27-14 lead.

This sort of performance has become typical for the senior captain, as he turned in similar late heroics in the Tribe's recent wins at New Hampshire and Delaware. In each game, the College was either fighting for, or playing to hold onto, a lead going into the fourth quarter. In each of those contests, Phillips was on the money and able to deliver when the pressure was the greatest.

Phillips' combined fourth quarter numbers for those contests were incredible, as he connected on 17 of his 23 combined

CAA FOOTBALL CONFERENCE

2008 CAA Football Standings

South	CAA	Overall	H	A
James Madison	6-0	8-1	5-0	3-1
Villanova	4-1	6-2	2-1	4-1
William and Mary	4-1	6-2	3-1	3-1
Richmond	3-2	6-3	3-1	3-2
Delaware	1-4	3-6	2-2	1-4
Towson	1-4	3-6	3-2	0-4

North	CAA	Overall	H	A
New Hampshire	4-1	7-1	3-1	4-0
Maine	3-2	6-3	4-1	2-2
Massachusetts	3-2	6-3	3-1	3-2
Hofstra	1-4	3-6	1-2	2-4
Northeastern	1-4	2-7	1-3	1-4
Rhode Island	0-6	2-8	2-3	0-5

Around CAA Football This Week

Saturday, Nov. 8	Time/TV
Maine at Massachusetts	Noon/CSN
Towson at Delaware	Noon
Richmond at Hofstra	1 p.m.
New Hampshire at Villanova	3:30 p.m./CN8
Northeastern at William and Mary	7 p.m.

Last Week's CAA Football Results

Towson 14, William and Mary 34
 Rhode Island 0, Massachusetts 49
 Maine 55, Iona 7
 New Hampshire 45, Hofstra 25
 Northeastern 14, Villanova 20
 James Madison 41, Delaware 7

Last Week's CAA Football Players of the Week

Offense: Liam Coen, Massachusetts, QB
 Defense: Josh Jennings, Massachusetts, LB
 Dino Vasso, New Hampshire, DB
 Special Teams: Scotty McGee, James Madison, PR
 Rookie: Pushaun Brown, Maine, RB





Game Notes

National Rankings

CAA Football in the National Polls

Sports Network (Oct. 27)	FCS Coaches (Oct. 27)
James Madison (1)	James Madison (1)
Villanova (6)	Richmond (6)
Richmond (7)	New Hampshire (7)
New Hampshire (8)	Villanova (8)
Massachusetts (13)	Massachusetts (13)
William and Mary (14)	William and Mary (16)

Sports Network FCS Top 25 - Nov. 3 Poll

Team (First Place Votes)	Record	Last Week
1. James Madison (91)	8-1	1
2. Appalachian State (17)	7-2	2
3. Cal Poly (1)	6-1	4
4. Northern Iowa	7-2	5
5. Montana	8-1	6
6. Villanova	6-2	7
7. Richmond	6-3	8
8. New Hampshire	7-1	9
9. Weber State	8-2	13
10. Wofford	6-2	3
11. Elon	7-2	10
12. Southern Illinois	6-2	14
13. Massachusetts	6-3	15
14. William & Mary	6-2	16
15. Furman	7-3	18
16. Central Arkansas	7-2	11
17. Western Illinois	5-3	12
18. McNeese State	5-3	20
19. South Carolina State	7-2	22
20. Tennessee-Martin	7-2	24
21. Harvard	6-1	23
22. Tennessee State	7-2	25
23. Northern Arizona	6-3	19
24. Colgate	7-2	NR
25. Liberty	7-2	17

FCS Coaches Top 25 - Nov. 3 Poll

Team (First Place Votes)	Record	Last Week
1. James Madison (28)	8-1	1
2. Appalachian State	7-2	2
3. Cal Poly	6-1	3
4. Northern Iowa	7-2	4
5. Montana	8-1	6
6. Richmond	6-3	7
7. New Hampshire	7-1	8
8. Villanova	6-2	10
9. Southern Illinois	6-2	11
10. Weber State	8-2	13
11. Elon	6-2	12
12. Wofford	6-3	5
13. Massachusetts	7-2	15
14. Central Arkansas	7-2	9
15. McNeese State	5-3	16
16. William & Mary	6-2	19
17. Furman	7-3	21
18. South Carolina State	7-2	20
19. Western Illinois	5-3	14
20. Tennessee-Martin	7-2	23
21. Harvard	6-1	T24
22. Tennessee State	7-2	NR
23. North Dakota State	5-4	T24
24. Northern Arizona	6-3	18
25. Liberty	7-2	17

attempts (.739) for 253 yards and a pair of scores. Included in his fourth quarter work was the game-winning 72-yard TD drive at then fourth-ranked New Hampshire, that saw him ring up the decisive points on a 17-yard pass to DJ McAulay with just 22 seconds remaining.

Record Watch

His 265 passing yards moved his career total to 6,763 yards, good for fourth-place on the College's all-time listing. He needs just 263 passing yards to move into third-place, past Chris Hakel's career total of 7,025 yards (accumulated between the 1988-91 seasons).

The three touchdown passes pushed his career total to 53, giving him the fourth-highest career mark in school history, as he moved past Stan Yagiello's fourth-place mark of 51 (set between 1982-85 seasons) with his afternoon vs. the Tigers.

Lastly, Phillips 315 total yards vs. Towson (265 passing, 50 rushing), give him 7,391 for his career, which moved him past both Lang Campbell and Mike Cook into third-place on the Tribe's career listing.

See the entire career charts on Page 9 of this release

Among his Peers

Phillips' career total of 69 total touchdowns ranks him fifth among all active players in the Football Championship Subdivision (with the active leader being Appalachian State's Armani Edwards, 97 total TDs).

Phillips career mark of 7,384 yards of total offense places him eighth among all active FCS players, while his 53 career TD passes and 6,763 career passing yards also rank him seventh.

The 200

Phillips' 265-yard effort against Towson marked his fifth-straight start with more than 200-passing yards on the season. For his career, he now has fashioned a total of 17 career 200-plus yard passing afternoons, a figure that places him in sixth-place on the school's all-time listing. His next 200-plus yard afternoon will put him into a tie with Lang Campbell on the school's all-time listing.

Fabulous Freshman

Tribe true freshman tailback Jonathan Grimes continues to put together a remarkable first-year campaign and is quickly emerging as the league's leading candidate for Rookie of the Year honors. Against Towson, he was once again able to contribute in several areas, as he led the team in rushing with a game-high 96 yards on 20 carries and had a team-high tying five catches for another 23 yards. Grimes also had 55 yards on a pair of kick-returns, giving him a total of 174 all-purpose yards on the afternoon.

Included in his efforts was a three-yard touchdown run, which pushed his season total to a team-high nine total TDs (seven rushing, one receiving and one on a kick return).

He has rushed the ball 120 times on the season for 699 yards and is averaging 5.8 yards an attempt.

Inside the Numbers

Grimes' average of 87.4 rushing yards per game ranks sixth in the CAA and is the top freshman mark across the conference and the second highest nationally among all freshman in the FCS (trailing only Northern Arizona's Deonte Williams – who is averaging 96.89 yds/game).

Grimes is the conference's leader in total offense, compiling an impressive 164.9 yards per game, a figure that places him 10th-nationally. His average is the tops among all freshman in the FCS.

Grimes' average of 6.8 points per game ties him for sixth in the CAA, while nine total TDs ranks him third overall in the league. He is the league's top freshman in both categories.

Did You Know?

In five starts in conference play this season, Grimes has averaged an even 100 yards a contest (98 carries for 501 yards) and has scored five rushing TDs.

Millennium Quest

If Grimes were to average just over 100 yards a game over the final three contest on the year, he would become the first Tribe back since 1998 to break the 1,000-yard rushing barrier. Hameen Ali was the last back to accomplish the feat for the College, as he collected 1,022 rushing yards in 11 games during the 1998 campaign.

Since Ali's 1,000-yard plus effort, the team's top running total was 944 by Elijah Brooks in 2005 (on 207 carries).

Grimes' 699 yards is the top figure for a freshman tailback (true or redshirt) since Jon Smith debuted with a 712-yard effort during his redshirt freshman season of 2001. Grimes' seven rushing TDs stands as the highest for a Tribe freshman since Smith powered for an impressive 13 during that same 2001 season.

Derek Fitzgerald holds the school's freshman rushing record in 1992, when he was the team's leading rusher with 865 yards on 175 attempts as a true freshman.

Helping Hand

While Grimes has led the team in rushing in each of the last six weeks, the Tribe's depth at the position is starting to tell. Sophomores Courtland Marriner and Terrence Riggins are gradually working their way back into the offense. Marriner, who missed the first two games of the season after sustaining a pre-season knee injury, turned in his season-best performance at Towson, as he



rushed eight times for 52 yards and looks crisp in his cuts. Riggins, who started the year at the top of the position's depth-chart, also missed a pair of games (Villanova and New Hampshire) with an ankle injury and recorded his first carries in four games vs. Towson, rushing for 25 yards on five carries.

With three games remaining, both figure to be heavily involved in the team's successes, as each brings a unique component to the field. Marriner is arguably the team's fastest player, while Riggins is easily the team's largest back, standing 6-1 and weighing over 234 pounds. Riggins was extremely effective at the start of the season, as he had a career-best 180-yard performance (on just 15 carries) vs. VMI and a team-best 51 rushing yards in the season opener against North Carolina State.

Adding further to the mix is the fact that senior DeBrian Holmes has also shrugged off several nagging injuries and is also making a healthy return. Holmes, who carried a pair of times for 12 yards at Towson, is easily the team's most experienced back and will also likely find more reps coming his way as the team prepares for the difficult finishing stretch.

Sharing the Ball

The Tribe's currently has five players who have caught 20, or more, passes on the season (compared to just four from all of last year). As previously stated, the group features four players with three, or more, TD catches on the year and has seen a total of seven players averaging more than 10 yards a reception.

Four players have turned in plays of more than 40 yards on the year, while a fifth has a 30-yard catch to his credit.

The last four weeks has seen no less than eight players catch at least one pass in each contest.

When looking at the numbers specifically by position groups, the receivers have been extremely productive, as they have combined to make 92 receptions for 1,409 yards and 15 TDs. The current starting tandem of DJ McAulay (28 grabs for 513 yards) and Chase Hill (31 catches for 352 yards) have combined for 12 TDs and 856 yards.

Top of the Hill

Sophomore Chase Hill has been one of the team's more pleasant surprises this season, as the converted quarterback currently is the team's leader in catches for 31 (for 352 yards). With his 19-yard TD catch vs. Towson, Hill has now caught at least one TD pass in three of the last four games.

After making the switch to the position during his redshirt freshman season in 2007, Hill earned a spot as the No. 3 receiver coming inot fall and has maximized his opportunity.

His average of 4.4 receptions a contest current ranks him sixth in the CAA.

He turned in a career afternoon in the team's win at Delaware, as his seven catches was a career high, as were his 105 receiving yards. His highlight came during a crucial fourth-quarter Tribe drive when Phillips found him in stride down the seam of the Delaware defense and he outraced the Blue Hen backfield for a 44-yard score.

Hill also led the team in receptions in the team's win over URI, snatching five passes for 55 yards.

McAulay's Magic

Junior wide out DJ McAulay continues to find ways into the end zone for the Tribe, as he pulled down his eighth scoring pass of the season in the win at Towson on a spectacular 65-yard catch and run in the first quarter.

The big play has been commonplace for McAulay this year, as all eight of his scores have come from 17-yards or greater.

His eight TD catches on the season ranks him first in the CAA and 14th nationally, while his averaging 64.1 yards a game ranks fourth in the CAA. His current average of 18.3 yds/catch is the league's second highest figure (among players currently ranked in the top league's top 10 in either receptions or receiving yards).

The eight TD receptions place him in a tie for 10th in the school's single-season records.

Efficient

McAulay's eight TDs on just 28 receptions give him an average of one TD per every 3.5 receptions. He is the only player in the FCS currently ranked among the top 100 in receiving yards to have as many as eight TD passes with less than 30 total catches on the year (the next closest player is seven TDs on just 31 grabs).

His average of a TD for every 3.5 receptions is second only to Montana's Marc Mariani, who is averaging a TD for every 3.46 grabs (13 TDs on 43 catches).

The End All

Junior Rob Varno has quietly emerged as one the league's top pass catching tight ends. His team high-five catches (for 67 yards) vs. Towson moved his season total to 24 grabs for 273 yards. With the 17-yard, third quarter scoring grab, Varno now has three TDs on they year.

His 23 receptions and 273 receiving yards each rank second among conference tight ends (to Scott Sicko of New Hampshire, 36 catches for 416 yards). His three TD grabs ties him for second, behind Sicko's total of seven.

Hands On

True freshman tight end Alex Gottlieb joined Grimes as the only true freshman from the talented 2008 Tribe recruiting class to see playing time this season. Gottlieb, who has seen action in every game since the second week of the season, made his first career catch a memorable one in the win over Rhode Island, as he worked underneath the Ram's coverage and turned a 10-yard pass into a 30-yard gain for the College.

He contributed another catch against Towson (for three yards), and look for him to continue to make an impact on the offense as he gains playing experience.

Tribe Record Watch

Passing Yards

1. Dave Corley, Jr., 1999-02	9805
2. Stan Yagiello, 1981-85	8249
3. Mike Cook, 1995-98	7295
4. Chris Hake, 1988-91	7025
5. Jake Phillips, 2005-	6763
6. Lang Campbell, 2001-2004	6494
7. Shawn Knight, 1991-94	5705
8. Chris Garrity, 1979-81	4536
9. Tom Rozantz, 1975-78	4019
10. Dan Darragh, 1965-67	3361

Total Offense

1. Dave Corley, Jr., 1999-02	10948
2. Stan Yagiello, 1981-85	8168
3. Jake Phillips, 2005	7391
4. Mike Cook, 1995-98	7245
5. Lang Campbell, 2001-2004	7149
6. Chris Hake, 1988-91	7058
7. Shawn Knight, 1991-94	6408
8. Tom Rozantz, 1975-78	5385
9. Bill Deery, 1972-74	4589
10. Chris Garrity, 1979-81	4320

Pass Attempts

1. Stan Yagiello, 1981-85	1246
2. Dave Corley, Jr., 1999-02	1168
3. Chris Garrity, 1979-81	913
4. Jake Phillips, 2005-	878
5. Mike Cook, 1995-98	872
6. Chris Hake, 1988-91	869
7. Lang Campbell, 2001-2004	763
8. Tom Rozantz, 1975-78	696
9. Shawn Knight, 1991-94	580
10. Dan Darragh, 1965-67	535

Pass Completions

1. Stan Yagiello, 1981-85	737
2. Dave Corley, Jr., 1999-02	676
3. Mike Cook, 1995-98	540
4. Chris Hake, 1988-91	523
5. Jake Phillips, 2005-	517
6. Lang Campbell, 2001-2004	495
7. Chris Garrity, 1979-81	407
8. Shawn Knight, 1991-94	380
9. Tom Rozantz, 1975-78	315
10. Dave Murphy, 1980-83	288

Touchdown Passes

1. Dave Corley, Jr., 1999-02	73
2. Mike Cook, 1995-98	62
3. Lang Campbell, 2001-2004	54
4. Jake Phillips, 2005-	53
5. Stan Yagiello, 1982-85	51
6. Shawn Knight, 1991-94	46
7. Chris Hake, 1988-91	43
8. Buddy Lex, 1946-49	36
9. Dan Darragh, 1965-67	30
10. Chris Garrity, 1979-81	27



Game Notes

Receiving Yards

1. Rich Musinski, 2000-03	4168
2. Dave Conklin, 1996-99	3269
3. Chris Rosier, 1997-00	2884
4. Harry Mehre, 1985-88	2748
5. Jeff Sanders, 1981-84	2352
6. Corey Ludwig, 1990-93	2349
7. Joe Nicholas, 2004-07	2278
8. Terry Hammons, 1991, 1993-95	2134
9. Dominique Thompson, 2001-2004	2123
10. Mike Tomlin, 1991-94	2054
-- Elliott Mack, 2005-	1849

Touchdown Receptions

1. Rich Musinski, 2000-03	31
2. Dave Conklin, 1996-99	27
3. Harry Mehre, 1985-88	26
4. Mike Tomlin, 1991-94	20
Joe Nicholas, 2004-07	20
6. Chris Rosier, 1997-00	19
7. Vito Ragazzo, 1948-50	18
8. Josh Whipple, 1994-96	17
9. Dominique Thompson, 2001-04	16
10. Kurt Wrigley, 1980-82	15
-- Elliott Mack, 2005-	14
-- D.J. McAulay, 2005-	11

Field Goals

1. Greg Kuehn, 2002-05	59
2. Steve Christie, 1986-89	57
3. Brian Shallcross, 1994-97	48
4. Brett Sterba, 1998-00	46
5. Brian Morris, 1982-85	30
6. Steve Libassi, 1976-79	26
7. Chris Dawson, 1991-93	22
8. Brian Pate, 2007-	18
9. Terry Regan, 1972-74	17
10. Dan Mueller, 1988-91	14

2008 Honor Roll

Jake Phillips

- CAA Offensive Player of the Week (10/13)

Jonathan Grimes

- TSN National Special Teams Player of the Week (10/6)
- CAA Special Teams Player of the Week (10/6)
- CAA Rookie of the Week (10/6)
- CAA Rookie of the Week (9/15)

Adrian Tracy

- CAA Defensive Player of the Week (9/22)

Josh Rutter

- CAA Defensive Player of the Week (10/20)

Jake Trantin

- CAA Rookie of the Week (10/27)

Brian Pate

- CAA Special Teams Player of the Week (10/27)

Pate's Place

When junior place-kicker Brian Pate's first attempt at Towson (a 41-yard effort) was blown wide right by a strong wind, it broke a string of what had been five straight makes for the native of Fredericksburg, Va.. But, true to the outstanding form he has show all season, Pate came back and was successful on his final two attempts on the game (from 29 and 39 yards).

Consistency has been Pate's specialty on the season, as he has been true on nine of his 11 field goal attempts and hasn't missed an extra point in his 31 conversion attempts.

By turning in the 10-point effort, Pate is now the team's leading scorer, with 58 points on the season. He ranks third in the CAA, with an average of 7.2 points a contest, while his average of 1.12 FG/game is currently second in the league.

His 81.8 success rate on field goals is the highest average for any kicker in the conference. His 18 career field goals ranks him eighth all-time in school history.

Defensive Notes

Defensive Dominance at Towson

The Tribe defensive unit posted one of its best performances of the season in the victory at Towson last weekend. Below is a list of defensive highlights from the triumph.

- W&M limited Towson to just 12 first downs, marking the third time this season that the Tribe has limited an opponent to 12 first downs or less (N.C. State - 11, Delaware -12); Towson recorded just two first downs in the second half.
- W&M held Towson to just 43 yards rushing on 23 carriers (1.9 yards per carry), marking the first time the College has held an opponent to less than 50 yards on the ground since Liberty managed negative six yards on Sept. 24, 2005.
- The College recorded a pair of second half interceptions, increasing the team's total to 14 this season.
- The Tribe limited the Tigers to 2-of-14 on third downs conversions.
- W&M held TU to just seven total yards in the second half, including negative 14 yards rushing.
- Towson managed negative four yards of total offense in the third quarter.
- W&M only allowed Towson into the red zone once and held the Tigers scoreless on that possession.
- Of Towson's 238 yards of total offense, 89 yards came on just two plays; excluding those plays, W&M held Towson to just 149 yards on 54 plays (2.8 yards per play).
- Towson totaled a time of possession of just 8:59 in the second half.

Among the Nation's Best

Junior defensive end Adrian Tracy has been simply dominant this season for the Tribe and currently ranks tied for third nationally in sacks per game (1.06) and tied for fifth in tackles for a loss per game (1.75). The Sterling, Va., native leads the conference in both categories.

Tracy's best performance of the season came in the victory at then-No. 4 New Hampshire when he totaled a career-high 14 tackles (10 solo) with two sacks and four tackles for a loss. The effort marked the second time this season that he has totaled four TFLs in a game.

Tracy has recorded at least a half sack in every game this season and now has 17.5 career sacks and 39 TFLs. His career sack total ranks tied for eighth among active FCS players, while his TFL total is tied for ninth.

Cox at it Again

With his interception in the third quarter in the win at Towson, senior cornerback Derek Cox increased his season total to three this season. The total equals his mark from a season ago and brings his career total to eight. Cox currently leads the team in interceptions and ranks tied for eighth in the conference.

Alvarado Makes His Mark

Sophomore safety Michael Alvarado had a big part in the Tribe's dominant defensive effort in the win at Towson, as he recorded a key interception in the fourth quarter. The pick allowed W&M to take over on the Tigers' 49-yard line and set up a seven-play touchdown drive that helped seal the College's victory. The interception was Alvarado's second of the season, as he also registered key pick in the victory at then-No. 4 New Hampshire.

Second Half Defense

The Tribe defense has played well in the second half of the past three contests, allowing an average of just 72.3 yards of total offense after the break. W&M limited Towson to just seven yards in the second half, while it held Rhode Island and Delaware to just 127 yards and 83 yards, respectively, in the previous two weeks.

Additionally, the Tribe defense has allowed just 17 total points in the second half of the past three games, an average of less than six points per contest.

Much Improved

With the return of nine starters from last year's defensive unit, the Tribe entered 2008 looking to improve upon its performance from a season ago when it allowed nearly 400 yards of total offense per game (225.7 rushing/167.5 passing). Through eight games, W&M has dramatically improved upon those numbers, allowing just 307.75 yards per game (140.75 rushing/167.0 passing). The Tribe currently ranks 22nd nationally in total defense and 20th in pass efficiency defense (110.22).



In addition to limiting opponents' yardage this season, the Tribe has also dramatically reduced the number of points it has allowed this season. While the '07 team surrendered a school-record 38.8 points per game, this year's squad is allowing just 22.0 points per game.

Creating Turnovers

The Tribe defensive unit has been incredibly effective in creating turnovers when compared to a year ago. Through eight games, W&M has already caused 19 turnovers, besting its total of 15 from all of last season.

Sharing the Load

While the Tribe's total of 14 interceptions is significant, perhaps even more impressive is the fact that a school-record 10 different players have tallied at least one.

Getting Into the Backfield

The Tribe defensive unit has been effective stopping the opposition behind the line of scrimmage this season, totaling 58 tackles for a loss for 244 yards. The average of 7.3 TFL for 30.5 yards per game marks a significant improvement from last year's team that averaged 4.5 TFL for 16.2 yards per game.

Sacking the Opposition

The Tribe's sack total is up significantly this season, recording 20 sacks for a loss of 128 yards through eight games. The '07 defensive unit totaled 10 sacks for a loss of 60 yards all of last season.

Early Stops

While the first quarter proved to be the Tribe's worst quarter defensively last season (allowing 12.5 points per game), W&M's defensive unit has been very impressive during the initial 15 minutes of action this year, allowing just 4.8 points per game. The Tribe has held three opponents scoreless in the opening quarter (VMI, Delaware and Towson), while only New Hampshire has scored more than a touchdown.

The Sticks are Staying Put

The Tribe's defense has been effective in limiting the opposition's first downs this season, allowing just 16.5 per contest. The stat marks significant improvement from last season's team that surrendered 21.9 first downs per contest.

In its season opener at N.C. State, W&M held the Wolfpack without a first down on its first eight possessions. NCSU's initial first down of the contest didn't come until its final possession of the first half, while the Wolfpack managed just 11 first downs during the entire game. The total was lowest allowed by the Tribe since surrendering just seven first downs against Liberty on Sept. 24, 2005. W&M nearly equaled that feat in the wins at Delaware and Towson by holding both opponents to just 12 first downs.

Why to Watch Third Downs

Third down stops played a key role in W&M's four triumphs last season, as the Tribe limited its opponents to a 30.2 percent conversion percentage. Conversely, in the College's seven losses, opponents registered a 49.4 percent success rate on third downs (49-for-99).

Thus far this season, W&M has allowed just 43 conversions on 126 opportunities (34.1 percent). W&M's best efforts have come against N.C. State (2-of-16), Norfolk State (3-of-18) and Towson (2-of-14).

In Case You Missed it ...

Trantin Honored as CAA Rookie of the Week

After an outstanding performance in the homecoming win against Rhode Island, redshirt freshman linebacker Jake Trantin was selected as the CAA Rookie of the Week. Making his first career start at middle linebacker (after starting each of the previous six games at outside linebacker), Trantin garnered rookie of the week distinction after recording a game-high and career-best 13 tackles (nine solo) versus the Rams. The Severn, Md., native also registered an interception, forced fumble and a tackle for a loss. The interception, which was the first of his career, came in the end zone and halted a URI scoring opportunity.

Trantin currently ranks fourth on the team in tackles (41) and is tied for second on the squad with 5.5 tackles for a loss.

Pick-Six ... Again

Junior safety David Caldwell's 62-yard interception for a touchdown during the fourth quarter at Rhode Island marked the second time this season that a Tribe player has returned a pick for a touchdown. Senior cornerback Derek Cox returned an interception 45 yards for a score during the fourth quarter at N.C. State.

The last time W&M recorded a pair of pick-sixes during the same season came in 2005 when it tallied two in the same game (vs. Villanova).

Defensive TDs

With Caldwell's touchdown against URI, the Montclair, N.J., native earned his second touchdown of the season. His other touchdown came on blocked field goal against Norfolk State. The feat marks the first time a Tribe defensive player has scored a pair of touchdowns in one season since Billy Parker did so in 2002.

Franks Records First Career INT

Making just his second start of the season, sophomore linebacker Evan Franks recorded the first interception of his career when he picked off Rhode Island quarterback Derek Cassidy in the first quarter of last Saturday's game. In addition to his interception, Franks finished the afternoon with six tackles.

Homecoming

With the win against URI, the College recorded victories on three-straight Homecoming weeks this season, as the Tribe spent the previous two weeks as both New Hampshire and Delaware's Homecoming opponents.

Rutter Honored as CAA Defensive Player of the Week

After an outstanding performance in William and Mary's 27-3 victory at Delaware, senior linebacker Josh Rutter was selected as the Colonial Athletic Association Defensive Player of the Week on Oct. 20. The honor marked the second time this season that a Tribe player earned the award, as junior defensive end Adrian Tracy garnered the distinction following the win against Norfolk State.

Rutter led the College with eight total tackles (four solo) and recorded a career-high three tackles for a loss. The Union Bridge, Md., native also had a key interception late in the third quarter.

Phillips Fabulous

Phillips led a Tribe offense that racked up 27 points and 456 yards against a Delaware defense that entered the game allowing just 18.0 pts and 311.00 yards a game by passing for 338 yards on 26 completions in 38 attempts. On the afternoon, Phillip' threw for one TD, a 44-yard fourth-quarter connection, and also scored on a one-yard touchdown run.

The game stood as Phillips second-straight 300-plus yard afternoon, accounting for 648 passing yards in the two contests.

Notes on the No. 300

Earlier this season, the William and Mary offense produced a 300-yard passer on three-straight weekends. Starting with the team's loss to Villanova in week four, junior reserve R.J. Archer started in place of an injured Phillips and used his right arm to produce a 307-yard afternoon. Coupled with Phillips' 300-yard effort of his own the following week at New Hampshire, it marked the first time in the team's 110-plus year football history that two different quarterbacks produced 300-yard passing efforts on back-to-back weeks.

With Phillips' 338-yard passing afternoon against Delaware in week six, the Tribe offense has now produced a total of 57 individual 300-yard passing afternoons in the 29 seasons Laycock has been at the helm of the program. Only twice during Laycock's tenure has the same season seen two different Tribe quarterbacks turn the trick (with the last time coming during the 1997 season, when regular season starter - and eventual multiple time All-American - Mike Cook fired for 352 yards at Georgia Southern and was injured in the next game, vs. VMI. His eventual replacement, Steve Fill, went for 300 in the team's win against James Madison later that same season).

Good Company

By throwing for 310 yards (at New Hampshire) and 338 (vs. Delaware) on consecutive weeks, Phillips became the first Tribe quarterback to break the 300-yards passing mark on back-to-back weeks since Lang Campbell achieved the feat in the last two games of the 2004 season



Game Notes

(throwing for 342 yards vs. Delaware and 315 yards vs. JMU in the quarter and semi-finals of the NCAA Playoffs).

Big Win

The 24-point margin of victory in the Tribe's 27-3 win at Delaware tied the 1994 squad (31-7) for the most lopsided win over the Blue Hens in school history. It was far and away the largest margin for the Tribe in a win in Newark, more than doubling the previous best of 10 set by the 1990 squad (22-12).

One has to go back to the 2005 season to find the last time W&M had defeated any conference opponent by a wider margin (a 44-13 win over Towson).

Nearly a Shutout at Delaware

By limiting Delaware to just three points, the Tribe nearly recorded the program's first shutout against a conference opponent since the 1995 season when it held New Hampshire scoreless.

Delaware's only points of the contest came on a 32-yard field goal early in the fourth quarter. That lone scoring drive covered just three yards, however, as it took possession on W&M's 18 yard line when it recovered a punt that bounced off David Caldwell's helmet.

Ending an Impressive Streak

W&M's impressive defensive performance at Delaware ended the Blue Hens' 116 home game streak of scoring at least one touchdown. UD was last held without a touchdown at home during the 1990 season in a 17-3 loss to Massachusetts.

More Impressive Notes from Delaware

In addition to holding Delaware without a touchdown, the Tribe defense also posted a number of other impressive stats in the victory against the Blue Hens . . .

- W&M limited UD to just 145 yards of total offense, the fewest allowed by the program since Liberty registered 145 total yards in 2005.
- The Tribe held Delaware to just 12 first downs, the second fewest posted by an opponent this season (N.C. State - 11)
- W&M forced a season-high 10 punts
- By limiting the Blue Hens to just 45 yards passing, it marked the second time this season that the defense held an opponent to less than 50 yards through the air (VMI - 25 yards).
- In addition to stopping UD's passing attack, W&M was also effective against the run, allowing just 2.5 yards per carry.
- W&M totaled season highs with four sacks and 11 tackles for a loss; the TFL total marked the most by W&M since registering 12 against Richmond in 2004

Stover Records First Career Sack at Delaware

With Delaware facing a third-and-12 on its first offensive series of the game, sophomore defensive tackle Mike Stover earned his first career sack by tackling UD quarterback Robby Schoenhof four yards behind the line of scrimmage. Stover finished the game with a career-high 1.5 tackles for a loss and four total tackles.

Phillips Honored

After an outstanding performance in the 38-34 victory at then-No. 4 New Hampshire, Tribe senior returning all-conference quarterback Jake Phillips was named as the Colonial Athletic Association Offensive Player of the Week (for the week ending Oct. 12th).

Phillips completed 30-of-40 passes for 310 yards and four touchdowns en-route to helping the Tribe rally back from a 21-7 halftime deficit against UNH. Phillips was particularly effective in the second half, completing 20-of-27 passes for 222 yards and three touchdowns. The Warm Springs, Va., native's highlight of the day came in the contest's waning minutes when he helped engineer an 11-play, 72-yard drive that culminated in a 17-yard game-winning touchdown pass to junior wide receiver D.J. McAulay with 22 seconds remaining.

Looking Back to UNH

William and Mary's 38-34 win vs. then fourth-ranked UNH marks the highest-ranked team the Tribe has defeated since beating then-No. 1 UNH in 2005. The win was also the Tribe's first versus a ranked team since beating then-No. 21 Towson, 29-28, in 2006. The win also snapped W&M's six-game losing streak versus FCS ranked teams.

Big Day

In the team's upset of then fourth-ranked New Hampshire, Grimes established a W&M true freshman record with 144 rushing yards on a then career-high 23 carries vs. UNH [a total he has since bested with a 25 tote effort vs. Delaware]. His total was the most for a Tribe true frosh since Derek Fitzgerald ran for 137 in the last game of the 1992 season (vs. Richmond).

Grimes ended the game with 37 total touches (23 rushes, a team-high eight receptions and six kickoff returns) and 282 all purpose yards (144 rushing, 47 receiving and 91 return yards).

In the New Hampshire game, Grimes' fourth-quarter, 56-yard touchdown run stands as his career long run, and is the team's longest rush from scrimmage this season. It is the longest TD run for the team since the 2002 season, when Steven Hargrove found pay dirt at the end of a 50-yard run vs. VMI.

Grimes also had a team and career high eight receptions on the afternoon vs. UNH (for 47 yards).

Fred Johnson Comes Up Big at New Hampshire

Junior cornerback Fred Johnson posted one of the best efforts of his career in the win at then-No. 4 New Hampshire, as he totaled a career-high 10 tackles (seven solo) and his first career interception. His pick came in the waning seconds of the contest when he intercepted R.J. Toman on a long pass to end New Hampshire's comeback bid.

A Key Interception

Sophomore safety Michael Alvarado made his first career interception at a crucial point in the win at then-No. 4 New Hampshire. Already ahead, 14-7, the Wildcats chose to go for a fourth-and-goal from the one-yard line with hopes of extending their lead to two touchdowns. However, Alvarado intercepted R.J. Toman's pass in the end zone to deny UNH and keep W&M within a score.

Making the Most of an Opportunity

Making his first start of the season in the win at then-No. 4 New Hampshire, sophomore Linebacker Evan Francks made the most of the opportunity. The Medford, N.J., native equaled a career high with 10 total tackles and established a career high with eight solo stops.

Ready R.J.

Junior quarterback R.J. Archer proved to be more than a capable stand-in for injured senior starter Jake Phillips (foot) against Villanova on Oct. 4. Archer strung together impressive numbers, passing for 307 yards on 21 completions in 37 in pass attempts. The strong effort included a 44-yard touchdown strike to Elliot Mack in the second half. The lone blemish came at the end of the game when Archer's deep ball was intercepted with just 1:20 remaining. Archer also showed a nose for the end zone as a ball carrier, as he provided two scores with his feet on runs of one and three yards.

The 6-2, 220-pound product of Earlysville, Va. was moved to the position last spring because of his athleticism and arm strength, and both were clearly on display against the 14th-ranked Wildcats. After completing three of his first four pass attempts to open the game, Archer hit a rough-patch, completing only five of his next 14 attempts in finishing the first half with 75 passing yards on eight completions in 18 attempts. But he came out in the second half with all guns blazing, including leading a three-play, 75-yard drive on the Tribe's opening possession of the third quarter. Archer connected on tosses of 21, 10 and 44-yards and put the squad in the end zone in just :41 seconds. He kept the hot-hand over the remaining 30 minutes of play, completing 13 of 19 attempts for 232 yards.

Prior to the game against Villanova, Archer had seen limited action in all three games of the season, but had only attempted nine passes (with four completions) for 49 yards.

With Archer's touchdown pass to Mack, he now has throw for two career touchdowns (the first coming in the season opener against N.C. State).

Interesting

Archer's 307-yard performance was the most for a William and Mary quarterback making his first career collegiate start for the College since eventual All-American and multiple time first-team all-conference selection Mike Cook fired for 313 yards in his 1996 debut in the team's season-opener at Central Florida.

The Tribe record for passing yards in the first career start is held by Stan Yagiello, who put together a 414-yard performance against Miami of Ohio in the first game of the 1982 season. The most recent first-time starter to throw for 300-yards came during the 1997 season, when Steve Fill threw for an even 300-yards in the team's 38-25 win over James Madison. That afternoon saw



Fill make his first career start for an injured Mike Cook. Cook was hurt during the season's second game (at VMI) and was replaced in the next game by then redshirt freshman Daron Pope. Pope started the next two games, before succumbing to injuries himself.

Record Breaking

With the 307-yard plus passing performance, Archer now has become the first player in school history to have a 300-yard passing game and a 100-yard receiving afternoon to his credit. Archer, who had played 22-straight games at receiver for the College coming into this season, went over the 100-yard mark in receiving yards in the Tribe's upset of then 21st-ranked Towson in 2006 when he had six grabs for 122 yards.

Also, he is one of the select few to have a career touchdown pass, reception and rushing touchdown to his credit. The last player to claim the feat was all-conference tailback Elijah Brooks (2004-06), who finished his three-year Tribe career with 22 rushing TDs, two receiving scores and one TD pass (he completed a half-back pass for six yards in the team's win over Towson in 2006).

For the record, current Tribe running backs coach David Corley, Jr., became one of two Tribe players (the other being Bernie Marrazzo) to complete the feat in a single game, when he turned in a running, throwing and a receiving touchdown in the team's Homecoming win over Maine on Oct. 30, 1999.

Opportunity Knocks

Grimes rise up the depth chart was started in the season's fourth week, when he made his first career start at tailback vs. Villanova for sophomore Terrence Riggins, who was injured during the Norfolk State contest (and missed the following two games, until returning to a limited role vs. Delaware). The freshman stepped-up to the challenge and set a true-freshman school record of 324 total yards against the Wildcats by rushing for 58 yards and racking up freshman records for receiving yards (105 on six grabs) and return yards (161 yards on four kick returns).

The outstanding effort earned him national honors, as he was selected as the Sports Network's National Special Teams Player of the Week (for week ending Oct. 5) and was named as the Colonial Athletic Association's Rookie and Special Teams Player of the Week. He has now been named as the league's outstanding rookie on two separate occasions this season, with the other time being in the Tribe's win over VMI on Sept. 13.

Included in Grimes' afternoon against Villanova was a 51-yard scamper on a screen pass from R.J. Archer in the fourth quarter, which set up a Tribe score. On special teams, he electrified Zable Stadium with a 97-yard kickoff return for the team's first touchdown of the day, and the Tribe's first kickoff return for a score since Steven Cason blazed 92 yards to pay dirt with the opening kick of the team's 2005 upset of then No. 1 ranked New Hampshire. He also contributed a 35-yard run on the team's second play for scrimmage.

In the team's win over Norfolk State, Grimes' racked up 71 yards on just nine carries. Grimes ran for a score and contributed a receiving touchdown in the contest. Grimes earned the league's Rookie of the Week honors for his strong performance against VMI, where he powered for 97 rushing yards and scored two TDs on just five carries, contributed two receptions for 15 yards and returned a kick for 24 yards.

Irony or Coincidence?

The last Tribe player to accumulate more all-purpose yards in a single game than Jonathan Grime's effort versus Villanova was Komlan Lonergan, who rang up 325 all-purpose yards in the team's league-title clinching victory against the Wildcats in 2001. Lonergan had 143 rushing yards, 163 kickoff return yards and 20 receiving yards in helping the College earn a 47-44 win against the Wildcats. Lonergan's afternoon included a 75-yard run and a 78-yard kickoff return.

Rutter's Big Effort vs. Villanova

Senior linebacker Josh Rutter led the Tribe defensively against Villanova, nearly equaling a career high with 15 total tackles. Additionally, he established a career high with 12 solo stops and equaled a career high with 1.5 TFL, including a sack.

Block That Kick

W&M's special teams unit came up big versus Villanova. In addition to Jonathan Grimes' 97-yard kickoff return for a touchdown, the College blocked a pair of kicks. Sophomore Michael Alvarado blocked a second quarter field goal attempt, while junior Sheldon Alexander got his hands on a punt in the fourth quarter.

Alvarado's block marked the second consecutive game in which the Tribe blocked a field goal, as Adrian Tracy rejected an attempt versus Norfolk State that was returned 66 yards by David Caldwell for a touchdown.

Hyde Records First Career Sack

Redshirt freshman defensive end Marcus Hyde registered his first career sack in the third quarter versus Villanova when he tackled VU's quarterback six yards behind the line of scrimmage.

Tracy Garners CAA Defensive Player of the Week Honors

After an outstanding performance in William and Mary's 42-12 victory against Norfolk State, junior defensive end Adrian Tracy was selected as the Colonial Athletic Association Defensive Player of the Week (for the week ending Sept. 20).

A force on the defensive line, Tracy registered a team-high six tackles versus the Spartans. Additionally, he tallied four tackles for a loss, 1.5 sacks and a blocked field goal, which was returned 66 yards for a touchdown by junior safety David Caldwell.

Forcing Turnovers

The Tribe defensive unit came up big in the win against Norfolk State, as it forced the Spartans into five turnovers (four interceptions/one fumble recovery). Sophomore cornerback Ben Cottingham accounted for the fumble recovery and one interception, while senior Derek Cox, senior David Houff and junior Robert Livingston all picked off passes.

With the interceptions, Cox and Houff both increased their season total to two, as both DBs picked off passes in the season opener at N.C. State.

After missing the first two contests due to an injury, Livingston wasted little time making an impact as his interception came in his first action of the season.

A Special Play

Perhaps the biggest play in the win against NSU came on special teams during the final minute of the first half when junior Adrian Tracy blocked NSU's 50-yard field goal attempt and junior David Caldwell returned it 66 yards for a touchdown, putting W&M ahead, 21-3.

Prior to the big play against NSU, the Tribe's last special teams touchdown off a block came during the 1996 season when Sean McDermott (now the defensive backs coach for the Philadelphia Eagles) returned a blocked punt 12 yards for a touchdown at Rhode Island.

Big Returns for Cox

In addition to recording a pair of interceptions this season, senior all-conference cornerback Derek Cox has returned the picks for an average of 39.5 yards. Cox returned an interception 45 yards for a touchdown at N.C. State, while he returned his pick against Norfolk State 34 yards.

Stopping Branche

Although Norfolk State's top running back, DeAngelo Branche, entered the contest against W&M ranked 19th nationally with 106.33 yards rushing per game, the Tribe defensive unit limited him to just 30 yards on 12 carries (2.5 yards per carry). In the preceding week, Branche piled up 180 yards on the ground versus North Carolina A&T.

W&M's effort against Branche marked the second time this season that the Tribe defense had shut down an opponent's leading rusher, as N.C. State's Andre Brown totaled just 43 yards on 17 carries (2.5 yards per carry). Brown ranked 11th on NCSU's all-time list for rushing yards and was coming off a 101-yard effort in the previous contest against South Carolina.

Special Teams Impact

Sophomore Kyle O'Brien made a significant impact on special teams in the win against Norfolk State, registering four total tackles on kickoff coverage. For his effort, O'Brien was selected as the W&M Quarterback Club Special Teams Player of the Week.

Honored

True Freshman Jonathan Grimes earned the Colonial Athletic Association's Rookie of the Week honors (for games ending Sept. 13) by rushing for 97 yards and two scores on just five carries vs. VMI. Grimes scored on runs of 29 and 12 yards on the evening, while averaging a gaudy 19.4 yards a carry. The talented Palmyra, NJ native also displayed an all-around game, as he contributed two catches for 15 yards and was outstanding in his pass protection responsibilities.

Getting in a Groove

After throwing interceptions on two of his first three passes against VMI, Phillips settled down and threw nine consecutive pass completions for 126 yards and two touchdowns.

He ended the evening with 172 yards and three TDs, completing 13 of his 18 attempts. The returning all-conference signal caller also rushed for an additional score and 49 yards.



Game Notes

Did You Know?

Riggins 53-yard rush versus VMI was one of three runs over 30 yards on the evening for the Tribe. All three would have stood as the team's season-long run in 2007 (as Phillips 30-yard rush was the team-high)

Taking it one step further, prior to the game with VMI the College hadn't had a back run for more than 30 yards from scrimmage since the 2004 season (when Elijah Brooks broke off a 56 yard run vs. Hampton University in the NCAA Playoffs, First Round).

Caldwell Comes Up Big vs. VMI

Junior safety David Caldwell posted an outstanding effort in the win against VMI, leading the team with 10 tackles (four solo). The Montclair, N.J., native also forced a fumble, recovered a fumble and registered a tackle for a loss.

First Career Sacks

Junior defensive tackle Daniel Pulley registered his first career sack when he tackled VMI quarterback Tim Maypray for a nine-yard loss on the final play of the third quarter.

Redshirt freshman linebacker Jake Trantin also tallied his first career half sack when he and junior defensive end Adrian Tracy tackled Maypray for an eight-yard loss on the contest's first play from scrimmage.

Following an FBS Game

In five out of the last six years, the first game following a loss to an FBS opponent has resulted in a Tribe victory. This season, the Tribe bounced back from a loss at N.C. State to defeat VMI.

Longstanding

With Sparky Woods taking over the Keydet program for the departed Jim Reid in 2008, Jimmie Laycock has now faced nine different head coaches at the VMI program since he first faced off against the squad in 1980 (29 years).

Taking it one step further, with Rhode Island and Richmond bringing new leaders to the side-lines for 2008, he will now have faced off against 26 different head coaches in his 15-years of league play (since first joining the conference in 1993).

Another Streak Worth Noting

In addition to extending its winning streak against VMI to 23 games earlier this season, the Tribe extended its regular season non-conference home winning streak to seven. The Tribe extended that streak to eight games with the victory against Norfolk State the following weekend.

What a Difference ...

... A year makes. Last season, the College's final two-deep of its top 44 players showed over half (24) as either freshmen or sophomores. The defense had 12 first or second year players, while the offense also had the same amount, including a pair freshman tailbacks and five first-year players filling the top six wide receiver positions. Defensively, only three seniors even took a snap during the entire season. By contrast, this year, the College opened with nine returning starters on both sides of the ball. Of these 18 returning starters, 14 are either juniors or seniors.

Did You Know?

William and Mary Head Coach Jimmie Laycock is 19-9, all-time, in home openers. The Tribe snapped a two-game skid with the 52-17 win against VMI earlier this season.

First Start

Eight Tribe players made their first career start at N.C. State (junior TE Rob Varno, sophomores Chase Hill, WR; Terrence Riggins, TB; Ben Cottingham, CB; and Michael Alvarado, S; and redshirt freshmen Jake Marcey, OT; Harold Robertson, DT; and linebacker Jake Trantin).

On the offensive side, despite it being their first starts, the returns on the group's production were overwhelmingly positive. Riggins had game- and career-high 51-rushing yards on 12 attempts (4.2), while Hill earned the team's Offensive MVP Award by collecting four receptions for a total of 45 yards and handling the long-snapping duties. Varno was very nearly equally as productive, as he had a career-high 31 receiving yards on three receptions. Despite having his hands full with a large and athletic Wolfpack defensive front, he was more than adequate in helping power the College to a very respectable offensive afternoon that saw the team roll to 303 total yards (including 115 yards on the ground).

Freshman Connection

True freshman Jonathan Grimes saw significant game reps at tailback for the College against the Wolfpack (five carries for 31 yards). He was the only true frosh to see game action.

Last season, Riggins joined cornerback Terrell Wells and defensive tackle Michael Stover as the only true freshman to see playing time. In 2006, the Tribe played only two first-year players, including David Caldwell. The same was true for 2005, as only a pair of true freshmen saw playing time (linebacker Michael Pigram and wide receiver D.J. McAulay).

Strong Against the Pass

N.C. State's 258 yards passing against the Tribe marked just the second time in the previous 13 games that an opponent has thrown for more than 220 yards against W&M. Last season, only Villanova was able to eclipse the mark (272).

Last season, the College surrendered a league-best 167.5 passing yards per game and held six opponents to less than 200 yards through the air. Additionally, the Tribe limited two opponents (VMI - 22 yds) and (JMU - 89) to less than 100 yards passing.

Stopping the Wolfpack's Ground Attack

After allowing more than 225 rushing yards per game last season, W&M's defensive unit looked much improved in its season opener at N.C. State. The Tribe limited the Wolfpack to just 67 yards on 30 carries (2.2 yards per carry). It was the fewest rushing yards allowed by W&M since holding Towson to just 62 yards on Oct. 22, 2005.

Making the Tribe's effort versus N.C. State even more impressive is that it limited the Wolfpack's leading rusher, senior Andre Brown, to just 43 yards rushing on 17 carries (2.5 yds per carry). Brown ranked 11th on NCSU's all-time list for rushing yards and was coming off a 101-yard effort in the previous contest against South Carolina.

What a Half

Although the Tribe trailed 14-0 at halftime against N.C. State, a look at the stat sheet offered a number of positives for W&M. In addition to allowing just three first downs in the opening two quarters of play, the College outgained the Wolfpack in total yards, 103-79. Additionally, despite kicking off to begin the game, W&M controlled the time of possession by more than three minutes.

Pick Six

Senior all-conference cornerback Derek Cox provided the individual defensive highlight in the season opener at N.C. State when he returned a fourth-quarter interception 45 yards for a touchdown. It marked the first time a Tribe player had accomplished the feat since Trevor McLaurin and James Miller both did so at Villanova during the 2005 season.

Limiting the Penalties

After ranking as one of the nation's least-penalized teams last season, the Tribe got off to good start in '08 with just three infractions for 15 yards in the season opener at N.C. State.

W&M was the CAA's least-penalized team last year with only 49 infractions for 408 yards. The Tribe ranked sixth nationally with just 4.45 penalties per game and seventh in the country with just 37.09 penalty yards per game.

Immediate Impact

Redshirt freshman Jake Trantin registered his first collegiate game action when he earned a starting nod at outside linebacker in the season opener at N.C. State. The Severn, Md., native wasted little time making an impact as he recorded a tackle for a loss on the initial play of the contest's first offensive series.

Caldwell and Tracy Register Sacks


Junior defensive end Adrian Tracy and junior safety David Caldwell began the '08 season in impressive fashion, as both tallied a sack in the season opener at N.C. State. Tracy's big play came on a third-and-10 early in the second quarter that pushed the Wolfpack back 10 yards and forced a punt, while Caldwell made his stop behind the line of scrimmage on a third-and-nine later in the quarter that went for a loss of nine yards and forced another Wolfpack punt.

W&M Quarterback Club Players of the Week



2008 W&M Quarterback Club Weekly Awards - Towson (Nov. 1)

Offense



Rob Varno, TE, Jr.

Totaled a game-high five catches for 67 yards and a touchdown

Previous Winners

Rhode Island - Oct. 25
Jake Phillips, QB, Sr.

Delaware - Oct. 18
Jake Marcey, LT, R-Fr.

New Hampshire - Oct. 11
Jake Phillips, QB, Sr.

Villanova - Oct. 4
Jonathan Grimes, RB, Fr.

Norfolk State - Sept. 20
Jonathan Grimes, RB, Fr.

VMI - Sept. 13
Terrence Riggins, RB, So.

N.C. State - Sept. 6
Chase Hill, WR, So.

Defense



Sean Lissemore, DT, Jr.

Recorded four tackles, a sack and 2.0 tackles for a loss

Previous Winners

Rhode Island - Oct. 25
David Caldwell, SS, Sr.

Delaware - Oct. 18
Josh Rutter, LB, Sr.

New Hampshire - Oct. 11
Adrian Tracy, DE, Jr.

Villanova - Oct. 4
Josh Rutter, LB, Sr.

Norfolk State - Sept. 20
Adrian Tracy, DE, Jr.

VMI - Sept. 13
Jake Trantin, LB, R-Fr.

N.C. State - Sept. 6
C.J. Herbert, DE, Jr.

Special Teams



Sheldon Alexander, DB, Jr.

Registered a pair of tackles on special teams kickoff coverage

Previous Winners

Rhode Island - Oct. 25
Todd Reyher

Delaware - Oct. 18
David Houff, SS, Sr.

New Hampshire - Oct. 11
Sean Lissemore, DT, Jr.

Villanova - Oct. 4
Jonathan Grimes, RB, Fr.

Norfolk State - Sept. 20
Kyle O'Brien, DL, So.

VMI - Sept. 13
Fred Johnson, DB, Jr.

N.C. State - Sept. 6
Brian Pate, K, Jr.
David Miller, P, So.



2008 Honor Roll




**All-CAA Candidate
Jonathan Grimes, Fr., RB**

TSN National Special Teams Player of the Week (10/6)
CAA Special Teams Player of the Week (10/6)
CAA Rookie of the Week (10/6)
CAA Rookie of the Week (9/15)



**All-CAA Candidate
Jake Phillips, Sr., QB**

CAA Offensive Player of the Week (10/13)



**All-CAA Candidate
Josh Rutter, Sr., LB**

CAA Defensive Player of the Week (10/20)



**All-CAA Candidate
Adrian Tracy, Jr., DE**

CAA Defensive Player of the Week (9/22)
CAA Leader in Sacks and TFLs



**All-CAA Candidate
Jake Trantin, R-Fr., LB**

CAA Rookie of the Week (10/27)



**All-CAA Candidate
Brian Pate, Jr., K**

CAA Special Teams Player of the Week (10/27)

Head Coach Jimmie Laycock



William and Mary Head Coach Jimmie Laycock

29th Season

Career Record: 188-136-2 (.580)

Comments From Monday's CAA Football Coaches Conference Call:

Q: Talk about the Towson game last week.

A: Well again, we kind of put ourselves in a little bit of a hole in the first half. Towson got after us pretty well, and they scored that touchdown on a deep throw right before halftime. So we were down at halftime, but I think our players maintained their poise, hung in there and came back. We really played a little bit faster and with a little more intensity in the second half. We really got some pressure on Shafer. I thought our defensive front played exceptionally well. C.J. Herbert, Adrian Tracy and Sean Lissimore really got after it up front and kind of forced the tempo defensively. Offensively we executed and moved the ball. Jake Phillips had another good game and played very well. Jonathan Grimes, Rob Varno, our tight ends, and some of

those guys made some plays. Brian Pate also played well and converted some field goals when we needed it. It was a good, solid effort for us, especially second half.

Q: What does your defense have to do to impress you every week?

A: Well it impresses me when we play like we did the second half at Towson. We made some mistakes in the first half, so we continue to strive on both sides of the ball to be consistent. We can't play like we did in the first half all the time and get away with it, but we have improved defensively. When we play fast, run to the football and do things right, we are much improved.

Q: With two big games remaining to close out the season, how do you prepare for those while keeping focused on Northeastern?

A: When you play in the league, every game is big. I don't think you can change it one way or another. I've been in this league enough and seen how it is, so we're ready for Northeastern and we're going to do everything we can to get ready for them.

Q: Any injury updates on Elliott Mack or Josh Rutter?

A: No, not now. I don't know anymore than I did last week. Right now, I'd probably say neither one of them will be ready to play this weekend.

Q: The team seems to really be a second half team. Any thoughts on that?

A: Well, I really don't have an answer for that. We've played some tough teams in this league, and we just had to hang in there and play the whole game. We've made some plays when we've need to. That's the way it is sometimes. You never know how a game is going to unfold, so you've got to be ready for anything and everything.

Q: Talk the play of Jake recently, especially since he returned after missing the Villanova game.

A: He certainly continues to improve every year he's played here, and he has gotten better. He's a competitor and he has worked extremely hard. He has also been helped by the people around him. Jake would be the first to point out that he can only do so much. His offensive line has got to perform, as do his receivers and running backs. All those guys have to be on the same page as him and work together. Jake's a competitor and he's playing well and making good decisions. He works hard to understand the offense and works every week to prepare himself.

Q: Talk about defensive effort this season and its improvement from last season.

A: You either get better or you get worse, and fortunately we've gotten better. We had a long way to go, and we've made strides. I think there are a lot of reasons for it; the players have improved and they understand the system. The coaches also understand the players better. Again, I think we've got guys who have really stepped up, and they play with a lot of intensity. Despite missing Josh Rutter, our inside linebacker and co-captain, our players have played hard and stepped up. We're also getting very good play out of our front four and that sets the tone.

Q: What does it mean to have locked up a winning season?

A: Well, it's a great feeling. It's something that you definitely can't take for granted, especially playing in this league. We're excited about every win. A winning season is good, and we would be bowl eligible in the other level, but we're not looking at that right now. We have to turn our attention to this week and keep working to improve. There were certainly things we saw from Saturday that we need to improve upon, and our players are going to work on it this week.

Q: What can you see this team accomplishing?

A: Well, all I can say is we've won six games so far. We've accomplished that, but we'll see if there's more to come. Right now, we're just going to go at it this week and see what we can do.

Q: Are you concerned with the difference of play between first and second half?

A: Well there are a lot of concerns that you have as coaches. As coaches, we're always coming out of games with concerns with various things. When you break down the game, there are always things that need to be corrected. There were some things that we did better in the first half, but the momentum we got when we got the turnovers led to points. There are always areas in which we have concerns, and we address those in film meetings with the players and on the field.

Q: Talk about the upcoming game against Northeastern.

A: Northeastern is a very physical well-coached team. There's no question about that. They gave Villanova all they wanted last weekend and came very close to winning that ball game. They've played a very, very tough schedule and have played those teams very well. We haven't played them in a while, so we're not that familiar with their personnel, so we're working hard this week for our preparation.

The Laycock File

Hometown: Hamilton, Va.

Alma Mater: William and Mary (1970)

Graduate Degree: Clemson (1972)

Winningest Active NCAA FCS Coaches

(By Victories)

1. Bob Ford (Albany, 40)	231
2. Joe Taylor (Hampton, 26)	202
3. Jerry Moore (Appalachian State, 27)	201
4. Al Bagnoli (Penn, 27)	198
5. Walt Hameline (Wagner, 28)	189
6. Andy Talley (Villanova, 29)	188
Jimmie Laycock (W&M, 29)	188
8. Pete Richardson (Southern, 21)	168
9. Mike Ayers (Wofford, 24)	149
10. K.C. Keeler (Delaware, 16)	143

Division I Coaches Most Years at Current Schools

1. Joe Paterno (Penn State, 1966-2007)	42
2. Bob Ford (Albany, 1973-2007)	35
3. Bobby Bowden (Florida State, 1976-2007)	32
4. Jimmie Laycock (W&M, 1980-2007)	28

Career CAA Football Coaching Victories

1. Bill Bowes (UNH, 1972-98)	97
Andy Talley* (VU, 1985-)	97
3. "Tubby" Raymond (UD, 1966-01)	89
4. Jimmie Laycock* (W&M, 1993-)	75
5. Jim Reid (UMass, 1986-91, UR, 95-03)	61

Laycock in the NCAA Playoffs


Year	Round	Opponent, Result
1986	First Round	Delaware, 17-51 (L)
1989	First Round	Furman, 10-24 (L)
1990	First Round	Massachusetts, 38-0 (W)
	Quarterfinals	Central Florida, 38-52 (L)
1993	First Round	McNeese State, 28-34 (L)
1996	First Round	Jackson State, 45-6 (W)
	Quarterfinals	Northern Iowa, 35-38 (L)
2001	First Round	Appalachian State, 27-40 (L)
2004	First Round	Hampton, 42-35 (W)
	Quarterfinals	Delaware, 44-38, 2 OT (W)
	Semifinals	James Madison, 34-48 (L)

Laycock vs. CAA Football

Team	W	L	T
Delaware	12	17	0
Hofstra	2	3	0
James Madison	12	16	0
Maine	6	2	0
Massachusetts	4	7	0
New Hampshire	10	2	0
Northeastern	10	2	0
Rhode Island	10	2	0
Richmond	19	9	0
Towson	6	0	0
Villanova	9	9	1



Senior Profile: David Houff



#22 David Houff Senior • Defensive Back Blacksburg, Va. Blacksburg

Q: Where are you from?

A: Blacksburg, Va., and I went to Blacksburg High School.

Q: What is Blacksburg, Virginia most known for?

A: In my opinion, it's all about Virginia Tech, and all the Hokies there. It's a big college town that revolves around the college population and fuels a lot of the businesses and without it it'd just be a small town in southern Virginia.

Q: Have you seen that town grow dramatically since your earliest memories?

A: Oh yeah. I remember being real young and my dad played football at Virginia Tech back in the 70s under Coach Sharp and it was a good program back then, but now, even when I was younger it started really growing. I think it's one of the fastest developing towns on the East Coast. Even since I've come to college, I go back now and I feel like a stranger in my own town.

Q: What non-athletic club were you a part of in high school?

A: I did a little bit of everything. I was part of the skiing/snowboarding club, I love to snowboard, to do it in my spare time during the winter. I took a part in my local church, I played in the church band, a group of guys, we've played together since Middle School.

Q: What was your instrument?

A: I play the drums. I've played since 5th grade. I've been in a few bands here. Most of it is just recreational, I can't pursue anything really because football and school take up too much time, but I have an electronic drum set in my apartment that I still play, I've also taken a few lessons, a few classes here.

Q: What sort of music do you play?

A: I like we play all types of music, everything from more progressive rock, to Christian rock, even the heavier stuff, to jazz stuff, to Dave Matthews-esque type of music, so we play a broad array of music. We've been known to rock out, we've played at bars and stuff in high school and we actually saw some revenue.

Q: What is your major?

A: Marketing major with a finance concentration with an art minor.

Q: Why the art minor?

A: It's just to balance my academic load and balance my activities, I love to draw, love to paint, I love to work with charcoals, and it balances the football and the business and the number crunching and the economics there to just something completely different. I do a lot of work in the architecture field, kind of a liberal arts approach to architecture that I really like architecture, I love designing, like thinking in three dimensionally so really it combines my talents in another aspect.

Q: Isn't being an art student extremely time-consuming.

A: Yeah. It definitely is . . . I've spent many, many nights working on projects and even models for architecture. Some models I've put in literally, 40, 50, 60 hours to model a house or something. I spend more time on art classes than any business class in terms of the time.

Q: How do you manage to have time for a double major and play football?

A: It just takes time, it's just part of coming to William & Mary, it's part of the learning process, you get here you have to buckle down your freshman year because you know it's not going to be easy and I credit a lot of it to my freshman year. I came in here with a work mentality, and it really teaches you, forces you, especially with football, into time management skills and with that I feel like I've benefited a ton from being able to learn to manage my schedule.

Q: What is your dream job at this point?

A: To be honest, I have a huge diversity in my interests. I've really tried to focus on what I'm good at, where my true talents are, and where I'd be happy. I considered going into the business world, pursuing my MBA, going to get my degree in architecture, but honestly the thing where I believe my passion is in the medical world. I know that's kind of coming out of left field right now but my current plan is to go to Tech next year, finish up some pre-reqs, and then apply to med schools.

Q: Any specific interest in medicine?

A: I have some acute interests in some certain fields but it's hard to tell right now because I haven't gotten fully submersed into the various options. I think general surgery seems really interesting to me, I love working with my hands, I love working with people, working for the benefit of people, I like working with teams, being the leader of a team in a group setting like that, and really the human body fascinates me how it works and I think it'd be amazing to work on a human body.

Q: Were you a walk on?

A: Yes, I was a recruited walk on. It's been a wild ride.

Q: You have seen a variety of positions since coming to campus, correct?

A: Well, I was a high school option quarterback. I came in here thinking I was going to play quarterback. I came in with [current senior returning all-conference quarterback Jake [Phillips], we were from the same area, he was first-team and I was second-team all conference quarterback, so I thought it would be a rivalry coming in. But, when I got here, I started playing wide receiver, which was a bit of a shock, but I didn't mind, whatever helped the team. After two falls as a scout team wide out, I finally caught the coaches' attention when I broke the team's vertical jump record. They said, "Hey, maybe this guy can play." So that's when they moved me to defense. They first moved me to safety, and that was a big learning experience, because I had never played the position before. I worked there, moved up the charts pretty quickly, which was great, and played my redshirt sophomore year [2006], and from there I played free safety, strong safety, nickel and dollar packages and even the boundary corner. So long story short from quarterback to wide receiver to defensive back.

Q: You seem to be getting more playing opportunities this year, what is the biggest difference in your game?

A: I would say the biggest thing is that it took me awhile to figure out what was going on and get the big picture on defense and learn the techniques. It wasn't until this spring and this fall that it really sank in and I was able to utilize those techniques that have translated into the playing time and field experience.



Q: What is the biggest challenge of playing defensive back?

A: Technique, technique, technique. Just being a good athlete isn't going to make you a good defensive back. There is so much technique involved, and what really has helped me more this year compared to the last few years is you have the technique, but you also have to read the quarterback, through film study and everything. Looking at their trends, see if they look off the receiver or not, little things of that nature. The position really comes down to playing off the quarterback and reacting to what he is doing instead of watching the routes progressing. If you watch the quarterback, he'll take you to the route he's looking to throw.

Q: Have you ever looked at the challenges of playing defense as being similar to that of working with putting together a three-dimensional piece of art?

A: I would say the architecture background definitely helps from the three dimensional perspective. Both require an understanding of how to see the big picture and how everything works together. How each individual aspect may affect the rest of the whole, whether it's a building for architecture or a defensive scheme. This is where [Tribe defensive coordinator Bob] Shoop has been so valuable, as he's really has taught us how every single person plays a special part in the defense. Really, it has blown my mind to learn this in depth, and see how much everything can be affected by a single position not executing his assignment.

Q: Describe your athleticism, what is your vertical?

A: I set the school vertical jump record at 40.5 inches. I broke Blacksburg High's vertical record so I knew I could do it, but coming under Coach Sauer's wing, lifting becomes more work than fun, I mean, it translates into fun, but in high school you don't take it as seriously, and here it's work, work, work. Since I've been here I've broke the overall vertical, I broke the safety squat record and the safety power clean, the old record was 485 and I put 535. For power cleans, the old power clean record was 315 or 320 and I put up.

Q: Your father, Tony Houff, played at Virginia Tech, was he a walk-on as well?

A: Yes, he had a similar path, as he was a recruited walk-on at Virginia Tech and earned a full scholarship in his second or third year. He was the special teams captain and the fullback back. He's got more of a fullback build than I am, but I feel I get a lot of my strength from him and most importantly, he's taught me a lot about work ethic, and hard work always pays off, no exception.

Q: Did you have many conversations with your father as you were trying to work your way up the depth chart here at William and Mary?

A: I always keep up to date with my family, especially with my dad on football, because he can relate so closely. He has been there and done that and dealt with the frustrations, the hardships, the ups and downs. He's been there for all of that for me, and I can't thank him enough for what he's done. He's taught me about keeping on and working hard and taking everything with a tough chin. There have been times when I've gotten really discouraged when things aren't going well, getting negative feedback from coaches. Getting comfortable with all that comes with being a defensive back is probably been the biggest hardship I've had at William and Mary, not the hard work and all, but being able to roll through the punches and push through and never take things personally and remember why you're there in the first place.

Q: You recorded an interception on the first defensive series of the season at NC State. That must have been a great moment of seeing all your hard work pay off?

A: That play had to be one of the most memorable moments I'll have in college.

Coach Shoop was really pressing film study that week and I studied film hard and I noticed [a tendency in their formation], so I was expecting that play to come. I made a good break and the ball hit my hands and I just kind of ran with it, let instinct took over and next thing I knew I was on the sideline and we had the pick and everyone was going nuts. It was quite an experience, you want to expect those things, but when they happen, it doesn't mean you can't cherish them.

Q: Do you feel that one play like that can give you confidence for the rest of the season?

A: Certainly, it gave me a lot of confidence, and I think it got our defense going, which helped out a lot, I think it kind of set a tone and made everyone realize that we're here to play. I'm not taking credit for that necessarily but I think it proved to everybody that we could play with these guys, and ever since our defense has played with a lot more confidence.

Q: As we move into the final three games of the season, how important is it for everyone to stay focused on the little things?

A: It's priceless, you can't put a price on how important it is for everyone to focus on the reason why we're here, the common goal, and how much hard work we've put in to get to this point. You can look about on all the hard summer days, waking up at 4:45, 5:00 am, all the film study, every practice, every game. Now that we're doing well and we're having success, people are gunning for us and we're not lying in the bushes or the weeds anymore. We need to continue to put in hard work preparing for every single game. There is no doubt that this team realizes the most important game we've had up to date is always the next one to be played.

Q: Would you say this team wired together for success?

A: I think the team has great chemistry; great leadership and we've stuck together and had a lot of bonding in the fifth year and fourth year classes. I think with that leadership we can put something special together because we have the talent to do it and got our heads together now with great leadership. Who knows what is going to happen now, the sky is the limit.

Q: What was the last book you read?

A: I just finished a book called Flyboys. It's about WWII, it's a historical documentary on the Pacific War and the Aviation War, and the importance of airplanes. George Bush, Sr., was one of 10 pilots to go on a top secret air raid on Shish Jima, which is right next to Iwa Jima, and he was the only one who survived. It talked about how horrible the war was, but how important air superiority was, and without that we wouldn't have won in the Pacific war.





Tribe Football Rosters

NO.	NAME	POS.	ELG.	HT.	WT.	HOMETOWN (HIGH/PREP SCHOOL)
41	Sheldon Alexander	S	R-Jr.	6'1"	205	Gordonsville, Va. (Woodberry Forest)
67	Kyle Allison	OL	R-So.	6'2"	300	Burke, Va. (Lake Braddock)
26	Michael Alvarado	S	R-So.	6'0"	194	Gaithersburg, Md. (Gaithersburg)
16	R.J. Archer	QB	R-Jr.	6'2"	218	Earlysville, Va. (Albemarle)
5	Tyler Bailey	WR	Fr.	6'1"	181	Abingdon, Va. (Abingdon)
6	David Caldwell	S	Jr.	5'11"	213	Montclair, N.J. (Lawrenceville School)
7	Mike Callahan	QB	R-So.	5'11"	190	Mountville, Pa. (Hempfield)
88	Terreon Conyers	WR	R-So.	5'11"	174	Norfolk, Va. (Booker T. Washington)
35	Dante Cook	RB/LB	Fr.	5'11"	200	Fredericksburg, Va. (Stafford)
24	Ben Cottingham	CB	R-So.	5'9"	163	Abingdon, Md. (Edgewood)
37	Derek Cox	CB	R-Sr.	6'1"	186	Winterville, N.C. (J.H. Rose)
22	Derek Crosen	WR	Fr.	6'2"	180	Stephens City, Va. (Sherando)
54	Nicholas Dewispelaere	LB	R-So.	6'0"	232	Virginia Beach, Va. (Kellam)
81	Cameron Dohse	WR	R-So.	6'0"	177	Clifton, Va. (Centreville)
36	Nick Downey	WR	R-Fr.	5'10"	180	Lancaster, Pa. (Lancaster Catholic)
37	Kelly FitzGerald	WR	Fr.	5'10"	170	Springfield, Va. (Robert E. Lee)
46	Omar Francis	DB	Fr.	5'11"	205	Pennington, N.J. (Pennington School)
21	Evan Francks	LB	R-So.	5'11"	212	Medford, N.J. (Shawnee)
86	Alex Gottlieb	TE	Fr.	6'3"	230	Delray Beach, Fla. (American Heritage School)
79	Michael Grant	OL	R-Sr.	6'5"	296	Wrightstown, N.J. (Notre Dame)
34	Jonathan Grimes	RB	Fr.	5'10"	206	Palmyra, N.J. (Paul VI)
60	Robbie Gumbita	OL	Fr.	6'4"	285	Mount Pleasant, Pa. (Mount Pleasant)
95	C.J. Herbert	DL	R-Jr.	6'3"	264	Germantown, Md. (Northwest)
15	Chase Hill	WR	R-So.	6'2"	192	Virginia Beach, Va. (Princess Anne)
72	Keith Hill	OL	R-So.	6'4"	315	Hamilton Square, N.J. (Lawrenceville School)
83	Gareth Hissong	OL	R-So.	6'3"	252	Hanover, Pa. (Delone Catholic)
53	Luke Hiteshew	OL	R-Sr.	6'1"	304	Baltimore, Md. (Mount St. Joseph)
43	Jimmy Hobson	FB	R-So.	5'11"	226	Cincinnati, Ohio (St. Xavier)
8	DeBrihan Holmes	RB	R-Sr.	5'9"	198	Fort Eustis, Va. (Woodside)
14	Will Honbarrier	QB	R-Fr.	6'2"	190	Lynchburg, Va. (Jefferson Forest)
22	David Houff	S	R-Sr.	6'1"	199	Blacksburg, Va. (Blacksburg)
52	Marcus Hyde	DE	R-Fr.	6'3"	223	Manassas, Va. (Osborn)
85	Cory Jessee	TE	R-Fr.	6'3"	230	Warm Springs, Va. (Bath County)
91	Chris Johnson	DE	Fr.	6'3"	230	Virginia Beach, Va. (Tallwood)
42	Fred Johnson	DB	R-Jr.	6'1"	190	Richmond, Va. (St. Christopher's)
84	Blake Jones	K	Fr.	6'0"	190	Bedford, Ind. (Bedford North Lawrence)
44	Meltoya Jones	RB	Fr.	5'9"	195	Hampton, Va (Tabb)
12	Nolan Kearney	QB	Fr.	6'4"	225	Glenmoore, Pa. (Downtown West)
65	Christopher Kearns	OL	Fr.	6'5"	285	Midlothian, Va. (Midlothian)
82	Sean Kroeger	P	Fr.	6'2"	160	New Providence, N.J. (New Providence)
93	Sean Lissemore	DT	R-Jr.	6'4"	274	Dumont, N.J. (Dumont)
17	Robert Livingston	S	R-Jr.	6'3"	195	Hendersonville, N.C. (The Hun School)
2	Elliott Mack	WR	R-Sr.	6'0"	195	Irvington, N.J. (Delbarton)
19	D.J. Mangas	QB	R-Fr.	6'1"	184	Chantilly, Va. (Paul VI)
77	Jake Marcey	OL	R-Fr.	6'4"	308	Gainesville, Va. (Woodberry Forest)
25	Courtland Marriner	RB	R-So.	5'9"	177	Chesapeake, Va. (Western Branch)
49	Zachary Martin	DB	Fr.	5'10"	185	Clarksville, Md. (River Hill)
4	D.J. McAulay	WR	R-Jr.	5'11"	180	New Haven, Conn. (James Hillhouse)
62	Thomas McCutcheon	OL	R-Jr.	6'5"	325	Chesapeake, Va. (Deep Creek)
87	David Miller	K/P	R-So.	6'0"	180	Centreville, Va. (Westfield)
73	Tyler Miller	OL	R-So.	6'3"	300	Virginia Beach, Va. (Floyd Kellam)
10	Jabrel Mines	LB	Fr.	6'0"	192	Doswell, Va. (Caroline)
9	Ryan Moody	WR	Fr.	5'11"	170	Ashburn, Va. (Stone Bridge)
56	C.J. Muse	OL	R-Jr.	6'4"	315	Lexington, S.C. (Lexington)
29	James Neal	CB	R-Fr.	5'9"	185	Baltimore, Md. (Salisbury School, Mass.)
39	Donte Newbill	FB	R-Fr.	5'10"	217	Blackstone, Va. (Central Senior)
30	Matt Nickerson	RB	R-Jr.	5'9"	176	Fairfax Station, Va. (Woodson)
75	Eric O'Brien	C	R-Sr.	6'1"	270	Abottstown, Pa. (Delone Catholic)
40	Kyle O'Brien	DE	R-So.	6'0"	246	Cockeysville, Md. (McDonough)
31	Jake O'Connor	S	R-Fr.	6'0"	189	Richmond, Va. (Douglas S. Freeman)
68	James Pagliaro	DL	R-Fr.	6'3"	262	Schnecksville, Pa. (Parkland)
80	Brian Pate	PK/P	R-Jr.	5'9"	175	Fredericksburg, Va. (Massaponax)
11	Jake Phillips	QB	R-Sr.	6'3"	209	Warm Springs, Va. (Bath County)
5	Michael Pigram	LB	Sr.	5'10"	219	Hopewell, Va. (Hopewell)

Roster By Position

Quarterbacks (7)

16	Archer, R.J.	Jr.	6-2	218
7	Callahan, Mike	So.	5-11	190
14	Honbarrier, Will	RF	6-2	190
12	Kearney, Nolan	Fr.	6-4	225
19	Mangas, D.J.	RF	6-1	184
11	Phillips, Jake	Sr.	6-3	209
18	Schmand, Terrance	RF	6-3	213

Tailbacks (9)

35	Cook, Dante	Fr.	5-11	200
34	Grimes, Jonathan	Fr.	5-10	206
8	Holmes, DeBrihan	Sr.	5-9	198
44	Jones, Meltoya	Fr.	5-9	195
25	Marriner, Courtland	So.	5-9	177
30	Nickerson, Matt	Jr.	5-9	176
23	Riggins, Terrence	So.	6-1	234
33	Schonder, Thomas	So.	5-11	182
28	Woolfolk, Ryan	RF	5-11	192

Fullbacks (3)

43	Hobson, Jimmy	So.	5-11	226
39	Newbill, Donte	RF	5-10	217
45	Scott, Robert	RF	5-10	230

Tight Ends (4)

86	Gottlieb, Alex	Fr.	6-3	230
85	Jessee, Cory	RF	6-3	230
30	Topping, Andy	Fr.	6-2	230
98	Varno, Rob	Jr.	6-5	228

Wide Receivers (12)

5	Bailey, Tyler	Fr.	6-1	181
88	Conyers, Terreon	So.	5-11	174
22	Crosen, Derek	Fr.	6-2	180
81	Dohse, Cameron	So.	6-0	177
36	Downey, Nick	RF	5-10	180
37	FitzGerald, Kelly	Fr.	5-10	170
15	Hill, Chase	So.	6-2	192
2	Mack, Elliott	Sr.	6-0	195
4	McAulay, D.J.	Jr.	5-11	180
9	Moody, Ryan	Fr.	5-11	170
89	Robertson, Eric	Jr.	6-2	194
13	Thomas, C.J.	Fr.	6-2	210

Offensive Line (19)

67	Allison, Kyle	So.	6-2	300
79	Grant, Michael	Sr.	6-5	296
60	Gumbita, Robbie	Fr.	6-4	285
72	Hill, Keith	So.	6-4	315
83	Hissong, Gareth	So.	6-3	252
53	Hiteshew, Luke	Fr.	6-1	304
65	Kearns, Christopher	Fr.	6-5	285
77	Marcey, Jake	RF	6-4	308
62	McCutcheon, T.	Jr.	6-5	325
73	Miller, Tyler	So.	6-3	300
56	Muse, C.J.	Jr.	6-4	315
75	O'Brien, Eric	Sr.	6-1	270
76	Raxter, Josh	So.	6-6	270
64	Ryan, Daniel	RF	6-3	275
74	Salazar, Michael	Fr.	6-5	296
57	Schrift, Mike	RF	6-2	286
63	Sutton, Chris	RF	6-2	267
66	Toon, Derek	So.	6-3	278
70	Warack, Adam	Fr.	6-3	295

Tribe Football Rosters



94	Ravi Pradhanang	DE	R-Fr.	6'3"	253	Paramus, N.J. (St. Peter's Prep)
55	T.J. Ptachick	LB	Fr.	6'2"	225	Williamsburg, Va. (Lafayette)
96	Daniel Pulley	DT	R-Jr.	6'3"	272	Chesapeake, Va. (Atlantic Shores Christian)
59	Andy Rampp	DE	R-Fr.	6'2"	246	Rockville, Md. (TS Wootton)
76	Joshua Raxter	OL	R-So.	6'6"	270	Marietta, Ga. (Pope)
50	Todd Reyher	LB	R-Sr.	6'0"	218	Williamsburg, Va. (Lafayette)
53	John Ribble	LB	Fr.	6'2"	220	Salem, Va. (Salem)
23	Terrence Riggins	RB	So.	6'1"	234	Newport News, Va. (Denbigh)
89	Eric Robertson	WR	R-Jr.	6'2"	194	Barboursville, Va. (Albemarle)
99	Harold Robertson	DT	R-Fr.	6'0"	290	Richmond, Va. (Hermitage)
44	Josh Rutter	LB	R-Sr.	6'3"	222	Union Bridge, Md. (Francis Scott Key)
64	Daniel Ryan	OL	R-Fr.	6'3"	275	Richmond, Va. (Douglas S. Freeman)
74	Michael Salazar	OL	Fr.	6'5"	296	Lawrenceville, N.J. (The Hun School)
18	Terrance Schmand	QB	R-Fr.	6'3"	213	Buffalo, N.Y. (St. Joseph's Collegiate)
33	Thomas Schonder	RB	R-So.	5'11"	182	Round Hill, Va. (Loudoun Valley)
57	Mike Schrift	OL	R-Fr.	6'2"	286	Reading, Pa. (Muhlenburg)
45	Robert Scott	FB	R-Fr.	5'10"	230	Norfolk, Va. (Norfolk Academy)
48	Wes Steinman	LB	R-So.	6'2"	226	Wilmington, N.C. (Hoggard)
92	Michael Stover	DT	So.	6'3"	253	Millersville, Pa. (Penn Manor)
63	Chris Sutton	OL	R-Fr.	6'2"	267	Warrenton, Va. (Fauquier)
13	C.J. Thomas	WR	Fr.	6'2"	210	Mount Airy, Md. (Linganore)
90	Josh Thompson	DL	Fr.	6'2"	295	Charlotte, N.C. (Charlotte Christian)
27	Brian Thompson	DB	Fr.	5'11"	185	Somerset, N.J. (Franklin)
66	Derek Toon	OL	R-So.	6'3"	278	Chester, Va. (Matoaca)
30	Andy Topping	TE	Fr.	6'2"	230	Chesapeake, Va. (Nansemond River)
97	Adrian Tracy	DL	R-Jr.	6'4"	244	Sterling, Va. (Potomac Falls)
32	Jake Trantin	LB	R-Fr.	6'1"	232	Seyern, Md. (Archbishop Spalding)
98	Rob Varno	TE	R-Jr.	6'5"	228	Wilmington, N.C. (Hoggard)
70	Adam Warack	OL	Fr.	6'3"	295	Chesapeake, Va. (Great Bridge)
69	Carl Watts	DL	R-So.	6'3"	258	Midlothian, Va. (James River)
3	B.W. Webb	DB	Fr.	5'11"	175	Newport News, Va. (Warwick)
38	Terrell Wells	CB	So.	5'10"	180	Louisa, Va. (Louisa County)
28	Ryan Woolfolk	RB	R-Fr.	5'11"	192	Atlanta, Ga. (Holy Innocents)
58	Richard Yount	DE	Fr.	6'3"	225	Springfield, Va. (Robert E. Lee)

Tribe Numerical Roster

No.	Name	Pos.	No.	Name	Pos.	No.	Name	Pos.
2	Elliott Mack	WR	32	Jake Trantin	LB	65	Christopher Kearns	OL
3	B.W. Webb	DB	33	Thomas Schonder	RB	66	Derek Toon	OL
4	D.J. McAulay	WR	34	Jonathan Grimes	RB	67	Kyle Allison	OL
5	Michael Pigram	LB	35	Dante Cook	RB/LB	68	James Pagliaro	DL
5	Tyler Bailey	WR	36	Nick Downey	WR	69	Carl Watts	DL
6	David Caldwell	S	37	Derek Cox	CB	70	Adam Warack	OL
7	Mike Callahan	QB	37	Kelly Fitzgerald	WR	72	Keith Hill	OL
8	DeBrian Holmes	RB	38	Terrell Wells	CB	73	Tyler Miller	OL
9	Ryan Moody	WR	39	Donte Newbill	FB	74	Michael Salazar	OL
10	Jabrel Mines	LB	40	Kyle O'Brien	DE	75	Eric O'Brien	C
11	Jake Phillips	QB	41	Sheldon Alexander	S	76	Joshua Raxter	OL
12	Nolan Kearney	QB	42	Fred Johnson	DB	77	Jake Marcey	OL
13	C.J. Thomas	WR	43	Jimmy Hobson	FB	79	Michael Grant	OL
14	Will Honbarrier	WR	44	Josh Rutter	LB	80	Brian Pate	PK/P
15	Chase Hill	WR	44	Meltoya Jones	RB	81	Cameron Dohse	WR
16	R.J. Archer	QB	45	Robert Scott	FB	82	Sean Kroeger	P
17	Robert Livingston	S	46	Omar Francis	DB	83	Gareth Hissong	OL
18	Terrance Schmand	QB	48	Wes Steinman	LB	84	Blake Jones	K
19	D.J. Mangas	QB	49	Zachary Martin	DB	85	Cory Jessee	TE
21	Evan Francks	LB	50	Todd Reyher	LB	86	Alex Gottlieb	TE
22	David Houff	S	52	Marcus Hyde	DE	87	David Miller	K/P
22	Derek Crosen	WR	53	Luke Hiteshew	OL	88	Terreon Conyers	WR
23	Terrence Riggins	RB	53	John Ribble	LB	89	Eric Robertson	WR
24	Ben Cottingham	CB	54	Nicholas Dewispelaere	LB	90	Josh Thompson	DL
25	Courtland Marriner	RB	55	T.J. Ptachick	LB	91	Chris Johnson	DE
26	Michael Alvarado	S	56	C.J. Muse	OL	92	Michael Stover	DT
27	Brian Thompson	DB	57	Mike Schrift	OL	93	Sean Lissemore	DT
28	Ryan Woolfolk	RB	58	Richard Yount	DE	94	Ravi Pradhanang	DE
29	James Neal	CB	59	Andy Rampp	DE	95	C.J. Herbert	DL
30	Matt Nickerson	RB	60	Robbie Gumbita	OL	96	Daniel Pulley	DT
30	Andy Topping	TE	62	Thomas McCutcheon	OL	97	Adrian Tracy	DL
31	Jake O'Connor	S	63	Chris Sutton	OL	98	Rob Varno	TE
			64	Daniel Ryan	OL	99	Harold Robertson	DT

Defensive Line (15)

95	Herbert, C.J.	Jr.	6-3	264
52	Hyde, Marcus	FR	6-3	220
91	Johnson, Chris	Fr.	6-3	230
93	Lissemore, Sean	Jr.	6-4	274
40	O'Brien, Kyle	So.	6-0	246
68	Pagliaro, James	RF	6-3	262
94	Pradhanang, Ravi	RF	6-3	253
96	Pulley, Daniel	Jr.	6-3	272
59	Rampp, Andy	FR	6-2	246
99	Robertson, Harold	RF	6-0	290
92	Stover, Michael	So.	6-3	253
90	Thompson, Josh	Fr.	6-2	295
97	Tracy, Adrian	Jr.	6-4	244
69	Watts, Carl	So.	6-3	258
58	Yount, Richard	Fr.	6-3	225

Linebackers (12)

41	Alexander, Sheldon	Jr.	6-1	205
54	Dewispelaere, Nick	So.	6-0	232
21	Francks, Evan	So.	5-11	212
10	Mines, Jabrel	Fr.	6-0	192
5	Pigram, Michael	Jr.	5-10	219
55	Ptachick, T.J.	Fr.	6-2	225
50	Reyher, Todd	Sr.	6-0	218
53	Ribble, John	Fr.	6-2	220
34	Rojas, Chris	RF	5-11	200
44	Rutter, Josh	Sr.	6-3	222
48	Steinman, Wes	So.	6-2	226
32	Trantin, Jake	RF	6-1	232

Defensive Backs (14)

26	Alvarado, Michael	So.	6-0	194
6	Caldwell, David	Jr.	5-11	213
24	Cottingham, Ben	So.	5-9	163
37	Cox, Derek	Sr.	6-1	186
46	Francis, Omar	Fr.	5-11	205
22	Houff, David	Sr.	6-1	199
42	Johnson, Fred	Jr.	6-1	190
17	Livingston, Robert	Jr.	6-3	195
49	Martin, Zachary	Fr.	5-10	185
29	Neal, James	RF	5-9	185
31	O'Connor, Jake	RF	6-0	189
27	Thompson, Brian	Fr.	5-11	185
3	Webb, B.W.	Fr.	5-11	175
38	Wells, Terrell	So.	5-10	180

Specialists (4)

84	Jones, Blake	Fr.	6-0	190
82	Kroeger, Sean	Fr.	6-2	160
87	Miller, David	So.	6-0	180
80	Pate, Brian	Jr.	5-9	175



Start Chart/Red Zone

2008 Game-By-Game Starters

	N.C. State	VMI	Norfolk St.	Villanova	N. Hamp.	Delaware	R. Island	Towson	N'Eastern	JMU	Richmond
QB	Phillips	Phillips	Phillips	Archer	Phillips	Phillips	Phillips	Phillips			
TB	Riggins	Riggins	Riggins	Grimes	Grimes	Grimes	Grimes	Grimes			
WR	Hill	Dohse	Hill	Hill	Hobson*	Hill	Hill	Hill			
WR	Mack	Mack	Mack	Mack	Mack	Mack	Mack	Conyers			
WR	McAulay	McAulay	McAulay	McAulay	McAulay	McAulay	McAulay	McAulay			
TE	Varno	Varno	Varno	Varno	Varno	Varno	Varno	Varno			
LT	Marcey	Marcey	Marcey	Marcey	Marcey	Marcey	Marcey	Marcey			
LG	Grant	Toon	Grant	Grant	Grant	Grant	Grant	Grant			
C	Hiteshew	Hiteshew	Hiteshew	Hiteshew	Hiteshew	Hiteshew	Hiteshew	Hiteshew			
RG	Muse	Muse	Sutton	Muse	Muse	Muse	Muse	Muse			
RT	Hill, Jr.	Hill, Jr.	Muse	Hill, Jr.	Hill, Jr.	Hill, Jr.	Hill, Jr.	Hill, Jr.			
DE	Tracy	Tracy	Tracy	Tracy	Tracy	Tracy	Tracy	Tracy			
DE	Lissemore	Lissemore	Lissemore	Lissemore	Lissemore	Lissemore	Lissemore	Lissemore			
DT	Robertson	Robertson	Robertson	Robertson	Robertson	Robertson	Robertson	Robertson			
DT	Herbert	Herbert	Herbert	Herbert	Herbert	Herbert	Herbert	Herbert			
OLB	Pigram	Pigram	Pigram	Pigram	Francks	Pigram	Pigram	Pigram			
ILB	Rutter	Rutter	Rutter	Rutter	Rutter	Rutter	Trantin	Trantin			
OLB	Trantin	Trantin	Trantin	Trantin	Trantin	Trantin	Francks	Francks			
SS	Caldwell	Caldwell	Caldwell	Caldwell	Caldwell	Caldwell	Caldwell	Caldwell			
FS	Alvarado	Alvarado	Alvarado	Alvarado	Alvarado	Livingston	Livingston	Alvarado			
CB	Cox	Cox	Cox	Cox	Cox	Cox	Cox	Cox			
CB	Cottingham	Cottingham	Cottingham	Cottingham	Cottingham	Johnson	Cottingham	Cottingham			

*W&M started with two wide receivers and a fullback.

Tribe in the Red Zone

William and Mary Offense In the Red Zone

Opponent	WM In Red Zone	WM TDs	WM FGs	WM FG Missed	WM No Score	RZ Score %
N.C. State	1	0	0	0	1	0.0
VMI	4	4	0	0	0	100.0
Norfolk St.	2	2	0	0	0	100.0
Villanova	3	2	0	1	1	66.7
N. Hampshire	5	4	1	0	0	100.0
Delaware	4	2	2	0	0	100.0
R. Island	4	3	1	0	0	100.0
Towson	6	4	1	1	1	83.3
N'Eastern						
James Madison						
Richmond						
TOTALS	29	21	5	2	3	89.7

Opponents in the Red Zone

Opponent	Opp. in RZ	Opp. TDs	Opp. FGs	Opp. FG Missed	Opp. No Score	Opp. Score %
N.C. State	4	3	1	0	0	100.0
VMI	3	1	1	0	1	66.7
Norfolk State	2	1	0	0	1	50.0
Villanova	5	4	1	0	0	100.0
N. Hampshire	5	3	0	0	2	60.0
Delaware	2	0	1	1	1	50.0
R. Island	4	2	1	0	1	75.0
Towson	1	0	0	1	1	0.00
N'Eastern						
James Madison						
Richmond						
TOTALS	26	14	5	2	7	73.1

Tribe Single-Game Highs



Individual Single-Game Highs

Pass Attempts: 40, J. Phillips at New Hampshire, 10/11
 Pass Completions: 30, J. Phillips at New Hampshire, 10/11
 Passing Yards: 338, J. Phillips at Delaware, 10/18
 Passing TDs: 4, J. Phillips, twice, last at New Hampshire, 10/11
 Rushing Attempts: 25, J. Grimes at Delaware, 10/18
 Rushing Yards: 180, T. Riggins vs. VMI, 9/13
 Rushing TDs: 2, J. Grimes vs. VMI, 9/13
 Receptions: 8, twice, last by E. Mack at Delaware, 10/18
 Receiving Yards: 119, E. Mack at Delaware, 10/18
 Receiving TDs: 2, D.J. McAulay, twice; vs. Norfolk State, 9/20 & at N.C. State, 9/6
 Total Offensive Yards: 330, J. Phillips at New Hampshire, 10/11
 All-Purpose Yards: 324, J Grimes vs. Villanova, 10/4
 Total Points: 12, six times, last by C. Hill at New Hampshire, 10/11
 Points Kicking: 10, B. Pate, three times, last at Towson, 11/1
 Points Rushing: 12, three times, last by R.J. Archer vs. Villanova, 10/4
 Points Receiving: 12, three times, last by C. Hill at New Hampshire, 10/11
 Field Goals Made: 2, B. Pate, three times, last at Towson, 11/1
 Field Goals Attempted: 3, B. Pate at Towson, 11/1
 PATs Attempted: 7, B. Pate vs. VMI, 9/13
 PATs Made: 7, B. Pate vs. VMI, 9/13
 Punts: 9, D. Miller at N.C. State, 9/6
 Punting Yards: 408, D. Miller at Virginia Tech, 9/22
 Punting Average: 45.3, D. Miller at N.C. State, 9/6
 Punt Returns: 3, three times, last by E. Mack vs. Villanova, 10/4
 Punt Return Yards: 37, E. Mack vs. Norfolk State, 9/20
 Kickoff Returns: 6, J. Grimes at New Hampshire, 10/11
 Kickoff Return Yards: 161, J. Grimes vs. Villanova, 10/4
 Kickoff Return Avg: 40.3 J. Grimes vs. Villanova, 10/4
 Interceptions: 1, 14 times
 Interception Yards: 62, D. Caldwell vs. Rhode Island, 10/25
 Tackles: 15, J. Rutter vs. Villanova, 10/4
 Solo Tackles: 12, J. Rutter vs. Villanova, 10/4
 Tackles for loss: 4.0, A. Tracy, twice, last at New Hampshire, 10/11
 Sacks: 2.0, A. Tracy at New Hampshire, 10/11
 Pass Breakups: 3, Fred Johnson vs. Norfolk State, 9/20

Team Single-Game Highs

Pass Attempts: 40, at New Hampshire, 10/11
 Pass Completions: 30, at New Hampshire, 10/11
 Passing Yards: 338, at Delaware, 10/18
 Passing TDs: 4, twice, last at New Hampshire, 10/11
 Yards Per Completion: 14.6, twice vs. Villanova, 10/4
 Rushing Attempts: 45, at Towson, 11/1
 Rushing Yards: 398, vs. VMI, 9/13
 Rushing TDs: 4, vs. VMI, 9/13
 Yards Per Rush: 9.7, vs. VMI, 9/13
 Total Yards: 570, vs. VMI, 9/13
 Points Scored: 52, vs. VMI, 9/13
 TDs Scored: 7, vs. VMI, 9/13
 Total Plays: 78, last at Towson, 11/1
 Field Goals Made: 2, three times, last at Towson, 11/1
 Field Goals Attempted: 3, at Towson, 11/1
 PATs Attempted: 7, vs. VMI, 9/13
 PATs Made: 7, vs. VMI, 9/13
 Punts: 9, at N.C. State, 9/6
 Punting Yards: 408, at N.C. State, 9/6
 Punting Average: 45.3, at N.C. State, 9/6
 Punt Returns: 4, twice, last vs. Villanova, 10/4
 Punt Return Yards: 41, vs. Villanova, 10/4
 Kickoff Returns: 6, twice, last at New Hampshire, 10/11
 Kickoff Return Yards: 161, vs. Villanova, 10/4
 Kickoff Return Average: 40.3, vs. Villanova, 10/4
 Interceptions: 4, vs. Norfolk State, 9/20
 Interception Yards: 73, at N.C. State, 9/6
 Forced Fumbles: 2, twice, vs. Norfolk State, 9/20 & vs. VMI, 9/13
 Fumble Return Yards: 0
 Turnovers Gained: 5, vs. Norfolk State, 9/20
 Turnovers Lost: 4, twice, last vs. VMI, 9/13
 Sacks: 4, at Delaware, 10/18
 Sacks Allowed: 3, at N.C. State, 9/6
 First Downs: 30, vs. VMI, 9/13
 Third Down Conv. %: 71.4 (5-7), vs. VMI, 9/13
 Fourth Down Conversion %: 100.0 (2-2), three times, last at Towson, 11/1
 Penalties: 8, vs. VMI, 9/13
 Penalty Yards: 80, vs. VMI, 9/13
 Possession Time: 34:42, at Towson, 11/1

2008 Game-By-Game Individual Highs

Opponent	Pass Att.	Pass Yards	Rushes	Rush. Yds	Receptions	Rec. Yds.	Tackles	TFLs	Sacks
N.C. State	30, Phillips	139, Phillips	12, Riggins	52, Riggins	6, McAulay	99, McAulay	8, Tracy/Rutter	1.5, Herbert	1, Tracy/Caldwell
VMI	18, Phillips	172, Phillips	15, Riggins	180, Riggins	4, Mack/Varno	60, Varno	10, Caldwell	2.0, Cox	1, Pulley
Norfolk St.	26, Phillips	204, Phillips	9, Grimes	71, Grimes	4, Mack	80, McAulay	6, four players	4.0, Tracy	1.5, Tracy
Villanova	37, Archer	307, Archer	11, Grimes	58, Grimes	6, Grimes/Varno	105, Grimes	15, Rutter	1.5, three players	1.0 Hyde
N. Hamp.	40, Phillips	310, Phillips	23, Grimes	144, Grimes	8, Grimes	76, McAulay	14, Tracy	4.0, Tracy	2.0, Tracy
Delaware	38, Phillips	338, Phillips	25, Grimes	92, Grimes	8, Mack	119, Mack	8, Rutter	3.0, Rutter	1.0, Four Players
R. Island	24, Phillips	207, Phillips	19, Grimes	111, Grimes	5, Hill	55, Hill	13, Trantin	1.0, Four Players	0.5, Tracy/Pradhanang
Towson	33, Phillips	265, Phillips	20, Grimes	96, Grimes	5, Varno, Grimes	67, Varno	7, three players	2.0, Lissemore	1.5, Tracy

N'Eastern

JMU

Richmond



Opponent Highs / Long Plays

2008 Opponent Individual Single-Game Highs

Pass Attempts:	41, D. Cassidy vs. Rhode Island, 10/25
Pass Completions:	27, twice, last D. Cassidy vs. Rhode Island, 10/25
Passing Yards:	305, R.J. Toman at New Hampshire, 10/11
Passing TDs:	3, C. Whitney vs. Villanova, 10/4
Rushing Attempts:	26, T. Maypray vs. VMI, 9/13
Rushing Yards:	157, T. Maypray vs. VMI, 9/13
Rushing TDs:	2, R.J. Toman at New Hampshire, 10/11
Receptions:	9, twice, last J. Hughes vs. Rhode Island, 10/25
Receiving Yards:	114, M. Boyle at New Hampshire, 10/11
Receiving TDs:	1, 11 players
Total Offensive Yards:	360, R.J. Toman at New Hampshire, 10/11
All Purpose Yards:	169, T. Maypray vs. VMI, 9/13
Total Points:	12, R.J. Toman at New Hampshire, 10/11
Points Kicking:	10, J. Czajkowski at N.C. State, 9/6
Points Rushing:	6, seven players
Points Receiving:	6, 11 players
Field Goals Made:	2, J. Czajkowski at N.C. State, 9/6
Field Goals Attempted:	2, six players
PATs Attempted:	5, twice, last by T. Manning at New Hampshire, 10/11
PATs Made:	5, J. Marcoux vs. Villanova, 10/4
Punts:	10, S. Kenworthy at Delaware, 10/18
Punting Yards:	369, B. Pierson at N.C. State, 9/6
Punting Average:	44.2, Z. Ugarte vs. Villanova, 10/4
Punt Returns:	4, B. Harvey vs. Villanova, 10/4
Punt Return Yards:	41, G. James at N.C. State, 9/6
Kickoff Returns:	7, J. Wicker vs. Norfolk State, 9/20
Kickoff Return Yards:	136, J. Wicker vs. Norfolk State, 9/20
Kickoff Return Average:	38.0, T. Breaux at Towson, 11/1
Interceptions:	1, 12 players
Interception Yards:	47, D. Vasso at New Hampshire, 10/11
Tackles:	13, twice, last by M. Parent at New Hampshire, 10/11
Solo Tackles:	10, M. Parent at New Hampshire, 10/11
Tackles for loss:	2.5, twice, last P. Stefanik at Towson, 11/1
Sacks:	2.0, P. Stefanik at Towson, 11/1
Pass Breakups:	3, D. Mack at Towson, 11/1

2008 Opponent Team Single-Game Highs

Pass Attempts:	41, vs. Rhode Island, 10/25
Pass Completions:	27, twice, last vs. Rhode Island, 10/25
Passing Yards:	305, at New Hampshire, 10/11
Passing TDs:	3, vs. Villanova, 10/4
Yards Per Completion:	12.3, at N.C. State, 9/6
Rushing Attempts:	57, vs. VMI, 9/13
Rushing Yards:	262, vs. VMI, 9/13
Rushing TDs:	2, four times, last at New Hampshire, 10/11
Yards Per Rush:	4.7, vs. Villanova, 10/4
Total Yards:	468, at New Hampshire, 10/11
Points Scored:	38, vs. Villanova, 10/4
Touchdowns Scored:	5, twice, last at New Hampshire, 10/11
Total Plays:	81, vs. Villanova, 10/4
Field Goals Made:	2, at N.C. State, 9/6
Field Goals Attempted:	2, six times, last at Delaware, 10/18
PATs Attempted:	5, twice, last at New Hampshire, 10/11
PATs Made:	5, vs. Villanova, 10/4
Punts:	10, at Delaware, 10/18
Punting Yards:	369, at N.C. State, 9/6
Punting Average:	43.4, vs. Norfolk State, 9/20
Punt Returns:	5, twice, last vs. Villanova, 10/4
Punt Return Yards:	65, at N.C. State, 9/6
Kickoff Returns:	8, twice, last vs. Norfolk State, 9/20
Kickoff Return Yards:	160 vs. Norfolk State, 9/20
Kickoff Return Average:	26.0, at New Hampshire, 10/11
Interceptions:	2, four times, last at New Hampshire, 10/11
Interception Yards:	47, at New Hampshire, 10/11
Forced Fumbles:	2, twice, last vs. VMI, 9/13
Fumble Return Yards:	13, at N.C. State, 9/6
Turnovers Gained:	4, twice, last vs. VMI, 9/13
Turnovers Lost:	5, vs. Norfolk State, 9/20
Sacks:	3, at N.C. State, 9/6
Sacks Allowed:	4, at Delaware, 10/18
First Downs:	27, vs. Villanova, 10/4
Third Down Conversion %:	64.3 (9-14), at New Hampshire, 10/11
Fourth Down Conversion %:	100.0, twice, last vs. Rhode Island (1-1), 10/25
Penalties:	12, vs. Norfolk State, 9/20
Penalty Yards:	115, vs. Norfolk State, 9/20
Possession Time:	36:36, vs. VMI, 9/13

2008 Tribe Longest Plays of the Season

Rush:	56, J. Grimes at New Hampshire, 10/11
Rushing TD:	56, J. Grimes at New Hampshire, 10/11
Pass:	65, J. Phillips to D.J. McAulay at Towson, 11/1
Passing TD:	65, J. Phillips to D.J. McAulay at Towson, 11/1
Punt Return:	16, D. Cox vs. VMI, 9/13
Kickoff Ret:	97, J. Grimes vs. Villanova, 10/4
INT Return:	62, D. Caldwell vs. Rhode Island, 10/25
Fumble Return:	0
Punt:	59, D. Miller at Towson, 11/16
Field Goal:	43, B. Pate at N.C. State, 9/6
Drive:	93 yards, twice, 12 plays, 5:33, TD; 9 plays, 4:50, TD, both at Delaware, 10/18

2008 Opponent Longest Plays of the Season

Rush:	64, T. Maypray (VMI), 9/13
Rushing TD:	64, T. Maypray (VMI), 9/13
Pass:	47, H. Beck (NCSU), 9/6
Passing TD:	44, Schaefer to Breaux (TU), 11/1
Punt Return:	18, G. James (NCSU), 9/6
Kickoff Return:	40, T. Fox (UNH), 10/11
INT Return:	47, D. Vasso (UNH), 10/11
Fumble Return:	13, N. Irving (NCSU), 9/6
Punt:	62, B. Rudd (NSU), 9/20
Field Goal:	45, J. Castellat (NSU), 9/6
Drive:	87 yards, 11 plays, 5:11, TD, (VU), 10/4

Top Offensive Performances



Tribe's Top Offensive Performances

Top Passing Performances

1.	338	Jake Phillips at Delaware	Oct. 18
2.	310	Jake Phillips at New Hampshire	Oct. 11
3.	307	R.J. Archer vs. Villanova	Oct. 4
4.	265	Jake Phillips at Towson	Nov. 1
5.	207	Jake Phillips vs. Rhode Island	Oct. 25
6.	204	Jake Phillips vs. Norfolk State	Sept. 20
7.	172	Jake Phillips vs. VMI	Sept. 13
8.	139	Jake Phillips at N.C. State	Sept. 6
9.	49	R.J. Archer at N.C. State	Sept. 6

Top Rushing Performances

1.	180	Terrence Riggins vs. VMI	Sept. 13
2.	144	Jonathan Grimes at New Hampshire	Oct. 11
3.	111	Jonathan Grimes vs. Rhode Island	Oct. 25
4.	97	Jonathan Grimes vs. VMI	Sept. 13
5.	96	Jonathan Grimes at Towson	Nov. 1
6.	92	Jonathan Grimes vs. Delaware	Oct. 18
7.	71	Jonathan Grimes vs. Norfolk State	Sept. 20
8.	58	Jonathan Grimes vs. Villanova	Oct. 4
9.	54	Tom Schonder vs. VMI	Sept. 13
10.	52	Courtland Marriner at Towson	Nov. 1

Top Receiving Performances

1.	119	Elliot Mack at Delaware	Oct. 18
2.	105	Chase Hill at Delaware	Oct. 18
	105	Jonathan Grimes vs. Villanova	Oct. 4
4.	99	D.J. McAulay at N.C. State	Sept. 6
5.	83	E. Mack vs. Villanova	Oct. 4
6.	80	D.J. McAulay vs. Norfolk State	Sept. 20
7.	76	D.J. McAulay at New Hampshire	Oct. 11
8.	67	Rob Varno at Towson	Nov. 1
9.	66	Elliott Mack at New Hampshire	Oct. 11
10.	63	Elliott Mack vs. Norfolk State	Sept. 20

300-yard Passing Games

2	Jake Phillips
1	R. J. Archer

100-yard Rushing Games

2	Jonathan Grimes
1	Terrence Riggins

100-yard Receiving Games

1	Elliott Mack
1	Chase Hill
1	Jonathan Grimes

200-yard Passing Games

5	Jake Phillips
1	R. J. Archer

Tribe's All-Time Top Offensive Performances

Top Passing Performances

1.	433	Jake Phillips vs. Delaware, 8/30/07
2.	426	Dave Corley vs. Northeastern, 10/28/00
3.	409	Mike Potts at Towson, 11/4/06
4.	406	Stan Yagiello vs. JMU, 9/28/85
5.	401	David Murphy at Marshall, 11/5/83
6.	399	Chris Garrity at ECU, 11/14/81
7.	385	Greg DeGennaro at Bucknell, 9/20/86
8.	383	Kenny Lambiotte vs. Colgate, 9/6/86
9.	381	Mike Cook at N. Iowa, 12/7/96*
10.	378	Lang Campbell vs. Northeastern, 10/2/04
11.	373	Mike Cook vs. UNH, 10/24/98
12.	368	Lang Campbell at Liberty, 10/9/04
13.	360	Dave Murphy vs. Rutgers, 10/22/83
14.	355	Lang Campbell at Delaware, 10/23/04
15.	352	Mike Cook at Ga. Southern, 9/6/97
16.	346	Dave Corley vs. VMI, 9/14/02
17.	345	Chris Hakel vs. Delaware, 9/14/91
	345	Stan Yagiello vs. Norfolk St., 9/14/85
19.	342	Jake Phillips at Richmond, 11/16/07

*NCAA Playoff Game

Top Rushing Performances

1.	257	Phil Mosser at Ohio Wes., 10/3/70
2.	219	Derek Fitzgerald vs. Penn., 10/14/95
3.	201	Alvin Porch at UConn., 10/18/97
4.	198	Jon Smith at UNH, 10/19/02
5.	189	Derek Fitzgerald at NU, 9/16/95
	189	Derek Fitzgerald vs. Villanova, 10/23/93
7.	186	Alvin Porch vs. Boston, 9/27/97
8.	183	Alvin Porch vs. Delaware, 11/2/96
9.	181	Robert Green at Navy, 9/21/91
10.	180	Robert Green at Citadel, 9/8/90
	180	Terrence Riggins vs. VMI, 9/13/08
12.	177	Tyrone Shelton vs. ETSU, 11/4/89
	177	Hameen Ali vs. Delaware, 10/10/98
14.	173	Alvin Porch vs. Richmond, 11/15/97
15.	172	Bill Bowman vs. WFU, 9/19/53
16.	171	Jim Krus vs. Navy, 10/16/76
17.	170	Troy Keen at Furman, 9/17/94
18.	165	Elijah Brooks at Towson, 11/4/06
	165	Robert Green vs. VMI, 10/13/90
20.	164	Tyrone Shelton at Furman, 11/3/90
	164	Keith Fimian vs. Virginia, 9/18/76
22.	153	Jim Krus vs. The Citadel, 11/13/76
23.	152	Jim Krus vs. VMI, 11/5/75
24.	151	Jim Krus vs. VMI, 9/11/76
25.	144	Jonathan Grimes at New Hampshire, 10/11/08

Top Receiving Performances

1.	244	Dominique Thompson at Delaware, 10/23/04
2.	240	David Conklin at VMI, 9/13/97
3.	226	Mike Sutton at Marshall, 11/5/83
4.	221	Dominique Thompson at LU, 10/9/04
5.	211	Kurt Wrigley vs. Richmond, 11/21/81
6.	201	Elliott Mack at Richmond, 11/16/07
7.	198	Ron Gilliam vs. JMU, 9/28/85
8.	195	Chris Rosier at UConn., 10/18/97
9.	194	Rich Musinski vs. Delaware, 9/28/02
10.	191	Rich Musinski at URI, 10/25/03
11.	185	Dominique Thompson vs. UD, 12/4/04*
12.	184	Chris Rosier at URI, 10/7/00
13.	183	Glenn Bodnar at Colgate, 11/10/84
14.	182	Dave Szydluk vs. JMU, 9/28/85
15.	168	Chris Rosier at JMU, 10/28/00
16.	164	Rich Musinski vs. UNH, 9/29/01
17.	162	D.J. McAulay vs. Delaware, 8/30/07
	162	Dave Conklin vs. UConn., 11/14/98
19.	161	Rich Musinski at UMass, 9/1/01
20.	158	Harry Mehre vs. Lehigh, 9/17/88

*NCAA Playoff Game



Scoring Drives Chart

William and Mary 2008 Scoring Drives

Opponent	Obtained	Plays	Yards	TOP	Result	Quarter	Play
N.C. State	Kickoff	8	36	3:07	FG	Third	Pate 43-yard field goal
N.C. State	Kickoff	6	71	2:04	TD	Third	McAulay 30-yard pass from Phillips
N.C. State	Interception	0	0	0:00	TD	Fourth	Cox 45-yard interception return
N.C. State	Punt	11	77	2:54	TD	Fourth	McAulay 25-yard pass from Archer
VMI	Punt	7	80	3:49	TD	First	Grimes 29-yard run
VMI	Fumble	5	61	1:40	TD	First	Varno 21-yard pass from Phillips
VMI	Punt	4	62	1:41	TD	Second	McAulay 28-yard pass from Phillips
VMI	Kickoff	7	55	1:01	FG	Second	Pate 42-yard field goal
VMI	Kickoff	2	65	0:42	TD	Third	Grimes 12-yard run
VMI	Fumble	2	31	0:37	TD	Third	Phillips 19-yard run
VMI	Kickoff	8	72	4:02	TD	Third	Mack 11-yard pass from Phillips
VMI	Downs	12	79	7:17	TD	Fourth	Schonder 11-yard run
Norfolk State	Punt	6	74	1:43	TD	First	Grimes 38-yard run
Norfolk State	Interception	3	28	1:24	TD	First	Grimes 20-yard pass from Phillips
Norfolk State	Missed FG	0	0	0:12	TD	Second	Caldwell 66-yard blocked FG return
Norfolk State	Kickoff	6	71	3:01	TD	Third	McAulay 32-yard pass from Phillips
Norfolk State	Fumble	3	38	1:17	TD	Third	Mack 10-yard pass from Phillips
Norfolk State	Interception	8	92	4:16	TD	Third	McAulay 22-yard pass from Phillips
Villanova	Kickoff	0	0	0:00	TD	Second	Grimes 97-yard kickoff return
Villanova	Punt	3	75	0:41	TD	Third	Mack 44-yard pass from Archer
Villanova	Punt	8	52	3:10	TD	Fourth	Archer 3-yard run
Villanova	Kickoff	6	80	1:55	TD	Fourth	Archer 6-yard run
New Hampshire	Missed FG	12	61	4:04	TD	First	Hill 11-yard pass from Phillips
New Hampshire	Kickoff	14	78	5:54	TD	Third	Hill 14-yard pass from Phillips
New Hampshire	Missed FG	12	73	5:44	TD	Third	Varno 4-yard pass from Phillips
New Hampshire	Kickoff	2	67	0:44	TD	Fourth	Grimes 56-yard run
New Hampshire	Punt	10	65	4:28	FG	Fourth	Pate 32-yard field goal
New Hampshire	Kickoff	11	72	4:12	TD	Fourth	McAulay 17-yard pass from Phillips
Delaware	Punt	11	47	4:48	FG	First	Pate 32-yard field goal
Delaware	Punt	12	93	5:33	TD	Second	Phillips 1-yard run
Delaware	Punt	11	71	2:10	FG	Second	Pate 33-yard field goal
Delaware	Kickoff	4	62	1:46	TD	Fourth	Hill 44-yard pass from Phillips
Delaware	Punt	9	93	4:50	TD	Fourth	Grimes 2-yard run
Rhode Island	Kickoff	7	66	3:43	TD	First	Grimes 12-yard run
Rhode Island	Kickoff	4	65	1:37	TD	Third	McAulay 18-yard pass from Phillips
Rhode Island	Punt	7	54	2:59	TD	Third	Marriner 8-yard run
Rhode Island	Kickoff	12	51	4:47	FG	Third	Pate 37-yard field goal
Rhode Island	Interception	0	0	0:00	TD	Fourth	Caldwell 62-yard interception return
Rhode Island	Punt	9	53	3:49	FG	Fourth	Pate 39-yard field goal
Towson	Kickoff	4	82	1:08	TD	First	McAulay 65-yard pass from Phillips
Towson	Kickoff	10	80	4:06	TD	Third	Hill 19-yard pass from Phillips
Towson	Fumble	3	36	0:58	TD	Third	Varno 17-yard pass from Phillips
Towson	Punt	7	56	2:42	FG	Third	Pate 29-yard field goal
Towson	Interception	6	9	2:04	FG	Third	Pate 39-yard field goal
Towson	Interception	7	49	3:37	TD	Fourth	Grimes 3-yard run

The Last Time It Happened



Team

Shut out an opponent 56-0, vs. Liberty, 9/24/05
 Was shut out 0-14, at Delaware, 11/1/97
 Consecutive shutouts at Northeastern (32-0), at New Hampshire (39-0), 1995

Scored 60-69 points 63-16 at VMI, 9/8/07
 Scored 50-59 points **52 vs VMI, 9/13/08**

Consecutive 50+ games at Northeastern (53), vs. Villanova (51), 1993
 Consecutive 40+ games **vs. VMI (52) 9/13/08, vs. Norfolk State (42) 9/20/08**

Passed for 400+ yards 433, vs. Delaware, 8/30/07
 Allowed 400+ passing yards 489, at Western Michigan, 9/5/03

Passed for 300+ yards **338, at Delaware, 10/18/08**
 Allowed 300+ passing yards **305, at New Hampshire, 10/11/08**

Rushed for 400+ yards 433, vs. Villanova, 10/23/99
 Allowed 400+ yards rushing 509, vs. Furman, 9/18/99

Rushed for 300+ yards **398 vs. VMI, 9/13/08**
 Rushed/Passed for 200+ yards at VMI (249 rush, 275 pass), 9/8/07

Had 600+ yds of total offense 630, at Towson, 11/4/06
 Allowed 600+ yards of total off. 638, at Western Michigan, 9/6/03

Had 500-599 yds of total offense **504, at Towson, 11/1/08**
 Allowed 500-599 yards total off 505, at Villanova, 10/6/07

Gained less than 100 yards total offense None post 1981
 Held opponent under 100 yards total offense 82, at Bucknell, 9/21/96

Gained less than 50 rush yards 5, at Virginia Tech, 9/22/07
 Held opponent under 50 rush yards 43, at **Towson, 11/1/08**

Gained less than 50 pass yards 30, vs. Boston, 9/19/92
 Held opponent under 50 pass yards **45, at Delaware, 10/18/08**

Intercepted five passes 5, vs. Pennsylvania, 10/14/95
 Had five passes intercepted 5, vs. Boston, 10/14/89

Scored a defensive touchdown **vs. Rhode Island (Interception return), 10/25/08**
 Allowed a defensive touchdown at Virginia Tech (Punt return), 9/22/07

Scored a special teams touchdown **vs. Norfolk State (Blocked field goal return), 9/20/08**
 Allowed a special teams touchdown at Richmond (Blocked punt return), 11/16/07

Scored defensive and special teams touchdowns at Richmond, 11/21/03

Recorded a safety vs. Villanova, 11/6/04
 Surrendered a safety **vs. Norfolk State, 9/20/08**

Won in overtime (2 OT) 48-41, vs. Liberty, 9/15/07
 Lost in overtime 31-34, at James Madison, 11/16/02
 Tied an opponent 31-31, at Princeton, 9/23/89

Individual

Passed for 400+ yds 433, J. Phillips, vs. Delaware, 8/30/07
 Opponent passed for 400+ yards 450, C. Munson at Western Michigan, 9/6/03

Passed for 300+ yards **338, J. Phillips, at Delaware, 10/18/08**
 Opponent passed for 300+ yards **305, R.J. Toman at New Hampshire, 10/11/08**

Passed for 200+ yards **265, J. Phillips, at Towson, 11/1/08**
 Opponent passed for 200+ yards **225, D. Cassidy, vs. Rhode Island, 10/25/08**

Passed for 6 touchdowns S. Knight, vs. Maine, 11/6/93
 Opponent passed for 6 touchdowns C. Munson, at Western Michigan, 9/6/03

Passed for 4+ touchdowns **4, J. Phillips, at New Hampshire, 10/11/08**
 Opponent passed for 4+ touchdowns 4, A. Young, at Villanova, 10/6/07

Completed 30+ attempts **30, J. Phillips, at New Hampshire, 10/11/08**
 Opponent completed 30+ attempts 33, S. Schaefer, at Towson, 11/4/06

QB pass/rush for 100 yards D. Corley (247 pass, 107 rush), at Villanova, 11/11/00
 Opponent QB pass/rush for 100 yards J. Eaton (128 pass, 106 rush), at Maine, 9/7/02

QB had 2 pass / 2 rush TDs L. Campbell (2 pass, 2 rush), at North Carolina, 9/4/04
 Opponent QB had 2 pass / 2 rush TDs **R.J. Toman (2 pass, 2 rush), at New Hampshire, 10/11/08**

Rushed for 200+ yards 201, A. Porch, at Connecticut, 10/18/97
 Had an opponent rush for 200+ yards 244, O. Cuff, vs. Delaware, 8/30/07

Rushed for 100+ yards **111, J. Grimes, vs. Rhode Island, 10/25/08**
 Had an opponent rush for 100+ yards **137, A. Ball, vs. Villanova, 10/4/08**

Two players rush for 100 yards T. Keen (158), D. Fitzgerald (140), vs. URI, 10/7/95
 Two opponents rush for 100 yards R. Landers (171), G. Yancey (132), vs. JMU, 11/10/07

Two players with 100 receiving yds **E. Mack (119), C. Hill (105), at Delaware, 10/18/08**
 Two opponents with 100 receiving yards D. Boler (155) and J. Long (108), at UD, 10/23/04

Had 200+ yards receiving 201, E. Mack, at Richmond, 11/16/07
 Opponent had 200+ yards receiving 206, C. Adams, vs. Hofstra, 10/6/01

Had 100+ yards receiving **E. Mack (119), C. Hill (105), at Delaware, 10/18/08**
 Opponent had 100+ yards receiving **114, M. Boyle, at New Hampshire, 10/11/08**

Had 300+ all-purpose yards **324, J. Grimes, vs. Villanova, 10/4/08**

Had 30+ carries 30, E. Brooks, vs. Villanova, 10/28/06
 Opponent had 30+ carries 34, M. Lawrence, vs. UMass, 10/27/07

Rushed for 4 touchdowns 4, E. Brooks, vs. New Hampshire, 10/8/05
 Opponent rushed for 4 touchdowns 6, O. Cuff, vs. Delaware, 8/30/07

Rushed for 3 touchdowns 3, D. Holmes, at VMI, 9/8/07
 Opponent rushed for 3 touchdowns 3, G. Yancey, vs. James Madison, 11/10/07

Had 10+ receptions 10, E. Mack, at Richmond, 11/16/07
 Opponent had 10+ receptions 11, D. Arnold, at Towson, 11/4/06

Had 3+ touchdown receptions 4, D. Thompson, at Delaware, 10/23/04
 Opponent had 3+ touchdown receptions 3, T. Hinshaw, at Central Florida, 9/23/00

Had TD Rushing/TD Receiving **J. Grimes (1 rush, 1 receiving), vs. Norfolk State, 9/20/08**
 Opponent had TD Rushing/TD Receiving **M. Boyle (1 rush, 1 receiving), at New Hampshire, 10/11/08**

Returned a kickoff for TD **J. Grimes, 97 yards, vs. Villanova, 10/4/08**
 Had a kickoff returned for TD J. Mathis, 93 yards, vs. Hampton, 11/27/04

Returned a punt for TD M. Bobo, 69 yards, at Richmond, 11/21/03
 Had a punt returned for TD E. Royal, 60 yards, at Virginia Tech, 9/22/07

Returned a blocked punt for TD S. McDermott, 12 yards, at Rhode Island, 9/7/96
 Had a blocked punt returned for TD P. Weldon, 5 yards, at Richmond, 11/16/07

Returned a blocked field goal for TD **D. Caldwell, 66 yards, vs. Norfolk State, 9/20/08**

Blocked a field goal **M. Alvarado, 38-yard attempt vs. Villanova, 10/4/08**
 Had a field goal blocked **B. Pate, 32-yard attempt, vs. Villanova, 10/4/08**

Blocked a punt **S. Alexander, vs. Villanova, 10/4/08**
 Had a punt blocked **D. Miller, vs. Villanova, at Towson, 11/1/08**

Returned a fumble for TD M. Pigram, 42 yards, vs. UMass, 10/27/07
 Had a fumble returned for TD J. Couch, 70 yards, vs. Marshall, 9/1/05

Had 2+ interceptions 2, B. Cottingham, at Richmond, 11/16/07
 Opponent had 2+ interceptions 2, P. Sturdivant, at Virginia Tech, 9/22/07

Returned an INT for TD **D. Caldwell (62 yards), vs. Rhode Island, 10/25/08**
 Had an INT returned for TD B. Flowers, 49 yards, at Virginia Tech, 9/22/07

Made 4 Field Goals B. Sterba, vs. Northeastern, 10/28/01
 Opponent made 4 Field Goals M. Husted, at Virginia, 10/24/92

Made 3 Field Goals B. Pritchard, at Towson, 11/4/06
 Opponent made 3 Field Goals J. Dunlevy, at Virginia Tech, 9/22/07

Kicked a 50+ yard Field Goal 50, G. Kuehn, at Rhode Island, 9/17/05
 Opponent kicked a 50+ yard Field Goal 51, C. McCormack, vs. New Hampshire, 10/15/03

2-point run L. Campbell, vs. James Madison, 12/10/04
 Opponent 2-point run C. Cross, vs. Villanova, 11/27/01

2-point reception J. Nicholas, vs. Northeastern, 10/2/04
 Opponent 2-point reception R. Jennings, vs. Liberty, 9/15/07



Single-Game Records

Individual Records

Scoring

Most Points

36, Bill Palese vs. Bridgewater, 1931

Most Touchdowns

6, Bill Palese vs. Bridgewater, 1931

Most PATs

9, B. Pate at VMI, 2007

8, Greg Kuehn vs. Liberty, 2005

8, Greg Kuehn vs. VMI, 2002

8, Terry Regan vs. Davidson, 1972

Most Field Goals

4, Chris Dawson vs. Lehigh, 1992

4, Brian Shallcross vs. VU, 1995

4, Brett Sterba vs. Northeastern, 2000

Total Offense

Most Yards

462, Jake Phillips vs. Delaware, 2007

454, David Corley vs. Northeastern, 2000

Rushing

Rush Attempts

37, Wes Meeteer vs. Davidson, 1969

37, Troy Keen vs. Northeastern, 1994

37, Derek Fitzgerald vs. Penn, 1995

Rushing Yards

257, Phil Mosser vs. Ohio Wesl., 1970

Passing

Pass Attempts

53, Lang Campbell vs. UD, 2004

52, Mike Cook vs. UNH, 1998

Completions

35, Dave Murphy vs. Rutgers, 1983

Passing Yards

433, Jake Phillips vs. Delaware, 2007

426, David Corley vs. Northeastern, 2000

Touchdown Passes

6, Shawn Knight vs. Maine, 1993

Receiving

Receptions

13, Rich Musinski vs. URI, 2003

13, Glen Bodnar vs. Colgate, 1984

Receiving Yards

244, Dominique Thompson at UD, 2004

240, Dave Conklin vs. VMI, 1997

TD Receptions

4, Dominique Thompson at UD, 2004

4, Vito Ragazzo vs. WFU, 1949

4, Corey Ludwig vs. Maine, 1993

Sacks

3.5, Luke Cullinane vs. VU, 1996

Interceptions

4, Jack Bruce vs. Richmond, 1947

Individual Long Plays

Rush from scrimmage

95 yds, John Truehart vs. Elon, 1934

Pass Completion

87 yds, Lang Campbell to Dominique Thompson at Delaware, 2004

87 yds, Dan Henning to Tom Scott vs. Navy, 1961

Punt

77 yds, Russell Brown, 1972

77 yds, Joe Agee, 1975

77 yds, Jack Freeman, 1942

Punt Return

101 yds, Dale Worrall vs. Bridgewater, 1932

Kickoff Return

100 yds, Dick Pawlewicz vs. UVA, 1974

Run With Fumble

91 yds, Meb Davis vs. Columbia, 1926

Run with Interception

93 yds, Marvin Graham vs. Virginia Tech, 1946

Field Goal

53 yds, Steve Christie vs. ETSU, 1987

53 yds, Steve Christie vs. UVA, 1988

53 yds, Brett Sterba vs. Delaware, 2000

Team Records

Most Points Scored

95, vs. Bridgewater, 1931

Most Points Allowed

93, by Delaware, 1915

Most Yards Gained

681, vs. Richmond, 1991

Most Plays

100, vs. Virginia Tech, 1971

Rushing Yards

453, vs. Ohio Wesleyan, 1970

433, vs. Villanova, 1993

419, vs. Delaware, 1973

417, vs. Richmond, 1974

413, vs. VMI, 1993

Pass Attempts

55, vs. Virginia Tech, 1971

Pass Completions

35, vs. Rutgers, 1983

Passing Yards

498, vs. VMI, 1997

433, vs. Delaware, 2007

426, vs. Northeastern, 2000

414, vs. Miami (Ohio), 1982

412, vs. JMU, 1985

403, vs. East Carolina, 1981

First Downs

36, vs. VMI, 1991

36, vs. VMI, 1993

35, vs. Liberty, 2005

Most Interceptions

6, vs. Wake Forest, 1947

Best Defense Against the Run

-39 yds, vs. Colgate, 1988

-39 yds, vs. Villanova, 1996

-11 yds, Quantico, 1967

-6 yds, vs. Liberty, 2005

-6 yds, vs. Villanova, 1993

Best Defense Against the Pass

9 yds, vs. UMass, 1995

9 yds, vs. East Carolina, 1980

9 yds, vs. Appalachian State, 1976

10 yds, vs. Furman, 1999

11 yds, vs. VMI, 1993

Active players in bold.

Offensive Individual Career Game Highs



Quarterbacks

Jake Phillips, Sr.

Passing

Att. 43 ... (2) last at Richmond, 2007
 Cmp. 30 ... at New Hampshire, 2008
 Cmp. % 90.0 ... at Northeastern, 2005
 Yards 433 ... vs. Delaware, 2007
 Long 73 ... at Villanova, 2007
 TDs 4 ... (3) last at New Hampshire, 2008
 INTs 3 ... at Virginia Tech, 2007
 Sacked 7 ... at Richmond, 2007

Rushing

Att. 15 ... vs. James Madison, 2005
 Yards 57 ... vs. James Madison, 2005
 TDs 2 ... (2) last vs. Delaware, 2005
 Long 30 ... at Richmond, 2007

R. J. Archer, Jr.

Passing

Att. 37 ... vs. Villanova, 2008
 Cmp. 21 ... vs. Villanova, 2008
 Cmp. % 56.8 ... vs. Villanova, 2008
 Yards 307 ... vs. Villanova, 2008
 Long 51 ... vs. Villanova, 2008
 TDs 1 ... (2) last vs. Villanova, 2008
 INTs 1 ... vs. Villanova, 2008
 Sacked 1 ... vs. Villanova, 2008

Rushing

Att. 8 ... (2) last vs. Villanova, 2008
 Yards 43 ... vs. VMI, 2008
 TDs 2 ... vs. Villanova, 2008
 Long 27 ... vs. VMI, 2008

Completion % - (Minimum 10 attempts)

Running Backs

DeBrian Holmes, Sr.

Rushing

Att. 23 ... vs. Liberty, 2007
 Yards 96 ... vs. Liberty, 2007
 TDs 3 ... at VMI, 2007
 Long 27 ... vs. New Hampshire, 2005

Receiving

Rec. 7 ... vs. Delaware, 2005
 Yards 52 ... vs. Delaware, 2005
 TDs 1 ... at VMI, 2005
 Long 24 ... at Towson, 2006

Courtland Marriner, So.

Rushing

Att. 21 ... vs. UMass, 2007
 Yards 107 ... at VMI, 2007
 TDs 1 ... (2) last vs. Rhode Island, 2008
 Long 25 ... (2) last at Richmond, 2007

Receiving

Rec. 2 ... (3) last vs. JMU, 2007
 Yards 19 ... at Hofstra, 2007
 TD 1 ... (2) last vs. JMU, 2007
 Long 23 ... vs. JMU, 2007

Thomas Schonder, So.

Rushing

Att. 9 ... at Virginia Tech, 2007
 Yards 54 ... vs. VMI, 2008
 TDs 1 ... (2) last vs. VMI, 2008
 Long 33 ... vs. VMI, 2008

Receiving

Rec. 1 ... (2) last vs. Towson, 2007
 Yards 12 ... vs. Towson, 2007
 TDs 0
 Long 12 ... vs. Towson, 2007

Terrence Riggins, So.

Rushing

Att. 15 ... vs. VMI, 2008
 Yards 180 ... vs. VMI, 2008
 TDs 1 ... (2) last vs. JMU, 2007
 Long 53 ... vs. VMI, 2008

Receiving

Rec. 2 ... vs. JMU, 2007
 Yards 15 ... at Delaware, 2008
 TDs 0
 Long 15 ... at Delaware, 2008

Jonathan Grimes, Fr.

Rushing

Att. 23 ... at New Hampshire, 2008
 Yards 144 ... at New Hampshire, 2008
 TDs 2 ... vs. VMI, 2008
 Long 56 ... at New Hampshire, 2008

Receiving

Rec. 8 ... at New Hampshire, 2008
 Yards 105 ... vs. Villanova, 2008
 TDs 1 ... vs. Norfolk State, 2008
 Long 51 ... vs. Villanova, 2008

Ryan Woolfolk, RFr.

Rushing

Att. 1 ... at N.C. State, 2008
 Yards 2 ... at N.C. State, 2008
 TDs 0
 Long 2 ... at N.C. State, 2008

Receiving

Rec. 1 ... at N.C. State, 2008
 Yards 3 ... at N.C. State, 2008
 TDs 0
 Long 3 ... at N.C. State, 2008

Jimmy Hobson, So. (FB)

Rushing

Att. 2 ... at VMI, 2007
 Yards 8 ... at VMI, 2007
 TDs 0
 Long 4 ... at VMI, 2007

Receiving

Rec. 1 ... at New Hampshire, 2008
 Yards 1 ... at New Hampshire, 2008
 TDs 0
 Long 1 ... at New Hampshire, 2008

Wide Receivers/Tight Ends

Elliott Mack, Sr. (WR)

Receiving

Rec. 10 ... at Richmond, 2007
 Yards 201 ... at Richmond, 2007
 TDs 1 ... (14) last vs. Villanova, 2008
 Long 73 ... at Villanova, 2007

Rushing

Att. 3 ... vs. Villanova, 2006
 Yards 29 ... vs. Towson, 2005
 TDs 1 ... at Richmond, 2007
 Long 20 ... vs. Towson, 2005

Cameron Dohse, So. (WR)

Receiving

Rec. 7 ... at Maine, 2007
 Yards 123 ... at Maine, 2007
 TDs 2 ... at Maine, 2007
 Long 43 ... at Villanova, 2007

Terreon Conyers, So. (WR)

Receiving

Rec. 3 ... at Towson, 2008
 Yards 28 ... at Towson, 2008
 TDs 0
 Long 13 ... vs. Rhode Island, 2008

D.J. McAulay, Jr. (WR)

Receiving

Rec. 7 ... vs. Delaware, 2007
 Yards 162 ... vs. Delaware, 2007
 TDs 2 ... twice, last vs. Norfolk State, 2008
 Long 65 ... at Towson, 2008

Rushing

Att. 1 ... (7) last vs. VMI, 2008
 Yards 17 ... vs. Richmond, 2006
 TDs 0
 Long 15 ... vs. Richmond, 2006

Chase Hill, So. (WR)

Receiving

Rec. 7 ... at Delaware, 2008
 Yards 105 ... at Delaware, 2008
 TDs 2 ... at New Hampshire, 2008
 Long 44 ... at Delaware, 2008

Eric Robertson, Jr. (WR)

Receiving

Rec. 5 ... at Villanova, 2007
 Yards 56 ... at Villanova, 2007
 TDs 0
 Long 21 ... vs. UMass, 2007

Rob Varno, Jr. (TE)

Receiving

Rec. 6 ... vs. Villanova, 2008
 Yards 67 ... at Towson, 2008
 TDs 1 ... (3) last at Towson, 2008
 Long 32 ... at VMI, 2007

Alex Gottlieb, Fr. (TE)

Receiving

Rec. 1 ... (2) last at Towson, 2008
 Yards 30 ... vs. Rhode Island, 2008
 TDs 0
 Long 30 ... vs. Rhode Island, 2008



Defensive Individual Career Game Highs

Defensive Line

Adrian Tracy, Jr. (DE)

TT 14at New Hampshire, 2008
 UT 10at New Hampshire, 2008
 AT 7vs. Richmond, 2006
 Sacks 3.0at Towson, 2006
 TFL 4.0(3) last at N. Hampshire, 2008
 FF 1(3) last at Richmond, 2007
 FR 0
 INT 1vs. UMass, 2007
 PBU 1(4) last at N.C. State, 2008

C.J. Herbert, Jr. (DE)

TT 9at Hofstra, 2007
 UT 3(2) last at N. Hampshire, 2008
 AT 8at Hofstra, 2007
 Sacks 1.0(3) last at Delaware, 2008
 TFL 1.5at N.C. State, 2008
 FF 1vs. Norfolk St., 2008
 FR 0
 INT 0
 PBU 2vs. Towson, 2007

Sean Lissemore, Jr. (DT)

TT 9at New Hampshire, 2008
 UT 5at New Hampshire, 2008
 AT 5(4) last at Hofstra, 2007
 Sacks 1.0(2) last vs. Delaware, 2007
 TFL 2.0at Towson, 2008
 FF 0
 FR 0
 INT 1vs. Towson, 2007
 PBU 0

Derek Toon, So. (DT)

TT 4at Maine, 2007
 UT 2at Maine, 2007
 AT 3vs. Delaware, 2007
 Sacks 0.5at VMI, 2007
 TFL 1.0at Maine, 2007
 FF 0
 FR 0
 INT 0
 PBU 0

Michael Stover, So. (DT)

TT 5at Richmond, 2007
 UT 3vs. VMI, 2008
 AT 5at Richmond, 2007
 Sacks 1at Delaware, 2008
 TFL 1.5at Towson, 2008
 FF 0
 FR 0
 INT 0
 PBU 1vs. Norfolk St., 2008

Kyle O'Brien, So. (DT)

TT 6vs. Norfolk St., 2008
 UT 3at N.C. State, 2008
 AT 2at Towson, 2008
 Sacks 0
 TFL 0
 FF 0
 FR 0
 INT 0
 PBU 0

Harold Robertson, RFr. (DT)

TT 5at New Hampshire, 2008
 UT 3at Delaware, 2008
 AT 3(2) last at N. Hampshire, 2008
 Sacks 0
 TFL 0
 FF 0

FR 0
 INT 0
 PBU 0

Marcus Hyde, RFr. (DE)

TT 3vs. VMI, 2008
 UT 2(3) last at Delaware, 2008
 AT 1(3) last at N. Hampshire, 2008
 Sacks 1(2) last at Delaware, 2008
 TFL 1(2) last at Delaware, 2008
 FF 0
 FR 0
 INT 0
 PBU 0

Ravi Pradhanang, RFr. (DE)

TT 4at New Hampshire, 2008
 UT 2vs. VMI, 2008
 AT 3at New Hampshire, 2008
 Sacks 0.5vs. Rhode Island, 2008
 TFL 1.0vs. Rhode Island, 2008
 FF 0
 FR 0
 INT 0
 PBU 1at Delaware, 2008

Daniel Pulley, Jr. (DT)

TT 3vs. VMI, 2008
 UT 1vs. VMI, 2008
 AT 2vs. VMI, 2008
 Sacks 1.0vs. VMI, 2008
 TFL 1.0vs. VMI, 2008
 FF 0
 FR 0
 INT 0
 PBU 0

James Pagliaro, RFr. (DT)

TT 1(2) last vs. Norfolk St., 2008
 UT 1vs. Norfolk St., 2008
 AT 1vs. VMI, 2008
 Sacks 0
 TFL 0
 FF 0
 FR 0
 INT 0
 PBU 0

Linebackers

Josh Rutter, Sr.

TT 16at Marshall, 2005
 UT 12vs. Villanova, 2008
 AT 12at Marshall, 2005
 Sacks 1.0(2) last vs. Villanova, 2008
 TFL 3at Delaware, 2008
 FF 1(2) last vs. VMI, 2008
 FR 2at VMI, 2007
 INT 1(2) last at Delaware, 2008
 PBU 1(7) last at N. Hampshire, 2008

Michael Pigram, Sr.

TT 14vs. UMass, 2007
 UT 10(2) last vs. UMass, 2007
 AT 8vs. Delaware, 2007
 Sacks 1.0vs. UMass, 2007
 TFL 1.0(10) last at Towson, 2008
 FF 2vs. Villanova, 2006
 FR 1(3), last at Towson, 2008
 INT 1vs. UMass, 2007
 PBU 2vs. Rhode Island, 2008

Todd Reyher, Sr.

TT 5vs. VMI, 2008
 UT 3(2) last at Delaware, 2008
 AT 2vs. VMI, 2008
 Sacks 0
 TFL 0.5(2) last at Villanova, 2007
 FF 0
 FR 0
 INT 0
 PBU 2vs. Liberty, 2005

Jake Trantin, RFr.

TT 13vs. Rhode Island, 2008
 UT 9vs. Rhode Island, 2008
 AT 4vs. Rhode Island, 2008
 Sacks 0.5vs. VMI, 2008
 TFL 1.5(2) vs. Villanova, 2008
 FF 1(2) last vs. Rhode Island, 2008
 FR 0
 INT 1vs. Rhode Island, 2008
 PBU 1(2) vs. VMI, 2008

Evan Francks, So.

TT 10(2) last at N. Hampshire, 2008
 UT 8at New Hampshire, 2008
 AT 8at Hofstra, 2007
 Sacks 1.0at VMI, 2007
 TFL 1.0(3) last at Delaware, 2008
 FF 0
 FR 1vs. VMI, 2008
 INT 1vs. Rhode Island, 2008
 PBU 1at Richmond, 2007

Wes Steinman, So.

TT 5at VMI, 2007
 UT 2(3) last vs. UMass, 2007
 AT 3(4) last at N.C. State, 2008
 Sacks 1.0at VMI, 2007
 TFL 1.0(2) last at Villanova, 2007
 FF 0
 FR 0
 INT 0
 PBU 0

Defensive Backs

Derek Cox, Sr. (CB)

TT 14at Liberty, 2006
 UT 9at Liberty, 2006
 AT 5at Liberty, 2006
 Sacks 0
 TFL 2.0vs. VMI, 2008
 FF 1vs. Towson, 2005
 FR 1(2) last vs. Maine, 2006
 INT 2vs. Towson, 2007
 PBU 3(2) last vs. Towson, 2007

David Caldwell, Jr. (SS)

TT 15at VMI, 2007
 UT 10vs. Towson, 2007
 AT 10at Hofstra, 2007
 Sacks 1.0at N.C. State, 2008
 TFL 1.5(2) last at Towson, 2008
 FF 1(2) vs. VMI, 2008
 FR 0
 INT 1(3) last vs. Rhode Island, 2008
 PBU 1(4) last at N.C. State, 2008

Robert Livingston, Jr. (FS)

TT 10vs. Delaware, 2007
 UT 6(3) last at Hofstra, 2007
 AT 7at Richmond, 2007
 Sacks 0
 TFL 0.5(2) last at Richmond, 2007
 FF 0

FR 0
 INT 1vs. Norfolk St., 2008
 PBU 4vs. Towson, 2007

David Houff, Sr. (DB)

TT 6(2) last vs. Towson, 2007
 UT 6at Towson, 2006
 AT 4at Liberty, 2006
 Sacks 0
 TFL 0
 FF 0
 FR 0
 INT 1(3) last vs. Norfolk St., 2008
 PBU 1at Towson, 2006

Michael Alvarado, So. (S)

TT 7at New Hampshire, 2008
 UT 4at New Hampshire, 2008
 AT 3at New Hampshire, 2008
 Sacks 0
 TFL 1.0(2) last at N.C. State, 2008
 FF 0
 FR 0
 INT 1(2) last at Towson, 2008
 PBU 1(2) at Delaware, 2008

Terrell Wells, So. (CB)

TT 4at Virginia Tech, 2007
 UT 3vs. Towson, 2007
 AT 3at Virginia Tech, 2007
 Sacks 0
 TFL 1vs. Norfolk St., 2008
 FF 0
 FR 1vs. Delaware, 2007
 INT 0
 PBU 1at N.C. State, 2008

Sheldon Alexander, Jr.

TT 7vs. JMU, 2007
 UT 4vs. JMU, 2007
 AT 3vs. JMU, 2007
 Sacks 0
 TFL 0
 FF 0
 FR 0
 INT 0
 PBU 0

Fred Johnson, Jr. (CB)

TT 10at New Hampshire, 2008
 UT 7at New Hampshire, 2008
 AT 3at New Hampshire, 2008
 Sacks 0
 TFL 0
 FF 0
 FR 0
 INT 1at New Hampshire, 2008
 PBU 3vs. Norfolk St., 2008

Ben Cottingham, So. (CB)

TT 7(2) last vs. Rhode Island, 2008
 UT 6vs. Rhode Island, 2008
 AT 2vs. Villanova, 2008
 Sacks 0
 TFL 0
 FF 0
 FR 1vs. Norfolk St., 2008
 INT 1vs. Norfolk St., 2008
 PBU 0

Career Statistics



Quarterbacks

#11, Jake Phillips' Career Stats

Year	G/S	Eff.	At-Co-In	Pct.	Yds	TD	Lg	Av/G	Rush	Yds	Avg.	TD	Lg	Av/G
2005	10/6	145.8	192-123-7	64.1	1564	12	47	156.4	71	183	2.6	8	17	18.3
2006	7/5	102.6	141-70-3	49.6	763	5	46	109.0	51	67	1.3	1	13	9.6
2007	11/11	141.1	336-190-7	56.5	2801	19	73	254.6	99	192	1.9	5	30	17.5
2008	7/7	146.14	209-134-11	64.1	1635	17	65	233.6	49	186	3.8	2	21	26.6
Totals	35/29	137.13	878-517-28	58.9	6763	53	73	193.2	270	628	2.3	16	30	17.9

#16, R.J. Archer's Career Stats

Year	G/S	Eff.	At-Co-In	Pct.	Yds	TD	Lg	Av/G	Rush	Yds	Avg.	TD	Lg	Av/G
2008	7/1	129.36	46-25-1	54.3	356	2	51	89.0	21	89	4.2	2	27	12.7

Running Backs

#8, DeBrian Holmes' Career Stats

Year	G/S	Att	Yds	Avg.	TD	Lg	Av/G	Rec	Yds	Avg.	TD	Lg	Av/G
2005	11/0	56	304	5.4	1	27	27.6	16	121	7.6	1	19	11.0
2006	11/0	44	225	5.1	1	25	20.5	18	110	6.1	0	24	10.0
2007	3/3	49	191	3.9	5	20	63.7	4	40	10.0	0	18	13.3
2008	6/0	14	41	2.9	0	9	6.8	2	15	7.5	0	9	2.5
Totals	31/3	163	761	4.7	7	27	24.5	40	286	7.2	1	24	9.2

#25, Courtland Marriner's Career Stats

Year	G/S	Att	Yds	Avg.	TD	Lg	Av/G	Rec	Yds	Avg.	TD	Lg	Av/G
2007	9/7	115	518	4.5	1	25	57.6	10	22	2.2	2	23	2.4
2008	6/0	21	90	4.3	1	15	4.3	3	28	9.3	0	14	4.7
Totals	15/7	136	608	4.5	2	25	40.5	13	50	3.8	2	23	3.3

#33, Thomas Schonder's Career Stats

Year	G/S	Att	Yds	Avg.	TD	Lg	Av/G	Rec	Yds	Avg.	TD	Lg	Av/G
2007	10/0	35	143	4.1	1	29	14.3	2	16	8	0	12	1.6
2008	3/0	7	54	7.7	1	33	18.0	0	0	0	0	0	0.0
Totals	13/0	42	197	4.7	2	33	15.1	2	16	8	0	12	0.6

#23, Terrence Riggins' Career Stats

Year	G/S	Att	Yds	Avg.	TD	Lg	Av/G	Rec	Yds	Avg.	TD	Lg	Av/G
2007	3/0	19	61	3.2	2	21	20.3	2	8	4	0	5	2.7
2008	6/3	35	286	8.2	0	53	47.7	3	32	10.7	0	15	5.3
Totals	9/3	54	347	6.4	2	53	38.6	5	40	8.0	0	15	4.4

#43, Jimmy Hobson's Career Stats

Year	G/S	Att	Yds	Avg.	TD	Lg	Av/G	Rec	Yds	Avg.	TD	Lg	Av/G
2007	10/0	2	8	4.0	0	4	0.8	0	0	0.0	0	0	0.0
2008	8/1	0	0	0.0	0	0	0.0	1	1	1.0	0	1	0.1
Totals	18/1	2	8	4.0	0	4	0.2	1	1	1.0	0	1	0.1

#34, Jonathan Grimes' Career Stats

Year	G/S	Att	Yds	Avg.	TD	Lg	Av/G	Rec	Yds	Avg.	TD	Lg	Av/G
2008	8/5	120	699	5.8	7	56	87.4	31	257	8.3	1	51	32.1

#28, Ryan Woolfolk Career Stats

Year	G/S	Att	Yds	Avg.	TD	Lg	Av/G	Rec	Yds	Avg.	TD	Lg	Av/G
2008	5/0	1	2	2.0	0	2	0.4	1	3	3.0	0	3	0.6

Wide Receivers/Tight Ends

#2, Elliott Mack's Career Stats

Year	G/S	Rec	Yds	Avg.	TD	Lg	Av/G	Rush	Yds	Avg.	TD	Lg	Av/G
2005	10/1	21	371	17.7	4	47	37.1	2	21	10.5	0	29	2.1
2006	10/3	20	225	11.2	2	32	22.5	7	61	8.7	0	27	6.1
2007	11/9	46	849	18.5	5	73	77.2	6	34	2.3	1	19	1.3
2008	7/7	25	404	16.2	3	44	57.5	1	11	11.0	0	11	1.8
Totals	38/20	112	1849	16.5	14	73	48.7	16	128	8.0	1	29	3.4

#4, D.J. McAulay's Career Stats

Year	G/S	Rec	Yds	Avg.	TD	Lg	Av/G	Rush	Yds	Avg.	TD	Lg	Av/G
2005	9/0	2	49	24.5	0	39	5.4	1	-4	-4.0	0	0	-0.4
2006	8/3	21	307	14.6	2	49	38.4	4	39	9.8	0	27	6.1
2007	1/1	7	162	23.1	1	40	162.0	1	6	6.0	0	6	6.0
2008	8/8	28	513	18.3	8	65	64.1	1	5	5.0	0	5	0.6
Totals	26/12	58	1031	17.8	11	65	39.7	7	46	6.6	0	27	1.8

#89, Eric Robertson's Career Stats

Year	G/S	Rec	Yds	Avg.	TD	Lg	Av/G	Rush	Yds	Avg.	TD	Lg	Av/G
2006	4/0	0	0	0.0	0	0	0.0	0	0	0.0	0	0	0.0
2007	9/0	7	90	12.9	0	21	10.0	0	0	0.0	0	0	0.0
Totals	13/0	7	90	12.9	0	21	6.9	0	0	0.0	0	0	0.0

#81, Cameron Dohse's Career Stats

Year	G/S	Rec	Yds	Avg.	TD	Lg	Av/G	Rush	Yds	Avg.	TD	Lg	Av/G
2007	11/9	31	557	18.0	5	43	50.6	0	0	0.0	0	0	0.0
2008	5/1	2	18	9.0	0	10	3.6	0	0	0.0	0	0	0.0
Totals	16/10	33	575	17.4	5	53	35.9	0	0	0.0	0	0	0.0

#88, Terreon Conyers' Career Stats

Year	G/S	Rec	Yds	Avg.	TD	Lg	Av/G	Rush	Yds	Avg.	TD	Lg	Av/G
2007	2/0	1	7	7.0	0	7	3.5	0	0	0.0	0	0	0.0
2008	8/1	6	62	10.3	0	15	7.8	0	0	0.0	0	0	0.0
Totals	10/1	7	69	9.9	0	15	6.9	0	0	0.0	0	0	0.0

#15, Chase Hill's Career Stats

Year	G/S	Rec	Yds	Avg.	TD	Lg	Av/G	Rush	Yds	Avg.	TD	Lg	Av/G
2008	7/7	31	352	11.4	4	44	50.3	0	0	0.0	0	0	0.0

#98, Rob Varno's Career Stats

Year	G/S	Rec	Yds	Avg.	TD	Lg	Av/G
2006	11/0	0	0	0.0	0	0	0.0
2007	11/0	11	115	10.5	0	32	10.5
2008	8/8	24	273	11.4	3	26	34.1
Totals	30/8	35	388	11.1	3	32	12.9

#86, Alex Gottlieb's Career Stats

Year	G/S	Rec	Yds	Avg.	TD	Lg	Av/G
2008	6/1	2	33	16.5	0	30	5.5



2008 Results

GAME	William & Mary 24 N.C. State 34
1	Sept. 6, 2008 <i>Carter-Finley Stadium • Raleigh, N.C.</i>

RALEIGH, N.C. (9/6/08) -- William and Mary outscored North Carolina State, 24-20, in the second half but fell to the Wolfpack in its season opener, 34-24.

Junior wide receiver D.J. McAulay led the Tribe with a pair of touchdown grabs and finished the evening with a game-high six catches for 99 yards, while senior all-conference cornerback Derek Cox also provided a score with a 45-yard interception return for a touchdown.

As a unit, the Tribe defense limited N.C. State to just 67 yards on the ground and held the Wolfpack to just 11 first downs.

A interception by senior safety David Houff on the games initial series put the Tribe inside NCSU's 20 yard line, but W&M was unable to put any points up when freshman running back Jonathan Grimes lost a fumble.

Although the College trailed 14-0 at the half, W&M outgained NCSU in total yards, 103-79, and controlled the time of possession by more than three minutes. Additionally, the Tribe defense surrendered just three first downs, all of which occurred on the Wolfpack's final possession of the half.

The Tribe put up its first points of the game on the initial series of the second half when junior Brian Pate connected on a 43-yard field goal. Senior quarterback Jake Phillips completed 3-of-4 passes on the drive and had a pair of rushes for 14 yards to help set up the score.

Following a NCSU touchdown, W&M answered with a six-play, 77-yard drive that culminated in a 30-yard touchdown strike from Jake Phillips to McAulay.

While NCSU extended its lead to 34-10, W&M scored a pair of touchdowns late in the fourth quarter as Derek Cox returned an interception 45 yards for a score and backup quarterback R.J. Archer found McAulay open in the end zone during the final minute of play.

	1	2	3	4	Final
William and Mary	0	0	10	14	24
N.C. State	7	7	7	13	34

Scoring Summary

Qtr	Team	Score	Time
1st	NCSU	Brown 3 run (Czajkowski kick)	3:59
2nd	NCSU	Williams 22 pass from Beck (Czajkowski kick)	0:34
3rd	W&M	Pate 43 field goal	11:47
3rd	NCSU	Bryan 1 pass from Beck (Czajkowski kick)	5:18
3rd	W&M	McAulay 30 pass from Phillips (Czajkowski kick)	3:08
4th	NCSU	Czajkowski 39 field goal	14:54
4th	NCSU	Czajkowski 33 field goal	13:29
4th	NCSU	Underwood 10 run (Czajkowski kick)	7:48
4th	W&M	Cox 45 INT return	5:56
4th	W&M	McAulay 25 pass from Archer	0:20

	W&M	NCSU
First Downs	16	11
Rushes - Yards	33-115	30-67
Att-Cmp-Int	37-19-2	36-21-2
Pass Yards	188	258
Total Offense	303	325
Total Plays	70	66
Fumbles - Lost	3-2	1-0
3rd Down Conv.	5-17	2-16
Penalties - Yards	3-15	7-58
Sacks by - Yards	2-19	3-25
Time of Possession	29:56	30:04

Rushing - W&M: Riggins 12-51, Grimes 8-30, Archer 3-26, Phillips 9-6, Woolfolk 1-2. **NCSU:** Brown 17-43 (TD), Underwood 9-29 (TD), Beck 2-6, Team 1-<1>, Evans 1-<10>.

Passing - W&M: Phillips 30-15-2, 139 (TD), Archer 7-4-0, 49 (TD). **NCSU:** Beck 25-17-1 (2TD), Evans 11-4-1.

Receiving - W&M: McAulay 6-99 (2TD), Hill 4-45, Grimes 4-5, Varno 3-31, Riggins 1-5, Woolfolk 1-3. **NCSU:** Spencer 5-82, Bryan 5-41 (TD), Graham 3-78, James 2-9, Brown 2-9, Williams 1-22 (TD), Underwood 1-10, Gentry 1-5, Kushner 1-2).

Defense - W&M: Tracy 8 (7 solo, sack, TFL, PBU), Rutter 8 (5 solo, TFL), Caldwell 7 (4 solo, sack, TFL, PBU), Cox 5 (INT for TD, PBU), Pigram 5 (0.5 TFL), Alvarado 4 (TFL, PBU), Herbert 4 (1.5 TFL), Stover 3 (0.5 TFL), Steinman (0.5 TFL), Houff 2 (INT), Trantin 2 (TFL, PBU).

Attendance: 56,694; **Time:** 3:15; **Weather:** 81, Partly Cloudy

GAME	William & Mary 52 VMI 17
2	Sept. 13, 2008 <i>Zable Stadium • Williamsburg, Va.</i>

WILLIAMSBURG, Va. (9/13/08) -- The Tribe earned its 23rd consecutive victory against Virginia Military Institute with a 52-17 win in its home opener at Zable Stadium.

W&M piled up 570 yards of total offense, including 398 yards on the ground. Additionally, the College's defense limited the Keydets to just 25 yards passing and 13 first downs.

Sophomore running back Terrence Riggins led W&M's ground attack with a career-high 180 yards on 15 carries (12.0 yards per rush), while true freshman running back Jonathan Grimes scored a pair of touchdowns and rushed for 97 yards on five carries (19.4 yards per rush).

Senior quarterback Jake Phillips threw for three touchdowns and finished the contest completing 13 of his 18 passes for a game-high 172 yards. The Warm Springs, Va., native also accounted for a rushing touchdown and totaled 49 yards on the ground on four carries.

Junior tight end Rob Varno, senior wide receiver Elliott Mack and junior wide out D.J. McAulay all hauled in a touchdown receptions for the Tribe.

After turning the ball over on its first two possessions, the Tribe scored the contest's initial points when Grimes earned his first-career touchdown with a 29-yard run late in the first quarter.

Following a VMI turnover, Phillips completed a 21-yard touchdown pass to Varno in the right side of the end zone that put W&M ahead, 14-0, with 13:28 showing in the second quarter.

Both teams added field goals late in the first half.

The Tribe put the game away with a pair of touchdowns in the opening 1:26 of the second half, as Grimes scored on a 12-yard scamper and Phillips recorded a 19-yard touchdown run.

W&M's final two scores came via an 11-yard touchdown pass from Phillips to Mack and an 11-yard touchdown run by sophomore running back Tom Schonder late in the fourth quarter.

	1	2	3	4	Final
VMI	0	3	14	0	17
William and Mary	7	17	21	7	52

Scoring Summary

Qtr	Team	Score	Time
1st	W&M	Grimes 29 run (Pate kick)	1:51
2nd	W&M	Varno 21 pass from Phillips (Pate Kick)	13:28
2nd	W&M	McAulay 28 pass from Phillips (Pate Kick)	7:27
2nd	VMI	Stevens 38 field goal	1:01
2nd	W&M	Pate 42 field goal	0:01
3rd	W&M	Grimes 12 run (Pate kick)	14:18
3rd	W&M	Phillips 19 run (Pate kick)	13:34
3rd	VMI	Maypray 64 run (Stevens kick)	11:10
3rd	VMI	Hughes 6 run (Stevens kick)	7:31
3rd	W&M	Mack 11 pass from Phillips (Pate kick)	3:29
4th	W&M	Schonder 11 run (Pate kick)	2:04

	VMI	W&M
First Downs	13	30
Rushes - Yards	57-262	41-398
Att-Cmp-Int	6-3-0	20-13-2
Pass Yards	25	172
Total Offense	287	570
Total Plays	63	61
Fumbles - Lost	3-2	2-2
3rd Down Conv.	7-16	5-7
Penalties - Yards	9-74	8-80
Sacks by - Yards	1-5	2-17
Time of Possession	33:10	26:50

Rushing - W&M: Riggins 15-180, Grimes 5-97 (2TD), Schonder 7-54 (TD), Phillips 4-49 (TD), Archer 8-43, McAulay 1-5. **VMI:** Maypray 26-157 (TD), Abegesah 11-52, Itoka 6-37, Collins 3-25, Hughes 6-19 (TD), Jones 2-6, Rainey-Wiles 1-3.

Passing - W&M: Phillips 18-13-2, 172 (3TD), Archer 2-0-0, 0. **VMI:** Maypray 2-2-0, Hughes 4-1-0.

Receiving - W&M: Varno 4-60 (TD), Mack 4-42 (TD), McAulay 2-43 (TD), Grimes 2-15, Conyers 1-12. **VMI:** Maypray 1-12, Abegesah 1-8, Rainey-Wiles 1-5.

Defense - W&M: Caldwell 10 (TFL, FF, FR), Cox 6 (5 solo, 2.0 TFL), Rutter 6 (FF, PBU), Trantin 4 (1.5 TFL, 0.5 sack, PBU), Tracy 4 (0.5 sack), Pulley 3 (sack), Francks 2 (FR).

Attendance: 10,624; **Time:** 2:43; **Weather:** 91, Clear



GAME	William & Mary 42 Norfolk State 12
3	Sept. 20, 2008 Zable Stadium • Williamsburg, Va.

GAME	William & Mary 28 No. 14/16 Villanova 38
4	Oct. 4, 2008 Zable Stadium • Williamsburg, Va.

WILLIAMSBURG, Va. (9/20/08) -- Senior all-conference quarterback Jake Phillips threw four touchdown passes and the William and Mary defensive unit forced five turnovers to power the Tribe to a 42-12 victory against Norfolk State on Sept. 20 in front of 10,152 fans at Zable Stadium.

True freshman running back Jonathan Grimes scored a pair of touchdowns for the second consecutive week, rushing for one and collecting a reception for the other score.

Junior wide out D.J. McAulay hauled in two touchdown receptions and finished the contest with three catches for a game-high 80 yards. Senior returning all-conference wide receiver Elliott Mack also had a touchdown reception and registered four catches for 63 yards.

In addition to causing five turnovers, the College's defensive unit limited the Spartans to just 219 total yards (3.1 yards per play), including just 97 through the air. Additionally, W&M held NSU to just 11 first downs and allowed just three third-down conversions on 18 attempts.

After forcing the Spartans to a three-and-out on the contest's opening possession, the Tribe marched 74 yards on six plays for a touchdown to take an early 7-0 lead. Sophomore Terrence Riggins began the series with a 17-yard run and Grimes later punctuated the scoring drive with a 38-yard touchdown run down the left sideline.

After NSU got on the scoreboard with a field goal later in the quarter, W&M answered with a touchdown when Grimes scored on a 20-yard pass from Phillips to go ahead, 14-3.

W&M increased its lead in the final minute of the first half when junior David Caldwell returned a blocked 50-yard field goal attempt 66 yards for a touchdown.

McAulay and Mack hauled in touchdown passes from Phillips during the first part of the third quarter to help push W&M's lead to 35-3.

The Tribe added its final score later in the quarter when Phillips hit McAulay on a 22-yard touchdown pass.

	1	2	3	4	Final
Norfolk State	3	0	7	2	12
William and Mary	14	7	21	0	42

Scoring Summary

Qtr	Team	Score	Time
1st	W&M	Grimes 38 run (Pate kick)	11:25
1st	NSU	Castellat 45 field goal	7:47
1st	W&M	Grimes 20 pass from Phillips (Miller kick)	4:05
2nd	W&M	Caldwell 66 blocked field goal return (Miller kick)	0:25
3rd	W&M	McAulay 32 pass from Phillips (Miller kick)	11:59
3rd	W&M	Mack 10 pass from Phillips (Miller kick)	8:59
3rd	NSU	Branche 1 run (Castellat kick)	5:58
3rd	W&M	McAulay 22 pass from Phillips (Miller kick)	1:03
4th	NSU	Hammond safety	12:50

	NSU	W&M
First Downs	11	17
Rushes - Yards	34-122	33-133
Att-Cmp-Int	36-14-4	26-14-2
Pass Yards	97	204
Total Offense	219	337
Total Plays	70	59
Fumbles - Lost	2-1	1-1
3rd Down Conv.	3-18	5-12
Penalties - Yards	12-115	6-56
Sacks by - Yards	2-4	3-17
Time of Possession	32:35	27:25

Rushing - W&M: Grimes 9-71 (TD), Riggins 4-30, Phillips 6-17, Holmes 6-7, Archer 1-6, Marriner 6-4. **NSU:** Brown 11-62, Hedgeman 10-31, Branche 12-30 (TD), Cotton 1-<1>.

Passing - W&M: Phillips 26-14-2, 204 (4TD). **NSU:** Brown 32-13-3, 94, Merritt 4-1-1, 3.

Receiving - W&M: Mack 4-63 (TD), McAulay 3-80 (2TD), Hill 3-22, Grimes 2-20 (TD), Marriner 1-12, Varno 1-7. **NSU:** Johnson 5-28, Walker 3-34, Hayden 2-16, Childress 2-4, Branche 1-9, Hedgeman 1-6.

Defense - W&M: Tracy 6 (4 TFL, 1.5 sacks, blk), Trantin 6 (5 solo, FF), Pigram 6, O'Brien 6, Cox 4 (Int, PBU), Houff 3 (INT), Johnson 3 (3 PBU), Cottingham 2 (INT, FR), Herbert 2 (FF, TFL), Livingston (INT).

Attendance: 10,152; **Time:** 2:58; **Weather:** 70, Cool and Cloudy

WILLIAMSBURG, Va. (10/4/08) -- William and Mary and No. 14/16 Villanova combined for 66 points and 824 yards of total offense, but the Tribe fell to the Wildcats, 38-28, in its conference opener.

Making his first career start, junior quarterback R.J. Archer stepped in for an injured Jake Phillips and threw for 307 yards and a touchdown. He also recorded a pair of touchdown runs. True freshman tailback Jonathan Grimes was outstanding yet again, as he accounted for a school-true freshman record 324 total yards, including 105 receiving yards and 161 returns yards. The featured part of Grimes' afternoon was his 97-yard kick return for a score near the end of the first half.

After Villanova raced out to a 35-0 lead late in the first half, Grimes big return with less than a minute left in the second quarter made the score 35-7 at the break.

After forcing VU to a three-and-out on the first possession of the second half, W&M answered with a 75-yard touchdown drive that lasted just three plays and 41 seconds. The drive culminated in a 44-yard touchdown pass from Archer to senior Elliott Mack.

Neither team scored during the remainder of the third quarter, but the Tribe found the end zone again early in the fourth quarter when Archer capped a slick eight-play, 52-yard march with a three-yard touchdown run.

While VU added a field goal midway through the fourth quarter to increase its lead to 38-21, W&M responded with another touchdown run by Archer with 4:20 remaining in the contest.

After forcing Villanova to punt on its next possession, the Tribe took over on its own 34 yard line with 2:00 remaining. However, Archer's only interception of the contest ended the College's comeback bid.

	1	2	3	4	Final
No. 14/16 Villanova	7	28	0	3	38
William and Mary	0	7	7	14	28

Scoring Summary

Qtr	Team	Score	Time
1st	VU	Pimm 5 pass from Whitney (Marcoux kick)	7:42
2nd	VU	Doss 15 pass from Whitney (Marcoux kick)	12:52
2nd	VU	Ball 32 run (Marcoux kick)	12:03
2nd	VU	Whitney 1 run (Marcoux kick)	8:24
2nd	VU	Szczur 11 pass from Whitney (Marcoux kick)	0:51
2nd	W&M	Grimes 97 kickoff return (Marcoux kick)	0:37
3rd	W&M	Mack 44 pass from Archer (Pate kick)	12:52
4th	W&M	Archer 3 run (Pate kick)	11:50
4th	VU	MARCOUX 23 field goal	6:15
4th	W&M	Archer 6 run (Pate kick)	4:20

	VU	W&M
First Downs	27	17
Rushes - Yards	54-255	22-76
Att-Cmp-Int	27-20-0	37-21-1
Pass Yards	186	307
Total Offense	441	383
Total Plays	81	59
Fumbles - Lost	1-0	1-1
3rd Down Conv.	7-16	3-11
Penalties - Yards	5-32	4-29
Sacks by - Yards	1-8	2-7
Time of Possession	36:36	23:24

Rushing - W&M: Grimes 11-58, Archer 8-10 (2TD), Marriner 1-5, Holmes 2-3. **VU:** Ball 22-137 (TD), Whitney 19-60 (TD), Szczur 5-34, Babbaro 5-23, Reynolds 1-5.

Passing - W&M: Archer 21-37-1, 307 (TD). **VU:** Whitney 20-27-0, 186 (3TD).

Receiving - W&M: Grimes 6-105, Varno 6-58, Hill 4-37, Mack 3-83 (TD), McAulay 2-24. **VU:** Szczur 7-78 (TD), Atkinson 5-27, Reynolds 2-26, Harvey 2-14, Doss 1-15 (TD), Babbaro 1-6, Pimm 1-5 (TD), White 1-5.

Defense - W&M: Rutter 15 (12 solo, 1.5 TFL), Trantin 9 (7 solo, 1.5 TFL, PBU), Cottingham 7 (5 solo), Caldwell 5 (TFL), Tracy 4 (1.5 TFL, 0.5 sack), Lissimore 4 (0.5 TFL, 0.5 sack), Hyde 2 (Sack).

Attendance: 10,632; **Time:** 2:51; **Weather:** 74, Clear



2008 Results

GAME	William & Mary 38 No. 4 New Hampshire 34
5	Oct. 11, 2008 Cowell Stadium • Durham, N.H.

GAME	William & Mary 27 Delaware 3
6	Oct. 18, 2008 Delaware Stadium • Newark, Del.

WILLIAMSBURG, Va. (10/11/08) -- William and Mary scored on its first five possessions of the second half (four touchdowns/one field goal), and senior quarterback Jake Phillips' 17-yard go-ahead touchdown pass to junior wide receiver D.J. McAulay with 22 seconds remaining in the fourth quarter helped lift the Tribe to a 38-34 victory at No. 4 New Hampshire in the Wildcats' homecoming game.

Phillips registered four touchdown passes and completed 30 of his 40 attempts for 310 yards, while true freshman running back Jonathan Grimes finished with a true-freshman record 144 yards rushing (on 23 attempts) and a touchdown (coming on a 56-yard run).

Trailing 34-31 with 4:34 remaining, the Tribe began its game-winning drive on its own 28 yard line. Phillips was intercepted on a third-and-long early in the drive, but W&M maintained possession when UNH was flagged for roughing the passer. Phillips then converted a pair of third-and-longs with completions to Grimes (10 yards) and Mack (13 yards) around midfield to keep the drive alive. Another 13-yard completion from Phillips to Mack put W&M inside the red zone, and the senior all-conference quarterback connected with McAulay from 17 yards out on the next play to put the Tribe ahead, 38-34, with 22 seconds left.

UNH was unable to mount a quick comeback, as Adrian Tracy sacked quarterback R.J. Toman on first down, and Fred Johnson picked off the sophomore's long pass on the next play.

W&M outscored UNH 31-13 in the second half and dominated the time of possession, 20:44-8:16 after the break. The Tribe also converted on 8-of-10 third downs in the second half, including its only fourth down attempt, while registering 358 yards of total offense in the final two quarters.

	1	2	3	4	Final
William and Mary	7	0	14	17	38
No. 4 New Hampshire	14	7	0	13	34

Scoring Summary

Qtr	Team	Score	Time
1st	W&M	Hill 8 pass from Phillips (Pate kick)	6:17
1st	UNH	Toman 2 run (Manning kick)	3:02
1st	UNH	Toman 3 run (Manning kick)	0:57
2nd	UNH	Boyle 9 run (Manning kick)	4:36
3rd	W&M	Hill 14 pass from Phillips (Pate kick)	9:00
3rd	W&M	Varno 4 pass from Phillips (Pate kick)	0:28
4th	UNH	Sicko 31 pass from Toman (Manning kick)	13:33
4th	W&M	Grimes 56 run (Pate kick)	12:43
4th	W&M	Pate 32 field goal	6:20
4th	UNH	Boyle 34 pass from Toman (Manning kick failed)	4:40
4th	W&M	McAulay 17 pass from Phillips (Pate kick)	0:22

	W&M	UNH
First Downs	29	24
Rushes - Yards	35-185	38-163
Att-Cmp-Int	40-30-2	37-27-2
Pass Yards	310	305
Total Offense	495	468
Total Plays	75	75
Fumbles - Lost	1-0	0-0
3rd Down Conv.	9-13	9-14
Penalties - Yards	3-35	8-65
Sacks by - Yards	2-13	0-0
Time of Possession	33:06	26:54

Rushing - W&M: Grimes 23-144 (TD), Phillips 6-20, Marriner 3-14, Mack 1-11. **UNH:** Toman 14-55 (2 TD), Simpson 14-52, Jellison 4-19, Kackert 2-17, Boyle 2-11 (TD), Fox 1-5, O'Brien 1-4.

Passing - W&M: Phillips 30-40-2, 310 (4 TD). **UNH:** Toman 27-36-2, 305 (2 TD), Boyle 0-1-0.

Receiving - W&M: Grimes 8-47, McAulay 5-76 (TD), Mack 5-66, Hill 5-60 (2 TD), Varno 3-35 (TD), Holmes 2-15, Dohse 1-10, Hobson 1-1. **UNH:** BSicko 9-81 (TD), Boyle 7-114 (TD), Negron 5-58, O'Brien 4-37, Mason 1-13, Mohammed 1-2.

Defense - W&M: Tracy 14 (10 solo, 2.0 sacks, 4.0 TFL, Francks 10 (8 solo), Johnson 10 (7 solo, INT), Lissimore 9 (5 solo, TFL), Alvarado 7 (4 solo, INT), Rutter 7 (4 solo, PBU).

Attendance: 13,255; **Time:** 2:57; **Weather:** 65, Sunny

NEWARK, Del. (10/18/08) -- For the second consecutive weekend, William and Mary spoiled its opponent's homecoming festivities as it earned a 27-3 victory at Delaware before a crowd of 21,949 at Delaware Stadium.

Senior quarterback Jake Phillips completed 26-of-38 passes for 338 yards with a pair of touchdowns (one passing/one rushing). True freshman running back Jonathan Grimes was the contest's leading rusher and finished with 92 yards on 25 carries and a touchdown. Senior wide receiver Elliott Mack led the team with eight catches for 119 yards, while sophomore Chase Hill tallied seven catches for 105 yards with a touchdown.

The Tribe defense was dominant and limited the Blue Hens to just 145 total yards and 12 first downs. Additionally, the effort snapped UD's 116 home game streak of scoring at least one touchdown.

W&M held UD scoreless in the first half utilized a pair of Brian Pate field goals and a 1-yard touchdown run by Phillips to take a 13-0 lead at halftime.

The College's defense was outstanding in the opening half, limiting the Blue Hens to just 62 total yards and five first downs. Additionally, UD registered just 11 yards passing.

While neither team was able to put any points up in the third quarter, Delaware cut W&M's lead to 13-3 with a 32-yard field goal with 10:50 remaining. However, the Tribe answered with a touchdown on the ensuing possession when Phillips connected with Hill on a 44-yard scoring strike.

W&M tacked on its final touchdown when Grimes scored on a two-yard run with 2:33 left in the contest. The touchdown capped off a nine-play, 93-yard drive that consumed 4:50. It was W&M's second drive of the afternoon that totaled more than 90 yards.

	1	2	3	4	Final
William and Mary	3	10	0	14	27
Delaware	0	0	0	3	3

Scoring Summary

Qtr	Team	Score	Time
1st	W&M	Pate 32 field goal	7:13
2nd	W&M	Phillips 1 run	4:54
2nd	W&M	Pate 33 field goal	0:00
4th	UD	Striefsky 32 field goal	10:50
4th	W&M	Hill 44 pass from Phillips (Pate kick)	8:59
4th	W&M	Grimes 2 run (Pate kick)	2:33

	W&M	UD
First Downs	23	12
Rushes - Yards	35-118	40-100
Att-Cmp-Int	38-26-1	24-10-1
Pass Yards	338	45
Total Offense	456	145
Total Plays	73	64
Fumbles - Lost	2-2	1-0
3rd Down Conv.	4-11	5-17
Penalties - Yards	3-30	1-5
Sacks by - Yards	4-28	1-7
Time of Possession	32:44	27:16

Rushing - W&M: Grimes 23-92 (TD), Holmes 3-16, Phillips 5-12 (TD). **UD:** Jabbie 9-44, Thaxton 8-35, Schoenhof 12-21, Butler 8-17, Smith 1-0, Hakes 2-<-17>.

Passing - W&M: Phillips 26-38-1, 338 (TD). **UD:** Schoenhof 10-23-1, 45, Hakes 0-1-0, 0.

Receiving - W&M: Mack 8-119, Hill 7-105 (TD), McAulay 5-62, Grimes 3-32, Riggins 1-15, Varno 1-3, Marriner 1-2. **UD:** Duncan 6-22, Butler 2-14, Agnone 1-7, Love 1-2.

Defense - W&M: Rutter 8 (4 solo, 3 TFL, INT), Caldwell 7 (6 solo, TFL), Francks 7 (5 solo, TFL), Livingston 6 (5 solo), Tracy 4 (Sack), Pigram 4 (TFL), Stover 4 (Sack, 1.5 TFL), Hyde 2 (Sack), Herbert 2 (Sack), Trantin 2 (0.5 TFL).

Attendance: 21,949; **Time:** 2:35; **Weather:** 53, Sunny



GAME	No. 23 William & Mary 34 Rhode Island 24
7	Oct. 25, 2008 Zable Stadium • Williamsburg, Va.

GAME	No. 16/19 William & Mary 34 Towson 14
8	Nov. 1, 2008 Unitas Stadium • Towson, Md.

WILLIAMSBURG, Va. (10/25/08) -- Junior safety David Caldwell returned a fourth-quarter interception 62 yards for a touchdown to help No. 23 William and Mary pull away for a 34-24 victory against Rhode Island on a rainy homecoming at Zable Stadium.

True freshman tailback Jonathan Grimes posted another outstanding performance, rushing for a game-high 111 yards with a touchdown.

While both teams scored touchdowns on their opening drives, neither squad was able to put any more points up on the board until late in the first half when URI's Louis Feinstein kicked a 40-yard field goal with 1:39 remaining in the second quarter to put the Rams ahead, 10-7.

At the break, the Rams had out gained the Tribe in total offense, 212-115, and controlled the time of possession, 20:05-9:15.

W&M scored a pair of quick touchdowns during the first five minutes of the second half to build a 21-10 advantage. D.J. McAulay provided the first touchdown when Jake Phillips found him with an 18-yard strike, while Courtland Marriner scored the second touchdown with an 8-yard run.

After recovering a punt that bounced off the back of an retreating W&M player, URI narrowed the score with an eight-play, 38-yard drive that ended with a 1-yard touchdown run by Cassidy late in the third quarter.

Trailing by just seven, 24-17, early in the fourth quarter, URI drove inside the Tribe 40-yard line, but safety David Caldwell intercepted a pass by Cassidy and raced 62 yards down the right sideline to give the College a 31-17 cushion with 10:12 left in the game.

W&M later tacked on a field goal and URI scored a late touchdown to narrow the score to 34-24, but the Tribe recovered the Rams' on-side kick attempt and ran out the clock.

	1	2	3	4	Final
Rhode Island	7	3	7	7	24
William and Mary	7	0	14	13	34

Scoring Summary

Qtr	Team	Score	Time
1st	URI	Leonard 38 pass from Cassidy (Feinstein kick)	13:51
1st	W&M	Grimes 12 run (Pate kick)	10:08
2nd	URI	Feinstein 40 field goal	1:39
3rd	W&M	McAulay 18 pass from Phillips (Pate kick)	13:23
3rd	W&M	Marriner 8 run (Pate kick)	8:33
3rd	URI	Cassidy 1 run (Feinstein kick)	3:16
4th	W&M	Pate 37 field goal	13:29
4th	W&M	Caldwell 62 interception return (Pate kick)	10:12
4th	W&M	Pate 39 field goal	4:57
4th	URI	Del Grosso 4 pass from Cassidy (Feinstein kick)	1:19

	URI	W&M
First Downs	22	19
Rushes - Yards	32-114	32-161
Att-Cmp-Int	41-27-3	24-15-1
Pass Yards	225	207
Total Offense	339	368
Total Plays	73	56
Fumbles - Lost	1-0	2-2
3rd Down Conv.	8-15	6-12
Penalties - Yards	5-37	4-32
Sacks by - Yards	2-16	1-2
Time of Possession	35:34	24:26

Rushing - W&M: Grimes 19-111 (TD), Phillips 9-32, Marriner 3-15 (TD), Holmes 1-3. **URI:** Cassidy 15-59 (TD), Hughes 14-48, Johnson-Farrell 1-6, Lawrence 2-1.

Passing - W&M: Phillips 15-24-1, 207 (TD). **URI:** Cassidy 27-41-3 (2 TD).

Receiving - W&M: Hill 5-55, McAulay 3-33 (TD), Conyers 2-22, Mack 1-31, Gottlieb 1-30, Marriner 1-14, Varno 1-12, Grimes 1-10. **URI:** Hughes 9-69, Leonard 4-71 (TD), Johnson-Farrell 3-27, Del Grosso 3-25 (TD), Bellini 2-13, Scott 2-10, Wilson 1-9, Evans 1-6, Smalls 1-0, Lawrence 1-<-5>.

Defense - W&M: Trantin 13 (9 solo, INT, FF, TFL), Pigram 11 (8 solo, 2 PBU, TFL), Caldwell 11 (7 solo, INT), Cottingham 7 (6 solo), Francks 6 (INT), Livingston 5 (4 solo), Tracy 3 (0.5 sack), Pradhanang 3 (0.5 sack).

Attendance: 9,383; **Time:** 2:52; **Weather:** 65, Cloudy, Light Rain

TOWSON, Md. (11/1/08) -- The No. 16/19 William and Mary football team limited Towson to just seven yards of total offense in the second half as it extended its winning streak to four games with a 34-14 victory at Unitas Stadium.

After trailing 14-7 at halftime, the College outscored the Tigers 27-0 following the intermission. In addition to limiting TU to just seven yards of total offense in the final two quarters, W&M also came up with a pair of second half interceptions and recovered a fumble. Offensively, the Tribe totaled 296 yards of total offense in the second half and dominated time of possession, 21:01 to 8:59.

W&M was led by senior quarterback Jake Phillips, who completed 21-of-33 passes for 265 yards and threw three touchdowns. True freshman running back Jonathan Grimes also had a big afternoon and finished the contest with 96 yards rushing on 20 carries with a touchdown.

The Tribe's only score of the first half came on a 65-yard touchdown pass from Phillips to D.J. McAulay on its first possession. TU's scored a pair of second quarter touchdowns, including one on a 44-yard pass from Sean Schaefer to Tommy Breaux with just four seconds left in the half.

W&M scored a pair of touchdowns on its first two possessions of the second half to take a 21-14 lead. The first scored came on a 19-yard pass from Phillips to Chase Hill with 10:54 showing in the third quarter, while Phillips found Rob Varno on a 17-yard scoring strike a little more than a minute later.

Brian Pate added a pair of field goals, coming from 29 and 39 yards, later in the quarter to help the College build a 27-14 advantage.

Following an interception by safety Michael Alvarado, the Green and Gold marched 49 yards on seven plays and scored its final touchdown when Grimes found the end zone from three yards out with 9:20 remaining in the contest.

	1	2	3	4	Final
William and Mary	7	0	20	7	34
Towson	0	14	0	0	14

Scoring Summary

Qtr	Team	Score	Time
1st	W&M	McAulay 65 pass from Phillips (Pate kick)	12:46
2nd	TU	Godlasky 27 pass from Schaefer (Bencivengo kick)	11:14
2nd	TU	Breaux 44 pass from Schaefer (Bencivengo kick)	0:04
3rd	W&M	Hill 19 pass from Phillips (Pate kick)	10:54
3rd	W&M	Varno 17 pass from Phillips (Pate kick)	9:47
3rd	W&M	Pate 29 field goal	5:13
3rd	W&M	Pate 39 field goal	2:55
4th	W&M	Grimes 3 run (Pate kick)	9:20

	W&M	TU
First Downs	26	12
Rushes - Yards	45-239	23-43
Att-Cmp-Int	33-21-1	33-22-2
Pass Yards	265	195
Total Offense	504	238
Total Plays	78	56
Fumbles - Lost	1-0	1-1
3rd Down Conv.	4-13	2-14
Penalties - Yards	5-55	4-30
Sacks by - Yards	3-22	2-15
Time of Possession	34:42	25:18

Rushing - W&M: Grimes 20-96 (TD), Marriner 8-52, Phillips 10-50, Riggins 4-25, Holmes 2-12, Archer 1-4. **TU:** Castor 11-57, Newsom 1-10, Rouson 2-5, Kinchen 1-1, Peterson 1-<-13>, Schaefer 7-<-17>.

Passing - W&M: Phillips 21-33-1, 265 (3TD). **TU:** Schaefer 21-32-2 (2TD), Shears 1-1-0, 9.

Receiving - W&M: Varno 5-67 (TD), Grimes 5-23, Hill 3-28 (TD), Conyers 3-28, McAulay 2-96 (TD), 1-12, Dohse 1-8, Gottlieb 1-3. **TU:** Breaux 4-65 (TD), Cegles 4-23, Lee 4-18, Moore 4-15, Godlasky 2-34 (TD), Holmes 2-27, Atwood 1-9, Rouson 1-4.

Defense - W&M: Cox 7 (6 solo, INT), Trantin 7 (4 solo), Francks 7 (3 solo), Tracy 5 (3 solo, 1.5 sacks), Lissemore 4 (3 solo, sack, 2.0 TFL), Alvarado 4 (INT).

Attendance: 3,168 **Time:** 2:57; **Weather:** 64, Sunny

2008 William and Mary Football
W&M Overall Team Statistics (as of Nov 02, 2008)
All games

TEAM STATISTICS	W&M	OPP
SCORING.....	279	176
Points Per Game.....	34.9	22.0
FIRST DOWNS.....	177	132
Rushing.....	78	66
Passing.....	90	58
Penalty.....	9	8
RUSHING YARDAGE.....	1425	1126
Yards gained rushing.....	1595	1379
Yards lost rushing.....	170	253
Rushing Attempts.....	276	308
Average Per Rush.....	5.2	3.7
Average Per Game.....	178.1	140.8
TDs Rushing.....	13	11
PASSING YARDAGE.....	1991	1336
Att-Comp-Int.....	255-159-12	240-144-14
Average Per Pass.....	7.8	5.6
Average Per Catch.....	12.5	9.3
Average Per Game.....	248.9	167.0
TDs Passing.....	19	11
TOTAL OFFENSE.....	3416	2462
Total Plays.....	531	548
Average Per Play.....	6.4	4.5
Average Per Game.....	427.0	307.8
KICK RETURNS: #-YARDS.....	29-644	40-821
PUNT RETURNS: #-YARDS.....	18-111	12-121
INT RETURNS: #-YARDS.....	14-209	12-106
KICK RETURN AVERAGE.....	22.2	20.5
PUNT RETURN AVERAGE.....	6.2	10.1
INT RETURN AVERAGE.....	14.9	8.8
FUMBLES-LOST.....	13-10	10-4
PENALTIES-YARDS.....	36-332	51-416
Average Per Game.....	41.5	52.0
PUNTS-YARDS.....	34-1356	49-1936
Average Per Punt.....	39.9	39.5
Net punt average.....	36.3	37.2
TIME OF POSSESSION/GAME.....	29:04	30:56
3RD-DOWN CONVERSIONS.....	41/96	43/126
3rd-Down Pct.....	43%	34%
4TH-DOWN CONVERSIONS.....	4/6	7/12
4th-Down Pct.....	67%	58%
SACKS BY-YARDS.....	20-128	12-80
MISC YARDS.....	0	24
TOUCHDOWNS SCORED.....	36	22
FIELD GOALS-ATTEMPTS.....	9-11	7-14
PAT-ATTEMPTS.....	36-36	21-22
ATTENDANCE.....	40791	95066
Games/Avg Per Game.....	4/10198	4/23766
Neutral Site Games.....		0/0

SCORE BY QUARTERS	1st	2nd	3rd	4th	Total
W&M.....	45	41	107	86	- 279
Opponents.....	38	62	35	41	- 176

2008 William and Mary Football
W&M Overall Individual Statistics (as of Nov 02, 2008)
All games

RUSHING	GP	Att	Gain	Loss	Net	Avg	TD	Long	Avg/G
Jonathan Grimes	8	120	710	11	699	5.8	7	56	87.4
T. Riggins	6	35	288	2	286	8.2	0	53	47.7
Jake Phillips	7	49	260	74	186	3.8	2	21	26.6
C. Marriner	6	21	104	14	90	4.3	1	15	15.0
R.J. Archer	7	21	111	22	89	4.2	2	27	12.7
Thomas Schonder	3	7	59	5	54	7.7	1	33	18.0
DeBrian Holmes	6	14	45	4	41	2.9	0	9	6.8
Elliott Mack	7	1	11	0	11	11.0	0	11	1.6
D.J. McAulay	8	1	5	0	5	5.0	0	5	0.6
Ryan Woolfolk	5	1	2	0	2	2.0	0	2	0.4
TEAM	5	6	0	38	-38	-6.3	0	0	-7.6
Total.....	8	276	1595	170	1425	5.2	13	56	178.1
Opponents.....	8	308	1379	253	1126	3.7	11	64	140.8

PASSING	GP	Effic	Att-Cmp-Int	Pct	Yds	TD	Lng	Avg/G
Jake Phillips	7	146.14	209-134-11	64.1	1635	17	65	233.6
R.J. Archer	7	129.36	46-25-1	54.3	356	2	51	50.9
Total.....	8	143.12	255-159-12	62.4	1991	19	65	248.9
Opponents.....	8	110.22	240-144-14	60.0	1336	11	47	167.0

RECEIVING	GP	No.	Yds	Avg	TD	Long	Avg/G
Chase Hill	7	31	352	11.4	4	44	50.3
Jonathan Grimes	8	31	257	8.3	1	51	32.1
D.J. McAulay	8	28	513	18.3	8	65	64.1
Elliott Mack	7	25	404	16.2	3	44	57.7
Rob Varno	8	24	273	11.4	3	26	34.1
Terreon Conyers	8	6	62	10.3	0	15	7.8
T. Riggins	6	3	32	10.7	0	15	5.3
C. Marriner	6	3	28	9.3	0	14	4.7
Alex Gottlieb	6	2	33	16.5	0	30	5.5
Cameron Dohse	5	2	18	9.0	0	10	3.6
DeBrian Holmes	6	2	15	7.5	0	9	2.5
Ryan Woolfolk	5	1	3	3.0	0	3	0.6
Jimmy Hobson	8	1	1	1.0	0	1	0.1
Total.....	8	159	1991	12.5	19	65	248.9
Opponents.....	8	144	1336	9.3	11	47	167.0

PUNT RETURNS	No.	Yds	Avg	TD	Long
Elliott Mack	8	71	8.9	0	15
Derek Cox	7	27	3.9	0	16
S. Alexander	1	5	5.0	0	0
David Caldwell	1	7	7.0	0	0
David Houff	1	1	1.0	0	3
Total.....	18	111	6.2	0	16
Opponents.....	12	121	10.1	0	19

INTERCEPTIONS	No.	Yds	Avg	TD	Long
Derek Cox	3	87	29.0	1	45
M. Alvarado	2	4	2.0	0	4
David Houff	2	32	16.0	0	28
Evan Francks	1	9	9.0	0	9
R. Livingston	1	0	0.0	0	0
Jake Trantin	1	0	0.0	0	0
David Caldwell	1	62	62.0	1	62
Josh Rutter	1	9	9.0	0	9
Fred Johnson	1	0	0.0	0	0
Ben Cottingham	1	6	6.0	0	6
Total.....	14	209	14.9	2	62
Opponents.....	12	106	8.8	0	47

KICK RETURNS	No.	Yds	Avg	TD	Long
Jonathan Grimes	14	363	25.9	1	97
David Caldwell	7	153	21.9	0	29
DeBrian Holmes	3	42	14.0	0	18
Elliott Mack	2	33	16.5	0	18
Terrell Wells	2	45	22.5	0	26
Alex Gottlieb	1	8	8.0	0	8
Total.....	29	644	22.2	1	97
Opponents.....	40	821	20.5	0	40

FUMBLE RETURNS	No.	Yds	Avg	TD	Long
David Caldwell	0	0	0.0	1	0
Total.....	0	0	0.0	1	0
Opponents.....	3	24	8.0	0	13

2008 William and Mary Football
W&M Overall Individual Statistics (as of Nov 02, 2008)
All games

SCORING	----- PATs -----									TOTAL OFFENSE		G Plays Rush Pass Total Avg/G				
	TD	FGs	Kick	Rush	Rcv	Pass	DXP	Saf	Points							
Brian Pate	0	9-11	31-31	0-0	0	0-0	0	0	58	Jake Phillips	7	258	186	1635	1821	260.1
Jonathan Grimes	9	0-0	0-0	0-0	0	0-0	0	0	54	Jonathan Grimes	8	120	699	0	699	87.4
D.J. McAulay	8	0-0	0-0	0-0	0	0-0	0	0	48	R.J. Archer	7	67	89	356	445	63.6
Chase Hill	4	0-0	0-0	0-0	0	0-0	0	0	24	T. Riggins	6	35	286	0	286	47.7
Elliott Mack	3	0-0	0-0	0-0	0	0-0	0	0	18	C. Marriner	6	21	90	0	90	15.0
Rob Varno	3	0-0	0-0	0-0	0	0-0	0	0	18	Thomas Schonder	3	7	54	0	54	18.0
Jake Phillips	2	0-0	0-0	0-0	0	0-0	0	0	12	DeBrian Holmes	6	14	41	0	41	6.8
David Caldwell	2	0-0	0-0	0-0	0	0-0	0	0	12	Elliott Mack	7	1	11	0	11	1.6
R.J. Archer	2	0-0	0-0	0-0	0	0-0	0	0	12	D.J. McAulay	8	1	5	0	5	0.6
Thomas Schonder	1	0-0	0-0	0-0	0	0-0	0	0	6	Ryan Woolfolk	5	1	2	0	2	0.4
C. Marriner	1	0-0	0-0	0-0	0	0-0	0	0	6	TEAM	5	6	-38	0	-38	-7.6
Derek Cox	1	0-0	0-0	0-0	0	0-0	0	0	6	Total.....	8	531	1425	1991	3416	427.0
David Miller	0	0-0	5-5	0-0	0	0-0	0	0	5	Opponents.....	8	548	1126	1336	2462	307.8
Total.....	36	9-11	36-36	0-0	0	0-0	0	0	279							
Opponents.....	22	7-14	21-22	0-0	0	0-0	0	1	176							

FIELD GOALS	FGM-FGA	Pct	01-19	20-29	30-39	40-49	50-99	Lg	Blk
Brian Pate	9-11	81.8	0-0	1-1	6-7	2-3	0-0	43	1

FG SEQUENCE	W&M	OPPONENTS
NC State	(43)	(39), (33)
VMI	(42)	(38), 43
Norfolk State	-	(45), 50
Villanova	32	38, (23)
New Hampshire	(32)	28, 44
Delaware	(32), (33)	35, (32)
Rhode Island	(37), (39)	(40)
Towson	41, (29), (39)	35

Numbers in (parentheses) indicate field goal was made.

PUNTING	No.	Yds	Avg	Long	TB	FC	I20	Blkd
David Miller	33	1356	41.1	59	7	4	8	1
TEAM	1	0	0.0	0	0	0	0	0
Total.....	34	1356	39.9	59	7	4	8	1
Opponents.....	49	1936	39.5	62	2	11	16	1

KICKOFFS	No.	Yds	Avg	TB	OB	Retn	Net	YdLn
Brian Pate	44	2598	59.0	2	5			
David Miller	6	328	54.7	0	0			
Total.....	50	2926	58.5	2	5	861	41.3	28
Opponents.....	36	2200	61.1	6	0	764	39.9	30

2008 William and Mary Football
W&M Overall Individual Statistics (as of Nov 02, 2008)
All games

ALL PURPOSE	G	Rush	Rec	PR	KOR	IR	Tot	Avg/G
Jonathan Grimes	8	699	257	0	363	0	1319	164.9
Elliott Mack	7	11	404	71	33	0	519	74.1
D.J. McAulay	8	5	513	0	0	0	518	64.8
Chase Hill	7	0	352	0	0	0	352	50.3
T. Riggins	6	286	32	0	0	0	318	53.0
Rob Varno	8	0	273	0	0	0	273	34.1
David Caldwell	8	0	0	7	153	62	222	27.8
Jake Phillips	7	186	0	0	0	0	186	26.6
C. Marriner	6	90	28	0	0	0	118	19.7
Derek Cox	8	0	0	27	0	87	114	14.2
DeBrian Holmes	6	41	15	0	42	0	98	16.3
R.J. Archer	7	89	0	0	0	0	89	12.7
Terreon Conyers	8	0	62	0	0	0	62	7.8
Thomas Schonder	3	54	0	0	0	0	54	18.0
Terrell Wells	3	0	0	0	45	0	45	15.0
Alex Gottlieb	6	0	33	0	8	0	41	6.8
David Houff	8	0	0	1	0	32	33	4.1
Cameron Dohse	5	0	18	0	0	0	18	3.6
Josh Rutter	6	0	0	0	0	9	9	1.5
Evan Francks	8	0	0	0	0	9	9	1.1
Ben Cottingham	7	0	0	0	0	6	6	0.9
Ryan Woolfolk	5	2	3	0	0	0	5	1.0
S. Alexander	8	0	0	5	0	0	5	0.6
M. Alvarado	8	0	0	0	0	4	4	0.5
Jimmy Hobson	8	0	1	0	0	0	1	0.1
TEAM	5	-38	0	0	0	0	-38	-7.6
Total.....	8	1425	1991	111	644	209	4380	547.5
Opponents.....	8	1126	1336	121	821	106	3510	438.8

2008 William and Mary Football
W&M Overall Defensive Statistics (as of Nov 02, 2008)
All games

DEFENSIVE LEADERS	-----Tackles-----					-Sacks-	---Pass Def---			-Fumbles-		Blkd	
	GP	Solo	Ast	Total	TFL/Yds		No-Yds	Int-Yds	BrUp	QBH	Rcv-Yds	FF	Kick
6 David Caldwell	8	34	19	53	5.5-33	1.0-9	1-62	1	.	1-0	1	.	.
44 Josh Rutter	6	27	22	49	5.5-20	1.0-3	1-9	2	.	.	1	.	.
97 Adrian Tracy	8	28	20	48	14.0-66	8.5-55	.	1	6	.	.	1	.
32 Jake Trantin	8	29	19	48	5.5-14	0.5-4	1-0	3	1	.	2	.	.
5 Michael Pigram	8	23	14	37	3.5-10	.	.	2	1	1-0	.	.	.
21 Evan Francks	8	15	20	35	2.0-3	.	1-9	.	.	1-0	.	.	.
93 Sean Lissemore	8	11	18	29	3.5-24	2.0-10
37 Derek Cox	8	23	6	29	2.0-8	.	3-87	3
26 M. Alvarado	8	15	13	28	1.0-3	.	2-4	2	.	.	.	1	.
24 Ben Cottingham	7	18	6	24	.	.	1-6	.	.	1-0	.	.	.
42 Fred Johnson	6	8	14	22	.	.	1-0	3
92 Michael Stover	8	9	12	21	4.5-13	1.5-8	.	1
17 R. Livingston	6	13	7	20	.	.	1-0
95 C.J. Herbert	8	12	8	20	4.5-21	2.0-14	.	1	1	.	1	.	.
99 H. Robertson	8	7	12	19	0.5-0
40 Kyle O'Brien	8	8	7	15
50 Todd Reyher	8	10	5	15
22 David Houff	8	11	3	14	.	.	2-32
52 Marcus Hyde	6	7	4	11	2.5-15	2.0-15	.	.	1
94 R. Pradhanang	6	5	6	11	1.0-1	0.5-1	.	1
41 S. Alexander	8	3	3	6	1	.
36 Nick Downey	3	2	3	5
15 Chase Hill	7	4	.	4
96 Daniel Pulley	6	1	3	4	1.0-9	1.0-9
38 Terrell Wells	3	3	.	3	1.0-1	.	.	1
48 Wes Steinman	1	.	3	3	0.5-3
68 James Pagliaro	2	1	1	2
16 R.J. Archer	7	2	.	2
29 James Neal	3	1	1	2
11 Jake Phillips	7	1	.	1
43 Jimmy Hobson	8	.	1	1
83 Gareth Hissong	8	.	1	1
72 Keith Hill, Jr.	8	1	.	1
66 Derek Toon	5	1	.	1
23 T. Riggins	6	1	.	1
4 D.J. McAulay	8	1	.	1
31 Jake O'Connor	6	1	.	1
56 C.J. Muse	8	1	.	1
80 Brian Pate	8	.	1	1
2 Elliott Mack	7	1	.	1
Total.....	8	338	252	590	58-244	20-128	14-209	21	10	4-0	5	3	.
Opponents.....	8	304	248	552	38-136	12-80	12-106	30	5	10-24	8	2	1

2008 William and Mary Football
W&M Combined Team Statistics (as of Nov 02, 2008)
All games

RECORD:	OVERALL	HOME	AWAY	NEUTRAL
ALL GAMES.....	(6-2-0)	(3-1-0)	(3-1-0)	(0-0-0)
CONFERENCE.....	(4-1-0)	(1-1-0)	(3-0-0)	(0-0-0)
NON-CONFERENCE.....	(2-1-0)	(2-0-0)	(0-1-0)	(0-0-0)

DATE	OPPONENT	W/L	SCORE	ATTEND
Sep 06, 2008	at NC State	L	24-34	56694
Sep 13, 2008	VMI	W	52-17	10624
Sep 20, 2008	NORFOLK STATE	W	42-12	10152
*Oct 04, 2008	#14 VILLANOVA	L	28-38	10632
*Oct 11, 2008	at #4 New Hampshire	W	38-34	13255
*Oct 18, 2008	at Delaware	W	27-3	21949
*Oct 25, 2008	RHODE ISLAND	W	34-24	9383
*Nov 01, 2008	at Towson	W	34-14	3168

* denotes conference game

RUSHING	GP	Att	Gain	Loss	Net	Avg	TD	Long	Avg/G
Jonathan Grimes	8	120	710	11	699	5.8	7	56	87.4
T. Riggins	6	35	288	2	286	8.2	0	53	47.7
Jake Phillips	7	49	260	74	186	3.8	2	21	26.6
C. Marriner	6	21	104	14	90	4.3	1	15	15.0
R.J. Archer	7	21	111	22	89	4.2	2	27	12.7
Thomas Schonder	3	7	59	5	54	7.7	1	33	18.0
DeBrian Holmes	6	14	45	4	41	2.9	0	9	6.8
Elliott Mack	7	1	11	0	11	11.0	0	11	1.6
D.J. McAulay	8	1	5	0	5	5.0	0	5	0.6
Ryan Woolfolk	5	1	2	0	2	2.0	0	2	0.4
TEAM	5	6	0	38	-38	-6.3	0	0	-7.6
Total.....	8	276	1595	170	1425	5.2	13	56	178.1
Opponents.....	8	308	1379	253	1126	3.7	11	64	140.8

PASSING	GP	Effic	Att-Cmp-Int	Pct	Yds	TD	Lng	Avg/G
Jake Phillips	7	146.14	209-134-11	64.1	1635	17	65	233.6
R.J. Archer	7	129.36	46-25-1	54.3	356	2	51	50.9
Total.....	8	143.12	255-159-12	62.4	1991	19	65	248.9
Opponents.....	8	110.22	240-144-14	60.0	1336	11	47	167.0

RECEIVING	GP	No.	Yds	Avg	TD	Long	Avg/G
Chase Hill	7	31	352	11.4	4	44	50.3
Jonathan Grimes	8	31	257	8.3	1	51	32.1
D.J. McAulay	8	28	513	18.3	8	65	64.1
Elliott Mack	7	25	404	16.2	3	44	57.7
Rob Varno	8	24	273	11.4	3	26	34.1
Terreon Conyers	8	6	62	10.3	0	15	7.8
T. Riggins	6	3	32	10.7	0	15	5.3
C. Marriner	6	3	28	9.3	0	14	4.7
Alex Gottlieb	6	2	33	16.5	0	30	5.5
Cameron Dohse	5	2	18	9.0	0	10	3.6
DeBrian Holmes	6	2	15	7.5	0	9	2.5
Ryan Woolfolk	5	1	3	3.0	0	3	0.6
Jimmy Hobson	8	1	1	1.0	0	1	0.1
Total.....	8	159	1991	12.5	19	65	248.9
Opponents.....	8	144	1336	9.3	11	47	167.0

FIELD GOALS	FGM-FGA	Pct	01-19	20-29	30-39	40-49	50-99	Lg	Blk
Brian Pate	9-11	81.8	0-0	1-1	6-7	2-3	0-0	43	1

SCORING	TD	FGs	Kick	PATs				Points	
				Rush	Rcv	Pass	DXP	Saf	
Brian Pate	0	9-11	31-31	0-0	0	0-0	0	0	58
Jonathan Grimes	9	0-0	0-0	0-0	0	0-0	0	0	54
D.J. McAulay	8	0-0	0-0	0-0	0	0-0	0	0	48
Chase Hill	4	0-0	0-0	0-0	0	0-0	0	0	24
Rob Varno	3	0-0	0-0	0-0	0	0-0	0	0	18
Elliott Mack	3	0-0	0-0	0-0	0	0-0	0	0	18
David Caldwell	2	0-0	0-0	0-0	0	0-0	0	0	12
R.J. Archer	2	0-0	0-0	0-0	0	0-0	0	0	12
Jake Phillips	2	0-0	0-0	0-0	0	0-0	0	0	12
Derek Cox	1	0-0	0-0	0-0	0	0-0	0	0	6
C. Marriner	1	0-0	0-0	0-0	0	0-0	0	0	6
Thomas Schonder	1	0-0	0-0	0-0	0	0-0	0	0	6
David Miller	0	0-0	5-5	0-0	0	0-0	0	0	5
Total.....	36	9-11	36-36	0-0	0	0-0	0	0	279
Opponents.....	22	7-14	21-22	0-0	0	0-0	0	1	176

TEAM STATISTICS	W&M	OPP
FIRST DOWNS.....	177	132
Rushing.....	78	66
Passing.....	90	58
Penalty.....	9	8
RUSHING YARDAGE.....	1425	1126
Yards gained rushing...	1595	1379
Yards lost rushing....	170	253
Rushing Attempts.....	276	308
Average Per Rush.....	5.2	3.7
Average Per Game.....	178.1	140.8
TDs Rushing.....	13	11
PASSING YARDAGE.....	1991	1336
Att-Comp-Int.....	255-159-12	240-144-14
Average Per Pass.....	7.8	5.6
Average Per Catch.....	12.5	9.3
Average Per Game.....	248.9	167.0
TDs Passing.....	19	11
TOTAL OFFENSE.....	3416	2462
Total Plays.....	531	548
Average Per Play.....	6.4	4.5
Average Per Game.....	427.0	307.8
KICK RETURNS: #-YARDS....	29-644	40-821
PUNT RETURNS: #-YARDS....	18-111	12-121
INT RETURNS: #-YARDS....	14-209	12-106
FUMBLES-LOST.....	13-10	10-4
PENALTIES-YARDS.....	36-332	51-416
PUNTS-AVG.....	34-39.9	49-39.5
TIME OF POSSESSION/GAME..	29:04	30:56
3RD-DOWN CONVERSIONS....	41/96	43/126
4TH-DOWN CONVERSIONS....	4/6	7/12

INTERCEPTIONS	No.	Yds	Avg	TD	Long
Derek Cox	3	87	29.0	1	45
David Houff	2	32	16.0	0	28
M. Alvarado	2	4	2.0	0	4
David Caldwell	1	62	62.0	1	62
Fred Johnson	1	0	0.0	0	0
R. Livingston	1	0	0.0	0	0
Evan Francks	1	9	9.0	0	9
Jake Trantin	1	0	0.0	0	0
Ben Cottingham	1	6	6.0	0	6
Josh Rutter	1	9	9.0	0	9
Total.....	14	209	14.9	2	62
Opponents.....	12	106	8.8	0	47

PUNTING	No.	Yds	Avg	Long	TB	FC	I20	Blkd
David Miller	33	1356	41.1	59	7	4	8	1
TEAM	1	0	0.0	0	0	0	0	0
Total.....	34	1356	39.9	59	7	4	8	1
Opponents.....	49	1936	39.5	62	2	11	16	1

PUNT RETURNS	No.	Yds	Avg	TD	Long
Elliott Mack	8	71	8.9	0	15
Derek Cox	7	27	3.9	0	16
S. Alexander	1	5	5.0	0	0
David Houff	1	1	1.0	0	3
David Caldwell	1	7	7.0	0	0
Total.....	18	111	6.2	0	16
Opponents.....	12	121	10.1	0	19

KICK RETURNS	No.	Yds	Avg	TD	Long
Jonathan Grimes	14	363	25.9	1	97
David Caldwell	7	153	21.9	0	29
DeBrian Holmes	3	42	14.0	0	18
Elliott Mack	2	33	16.5	0	18
Terrell Wells	2	45	22.5	0	26
Alex Gottlieb	1	8	8.0	0	8
Total.....	29	644	22.2	1	97
Opponents.....	40	821	20.5	0	40