



2007 SEASON REVIEW

COURTLAND MARRINER





A LOOK BACK

2007 SEASON REVIEW

2007 Tribe Football Results

Overall: 4-7 CAA: 2-6 Home: 2-3 Away: 2-4

Date	Opponent	Location	Result	Attendance
Aug. 30	#19 Delaware	Williamsburg, Va.	L, 49-31	11,639
Sept. 8	at VMI	Lexington, Va.	W, 63-16	6,830
Sept. 15	Liberty	Williamsburg, Va.	W, 48-41 (ot)	9,329
Sept. 22	at #17 Virginia Tech	Blacksburg, Va.	L, 44-3	66,233
Sept. 29	Towson	Williamsburg, Va.	W, 27-22	10,094
Oct. 6	at Villanova	Villanova, Pa.	L, 63-24	8,721
Oct. 13	at Maine	Orono, Maine	W, 21-20	7,122
Oct. 27	#4 Massachusetts	Williamsburg, Va.	L, 48-34	10,178
Nov. 3	at #20 Hofstra	Hempstead, N.Y.	L, 38-14	3,151
Nov. 10	#16 James Madison	Williamsburg, Va.	L, 55-34	12,259
Nov. 16	at #7 Richmond	Richmond, Va.	L, 31-20	7,652

2007 Season Honor Roll

Sports Network All-America Team

Drew Atchison, TE - Honorable Mention

East-West Shrine Game Participant

Drew Atchison, TE

All-CAA Football Conference Team Selections

Derek Cox, DB - Third Team
 Jake Phillips, QB - Third Team
 Elliott Mack, WR - Third Team
 Brad Stewart, OL - Third Team

All-State (VaSID)

Drew Atchison, TE - Second Team

CAA Football Academic All-Conference Team

Sheldon Alexander, DB
 Graham Falbo, FB
 Luke Hiteshow, OL
 Tim Kelley, OL
 Eric O'Brien, OL
 Brian Pate, PK
 Tom Schonder, RB

CAA Defensive Player of the Week

Derek Cox - Oct. 1

CAA Special Teams Player of the Week

Brian Pate - Sept. 17

CAA Rookie of the Week

Cameron Dohse - Oct. 15

Quarterback Club Players of the Week

Delaware

O: Jake Phillips, QB
 D: Derek Cox, DB
 ST: Fred Johnson, DB

Maine

O: Cameron Dohse, WR
 D: Adrian Tracy, DE
 ST: Tony Viola, RB

VMI

O: Jake Phillips, QB
 D: David Caldwell, DB
 ST: Brian Pate, PK

UMass

O: Brent Cochran, OL
 D: Michael Pigram, LB

Liberty

O: DeBrian Holmes, RB
 D: Josh Rutter, LB
 ST: R.J. Archer, WR/HO

Hofstra

O: Courtland Marriner, RB
 D: Sean Lissemore, DL

Virginia Tech

O: Drew Atchison, TE
 D: Adrian Tracy, DE
 ST: David Caldwell, KR

James Madison

O: Jake Phillips, QB
 D: Evan Francks, LB

Towson

O: Brad Stewart, OL
 D: Robert Livingston, DB
 ST: Rob Varno, TE

Richmond

O: Elliott Mack, WR
 D: Ben Cottingham, DB
 ST: Thomas Schonder, RB

Villanova

O: Jake Phillips, QB
 D: Michael Pigram, LB

O: Offense

D: Defense

ST: Special Teams



GAME	William & Mary 31 No. 19 Delaware 49
1	Aug. 30, 2007 Zable Stadium • Williamsburg, Va.

WILLIAMSBURG (8/30/07) -- Omar Cuff tied a NCAA FCS record with seven touchdowns, including six rushing, to lead the 19th-ranked Blue Hens past W&M, 49-31, in the inaugural CAA Football game at Zable Stadium.

Despite a school-record 433 passing yards from Tribe quarterback Jake Phillips, the Delaware stole the show with a powerful offensive attack. Cuff ran for a career-high 244 yards and school-record six touchdowns on 30 attempts and also set a school record with seven total touchdowns, which included a 19-yard scoring catch from Joe Flacco.

Flacco completed 19 of 23 attempts for 202 yards with the one scoring pass to Cuff.

Cuff's six rushing touchdowns, and seven overall, were both conference records.

Phillips connected on 26 of 41 attempts with two touchdowns, surpassing the previous school record of 426 passing yards set by David Corley, Jr. against Northeastern in 2000.

D.J. McAulay finished with seven receptions for a career-high 162 yards and a touchdown, and tight Drew Atchison finished with six catches for a career-best 139 yards and a score.

DeBrian Holmes rushed for 53 yards, and Phillips added 29 yards rushing and a touchdown. W&M finished with 542 total yards of offense.

Terrell Wells scored on a 28-yard fumble return for the Tribe in the fourth.

	1	2	3	4	Final
Delaware	0	21	7	21	49
William and Mary	3	0	7	21	31

Scoring Summary

Qtr	Team	Score	Time
1st	W&M	FG Pate 20	3:59
2nd	UD	Cuff 1 run (Striefsky kick)	14:57
	UD	Cuff 38 run (Striefsky kick)	10:51
	UD	Cuff 1 run (Striefsky kick)	2:09
3rd	W&M	Atchison 50 pass from Phillips (Pate kick)	12:53
	UD	Cuff 2 run (Striefsky kick)	9:08
4th	UD	Cuff 20 run (Striefsky kick)	14:54
	W&M	Phillips 1 run (Pate kick)	14:21
	UD	Cuff 19 pass from Flacco (Striefsky kick)	12:47
	W&M	McAulay 17 pass from Phillips (Pate kick)	11:13
	UD	Cuff 10 run (Striefsky kick)	9:06
	W&M	Wells 28 fumble return (Pate kick)	5:17

	W&M	UD
First Downs	26	26
Rushes - Yards	33-109	46-281
Att-Cmp-Int	42-26-0	23-19-0
Pass Yards	433	202
Total Offense	542	483
Total Plays	75	69
Fumbles - Lost	1-0	1-1
3rd Down Conv.	4-14	7-10
Penalties - Yards	7-67	4-45
Sacks by - Yards	1-7	3-13
Time of Possession	30:05	29:55

Rushing - W&M: Holmes 17-53, Phillips 11-29 (TD), Marriner 4-21, McAulay 1-6. **UD:** Cuff 30-244 (6 TD), Michaud 7-39, Broyles 6-8, TEAM 1-(-3), Flacco 2-(-7).

Passing - W&M: Phillips 41-26-0, 433, 2 TD. **UD:** Flacco 23-19-0, 202, TD.

Receiving - W&M: McAulay 7-162 (TD), Atchison 6-139 (TD), Archer 5-58, Mack 4-53, Holmes 2-20, Otey 1-10, Marriner 1-(-9). **UD:** Michaud 5-75, Cuff 4-52 (TD), Mackey 2-19, Baker 2-14, Heydt 2-12, Agnone 2-8, Crosby 1-14, Love 1-8.

Defense - W&M: Pigram 13 (5 solo, TFL), Rutter 11, Livingston 10 (5 solo), Horvath 6 (FF, TFL, 4 solo), Cox 6, Lissemore 3 (TFL, sack), Wells 1 (28-yard FR for TD).

Attendance: 11,639; **Time:** 3:22; **Weather:** 80, Partly Cloudy

GAME	William & Mary 63 VMI 16
2	Sept. 8, 2007 Foster Stadium • Lexington, Va.

LEXINGTON, Va. (9/8/07) -- Jake Phillips and DeBrian Holmes paced a near flawless first-half offensive performance to help lead William and Mary to a 63-16 victory over VMI at Foster Stadium.

The Tribe picked up its first win of the season and 22nd consecutive victory over the Keydets in a series that dates back to 1905.

Phillips completed 13 of his 15 first-half attempts for 242 yards and three touchdowns, and Holmes rushed for three scores, as the Tribe raced out to a 42-10 halftime edge.

W&M went on to record over 500 yards of total offense for the second time in as many games, finishing with 524 to VMI's 271.

Cameron Dohse had four catches for 77 yards and a touchdown in his first start, and Elliott Mack recorded four receptions for 73 yards and a score.

Courtland Marriner led the ground attack with a career-high 107 yards and a touchdown on 13 attempts. Tony Viola and Thomas Schonder added rushing touchdowns for the Tribe.

David Caldwell led a solid defensive effort, collecting a career-best 15 total tackles, including nine solo stops and 1.5 tackles for loss. Josh Rutter recovered a pair of fumbles, and Evan Francks had a sack.

Brian Pate connected on all nine of his point-after attempts, setting a school record for extra points in a single game.

	1	2	3	4	Final
William and Mary	14	28	7	14	63
VMI	3	7	0	6	16

Scoring Summary

Qtr	Team	Score	Time
1st	VMI	FG Sweeney 24	10:52
	W&M	Holmes 8 run (Pate kick)	7:54
	W&M	Holmes 4 run (Pate kick)	3:34
2nd	W&M	Mack 31 pass from Phillips (Pate kick)	13:20
	VMI	Abegesah 23 run (Sweeney kick)	11:26
	W&M	Holmes 4 run (Pate kick)	9:15
	W&M	Atchison 2 pass from Phillips (Pate kick)	2:16
	W&M	Dohse 22 pass from Phillips (Pate kick)	0:22
3rd	W&M	Marriner 10 run (Pate kick)	4:19
4th	VMI	Jackson 1 run (Kick blocked)	14:08
	W&M	Schonder 6 run (Pate kick)	8:37
	W&M	Viola 4 run (Pate kick)	1:48

	W&M	VMI
First Downs	31	17
Rushes - Yards	47-249	58-249
Att-Cmp-Int	21-18-0	5-3-0
Pass Yards	275	22
Total Offense	524	271
Total Plays	68	63
Fumbles - Lost	2-1	3-2
3rd Down Conv.	4-7	2-12
Penalties - Yards	0-0	2-10
Sacks by - Yards	2-9	0-0
Time of Possession	27:41	32:19

Rushing - W&M: Marriner 13-107 (TD), Viola 12-56 (TD), Schonder 6-45 (TD), Holmes 9-42 (3 TD), Hobson 2-8, Mack 2-7, Phillips 2-(-4), D. Miller 1-(-12). **VMI:** Abegesah 9-80 (TD), Robinson 16-52, Jackson 6-34 (TD), Itoka 4-31, Rainey-Wiles 11-19, Hughes 8-18, Collins 2-8, Maypray 2-7.

Passing - W&M: Phillips 15-13-0, 242, 3 TD; Potts 6-5-0, 33. **VMI:** Robinson 4-2-0, 18; Hughes 1-1-0, 4.

Receiving - W&M: Dohse 4-77 (TD), Mack 4-73 (TD), Varno 2-53, Archer 2-46, Holmes 2-20, Conyers 1-7, Dill 1-4, Atchison 1-2 (TD), Marriner 1-(-7). **VMI:** Rainey-Wiles 1-18, Maypray 1-4, Jackson 1-0.

Defense - W&M: Caldwell 15 (9 solo, 1.5 TFL, FF, PBU), Livingston 9 (6 solo), Dewispeleare 8, Rutter 8 (2 FR), Lissemore 7, Horvath 6 (3 solo), Francks 5 (TFL, sack), Herbert 4 (Blocked PAT), Jones 1 (TFL, FF).

Attendance: 6,830; **Time:** 2:36; **Weather:** 91, Sunny, Warm

GAME	William & Mary 48 Liberty 41 (2 OT)
3	Sept. 15, 2007 Zable Stadium • Williamsburg, Va.

WILLIAMSBURG (9/15/07) -- Jake Phillips scored on a 1-yard dive, and the Tribe defense came up with a big stop in double-overtime to defeat Liberty, 48-41, at Zable Stadium.

Phillips' 15-yard touchdown pass to Drew Atchison in the first overtime sent the game into the second extra session.

Phillips completed 20 of 28 attempts for 335 yards and three touchdowns in total and finished with 19 yards rushing, including the 1-yard keeper that proved to be the game-winner.

Atchison finished with six catches for 103 yards, and Cameron Dohse (27 yards) and Elliott Mack (7 yards) also had touchdown receptions.

DeBrian Holmes rushed for 96 yards on 28 carries and scored twice on the ground. Tony Viola rushed for 57 yards on 15 attempts, mainly coming in an impressive second-half and overtime performance.

Brian Pate kicked a pair of field goals, including a key career-long 43-yarder as time expired in the first half, and was perfect on six PAT attempts.

Josh Rutter paced the defense with 15 total tackles, and David Caldwell and Derek Cox each had interceptions.

	1	2	3	4	OT1	OT2	Final
Liberty	7	6	6	15	7	0	41
William and Mary	0	17	7	10	7	7	48

Scoring Summary

Qtr	Team	Score	Time
1st	LU	Jennings 2 run (Greenbaum kick)	2:56
2nd	W&M	Holmes 8 run (Pate kick)	14:24
	LU	FG Greenbaum 37	8:06
	W&M	Dohse 27 pass from Phillips (Pate kick)	6:07
	LU	FG Greenbaum 31	0:39
	W&M	FG Pate 43	0:00
3rd	W&M	Holmes 5 run (Pate kick)	4:14
	LU	Bolden 13 pass from Smith (Rush failed)	1:48
4th	W&M	Mack 7 pass from Phillips (Pate kick)	13:28
	LU	Jennings 12 run (Greenbaum kick)	12:11
	W&M	FG Pate 19	7:12
	LU	Terrell 3 run (Jennings pass from Smith)	0:16
OT1	LU	Jennings 25 run (Greenbaum kick)	--
	W&M	Atchison 15 pass from Phillips (Pate kick)	--
OT2	W&M	Phillips 1 run (Pate kick)	--

	LU	W&M
First Downs	24	30
Rushes - Yards	37-182	48-171
Att-Cmp-Int	35-25-2	30-21-0
Pass Yards	203	353
Total Offense	385	524
Total Plays	74	78
Fumbles - Lost	0-0	1-1
3rd Down Conv.	7-15	6-11
Penalties - Yards	9-70	13-87
Sacks by - Yards	1-5	0-0
Time of Possession	29:14	30:46

Rushing - W&M: Holmes 23-96 (2 TD), Viola 15-57, Phillips 9-19 (TD), TEAM 1-(-1). **LU:** Jennings 28-114 (2 TD), Terrell 7-58 (TD), Smith 1-7, Jackson 1-3.

Passing - W&M: Phillips 28-20-0, 335, 3 TD; Potts 2-1-0, 18. **LU:** Smith 37-25-2, 202, 2 TD.

Receiving - W&M: Atchison 6-103 (TD), Mack 5-71 (TD), Archer 3-56, Dohse 2-67 (TD), Viola 2-14, Varno 1-20, Nicholas 1-17, Falbo 1-5. **LU:** Turner 8-55, Crawford 5-50, Jackson 4-41, Bolden 4-35 (TD), Jennings 3-14 (TD), Luck 1-8.

Defense - W&M: Rutter 15 (7 solo), Harris 11 (7 solo, PBU), Caldwell 8 (TFL, INT), Pigram 8 (PBU), Tracy 6 (TFL), Cox 3 (INT, PBU).

Attendance: 9,329; **Time:** 3:30; **Weather:** 79, Clear

GAME	William & Mary 3 No. 17 Virginia Tech 44
4	Sept. 22, 2007 Lane Stadium • Blacksburg, Va.

BLACKSBURG, Va. (9/22/07) -- Brandon Ore scored two first-half touchdowns, and the Virginia Tech defense and special teams each turned in big plays early to help the 17th-ranked Hokies cruise past William and Mary, 44-3, at Lane Stadium.

Virginia Tech went in front 6-0 on a pair of Jud Dunlevy field goals on its first two possessions, and Ore's 2-yard touchdown run extended the margin to 13-0.

Brandon Flowers returned an interception 49 yards for a touchdown, giving the Hokies a 20-0 edge, and Eddie Royal later returned a punt 60 yards for a touchdown to make it 34-0.

The Tribe, which saw its two-game winning streak snapped, scored its only points on a 22-yard field goal by Brian Pate.

Jake Phillips finished with 243 yards passing, completing 17-of-40 attempts, but was picked off three times. Drew Atchison was the Tribe's leading receiver with five catches for 81 yards. Joe Nicholas finished with 63 yards on two receptions, and R.J. Archer had three catches for 39 yards.

Against a stout defensive effort by the Tribe in the second half, Virginia Tech gained only 94 total yards and just four first downs. The Hokies finished with 287 total yards to the Tribe's 262.

Adrian Tracy recorded 3.0 tackles for loss, including one of the team's season-high four quarterback sacks. David Caldwell paced the Tribe with 10 total tackles, including one behind the line of scrimmage. Josh Rutter and Sean Lissemore also recorded sacks.

Thomas Schonder was the Tribe's leading rusher with 42 yards on nine carries, though W&M finished with a net of only five yards rushing.

	1	2	3	4	Final
William and Mary	0	3	0	0	3
Virginia Tech	27	14	3	0	44

Scoring Summary

Qtr	Team	Score	Time
1st	VT	FG Dunlevy 25	11:58
	VT	FG Dunlevy 27	7:37
	VT	Ore 2 run (Dunlevy kick)	4:47
	VT	Flowers 49 INT return (Dunlevy kick)	3:56
	VT	Lewis 8 run (Dunlevy kick)	0:17
2nd	VT	Royal 60 punt return (Dunlevy kick)	13:56
	W&M	FG Pate 22	5:07
	VT	Ore 34 pass from Taylor (Dunlevy kick)	2:13
3rd	VT	FG Dunlevy 38	7:51

	W&M	VT
First Downs	13	12
Rushes - Yards	28-5	38-133
Att-Cmp-Int	46-19-3	27-151-0
Pass Yards	257	154
Total Offense	262	287
Total Plays	74	65
Fumbles - Lost	1-0	1-0
3rd Down Conv.	3-18	4-16
Penalties - Yards	3-25	11-95
Sacks by - Yards	4-25	5-42
Time of Possession	29:57	30:03

Rushing - W&M: Viola 10-17, Schonder 9-42, Archer 1-(-1), Potts 1-(-9), Phillips 6-(-27). **VT:** Lewis 10-43 (TD), Ore 10-25 (TD), Taylor 5-52, Holt 4-10, Pickle 2-8, Cheeseman 4-6, Glennon 1-(-10).

Passing - W&M: Phillips 40-17-3, 243; Potts 6-2-0, 14. **VT:** Taylor 13-6-0, 72, TD; Glennon 9-5-0, 49; Holt 5-4-0, 33.

Receiving - W&M: Atchison 5-81, Archer 3-39, Nicholas 2-63, Mack 2-30, Varno 2-10, Viola 2-4, Dohse 1-16, Falbo 1-10, Schonder 1-4. **VT:** Ore 4-48 (TD), Smith 2-39, Wheeler 2-15, Boone 1-14, Drager 1-9, Luckett 1-9, Hyman 1-8, Lewis 1-6, Whitaker 1-5, Perez 1-1.

Defense - W&M: Caldwell 10 (TFL), Tracy 6 (3.0TFL, sack), Lissemore 5 (1.5TFL, sack), Rutter 5 (Sack, PBU), Cox 3 (0.5TFL), Jean-Pierre 3 (Sack).

Attendance: 66,233; **Time:** 3:14; **Weather:** 78, Partly Cloudy



GAME	William & Mary 27 Towson 22
5	Sept. 29, 2007 Zable Stadium • Williamsburg, Va.

WILLIAMSBURG (9/29/07) -- Jake Phillips passed for two touchdowns, and the William and Mary defense came up with two big fourth quarter stops to secure a 27-22 victory over Towson in CAA Football action at Zable Stadium.

Phillips passed for 179 yards and also rushed for a season-high 42 yards to help W&M win its first home conference game since 2005. The Tribe also snapped a three-game losing streak in league games.

Towson pulled within 27-22 on Sean Schaefer's 29-yard touchdown pass to Demetrius Harrison with 10:55 remaining, but the Tigers couldn't avoid their third consecutive conference loss and fifth-straight defeat in the series.

Tony Viola rushed for 24 yards on six carries, including a 2-yard touchdown run in the third quarter that proved to be the difference.

Towson held a 422-284 advantage in total yards, but the Tribe defense forced three turnovers, in addition to the two timely stops late.

Derek Cox had two interceptions, and Sean Lissimore recorded his first career pick. David Caldwell led the defensive effort with 14 total tackles, including 10 unassisted stops.

Elliott Mack had a 61-yard touchdown reception, and Joe Nicholas turned in a 38-yard catch run for a touchdown as the Tribe erased a 13-0 deficit in a four-minute span in the second quarter. Brian Pate started the Tribe run with a 36-yard field goal and would later add a 41-yarder.

Courtland Marriner and Thomas Schonder each finished with 20 yards rushing. Nicholas and R.J. Archer each finished with three receptions.

	1	2	3	4	Final
Towson	10	6	0	6	22
William and Mary	0	17	10	0	27

Scoring Summary

Qtr	Team	Score	Time
1st	TU	FG Bencivengo 27	10:23
	TU	Williams 3 run (Bencivengo kick)	3:09
2nd	TU	FG Bencivengo 20	8:05
	W&M	FG Pate 36	5:46
	W&M	Mack 61 pass from Phillips (Pate kick)	2:38
	W&M	Nicholas 38 pass from Phillips (Pate kick)	1:19
	TU	FG Bencivengo 37	0:00
3rd	W&M	FG Pate 41	13:09
	W&M	Viola 2 run (Pate kick)	7:48
4th	TU	Harrison 29 pass from Schaefer (Pass failed)	10:55

	TU	W&M
First Downs	24	12
Rushes - Yards	44-214	33-105
Att-Cmp-Int	40-21-3	23-10-1
Pass Yards	208	179
Total Offense	422	284
Total Plays	84	56
Fumbles - Lost	3-0	1-0
3rd Down Conv.	5-16	4-15
Penalties - Yards	7-45	3-35
Sacks by - Yards	2-9	0-0
Time of Possession	33:58	26:02

Rushing - W&M: Marriner 11-20, Phillips 8-42, Schonder 7-20, Viola 6-24 (TD). **TU:** Williams 34-139 (TD), Castor 8-73, Schaefer 2-2.

Passing - W&M: Phillips 23-10-1, 179, 2 TD. **TU:** Schaefer 40-21-3, 208, TD.

Receiving - W&M: Nicholas 3-56 (TD), Archer 3-30, Mack 1-61 (TD), Dohse 1-17, Schonder 1-12, Atchison 1-3. **TU:** Lee 9-69, Harrison 5-75 (TD), Perry 2-30, Tongu 2-4, Cegles 1-11, Williams 1-10, Godlasky 1-9.

Defense - W&M: Caldwell 14 (10 solo, TFL), Pigram 9 (6 solo, TFL), Livingston 9 (6 solo, 4 PBU), Rutter 7, Tracy 6 (TFL, 6 solo), Cox 6 (2 INT, 3 PBU), Lissimore 3 (INT), Herbert 3 (2 PBU).

Attendance: 10,094; **Time:** 2:58; **Weather:** 80, Breezy, Clear

GAME	William & Mary 24 Villanova 63
6	Oct. 6, 2007 Villanova Stadium • Villanova, Pa.

VILLANOVA, Pa. (10/6/07) -- Villanova quarterback Antwon Young passed for four touchdowns and rushed for another in a 63-24 victory over William and Mary at Villanova Stadium.

Young completed 20 of 26 attempts for 216 yards and rushed for 38 yards on five attempts, and Villanova won its third straight in the series. The Wildcats' 63-point total was the highest against the Tribe in a league game.

W&M put itself in a big hole early, losing two fumbles on kickoff returns, both of which led to short Villanova touchdown drives. The Wildcats, which scored on its first five possessions, led 28-7 with 4:06 remaining in the opening quarter, before the Tribe offense took the field for the second time.

Jake Phillips passed for 291 yards and two touchdowns and also rushed for a score. Cameron Dohse recorded career-highs with six receptions and 117 yards and scored on a 24-yard pass from Phillips. Elliott Mack also went over the 100-yard receiving mark with 105 yards on three catches. Eric Robertson and Marshall Dill also set career marks for receptions with five and three, respectively.

Courtland Marriner rushed for 81 yards on 16 attempts, and Brian Pate connected on a 41-yard field goal attempt.

	1	2	3	4	Final
William and Mary	14	3	7	0	24
Villanova	28	7	21	7	63

Scoring Summary

Qtr	Team	Score	Time
1st	VU	Dicken 10 run (Marcoux kick)	12:13
	W&M	Phillips 7 run (Pate kick)	9:14
	VU	Sherry 39 pass from Young (Marcoux kick)	7:21
	VU	Atkinson 16 pass from Young (Marcoux kick)	6:18
	VU	Young 1 run (Marcoux kick)	4:06
	W&M	Dohse 24 pass from Phillips (Pate kick)	0:07
2nd	VU	Ragone 31 pass from Atkinson (Marcoux kick)	12:23
	W&M	FG Pate 41	4:33
3rd	VU	Harvey 24 pass from Young (Marcoux kick)	9:27
	VU	Sherry 4 pass from Young (Marcoux kick)	3:17
	W&M	Mack 73 pass from Phillips (Pate kick)	2:51
	VU	Babbaro 33 run (Marcoux kick)	0:40
4th	VU	Babbaro 25 pass from Whitney (Marcoux kick)	7:31

	W&M	VU
First Downs	25	23
Rushes - Yards	29-70	40-233
Att-Cmp-Int	48-26-0	28-22-0
Pass Yards	391	272
Total Offense	461	505
Total Plays	77	68
Fumbles - Lost	4-3	1-0
3rd Down Conv.	8-15	9-13
Penalties - Yards	2-15	10-99
Sacks by - Yards	0-0	5-32
Time of Possession	29:00	31:00

Rushing - W&M: Marriner 16-81, Phillips 8-(-9) (TD), Schonder 3-3, Viola 1-3, Mack 1-(-8). **VU:** Dicken 18-80 (TD), Ball 11-68, Young 5-38 (TD), Babbaro 2-35 (TD), Whitney 2-10, Ragone 1-3.

Passing - W&M: Phillips 30-16-0, 291, 2 TD; Potts 18-10-0, 100. **VU:** Young 26-20-0, 216, 4 TD; Whitney 1-1-0-25, TD; Atkinson 1-1-0, 31, TD.

Receiving - W&M: Dohse 6-117 (TD), Robertson 5-56, Archer 5-47, Mack 3-105 (TD), Dill 3-24, Varno 2-20, Atchison 2-21, Marriner 1-1. **VU:** Sherry 7-105 (2 TD), Harvey 3-42 (TD), Babbaro 3-33 (TD), Atkinson 3-26 (TD), Ridley 2-20, Ragone 1-31 (TD), Szczur 1-8, Bradley 1-5, Dicken 1-2.

Defense - W&M: Tracy 9 (6 solo), Pigram 8 (5 solo, TFL), Livingston 7, Herbert 3 (TFL), Steinman 2 (TFL).

Attendance: 8,721; **Time:** 3:11; **Weather:** 81, Clear

GAME	William & Mary 21 Maine 20
7	Oct. 13, 2007 Alfond Stadium • Orono, Maine

ORONO, Maine (10/13/07) -- Tony Viola's fourth-quarter touchdown run, and a strong defensive effort in the second half helped William and Mary hang on for a 21-20 victory at Maine.

Jake Phillips passed for 255 yards and two touchdowns, both to Cameron Dohse, and engineered two long second-half scoring drives, but it was Viola's late hard running and the defense limiting Maine to two fourth-quarter field goals that secured the Tribe's second CAA win.

Viola finished with 44 yards rushing with 36 of those yards coming on nine fourth-quarter attempts. Viola's 3-yard run with 11:13 remaining capped a 90-yard, 13-play drive that gave W&M its first lead, 21-14.

Maine, which managed only one first down on five third down tries and 132 total yards in the second half, reached the Tribe 12-yard line on its next possession but settled for a 32-yard field goal after Adrian Tracy sacked Adam Farkes on third down.

A fumbled punt snap after a three-and-out gave it right back to Maine deep in Tribe territory at the 24-yard line, but the Black Bears would again settle for three points after a big defensive stand.

Dohse finished with seven receptions for 123 yards, both career highs, and scored on receptions of 31 and 33 yards. It was the second-straight 100-yard receiving game for the redshirt freshman.

Elliott Mack finished with five receptions for 53 yards, and R.J. Archer had four catches for 29 yards. Thomas Schonder rushed for 34 yards on carries, and Courtland Marriner ran for 33 yards.

Josh Rutter paced the defensive effort with 9 total tackles, and Derek Cox recorded eight unassisted stops. Adrian Tracy recorded a solo pass sack, and Derek Toon had an unassisted tackle for loss on a fourth down play in the first half.

	1	2	3	4	Final
William and Mary	0	7	7	7	21
Maine	7	7	0	6	20

Scoring Summary

Qtr	Team	Score	Time
1st	UM	Williams 20 pass from Farkes (Donnelly kick)	8:08
2nd	UM	Williams 31 pass from Farkes (Donnelly kick)	2:51
	W&M	Dohse 31 pass from Phillips (Pate kick)	1:02
3rd	W&M	Dohse 33 pass from Phillips (Pate kick)	1:27
4th	W&M	Viola 3 run (Pate kick)	11:13
	UM	FG Donnelly 32	7:20
	UM	FG Donnelly 34	4:46

	W&M	UM
First Downs	22	19
Rushes - Yards	42-136	40-249
Att-Cmp-Int	38-24-0	19-11-0
Pass Yards	243	125
Total Offense	379	374
Total Plays	80	59
Fumbles - Lost	0-0	0-0
3rd Down Conv.	8-17	2-10
Penalties - Yards	6-52	6-60
Sacks by - Yards	1-3	1-9
Time of Possession	33:09	26:51

Rushing - W&M: Viola 10-44 (TD), Schonder 8-34, Marriner 15-33, Phillips 8-25. **UM:** Fluellen 30-197, Farkes 8-35, Cotrone 2-17.

Passing - W&M: Phillips 37-23-0, 255, 2 TD. **UM:** Farkes 19-11-0, 125, 2 TD.

Receiving - W&M: Dohse 7-123 (2 TD), Mack 5-53, Archer 4-29, Varno 3-8, Atchison 2-14, Marriner 2-1, Nicholas 1-15. **UM:** Williams 4-69 (2 TD), Pierre 3-23, Cotrone 2-13, Fersner 1-15, Fluellen 1-5.

Defense - W&M: Rutter 10 (4 solo), Caldwell 9, Cox 8 (8 solo), Tracy 7 (TFL, sack), Harris 7, Livingston 6 (4 solo, PBU), Toon 4 (TFL).

Attendance: 7,122; **Time:** 3:07; **Weather:** 55, Partly Cloudy

GAME	William & Mary 34 No. 4 Massachusetts 48
8	Oct. 27, 2007 Zable Stadium • Williamsburg, Va.

WILLIAMSBURG (10/27/07) -- Matt Lawrence rushed for three touchdowns in a big second half for fourth-ranked Massachusetts, as the Minutemen survived an upset bid by William and Mary with a wild 48-34 victory at Zable Stadium.

Lawrence ran for a career-high 186 yards on 34 attempts and kept UMass perfect in conference play with two rushing scores in the final four minutes.

W&M built a 24-13 lead with 6:36 remaining in the third quarter on Jake Phillips' 1-yard keeper, before UMass stormed back with 21 points in just over six minutes. Phillips rushed for a season-high 49 yards, had a 25-yard reception and also threw a 5-yard touchdown pass to Drew Atchison in the first half.

After falling behind, the Tribe put together a rally of its own, using a 42-yard fumble return for a touchdown by Michael Pigram, then a 22-yard fumble return by Josh Rutter to set up Brian Pate's 20-yard field goal that tied the game, 34-34, with 7:31 remaining.

Atchison led the Tribe receiving corps with six catches for 65 yards. Elliott Mack had three grabs for 26 yards, and R.J. Archer had three receptions for 24 yards. Courtland Marriner rushed for 86 yards on 21 attempts, and Tony Viola added a 1-yard touchdown run in the first half.

Pigram finished with 14 total tackles, including 10 solo and one quarterback sack, and also recorded his first career interception.

	1	2	3	4	Final
Massachusetts	6	7	7	28	48
William and Mary	10	7	7	10	34

Scoring Summary

Qtr	Team	Score	Time
1st	UMASS	Racher 60 pass from Coen (Rush failed)	14:44
	W&M	FG Pate 45	10:36
	W&M	Viola 1 run (Pate kick)	0:04
2nd	UMASS	Rancher 7 pass from Coen (Koeplin kick)	6:37
	W&M	Atchison 5 pass from Phillips (Pate kick)	3:10
3rd	W&M	Phillips 1 run (Pate kick)	6:36
	UMASS	Lawrence 11 run (Koeplin kick)	1:35
4th	UMASS	Nelson 13 run (Koeplin kick)	13:28
	UMASS	Jorgensen 8 pass from Coen (Koeplin kick)	11:16
	W&M	Pigram 42 fumble return (Pate kick)	9:26
	W&M	FG Pate 20	7:31
	UMASS	Lawrence 1 run (Koeplin kick)	3:46
	UMASS	Lawrence 7 run (Koeplin kick)	0:35

	UMASS	W&M
First Downs	25	23
Rushes - Yards	44-179	44-140
Att-Cmp-Int	27-17-2	34-17-1
Pass Yards	218	195
Total Offense	397	335
Total Plays	71	78
Fumbles - Lost	4-2	3-2
3rd Down Conv.	6-12	4-13
Penalties - Yards	9-80	3-30
Sacks by - Yards	2-23	1-7
Time of Possession	28:51	31:09

Rushing - W&M: Marriner 21-86, Phillips 13-49 (TD), Viola 8-6 (TD), Schonder 2-(-1). **UMass:** Lawrence 34-186 (3 TD), Nelson 6-50 (TD), Coen 2-(-12).

Passing - W&M: Phillips 33-16-1, 170 TD; Archer 1-1-0, 25. **UMass:** Coen 27-17-2, 218, 3 TD.

Receiving - W&M: Atchison 6-65 (TD), Mack 3-26, Archer 3-24, Robertson 2-34, Phillips 1-25, Dohse 1-18, Falbo 1-3. **UMass:** Moore 5-79, Omar 4-40, Lawrence 3-19, Racher 2-67 (2 TD), Jorgensen 1-8 (TD), Nelson 1-4, Zardas 1-1.

Defense - W&M: Pigram 14 (10 solo, 42-yard FR for TD, INT, sack), Rutter 8 (5 solo, FF, 22-yard FR), Caldwell 7 (7 solo, PBU), Cox 7 (6 solo, TFL), Herbert 6, Lissimore 3 (TFL), Tracy (INT).

Attendance: 10,178; **Time:** 3:10; **Weather:** 80, Overcast, Humid



GAME	William & Mary 14 No. 20 Hofstra 34
9	Nov. 3, 2007 Shuart Stadium • Hempstead, N.Y.

HEMPSTEAD, N.Y. (11/3/07) -- Hofstra quarterback Bryan Savage rushed for three touchdowns and passed for an additional two to lead the 20th-ranked Pride past William and Mary, 38-14, in CAA Football action at Shuart Stadium.

Hofstra won its second-straight in the series and snapped a two-game losing streak to keep its playoff hopes alive. Savage completed 15 of his 17 pass attempts, finishing with 196 yards through the air and rushed for 57 yards on 13 total attempts.

Though W&M would strike first, the Tribe fell victim to a dominating first-half performance by Savage and Hofstra and never recovered. W&M was limited to a season-low 138 yards passing and matched its season-high with three turnovers. The Tribe gained just 263 total yards.

Jake Phillips completed 12 of 22 attempts but finished with a season-low 92 yards passing with one interception. Phillips did rush for a season-high 54 yards but lost two second-half fumbles.

True freshman Terrence Riggins made his collegiate debut and gave the Tribe its first score of the game, a 2-yard run that was set up by a high Hofstra punt snap. Riggins finished with 11 yards on five carries. Courtland Marriner paced the ground game with 60 yards on 14 attempts.

Mike Potts entered the game in the fourth and completed 4-of-5 attempts, including a 16-yard touchdown pass to Marriner for the Tribe's only other score.

Elliott Mack had four receptions for 48 yards, and Drew Atchison recorded four receptions for 25 yards.

Josh Rutter and David Caldwell paced the defense with 12 tackles each.

	1	2	3	4	Final
William and Mary	7	0	0	7	14
Hofstra	21	7	7	3	38

Scoring Summary

Qtr	Team	Score	Time
1st	W&M	Riggins 2 run (Pate kick)	9:16
	HU	Savage 12 run (Zarrilli kick)	8:25
	HU	Sullivan 6 pass from Savage (Zarrilli kick)	5:09
	HU	Savage 1 run (Zarrilli kick)	0:20
2nd	HU	Lewis 12 pass from Savage (Zarrilli kick)	4:46
3rd	HU	Savage 11 run (Zarrilli kick)	10:42
4th	HU	FG Zarrilli 20	10:01
	W&M	Marriner 16 pass from Potts (Pate kick)	6:54

	W&M	HU
First Downs	18	22
Rushes - Yards	31-125	52-160
Att-Cmp-Int	27-16-1	17-15-0
Pass Yards	138	196
Total Offense	263	256
Total Plays	58	69
Fumbles - Lost	2-2	1-0
3rd Down Conv.	5-11	9-15
Penalties - Yards	4-20	4-32
Sacks by - Yards	0-0	2-14
Time of Possession	23:56	36:04

Rushing - W&M: Marriner 14-60, Phillips 12-54, Riggins 5-11 (TD). **HU:** Aime 23-81, Benjamin 15-57, Savage 13-57 (3 TD).

Passing - W&M: Phillips 22-12-1, 92; Potts 5-4-0, 46, TD. **HU:** Savage 17-15-0, 196, 2 TD.

Receiving - W&M: Mack 4-48, Atchison 4-25, Dohse 2-26, Marriner 2-19 (TD), Falbo 2-6, Archer 1-10, Varno 1-4. **HU:** Carpenter 5-57, Sullivan 3-37 (TD), Lewis 2-57 (TD), Nelson 1-19, Manno 1-11, Benjamin 1-8, Cherilus 1-6, Aime 1-1.

Defense - W&M: Rutter 12 (8 solo), Caldwell 12, Francks 10, Livingston 9, Herbert 9, Tracy 8 (TFL), Johnson 2 (TFL).

Attendance: 3,151; **Time:** 2:32; **Weather:** 50, Overcast, Windy

GAME	William & Mary 34 No. 16 James Madison 55
10	Nov. 10, 2007 Zable Stadium • Williamsburg, Va.

WILLIAMSBURG (11/10/07) -- James Madison quarterback Rodney Landers rushed for 171 yards and two touchdowns, and Griff Yancey ran for three more scores to help the 16th-ranked Dukes roll past William and Mary, 55-34, at soldout Zable Stadium.

JMU scored on its first eight possessions and posted its highest point total in the rivalry, winning its fourth consecutive game in the series.

Landers set a JMU quarterback rushing record with his 171 yards on 18 attempts and also passed for another score, completing 9-of-15 attempts for 89 yards. Yancey rushed for 132 yards on 25 carries, as the Dukes netted 371 yards rushing.

Jake Phillips completed 14 of 24 attempts for 219 yards and three touchdowns, including a 52-yard scoring pass to Elliott Mack. Mack had five receptions for 128 yards.

Terrence Riggins scored on a 1-yard run, and Phillips threw an 18-yard scoring pass to Drew Atchison and a 23-yard touchdown pass to Courtland Marriner. Mike Potts came on in the fourth and threw a 24-yard touchdown pass to R.J. Archer, who had six catches for 74 yard.

Riggins was the Tribe's leading rusher with 39 yards in his second collegiate game. Marriner finished with 32 yards rushing on 10 attempts, and Phillips added 22 yards on 10 attempts.

	1	2	3	4	Final
James Madison	21	17	10	7	55
William and Mary	7	7	13	7	34

Scoring Summary

Qtr	Team	Score	Time
1st	W&M	Mack 52 pass from Phillips (Pate kick)	13:48
	JMU	Yancey 1 run (Stannard kick)	9:31
	JMU	Yancey 1 run (Stannard kick)	5:04
	JMU	Yancey 10 run (Stannard kick)	0:44
2nd	JMU	Bolton 10 run (Stannard kick)	13:02
	W&M	Atchison 18 pass from Phillips (Pate kick)	10:23
	JMU	Landers 10 run (Stannard kick)	5:38
	JMU	FG Stannard 29	0:16
3rd	JMU	Landers 1 run (Stannard kick)	13:51
	JMU	FG Stannard 31	8:57
	W&M	Riggins 1 run (Pate kick)	2:41
	W&M	Marriner 23 pass from Phillips (Phillips pass failed)	2:10
4th	JMU	McCarter 6 pass from Landers (Stannard kick)	9:35
	W&M	Archer 24 pass from Potts (Pate kick)	2:33

	JMU	W&M
First Downs	28	18
Rushes - Yards	61-371	29-102
Att-Cmp-Int	16-9-0	27-17-0
Pass Yards	89	253
Total Offense	460	355
Total Plays	77	56
Fumbles - Lost	1-1	0-0
3rd Down Conv.	8-13	0-9
Penalties - Yards	9-80	6-65
Sacks by - Yards	3-18	0-0
Time of Possession	35:42	24:18

Rushing - W&M: Riggins 8-39 (TD), Marriner 10-32, Phillips 10-22, Mack 1-9. **JMU:** Landers 18-171 (2 TD), Yancey 25-132 (3 TD), Bolton 17-66 (TD), Noble 1-2.

Passing - W&M: Phillips 24-14-0, 219, 3 TD; Potts 3-3-0, 34, TD. **JMU:** Landers 15-9-0, 89, TD; Dudzik 1-0-0.

Receiving - W&M: Archer 6-74 (TD), Mack 5-128 (TD), Marriner 2-18 (TD), Riggins 2-8, Atchison 1-18 (TD), Dohse 1-7. **JMU:** Yancey 4-45, Williams 4-38, McCarter 1-6 (TD).

Defense - W&M: Caldwell 11 (8 solo, 0.5 TFL), Rutter 10 (8 solo), Francks 9 (0.5 TFL), Cox 7 (TFL), Alexander 7 (4 solo), O'Neill 6 (5 solo, 2.0 TFL).

Attendance: 12,259; **Time:** 3:00; **Weather:** 45, Clear

GAME	<h2>William & Mary 20</h2> <h2>No. 7 Richmond 31</h2>
11	
Nov. 17, 2007 UR Stadium • Richmond, Va.	

RICHMOND, Va. (11/17/07) -- Richmond's Josh Vaughan rushed for 132 yards and two touchdowns to help the seventh-ranked Spiders win their sixth-straight game and claim a share of the Colonial Athletic Association title with a 31-20 victory over William and Mary.

Jake Phillips passed for 342 yards and a touchdown, and Elliott Mack recorded career-highs with 10 receptions for 201 yards, but W&M couldn't overcome four turnovers, seven Richmond sacks and a blocked punt return for a touchdown by the Spiders.

Ben Cottingham had a pair of interceptions, and W&M denied four red-zone scoring chances by the Spiders, including two early that kept the Tribe in the game.

Vaughan's 16-yard run midway through the opening quarter was the game's first score.

A holding penalty slowed the Tribe's next possession, and W&M was forced to punt deep in its own territory. The Spiders' Joseph Forte blocked the attempt at the 2-yard line, and Patrick Weldon picked up the loose ball and hopped into the end zone to push the score to 14-0 with 11:39 remaining in the second.

The Tribe quickly answered with a six-play, 80-yard drive that culminated with a four-yard TD pass to from Phillips to Mack.

UR countered with another TD by Vaughan, this time a two-yard scamper with 7:47 showing, as the Spiders went into the locker room with a 21-6 lead.

After Richmond opened the second half with a field goal, W&M narrowed the deficit to 10 with a quick TD drive. A 41-yard competition to Mack set up the score, a run by Phillips from a yard out.

Richmond reclaimed a comfortable advantage, 31-14, when Ward found the end zone with a five-yard run later in the quarter.

Mack's five-yard touchdown run with 5:03 remaining in the fourth quarter would be the contest's final score.

	1	2	3	4	Final
William and Mary	0	6	7	7	20
Richmond	7	14	10	0	31

Scoring Summary

Qtr	Team	Score	Time
1st	UR	Vaughan 16 run (Howard kick)	7:38
2nd	UR	Weldon 5 block punt return (Howard kick)	11:39
	WM	Atchison 4 pass from Phillips (Pate kick failed)	9:41
	UR	Vaughan 2 run (Howard kick)	7:47
3rd	UR	FG Howard 28	12:48
	WM	Phillips 1 run (Pate kick)	10:37
	UR	Ward 5 run (Howard kick)	3:47
4th	WM	Mack 5 run (Pate kick)	5:03

	W&M	UR
First Downs	25	21
Rushes - Yards	31-87	54-232
Att-Cmp-Int	45-23-1	21-11-2
Pass Yards	342	153
Total Offense	429	385
Total Plays	76	75
Fumbles - Lost	3-3	1-0
3rd Down Conv.	5-12	5-15
Penalties - Yards	2-12	6-67
Sacks by - Yards	1-9	7-49
Time of Possession	22:58	37:02

Rushing - W&M: Marriner 11-78, Riggins 6-11, Mack 2-6 (TD), Phillips 12-(-8)(TD). **UR:** Vaughan 28-132 (2 TD), Hightower 15-60, Ward 9-43 (TD), Team 2-(-3).

Passing - W&M: Phillips 23-43-1, 342; Archer 0-1-0, 0; Team 0-1-0-0. **UR:** Ward 11-21-2, 153.


Receiving - W&M: Mack 10-201, Dohse 6-89, Archer 4-38, Falbo 1-11, Atchison 1-4 (TD). **UR:** Grayson 3-35, Monteverde 1-21, Mitchell 1-21, Vaughan 1-15, Riddel 1-12, Stewart 1-9, Crone 1-5, Ward 1-5, Rogers 1-0.

Defense - W&M: Caldwell 12 (9 solo), Francks 12 (6 solo, 0.5 TFL, PBU), Livingston 9 (0.5 TFL), Horvath 8 (1.0 TFL), Tracy 7 (2.0 TFL, sack, FF, PBU), Cottingham 6 (2 INT, 0.5 TFL).

Attendance: 7,652; **Time:** 3:16; **Weather:** 51, Partly sunny



Tony Viola's ('08) 3-yard touchdown run in the fourth quarter helped the Tribe earn a 21-20 victory at Maine on Oct. 13.



Quarterback Jake Phillips threw for more than 300 yards three times last season, including a 433-yard performance in the season opener against Delaware.



Tailback Courtland Marriner helped the Tribe offense average nearly 400 yards of total offense per game in 2007.

TEAM STATISTICS	W&M	OPP
SCORING	319	427
Points Per Game	29.0	38.8
FIRST DOWNS	243	241
Rushing	86	142
Passing	139	84
Penalty	18	15
RUSHING YARDAGE	1299	2483
Yards gained rushing	1650	2751
Yards lost rushing	351	268
Rushing Attempts	395	514
Average Per Rush	3.3	4.8
Average Per Game	118.1	225.7
TDs Rushing	19	33
PASSING YARDAGE	3059	1842
Att-Comp-Int	381-217-7	260-168-9
Average Per Pass	8.0	7.1
Average Per Catch	14.1	11.0
Average Per Game	278.1	167.5
TDs Passing	21	19
TOTAL OFFENSE	4358	4325
Total Plays	776	774
Average Per Play	5.6	5.6
Average Per Game	396.2	393.2
KICK RETURNS: #-YARDS	57-1235	51-902
PUNT RETURNS: #-YARDS	12-47	26-336

INT RETURNS: #-YARDS	9-122	7-82
KICK RETURN AVERAGE	21.7	17.7
PUNT RETURN AVERAGE	3.9	12.9
INT RETURN AVERAGE	13.6	11.7
FUMBLES-LOST	18-12	16-6
PENALTIES-YARDS	49-408	77-683
Average Per Game	37.1	62.1
PUNTS-YARDS	46-1509	40-1492
Average Per Punt	32.8	37.3
Net punt average	25.5	36.1
TIME OF POSSESSION/GAME	28:06	31:54
3RD-DOWN CONVERSIONS	51/142	64/147
3rd-Down Pct	36%	44%
4TH-DOWN CONVERSIONS	11/26	9/21
4th-Down Pct	42%	43%
SACKS BY-YARDS	10-60	31-214
MISC YARDS	92	23
TOUCHDOWNS SCORED	42	55
FIELD GOALS-ATTEMPTS	9-16	15-16
PAT-ATTEMPTS	40-41	50-51
HOME ATTENDANCE	53,449	99,709
Games/Avg Per Game	5/10,700	6/16,618

Score By Quarters	1st	2nd	3rd	4th	OT	Total
William and Mary	55	95	72	83	14	319
Opponents	137	113	71	99	7	427



Wide receiver Cameron Dohse hauled in 31 receptions and five touchdowns last season.



Wide receiver R.J. Archer ranked second on the team with 39 receptions during the '07 season.



David Caldwell was the Tribe's top kick returner a year ago, totaling 486 yards.

RUSHING	GP	Att	Gain	Loss	Net	Avg	TD	Long	Avg/G
Courtland Marriner	9	115	565	47	518	4.5	1	25	57.6
Tony Viola	8	62	216	9	207	3.3	4	12	25.9
Jake Phillips	11	99	402	210	192	1.9	5	30	17.5
DeBrian Holmes	3	49	202	11	191	3.9	5	20	63.7
Thomas Schonder	10	35	154	11	143	4.1	1	29	14.3
Terrence Riggins	3	19	63	2	61	3.2	2	21	20.3
Elliott Mack	11	6	34	20	14	2.3	1	19	1.3
Jimmy Hobson	10	2	8	0	8	4.0	0	4	0.8
D.J. McAulay	1	1	6	0	6	6.0	0	6	6.0
R.J. Archer	11	1	0	1	-1	-1.0	0	0	-0.1
Mike Potts	6	1	0	9	-9	-9.0	0	0	-1.5
David Miller	11	1	0	12	-12	-12.0	0	0	-1.1
TEAM	7	4	0	19	-19	-4.8	0	0	-2.7
Total	11	395	1650	351	1299	3.3	19	30	118.1
Opponents	11	514	2751	268	2483	4.8	33	48	225.7

PASSING	GP	Effic	Att-Cmp-Int	Pct	Yds	TD	Lng	Avg/G
Jake Phillips	11	141.07	336-190-7	56.5	2801	19	73	254.6
Mike Potts	6	130.45	40-25-0	62.5	245	2	24	40.8
R.J. Archer	11	103.33	3-1-0	33.3	25	0	25	2.3
David Miller	11	-0.80	1-1-0	100.0	-12	0	0	0.0
TEAM	7	0.00	1-0-0	0.0	0	0	0	0.0
Total	11	138.91	391-217-7	57.0	3059	21	73	278.1
Opponents	11	141.32	260-168-9	64.6	1842	19	60	167.5

RECEIVING	GP	No.	Yds	Avg	TD	Long	Avg/G
Elliott Mack	11	46	849	18.5	5	73	77.2
R.J. Archer	11	39	451	11.6	1	34	41.0
Drew Atchison	11	34	475	14.0	6	50	43.2
Cameron Dohse	11	31	557	18.0	5	43	50.6
Rob Varno	11	11	115	10.5	0	32	10.5
Courtland Marriner	9	10	22	2.2	2	23	2.4
D.J. McAulay	1	7	162	23.1	1	40	162.0
Joe Nicholas	5	7	151	21.6	1	43	30.2
Eric Robertson	9	7	90	12.9	0	21	10.0
Graham Falbo	11	6	35	5.8	0	11	3.2
De Brian Holmes	3	4	40	10.0	0	18	13.3
Marshall Dill	2	4	28	7.0	0	9	14.0
Tony Viola	8	4	18	4.5	0	10	2.2
Thomas Schonder	10	2	16	8.0	0	12	1.6
Terrence Riggins	3	2	8	4.0	0	5	2.7
Jake Phillips	11	1	25	25.0	0	25	2.3
Matt Otey	8	1	10	10.0	0	10	1.2
Terreon Conyers	2	1	7	7.0	0	7	3.5
Total	11	217	3059	14.1	21	73	278.1
Opponents	11	168	1842	11.0	19	60	167.5

PUNT RETURNS	No.	Yds	Avg	TD	Long
R.J. Archer	8	41	5.1	0	10
Derek Cox	4	6	1.5	0	6
Total	12	47	3.9	0	10
Opponents	26	336	12.9	2	60

KICK RETURNS	No.	Yds	Avg	TD	Long
David Caldwell	20	486	24.3	0	54
Thomas Schonder	17	390	22.9	0	34
Courtland Marriner	9	203	22.6	0	38
Terrell Wells	4	90	22.5	0	24
Jimmy Hobson	3	18	6.0	0	10
Graham Falbo	1	9	9.0	0	9
Elliott Mack	1	17	17.0	0	17
DeBrian Holmes	1	7	7.0	0	7
Tony Viola	1	15	15.0	0	15
Total	57	1235	21.7	0	54
Opponents	51	902	17.7	0	66



Wide receiver Elliott Mack led the team with 880 all-purpose yards in 2007.



With 67 points, kicker Brian Pate was the Tribe's leading scorer last season.

SCORING	TD	FGs	PATs							Pts
			Kick	Rush	Rcv	Pass	DXP	Saf		
Brian Pate	0	9-16	40-41	0-0	0	0-0	0	0	0	67
Drew Atchison	6	0-0	0-0	0-0	0	0-0	0	0	0	36
Elliott Mack	6	0-0	0-0	0-0	0	0-0	0	0	0	36
Jake Phillips	5	0-0	0-0	0-0	0	0-1	0	0	0	30
Cameron Dohse	5	0-0	0-0	0-0	0	0-0	0	0	0	30
DeBrian Holmes	5	0-0	0-0	0-0	0	0-0	0	0	0	30
Tony Viola	4	0-0	0-0	0-0	0	0-0	0	0	0	24
Courtland Marriner	3	0-0	0-0	0-0	0	0-0	0	0	0	18
Terrence Riggins	2	0-0	0-0	0-0	0	0-0	0	0	0	12
D.J. McAulay	1	0-0	0-0	0-0	0	0-0	0	0	0	6
Michael Pigram	1	0-0	0-0	0-0	0	0-0	0	0	0	6
R.J. Archer	1	0-0	0-0	0-0	0	0-0	0	0	0	6
Terrell Wells	1	0-0	0-0	0-0	0	0-0	0	0	0	6
Thomas Schonder	1	0-0	0-0	0-0	0	0-0	0	0	0	6
Joe Nicholas	1	0-0	0-0	0-0	0	0-0	0	0	0	6
Total	42	9-16	40-41	0-0	0	0-1	0	0	0	319
Opponents	55	15-16	50-51	0-2	1	1-2	0	0	0	427

TOTAL OFFENSE	G	Plays	Rush	Pass	Total	Avg/G
Jake Phillips	11	435	192	2801	2993	272.1
Courtland Marriner	9	115	518	0	518	57.6
Mike Potts	6	41	-9	245	236	39.3
Tony Viola	8	62	207	0	207	25.9
DeBrian Holmes	3	49	191	0	191	63.7
Thomas Schonder	10	35	143	0	143	14.3
Terrence Riggins	3	19	61	0	61	20.3
R.J. Archer	11	4	-1	25	24	2.2
Elliott Mack	11	6	14	0	14	1.3
Jimmy Hobson	10	2	8	0	8	0.8
D.J. McAulay	1	1	6	0	6	6.0
TEAM	7	5	-19	0	-19	-2.7
David Miller	11	2	-12	-12	-24	-2.2
Total	11	776	1299	3059	4358	396.2
Opponents	11	774	2483	1842	4325	393.2

FIELD GOALS	FGM-FGA	Pct	10-19	20-29	30-39	40-49	50+	Lg	Bk
Brian Pate	9-16	56.2	1-1	3-3	1-4	4-8	0-0	45	0
PUNTING	No.	Yds	Avg	Long	TB	FC	I20	Blkd	
David Miller	43	1509	35.1	48	0	6	9	1	
TEAM	3	0	0.0	0	0	0	0	2	
Total	46	1509	32.8	48	0	6	9	3	
Opponents	40	1492	37.3	52	2	9	16	0	

ALL PURPOSE	G	Rush	Rec	PR	KOR	IR	Tot	Avg/G
Elliott Mack	11	14	849	0	17	0	880	80.0
Courtland Marriner	9	518	22	0	203	0	743	82.6
Cameron Dohse	11	0	557	0	0	0	557	50.6
Thomas Schonder	10	143	16	0	390	0	549	54.9
David Caldwell	11	0	0	0	486	9	495	45.0
R.J. Archer	11	-1	451	41	0	0	491	44.6
Drew Atchison	11	0	475	0	0	0	475	43.2
Tony Viola	8	207	18	0	15	0	240	30.0
DeBrian Holmes	3	191	40	0	7	0	238	79.3
Jake Phillips	11	192	25	0	0	0	217	19.7
D.J. McAulay	1	6	162	0	0	0	168	168.0
Joe Nicholas	5	0	151	0	0	0	151	30.2
Rob Varno	11	0	115	0	0	0	115	10.5
Terrell Wells	11	0	0	0	90	0	90	8.2
Eric Robertson	9	0	90	0	0	0	90	10.0
Derek Cox	11	0	0	6	0	69	75	6.8
Terrence Riggins	3	61	8	0	0	0	69	23.0
Graham Falbo	11	0	35	0	9	0	44	4.0
Marshall Dill	2	0	28	0	0	0	28	14.0
Jimmy Hobson	10	8	0	0	18	0	26	2.6
Ben Cottingham	9	0	0	0	0	25	25	2.8
Michael Pigram	8	0	0	0	0	17	17	2.1
Matt Otey	8	0	10	0	0	0	10	1.2
Terreon Conyers	2	0	7	0	0	0	7	3.5
Adrian Tracy	11	0	0	0	0	2	2	0.2
Mike Potts	6	-9	0	0	0	0	-9	-1.5
David Miller	11	-12	0	0	0	0	-12	-1.1
TEAM	7	-19	0	0	0	0	-19	-2.7
Total	11	1299	3059	47	1235	122	5762	523.8
Opponents	11	2483	1842	336	902	82	5645	513.2



Defensive Leaders	GP	Tackles				TFL/Yds	Sacks	Passes Def			Fumbles		Blkd Kick	Saf
		Solo	Ast	Total				Int-Yds	PBU	QBH	Rcv-Yds	FF		
David Caldwell	11	61	46	107	5.5-16	-	1-9	2	-	-	1	-	-	
Josh Rutter	11	45	50	95	1.0-5	-	4	-	-	3-22	1	-	-	
Robert Livingston	11	42	34	76	1.0-2	-	6	-	-	-	-	-	-	
Michael Pigram	8	34	32	66	4.0-13	1.0-7	1-17	1	1	1-42	-	-	-	
Adrian Tracy	11	33	30	63	9.5-30	3.0-16	1-2	1	1	-	1	-	-	
Evan Francks	11	20	31	51	2.5-9	1.0-6	-	1	1	-	-	-	-	
Derek Cox	11	35	16	51	3.5-4	-	3-69	5	-	-	-	-	-	
C.J. Herbert	11	10	34	44	2.5-5	-	-	2	-	-	-	1	-	
Sean Lissemore	10	17	26	43	4.0-18	2.0-14	1-0	-	1	-	-	-	-	
Ryan Horvath	8	14	25	39	2.0-2	-	-	-	-	-	1	-	-	
Max Harris	11	16	18	34	1.0-4	-	-	2	-	-	-	-	-	
T.J. O'Neill	8	15	15	30	2.5-5	-	-	-	-	-	-	-	-	
David Houff	11	14	7	21	-	-	-	-	-	-	-	-	-	
Derek Toon	10	6	15	21	3.0-10	0.5-2	-	-	-	-	-	-	-	
Ben Cottingham	9	9	10	19	0.5-1	-	2-25	-	-	-	-	-	-	
Todd Reyher	11	5	12	17	1.0-3	0.5-1	-	-	-	-	-	-	-	
Michael Stover	10	4	12	16	0.5-1	-	-	-	1	-	-	-	-	
Terrell Wells	11	5	8	13	-	-	-	-	-	1-28	-	-	-	
Fred Johnson	11	7	5	12	1.0-35	-	-	-	-	-	-	-	-	
Sheldon Alexander	5	7	5	12	-	-	-	-	-	-	-	-	-	
Nick Dewispeleare	6	7	5	12	-	-	-	-	-	-	-	-	-	
Wes Steinman	7	6	5	11	1.0-2	-	-	-	-	-	-	-	-	
Mike Alvarado	9	7	3	10	1.0-3	-	-	-	-	-	-	-	-	
Bryan Jean-Pierre	9	4	4	8	1.5-10	1.0-9	-	1	-	-	-	-	-	
Ryan Jones	9	3	2	5	0.5-0	-	-	-	-	-	1	-	-	
Brian Pate	11	5	-	5	-	-	-	-	-	1-0	-	-	-	
Rob Varno	11	4	1	5	-	-	-	-	-	-	-	-	-	
Drew Atchison	11	3	1	4	-	-	-	-	-	-	-	-	-	
Matt Otey	8	-	2	2	-	-	-	-	-	-	-	-	-	
Elliott Mack	11	2	-	2	-	-	-	-	-	-	-	-	-	
Carl Watts	4	2	-	2	-	-	-	-	1	-	-	-	-	
David Miller	11	2	-	2	-	-	-	-	-	-	-	-	-	
Daniel Pulley	3	2	-	2	-	-	-	-	-	-	-	-	-	
R.J. Archer	11	1	-	1	-	-	-	-	-	-	1	-	-	
Cameron Dohse	11	1	-	1	-	-	-	-	-	-	-	-	-	
D.J. McAulay	1	1	-	1	-	-	-	-	-	-	-	-	-	
Tony Viola	8	-	1	1	-	-	-	-	-	-	-	-	-	
Graham Falbo	11	1	-	1	-	-	-	-	-	-	-	-	-	
Marshall Dill	2	-	1	1	-	-	-	-	-	-	-	-	-	
Gareth Hissong	2	-	-	-	-	-	-	-	1	-	-	-	-	
TOTALS	11	450	456	906	49-178	10-60	9-122	25	7	6-92	6	1	-	
Opponents	11	409	398	807	78-352	31-214	7-82	58	14	12-23	13	3	-	



2007 Game-by-Game Starters

	Delaware	VMI	Liberty	Va. Tech	Towson	Villanova	Maine	UMass	Hofstra	JMU	Richmond
QB	Phillips	Phillips	Phillips	Phillips	Phillips	Phillips	Phillips	Phillips	Phillips	Phillips	Phillips
TB	Holmes	Holmes	Holmes	Viola	Marriner	Marriner	Marriner	Marriner	Marriner	Marriner	Marriner
FB	Archer*	Falbo	Archer*	Archer*	Archer*	Archer*	Archer*	Falbo	Archer*	Archer*	Archer*
WR	McAulay	Mack	Nicholas	Nicholas	Nicholas	Dohse	Dohse	Dohse	Dohse	Dohse	Dohse
WR	Mack	Dohse	Dohse	Dohse	Mack	Mack	Mack	Mack	Mack	Mack	Mack
TE	Atchison	Atchison	Atchison	Atchison	Atchison	Atchison	Atchison	Atchison	Atchison	Atchison	Atchison
LT	Cochran	Cochran	Cochran	Cochran	Cochran	Cochran	Cochran	Cochran	Cochran	Cochran	Cochran
LG	Grant	Grant	Grant	Grant	Grant	Grant	Grant	Grant	Grant	Grant	Grant
C	Hiteshew	Hiteshew	Hiteshew	Hiteshew	Hiteshew	Hiteshew	Hiteshew	Hiteshew	Hiteshew	Hiteshew	Hiteshew
RG	Muse	Muse	Muse	Muse	Muse	Muse	Muse	Muse	Muse	Muse	Muse
RT	Stewart	Stewart	Stewart	Stewart	Stewart	Stewart	Stewart	Stewart	Stewart	Stewart	K. Hill
DE	Herbert	Herbert	Herbert	Herbert	Herbert	Herbert	Herbert	O'Neill	O'Neill	O'Neill	O'Neill
DE	Tracy	Tracy	Tracy	Tracy	Tracy	Tracy	Tracy	Tracy	Tracy	Tracy	Tracy
DT	Lissemore	Lissemore	Lissemore	Lissemore	Lissemore	Lissemore	Stover	Lissemore	Lissemore	Lissemore	Lissemore
DT	Jones	Jones	Jones	Jones	Jones	Toon	Toon	Herbert	Herbert	Herbert	Herbert
OLB	O'Neill	Horvath	Horvath	Horvath	Steinman	O'Neill	O'Neill	Horvath	Horvath	Horvath	Horvath
ILB	Rutter	Rutter	Rutter	Rutter	Rutter	Rutter	Rutter	Rutter	Rutter	Rutter	Rutter
OLB	Pigram	Pigram	Pigram	Pigram	Pigram	Pigram	Pigram	Pigram	Francks	Francks	Francks
SS	Caldwell	Caldwell	Caldwell	Caldwell	Caldwell	Caldwell	Caldwell	Caldwell	Caldwell	Caldwell	Caldwell
FS	Livingston	Livingston	Livingston	Livingston	Livingston	Livingston	Livingston	Livingston	Livingston	Livingston	Livingston
CB	Harris	Harris	Harris	Harris	Harris	Harris	Harris	Harris	Harris	Harris	Harris
CB	Cox	Cox	Cox	Cox	Cox	Cox	Cox	Cox	Cox	Cox	Cox

*W&M started with three wide receivers and no fullback.

2007 Top Offensive Performances

Top Passing Performances			Top Rushing Performances			Top Receiving Performances		
1.	433	Jake Phillips vs. Delaware Aug. 30	1.	107	Courtland Marriner at VMI Sept. 8	1.	201	Elliott Mack at Richmond Nov. 16
2.	342	Jake Phillips at Richmond Nov. 16	2.	96	DeBrian Holmes vs. Liberty Sept. 15	2.	162	D.J. McAulay vs. Delaware Aug. 30
3.	335	Jake Phillips vs. Liberty Sept. 15	3.	86	Courtland Marriner vs. UMass Oct. 27	3.	139	Drew Atchison vs. Delaware Aug. 30
4.	291	Jake Phillips vs. Villanova Oct. 6	4.	81	Courtland Marriner at Villanova Oct. 6	4.	128	Elliott Mack vs. JMU Nov. 10
5.	255	Jake Phillips at Maine Oct. 13	5.	78	Courtland Marriner at Richmond Nov. 16	5.	123	Cameron Dohse at Maine Oct. 13
6.	243	Jake Phillips at Virginia Tech Sept. 22	6.	60	Courtland Marriner at Hofstra Nov. 3	6.	117	Cameron Dohse at Villanova Oct. 6
7.	242	Jake Phillips at VMI Sept. 8	7.	57	Tony Viola vs. Liberty Sept. 15	7.	105	Elliott Mack at Villanova Oct. 6
8.	219	Jake Phillips vs. JMU Nov. 10	8.	56	Tony Viola vs. VMI Sept. 8	8.	103	Drew Atchison vs. Liberty Sept. 15
9.	179	Jake Phillips vs. Towson Sept. 29	9.	54	Jake Phillips at Hofstra Nov. 3	9.	89	Cameron Dohse at Richmond Nov. 16
10.	170	Jake Phillips vs. UMass Oct. 27	10.	49	DeBrian Holmes vs. Delaware Aug. 30	10.	81	Drew Atchison at Virginia Tech Sept. 22

Tribe's Longest Plays of the Season

Rush:30, J. Phillips at Richmond, 11/16
 Rushing TD:10, C. Marriner at VMI, 9/8
 Pass:73, J. Phillips to E. Mack at Villanova, 10/6
 Passing TD:73, J. Phillips to E. Mack at Villanova, 10/6
 Punt Return:10, R.J. Archer at Villanova, 10/6
 Kickoff Ret:54, D. Caldwell vs. Towson, 9/29
 INT Return:69, D. Cox vs. Towson, 9/29
 Punt:48, D. Miller at Virginia Tech, 10/22
 Field Goal:45, B. Pate vs. UMass, 10/27
 Drive:98 yards, 11 plays, 3:03, TD, (UR), 11/16

Opponents' Longest Plays of the Season

Rush:48, O. Cuff (UD), 8/30
 Rushing TD:38, O. Cuff (UD), 8/30
 Pass:60, L. Coen to R. Rancher (UMass), 10/27
 Passing TD:60, L. Coen to R. Rancher (UMass), 10/27
 Punt Return:60, E. Royal (VT), 9/22
 Kickoff Return:66, S. McGee (JMU), 11/10
 INT Return:49, B. Flowers (VT), 9/22
 Punt:52, B. Bowden (VT), 9/22
 Field Goal:38, J. Dunlevy (VT), 9/22
 Drive:90 yards, 11 plays, 4:45, TD, (JMU), 11/10

Individual Single-Game Highs

Pass Attempts: 43, J. Phillips at Richmond, 11/16
 Pass Completions: 26, J. Phillips vs. Delaware, 8/30
 Passing Yards: 433, J. Phillips vs. Delaware, 8/30
 Passing TDs: 3, J. Phillips at VMI, 9/8; vs. Liberty, 9/15; vs. JMU, 11/10
 Rushing Attempts: 23, D. Holmes vs. Liberty, 9/15
 Rushing Yards: 107, C. Marriner at VMI, 9/8
 Rushing TDs: 3, D. Holmes at VMI, 9/8
 Receptions: 10, E. Mack at Richmond, 11/16
 Receiving Yards: 201, E. Mack at Richmond, 11/16
 Receiving TDs: 2, C. Dohse at Maine, 10/13
 Total Offensive Yards: 462, J. Phillips vs. Delaware, 8/30
 All-Purpose Yards: 207, E. Mack at Richmond, 11/16
 Total Points: 18, D. Holmes at VMI, 9/8
 Points Kicking: 12, B. Pate vs. Liberty, 9/15
 Points Rushing: 18, D. Holmes at VMI, 9/8
 Points Receiving: 12, C. Dohse at Maine, 10/13
 Field Goals Made: 2, B. Pate vs. Liberty, 9/15; vs. Towson, 9/29; vs. UMass, 10/27
 Field Goals Attempted: 6, B. Pate vs. UMass, 10/27
 PATs Attempted: 9, B. Pate at VMI, 9/8
 PATs Made: 9, B. Pate at VMI, 9/8
 Punts: 11, D. Miller at Virginia Tech, 9/22
 Punting Yards: 419, D. Miller at Virginia Tech, 9/22
 Punting Average: 42.0, D. Miller vs. Delaware, 8/30; at VMI, 9/8
 Punt Returns: 3, R. Archer at Villanova, 10/6
 Punt Return Yards: 21, R. Archer at Villanova, 10/6
 Kickoff Returns: 6, three times, last - T. Schonder vs. JMU, 11/10
 Kickoff Return Yards: 154, D. Caldwell vs. Liberty, 9/15
 Kickoff Return Avg: 40.0, D. Caldwell vs. Towson, 9/29
 Interceptions: 2, B. Cottingham at Richmond, 11/16; D. Cox vs. Towson, 9/29
 Interception Yards: 69, D. Cox vs. Towson, 9/29
 Tackles: 15, D. Caldwell at VMI, 9/8; J. Rutter vs. Liberty, 9/15
 Solo Tackles: 10, D. Caldwell vs. Towson, 9/29; M. Pigram vs. UMass, 10/27
 Tackles for loss: 3.0, A. Tracy at Virginia Tech, 9/22
 Sacks: 1.0, nine players, last - A. Tracy at Richmond, 11/16
 Pass Breakups: 4, R. Livingston vs. Towson, 9/29

Team Single-Game Highs

Pass Attempts: 48, at Villanova, 10/6
 Pass Completions: 26, vs. Delaware, 8/30; at Villanova, 10/6
 Passing Yards: 433, vs. Delaware, 8/30
 Passing TDs: 4, vs. James Madison, 11/10
 Yards Per Completion: 17.9, vs. Towson, 9/29
 Rushing Attempts: 48, vs. Liberty, 9/15
 Rushing Yards: 249, at VMI, 9/8
 Rushing TDs: 6, at VMI, 9/8
 Yards Per Rush: 5.3, at VMI, 9/8
 Total Yards: 542, vs. Delaware, 8/30
 Points Scored: 63, at VMI, 9/8
 TDs Scored: 9, at VMI, 9/8
 Total Plays: 80, at Maine, 10/13
 Field Goals Made: 2, vs. Liberty, 9/15; vs. Towson, 9/29; vs. UMass, 10/27
 Field Goals Attempted: 6, vs. UMass, 10/27
 PATs Attempted: 9, at VMI, 9/8
 PATs Made: 9, at VMI, 9/8
 Punts: 11, at Virginia Tech, 9/22
 Punting Yards: 419, at Virginia Tech, 9/22
 Punting Average: 42.0, vs. Delaware, 8/30; at VMI, 9/8
 Punt Returns: 3, at Villanova, 10/6
 Punt Return Yards: 21, at Villanova, 10/6
 Kickoff Returns: 8, vs. Delaware, 8/30; vs. James Madison, 11/10
 Kickoff Return Yards: 163, vs. Liberty, 9/15
 Kickoff Return Average: 40.0, vs. Towson, 9/29
 Interceptions: 3, vs. Towson, 9/29
 Interception Yards: 69, vs. Towson, 9/29
 Forced Fumbles: 1, vs. UD, 8/30; at VMI, 9/8; vs. Towson, 9/29; vs. UMass, 10/27
 Fumble Return Yards: 64, vs. UMass, 10/27
 Turnovers Gained: 4, vs. UMass, 10/27
 Turnovers Lost: 3, four times, last at Hofstra, 11/3
 Sacks: 4, at Virginia Tech, 9/22
 Sacks Allowed: 7, at Richmond, 11/16
 First Downs: 31, at VMI, 9/8
 Third Down Conv. %: 57.1, at VMI (4-7), 9/8
 Fourth Down Conversion %: 66.7, vs. Delaware (4-6), 8/30
 Penalties: 13, vs. Liberty, 9/15
 Penalty Yards: 87, vs. Liberty, 9/15
 Possession Time: 33:09, at Maine, 10/13

Game-By-Game Individual Highs

Opponent	Pass Att.	Pass Yards	Rushes	Rush. Yds	Receptions	Rec. Yds.	Tackles	TFLs	Sacks
Delaware	42, Phillips	433, Phillips	17, Holmes	53, Holmes	7, McAulay	162, McAulay	13, Pigram	1.0, Three players	1.0, Lissemore
at VMI	15, Phillips	242, Phillips	13, Marriner	107, Marriner	4, Dohse, Mack	77, Dohse	15, Caldwell	1.5, Caldwell	1.0, Francks
Liberty	28, Phillips	335, Phillips	23, Holmes	96, Holmes	6, Atchison	103, Atchison	15, Rutter	1.0, Tracy, Caldwell	none
at VT	40, Phillips	243, Phillips	10, Viola	42, Schonder	5, Atchison	81, Atchison	10, Caldwell	3.0, Tracy	1.0, four players
Towson	23, Phillips	179, Phillips	11, Marriner	42, Phillips	3, Archer, Nicholas	61, Mack	14, Caldwell	1.0, Three players	none
at Villanova	30, Phillips	291, Phillips	16, Marriner	81, Marriner	6, Dohse	117, Dohse	9, Tracy	1.0, Three players	none
at Maine	37, Phillips	255, Phillips	15, Marriner	44, Viola	7, Dohse	123, Dohse	9, Rutter, Caldwell	1.0, Tracy, Toon	1.0, Tracy
UMass	33, Phillips	170, Phillips	21, Marriner	86, Marriner	6, Atchison	65, Atchison	14, Pigram	1.0, Three players	1.0, Pigram
at Hofstra	22, Phillips	92, Phillips	14, Marriner	60, Marriner	4, Mack, Atchison	48, Mack	12, Rutter, Caldwell	1.0, Tracy, Johnson	none
JMU	24, Phillips	219, Phillips	10, Two players	39, Riggins	6, Archer	128, Mack	11, Caldwell	2.0, O'Neill	none
at Richmond	43, Phillips	342, Phillips	11, Marriner	78, Marriner	10, Mack	201, Mack	12, Caldwell, Francks	2.0, Tracy	1.0, Tracy