



2008 WILLIAM & MARY TRIBE FOOTBALL GAME NOTES



**No. 16/19 William and Mary
Tribe
(7-3, 5-2 CAA)**



**No. 6/7 Richmond
Spiders
(8-3, 5-2 CAA)**



www.tribeathletics.com/gameday.html

Senior Day - Game Day Information

WILLIAM AND MARY "TRIBE" (7-3, 5-2 CAA) vs. RICHMOND "SPIDERS" (8-3, 5-2 CAA)

Kickoff: Noon, Saturday, Nov. 22, 2008

Site: Zable Stadium (12,259, FieldTurf)

TV: Comcast SportsNet Mid-Atlantic, Comcast SportsNet New England

Radio: 11:30 a.m. - Tribe Football Radio Network, including www.TribeAthletics.com (See next page)

All-Time Series: W&M leads, 59-53-5; W&M leads series in Williamsburg, 20-16

Last Meeting: Richmond won, 31-20, on Nov. 16, 2007 in Richmond, Va.

Head Coaches: Jimmye Laycock (189-137-2/29th season); Mike London (8-3/First season at UR)

First and 10

The I-64 Trophy will be on the line this Saturday when the No. 16/19 Tribe hosts No. 6/7 Richmond for Senior Day in Williamsburg. The contest will mark the 118th meeting between the two schools, as William and Mary controls the all-time series, 59-53-5. Although the College had its five-game winning streak snapped last weekend with a loss at top-ranked James Madison, it currently owns a 7-3 record overall (5-2 CAA) and can likely secure a playoff bid with a triumph against the Spiders. W&M boasts one of the nation's most productive offenses and currently ranks 17th nationally in total offense (412.5 ypg) and 18th in scoring offense (34.1 ppg). Individually, freshman running back Jonathan Grimes ranks ninth in the country in all-purpose yards per game (169.2), while senior quarterback Jake Phillips is 17th in passing efficiency (146.96). Richmond enters Saturday's contest with a four-game winning streak and owns an 8-3 record overall and a 5-2 mark in conference play. The Spiders currently rank fourth nationally in total defense (249.73 ypg) and ninth in scoring defense (16.36 ppg).

2008 Tribe Schedule

Date	Opponent	Score/Time
Sept. 6	at N.C. State	L, 34-24
Sept. 13	VMI	W, 52-17
Sept. 20	NORFOLK STATE	W, 42-12
Oct. 4	No. 14/16 VILLANOVA*	L, 38-28
Oct. 11	at No. 4 New Hampshire*	W, 38-34
Oct. 18	at Delaware*	W, 27-3
Oct. 25	RHODE ISLAND*	W, 34-24
Nov. 1	at Towson*	W, 34-14
Nov. 8	NORTHEASTERN*	W, 38-17
Nov. 15	at No. 1 James Madison*	L, 48-24
Nov. 22	No. 6/7 RICHMOND*	Noon

*CAA conference game

2008 Spiders Schedule

Date	Opponent	Score/Time
Aug. 30	at Elon	W, 28-10
Sept. 6	at Virginia	L, 16-0
Sept. 13	TOWSON*	W, 44-17
Sept. 20	MAINE*	W, 44-17
Sept. 27	at Villanova*	L, 26-20
Oct. 4	at VMI	W, 56-16
Oct. 11	JAMES MADISON*	L, 38-31
Oct. 18	at Massachusetts*	W, 30-15
Oct. 25	GEORGETOWN	W, 48-0
Nov. 8	at Hofstra*	W, 34-14
Nov. 15	DELAWARE*	W, 31-14
Nov. 22	at William and Mary*	Noon

*CAA conference game

Table of Contents

Media Information	2
W&M Football Radio Network	2
W&M Sports Information Staff	2
Projected Depth Chart and Start Chart	3
This Week's Opponent: Richmond	4
Tale of the Tape	4
W&M Football Quick Facts	5
W&M Football Game Notes	5
The Tribe in 2008	6
Scouting the 2008 Opponents	6
CAA Football Information	7
National Rankings	8
Tribe Football Record Watch	9-10
2008 W&M Quarterback Club Awards	18
2008 Honor Roll	19
Senior Profile: Elliott Mack	20-21
Head Coach Jimmye Laycock	22
W&M Football Rosters	23-24
Season Game-By-Game Starters	25
Tribe in the Red Zone	25
W&M Single-Game Highs	26
Opponent Single-Game Highs	27
Long Plays of the Season	27
Top Offensive Performances	28
Scoring Drives Chart	29
The Last Time It Happened	30
W&M Single-Game Records	31
Individual Career-Highs	32
Career Statistics	34
2008 Game-By-Game Results	35
2008 Season Statistics	40



MEDIA INFORMATION

W&M Media Relations Staff

Pete Clawson (Primary Football Contact)
Assistant A.D., Media Relations
(O) 757-221-3369 (E) pmclaw@wm.edu

Rob Turner (Football Contact)
Associate Sports Information Director
(O) 757-221-3370 (E) rrtturn@wm.edu

Kris Sears (Associate SID)
(O) 757-221-3368 (E) kasear@wm.edu

Jake Skipper (Associate SID)
(O) 757-221-3344 (E) jcskip@wm.edu

Scott Burns (Intern)
(O) 757-221-3344 (E) sburns@wm.edu

Zable Stadium Press Box Phone: 757-221-3414

Sports Information Fax: 757-221-3412

Web Site: www.TribeAthletics.com

Mailing Address:

751 Ukrop Way
Williamsburg, VA 23185

Weekly CAA Football Coaches Call

Every Monday beginning Aug. 25 CAA football coaches will participate in teleconferences for the media from 10:00-12:10 (EST). Each coach will have a 10-minute slot to discuss his team and answer questions from the media. Members of the media are strongly encouraged to participate in the questioning. For the access number and password contact Scott Meyer in the CAA office at (804) 754-1616, x20.

- 10:00 CAA football update
- 10:10 Mike London, Richmond
- 10:20 Jimmie Laycock, William & Mary
- 10:30 Andy Talley, Villanova
- 10:40 Rocky Hager, Northeastern
- 10:50 Mickey Matthews, James Madison
- 11:00 Jack Cosgrove, Maine
- 11:10 Don Brown, Massachusetts
- 11:20 Darren Rizzi, Rhode Island
- 11:30 K.C. Keeler, Delaware
- 11:40 Sean McDonnell, New Hampshire
- 11:50 Dave Cohen, Hofstra
- 12:00 Gordy Combs, Towson

CAA Football Press Box Phone Numbers

Delaware	302-831-6199/302-831-2186
Hofstra	516-463-5247
James Madison	540-568-6521
Maine	207-581-1049
Massachusetts	413-545-3550
New Hampshire	603-862-2585
Northeastern	617-566-5956
Rhode Island	401-874-4616
Richmond	804-355-6110
Towson	410-704-3102
Villanova	610-519-5290
William and Mary	757-221-3414

Interviews

All requests for interviews must be directed through the Sports Information Office. Players are available Monday morning until noon Thursday. Please call either Pete Clawson, or Rob Turner, with interview requests.

Weekly Press Conference

A press conference with head coach Jimmie Laycock will be held every Tuesday at noon at the Hospitality House in Williamsburg. Lunch is served around noon, followed by opening remarks and a question and answer session with Coach Laycock. Interviews with selected players will follow the luncheon. Please confirm your attendance with Pete Clawson in the Sports Information Office at least 24 hours in advance.

Game Credentials

Please make all press and photo requests at least one week in advance. Tickets and parking passes can be mailed with one week's notice. If not, tickets can be picked up, with proper credentials, at the Will Call Window at Zable Stadium on the morning of the game. ****PARKING PASSES CANNOT BE LEFT AT WILL CALL****

Press Parking

Parking for members of the working press is available just southeast of Zable Stadium in front of the Sadler Center. Parking is limited and media members are encouraged to arrive early.

Photographers

Please observe the NCAA rules, which prohibit photographers between the 25 yard lines.

Press Box Services

Located atop the East grandstand of Zable Stadium at Cary field, the press box officially opens two hours prior to kickoff. Pregame notes, flip cards and programs will be available prior to the start. Complete halftime statistics, as well as final team and individual statistics, are available immediately following the game.

Radio

Visiting radio lines may be rented by non-conference opponents through the Sports Information Office at a cost of \$75 per line. The radio booth for the visiting team is located at the south end of the press box on the lower level. Radio stations should make arrangements with the Sports Information Office at least a month in advance. Requests for the line will be honored on a first-come, first-served basis.

Visiting Film Crews

Space will be allotted in the West Press Box for film and video crews of visiting teams' coaches' shows. We will provide two spots per team.

Post-Game Procedures

Head coach Jimmie Laycock and the visiting coach will be available about 10 minutes after the game in an interview area located in the Laycock Football Center. Individual W&M players' names should be given to Pete Clawson during the fourth quarter and they will be made available in the interview room.

The William and Mary Football Radio Network

The W&M Athletics Department is in its third year of a partnership for the Tribe Radio Network with local stations, 92.3 FM "The Tide" and 107.9 FM "WBACH", as the network's Co-Flagships.

The partnership provides the College with solid coverage of the peninsula, as the station's combined footprint reaches from eastern areas of Richmond to the western parts of Norfolk. Tribe fans in Richmond will also be able to catch the action on 1450AM WCLM, which returns for its fourth season as an affiliate. Also, as usual, long-standing network member WBRG, AM 1050 of Lynchburg is back to carry all the action for 2007.

In addition to the radio coverage, all broadcasts can be heard live on the web at www.TribeAthletics.com, free of charge.

The College's long-standing broadcast team of team of Jay Colley and Bob Sheeran remain in place to deliver all the action of Tribe football over the airwaves.

William and Mary Radio Network Affiliates

"The Tide"	92.3 FM	Williamsburg
WBACH	107.9 FM	Williamsburg
WBRG	1050 AM	Lynchburg
WCLM	1450 AM	Richmond



DEPTH CHART



Offensive Depth Chart: Richmond Game

Pos.	No.	Name	Elg.	Ht.	Wt.	Notes
WR	15	Chase Hill	SO	6-2	192	Second on team with seven TDs; third on team with 34 receptions
	89	Eric Robertson	JR	6-2	194	Totaled seven catches for 90 yards in '07
WR	4	D.J. McAulay	JR	5-11	180	Leads the team with eight TD receptions; averaging 18.9 yds per catch
	81	Cameron Dohse	SO	6-0	177	Made one catch for eight yards at TU
WR	2	Elliott Mack	SR	6-0	195	Has missed the last three games with a knee injury
	88	Terreon Conyers	SO	5-11	174	Had recorded at least two catches in four straight games
TE	98	Rob Varno	JR	6-5	218	QB Club Off. P.O.W. at TU with five catches for 67 yards and a TD
	86	Alex Gottlieb	FR	6-3	230	Caught first career pass, for 30 yards, against URI
LT	77	Jake Marcey	RFR	6-4	308	W&M QB Club Off. P.O.W. at UD; started all 10 games this season
	62	Thomas McCutcheon	JR	6-5	325	Earned playing time as a reserve this season
LG	79	Michael Grant	SR	6-5	296	Started 20 of the last 21 games
	66	Derek Toon	SO	6-3	278	Earned first career start at LG against VMI
C	53	Luke Hiteshew	SR	6-1	304	Started last 21 games; team's strongest lineman
	75	Eric O'Brien	FR	6-1	270	Earned playing time as a reserve this season
RG	56	C.J. Muse	JR	6-4	315	Started the last 23 games; made one start at RT (vs. NSU)
	63	Chris Sutton	RFR	6-2	267	Earned first career start against NSU
RT	72	Keith Hill, Jr.	SO	6-4	315	Returned to starting lineup after missing NSU game; nine starts in '08
	67	Kyle Allison	SO	6-2	300	Earned playing time as a reserve this season
QB	11	Jake Phillips	SR	6-3	209	57 career TD passes ranks third at the College
	16	R.J. Archer	JR	6-2	218	Made first career start at QB versus Villanova; threw for 307 yards
TB	34	Jonathan Grimes	FR	5-10	206	Ranks ninth nationally with 169.2 all-purpose yards per game
	25	Courtland Marriner	SO	5-9	177	Recorded a season-high 52 yards rushing at TU
	23	Terrence Riggins	SO	6-1	234	Ranks second on the team with 324 yards rushing (8.3 yds per carry)
	8	DeBrian Holmes	SR	5-9	198	Had three carries for 16 yards at UD

Defensive Depth Chart: Richmond Game

Pos.	No.	Name	Elg.	Ht.	Wt.	Notes
DE	97	Adrian Tracy	JR	6-4	244	Ranks 11th nationally in sacks per game (.85) and 26th in TFL (1.4)
	40	Kyle O'Brien	SO	6-0	246	Honored as the W&M QB Club Special Teams POW vs. NSU
DT	93	Sean Lissemore	JR	6-4	274	Totaled a career-high 10 tackles at JMU
	96	Daniel Pulley	JR	6-3	272	Has four total tackles this season with one sack
DT	99	Harold Robertson	RFR	6-0	290	Has 23 total tackles this season
	92	Mike Stover	SO	6-3	253	Tallied first career sack at UD
DE	94	Ravi Pradhanang	RFR	6-3	253	Will make first career start vs. UR; Totaled six tackles (five solo) at JMU
	40	Kyle O'Brien	SO	6-0	246	Honored as the W&M QB Club Special Teams POW vs. NSU
MLB	44	Josh Rutter	SR	6-3	222	Has missed the last four games with a foot injury
	50	Todd Reyher	SR	6-0	218	Has 16 total tackles this season
WLB	5	Michael Pigram	SR	5-10	219	Honored as W&M QB Club Def. P.O.W. after totaling 16 tackles at JMU
	48	Wes Steinman	SO	6-2	226	Earned playing time in the season opener at NCSU
SLB	32	Jake Trantin	RFR	6-1	232	Totaled 43 tackles in last four games at MLB
	21	Evan Francks	SO	5-11	212	Registered first career INT against URI
CB	24	Ben Cottingham	SO	5-9	163	Recorded seven tackles (six solo) against URI
	42	Fred Johnson	JR	6-1	190	Totaled career-high 10 tackles with first career INT at UNH
SS	6	David Caldwell	JR	5-11	213	Returned an INT 62 yards for a TD against URI
	22	David Houff	SR	6-1	199	Garnered W&M QB Club Special Teams P.O.W. honors at UD
FS	26	Michael Alvarado	SO	6-0	194	Posted a career-high 11 tackles at JMU
	17	Robert Livingston	JR	6-3	195	Tallied an INT in his first action of the season vs. NSU
CB	37	Derek Cox	SR	6-1	186	Earned second pick-six of season vs. NU; third in CAA with four INTs
	29	James Neal	RFR	5-9	185	Saw first collegiate action on special teams at UD

Special Teams Depth Chart: Richmond Game

Pos.	No.	Name	Elg.	Ht.	Wt.	Notes
KR	34	Jonathan Grimes	FR	5-10	206	Returned a kickoff 97 yards for a touchdown against Villanova
	6	David Caldwell	JR	5-11	213	Totaled 161 return yards this season
PR	37	Derek Cox	SR	6-1	186	Recorded 89-yard return for a TD against Northeastern
	2	Elliott Mack	SR	6-0	195	Has eight returns for 71 yards this season
PK/KO	80	Brian Pate	JR	5-9	175	11-for-13 on FG attempts this season, 3-for-4 beyond 40 yds
	87	David Miller	SO	6-0	180	Converted all five extra-point attempts vs. NSU
P	87	David Miller	SO	6-0	180	W&M QB Club Special Teams P.O.W. after JMU game
	80	Brian Pate	JR	5-9	175	W&M's place-kicker
H	16	R.J. Archer	JR	6-2	218	Spent past two seasons as team's starting place-holder
	7	Mike Callahan	SO	5-11	190	Reserve quarterback
LS	15	Chase Hill	SO	6-2	192	First year as starting long-snapper
	75	Eric O'Brien	SR	6-1	270	Reserve center
SS	56	C.J. Muse	JR	6-4	315	Handled short-snap duties last season
	57	Mike Schrifft	RF	6-2	286	Reserve offensive lineman

Start Chart

Offense	2008	Streak	Career
Hiteshew (C)	10	21	30
Phillips (QB)	9	6	25
Muse (RG)	10	23	23
Mack (WR)	7	-	21
Grant (LG)	9	8	20
Archer (QB)	1	-	17
McAulay (WR)	10	10	14
Dohse (WR)	1	-	10
Varno (TE)	10	10	10
Marcey (LT)	10	10	10
Hill Jr. (RT)	9	7	9
Hill (WR)	8	5	8
Marriner (TB)	-	-	7
Grimes (TB)	7	7	7
Conyers (WR)	3	3	3
Holmes (TB)	-	-	3
Riggins (TB)	3	-	3
Sutton (RG)	2	-	2
Toon (OL)	1	-	1
Hobson (FB)	1	-	1

Defense	2008	Streak	Career
Cox (CB)	10	21	33
Herbert (DT)	10	32	32
Tracy (DE)	10	32	32
Rutter (ILB)	6	-	31
Pigram (OLB)	9	5	28
Caldwell (SS)	10	22	22
Lissemore (DT)	10	14	20
Livingston (FS)	2	-	13
Robertson (DT)	10	10	10
Trantin (OLB)	10	10	10
Cottingham (CB)	9	4	9
Alvarado (FS)	8	3	8
Francks	5	4	8
Houff (S)	-	-	4
Johnson (CB)	1	-	1
Alexander (S)	-	-	1
Stover (DT)	-	-	1

Longest Active Streaks

C.J. Herbert (DT)	32
Adrian Tracy (DE)	32
C.J. Muse (RT)	23
David Caldwell (SS)	22
Derek Cox (CB)	21
Luke Hiteshew (C)	21
Sean Lissemore (DT)	14

Most Career Starts (Active)

Derek Cox (CB)	33
Josh Rutter (ILB)	32
C.J. Herbert (DT)	32
Adrian Tracy (DE)	32
Luke Hiteshew (C)	30
Michael Pigram (OLB)	29
Jake Phillips (QB)	25
C.J. Muse (RG)	23
David Caldwell (SS)	22



This Week's Opponent

Richmond Offensive Depth Chart

WR	9	Jordan Mitchell	JR	6-0	188
	4	Jonathan Mayfield	SO	6-3	200
LT	54	Jared Decker	JR	6-5	300
	70	Kevin Westervelt	RFR	6-6	290
LG	79	Matthew McCracken	JR	6-4	291
	76	Ryan Goss	RFR	6-5	290
C	65	Drew Lachenmayer	SO	6-3	288
	75	Evan Lehner	SR	6-3	290
RG	75	Evan Lehner	SR	6-3	290
	68	Austin Recker	RFR	6-4	290
RT	66	Michael Silva	JR	6-5	300
	73	Brian Agnis	SO	6-4	300
TE	82	Joe Stewart	SR	6-4	238
	87	Joe Monteverde	SR	6-6	255
	25	William Bischoff	JR	6-2	246
WR	1	Kevin Grayson	SO	6-3	190
	17	Tre Gray	RFR	5-11	160
FB	3	John Crone	SR	5-11	240
	35	Shawn White	SR	6-4	245
TB	32	Josh Vaughan	SR	6-0	232
	22	Garrett Wilkins	FR	5-10	175
QB	11	Eric Ward	JR	6-3	213
	12	Will Healy	SR	6-0	200

Richmond Defensive Depth Chart

LE	2	Lawrence Sidbury, Jr.	SR	6-4	265
	34	Pierre Turner	JR	6-1	255
NG	98	Parker Miles	JR	6-3	266
	77	Corey Jackson	RFR	6-3	260
T	55	Martin Parker	SO	6-3	287
	95	Jonathan Ashe	SO	6-1	270
RE	8	Sherman Logan	SR	6-3	241
	93	Nicholas Battle	JR	6-4	250
LOLB	39	Patrick Weldon	SO	6-2	210
	15	Jordan Shoop	SO	6-2	220
MLB	6	Collin McConaghy	JR	6-0	223
	13	Dusty Dean	JR	6-0	215
ROLB	31	Eric McBride	SO	6-2	214
	16	Michael Parker	RFR	6-2	205
LCB	28	David Horton	JR	5-11	195
	24	Seth Williams	JR	5-10	186
SS	18	Michael Ireland	JR	6-1	198
	37	Colin Pehanick	RFR	6-1	195
FS	21	Derek Hatcher	JR	5-9	189
	27	Brooks York	SR	6-0	193
RCB	5	Justin Rogers	SO	5-10	170
	23	Tremayne Graham	RFR	5-10	180

Richmond Special Teams Depth Chart

PK	10	Andrew Howard	JR	6-0	180
	90	Brian Radford	JR	6-2	213
P	90	Brian Radford	JR	6-2	213
	48	Brett Weigand	JR	6-0	175
PR	21	Derek Hatcher	JR	5-9	189
	5	Justin Rogers	SO	5-10	170
KR	5	Justin Rogers	SO	5-10	170
	21	Derek Hatcher	JR	5-9	189
LS	87	Joe Monteverde	SR	6-6	255
H	11	Eric Ward	JR	6-3	213

Tale of the Tape

Tribe vs. Spiders

Pos.	W&M	UR	Pos.
WR & TE	6-2/196	5-11/188	DB
OF Backs	6-1/208	6-1/216	LB
OL & TE	6-4/293	6-3/265	DL
DL	6-3/265	6-4/285	OL/TE
LB	6-1/224	6-1/228	OF Backs
DB	5-11/189	6-2/205	WR/TE

*Averages reflect those of starters only.

All-Time Series With Richmond

Series Record: W&M leads, 59-53-5

Series Record in Williamsburg: W&M leads, 20-16

Series Record in Richmond: W&M leads, 39-33-5

Series Record at Neutral Sites: UR leads, 4-0

First Meeting: Nov. 19, 1898, UR won, 15-0, in Richmond

Last 10 All-Time Series Meetings

Year	Date	Result	UR Score	W&M Score	Location
1998	Nov. 21	L	42	15	Richmond, Va.
1999	Nov. 20	W	14	31	Richmond, Va.
2000	Nov. 18	L	21	18	Williamsburg, Va.
2001	Nov. 17	W	20	23	Richmond, Va.
2002	Nov. 23	L	35	13	Williamsburg, Va.
2003	Nov. 21	W	21	59	Richmond, Va.
2004	Nov. 20	W	14	38	Williamsburg, Va.
2005	Nov. 19	L	41	7	Richmond, Va.
2006	Nov. 18	L	31	14	Williamsburg, Va.
2007	Nov. 16	L	31	20	Richmond, Va.



Richmond Series Notes

A Tribe Win vs. Richmond Would ...

- Snap the Tribe's current three-game losing streak vs. the Spiders ... The Tribe's last win over Richmond came during the 2004 season, when the College cruised to a 38-14 victory in Williamsburg.
- Give the College an 8-3 record, marking its 10th season of eight wins, or better, in head coach Jimmye Laycock's 29-year tenure. Prior to his arrival in 1980, the program had posted just six seasons of eight or more wins in the previous 80-plus years of football.
- End the Tribe's season with a 5-1 home mark, tying it for the school record for most home wins in single season (done many times, most recently in 2004).
- Stand as the team's sixth win in the last seven games to end the season.
- Ensure the College ends the season as one of no more than four CAA teams with two, or less, conference losses ... Since 2001, only two teams in the league have failed to make the NCAA playoffs after ending a season with two (or less) conference losses (UMass - 6-2 (7-4 overall) in '05; Villanova - 7-2 (8-3 overall) in '01).
- Mark the squad's second win over a team ranked inside the most recent top 11 (as the Tribe beat a then fourth-ranked - now No. 11 - New Hampshire squad, 38-34, earlier in the season).
- Stand as a four-win improvement over the 2007 squad ... The +4 in the win column would tie the 2004 squad for the College's

The Last Meeting

RICHMOND, Va. (11/17/07) --Richmond's Josh Vaughan rushed for 132 yards and two touchdowns to help the seventh-ranked Spiders win their sixth-straight game and claim a share of the CAA title with a 31-20 victory over William and Mary.

Jake Phillips passed for 342 yards and a touchdown, and Elliott Mack recorded career-highs with 10 receptions for 201 yards, but W&M couldn't overcome four turnovers, seven Richmond sacks and a blocked punt return for a touchdown by the Spiders.

Ben Cottingham had a pair of interceptions, and W&M denied four red-zone scoring chances by the Spiders, including two early that kept the Tribe in the game.

A 16-yard TD run by Vaughan in the first quarter and a Joseph Forte blocked punt return for a TD in the second quarter put UR up, 14-0.

A four-yard TD pass from Phillips to Mack cut the lead to 14-6, but the Spiders added another score to take a 21-6 lead at halftime.

After Richmond opened the second half with a field goal, W&M narrowed the deficit to 10 with a quick TD drive. A 41-yard competition to Mack set up the score, a run by Phillips from a yard out.

Richmond reclaimed a comfortable advantage, 31-14, when Ward found the end zone with a five-yard run later in the quarter.

Mack's five-yard touchdown run with 5:03 remaining in the fourth quarter would be the contest's final score.



Jake Phillips passed for 342 yards and a touchdown in the Tribe's 31-20 loss in the season finale at Richmond last year.

	1	2	3	4	Final
William and Mary	0	6	7	7	20
Richmond	7	14	10	0	31



best one-year turnaround [since 1980] as it showed a four-game improvement over the 2003 unit (9-2 regular season in '04 vs. 5-5 mark in '03) during regular-season play and then went onto establish the school record for wins with 11.

- Improve the Tribe's all-time record vs. Richmond to 60-53-5 ... The Tribe enters Saturday's game with a 20-16 all-time mark against the Spiders in Williamsburg.
- Stand as W&M Head Coach Jimmye Laycock's 77th career victory in league play and 190th win of his 29-year coaching tenure ... Laycock brings a career record of 19-9 against Richmond into the contest.

Team Notes

Serious History

Saturday's game between William and Mary and Richmond will mark the 118th meeting between the two schools in the "Oldest Rivalry in the South." The Tribe leads the all-time series 59-53-5. The teams first met in 1898, when Richmond shut out W&M, 15-0.

Only three other FCS rivalries have a longer history than that of William and Mary vs. Richmond. In fact, the Tribe and Spiders have met just as many times as the longest FCS matchup, Minnesota vs. Wisconsin.

Here is a look at the longest series in Division I (Entering 2008 season):

Rivalry	Games	First Met
Lafayette-Lehigh	143	1884
Yale-Princeton	130	1873
Yale-Harvard	124	1875
W&M-Richmond	117	1898
*Minnesota-Wisconsin	117	1890
*I-A teams		

Recent History

Since the two teams started meeting as conference opponents in 1993, the Tribe holds a solid 9-6 overall record vs. Richmond. W&M has won four of the seven conference games played at Zable Stadium and is 5-3 in UR Stadium. In the 15 total games the two have played as conference foes, the College has never scored less than seven points, while scoring more than 21 on eight occasions. Conversely, the Spiders have failed to score 21 points eight times, and have been held to less than 10 in two contests.

Over the last three years, the Spiders have outscored the College 103-41, winning last year's meeting, 31-20, in Richmond. Richmond's 41-7 win in 2005 stands as the most lopsided victory for the Spiders since 1916, when the Spiders defeated W&M, 48-0.

If Richmond were to record a win on Saturday, it would mark the first time Richmond had won four-straight over the College since it collected consecutive victories between the 1959-62 seasons.

Simple History

No William and Mary season has ever ended with a playoff appearance without including a win over Richmond.

The last three times the Tribe has faced off against Richmond needing a win to secure post-season play (1996, 2001 and 2004) has seen the College record victories. Conversely, the last three times Richmond needed a win to improve its own post-season resume (2000, 2005 and 2007), it turned in a season-ending win over the Tribe.

The two sides have only met once with both teams carrying a national ranking since the two teams first joined the conference for the 1993 season. That year, a 6-4 Tribe squad was ranked No. 25 and knocked off what was then a 13th-ranked Richmond unit, 27-7.

Familiar Faces

Richmond brings in some very familiar faces to the Williamsburg campus on Saturday, as UR head coach Mike London was the Tribe's defensive line coach from the 1991-94 seasons.

Defensive coordinator Russ Huesman was a fixture on the College's staff from 1985 through the 1997 seasons. He spent his final two seasons on campus leading some of the College's finest defenses, as his 1996 unit turned in one of the most enduring performances in finishing second in the nation in total defense.

Spider cornerbacks coach David Legg also spent time on Laycock's staff, as he worked four years at the College as the defensive assistant between the 1991-94 seasons.

Fresh Faces

Richmond Head Coach Mike London will be the third first-year head coach the Tribe has faced off against this season (Sparky Woods, VMI and Darren Rizzi, Rhode Island).

In facing off against London and Rizzi this season, Tribe Head Coach Jimmye Laycock will now have faced off against 26 different head coaches in league play since first joining the conference in 1993.

Of the current group of league head coaches, Laycock has squared off against six that were entering the game in the first season at the helm of the program and holds a 4-2 record in those match ups (only Mickey Matthews – JMU in 1999; and Dave Cohen – Hofstra in 2006; have recorded wins).

Statistical Breakdown

	W&M	UR
SCORING	341	367
Points per Game	34.1	33.4
FIRST DOWNS	213	219
Rushing	89	116
Passing	113	90
Penalty	11	13
RUSHING YARDAGE	1699	2113
Yards Gained	1920	2340
Yards Lost	221	227
Rushing Attempts	330	460
Average per Rush	5.1	4.6
Average per Game	169.9	192.1
Rushing Touchdowns	14	31
PASSING YARDAGE	2426	2008
Att-Comp-Int	314-193-12	250-157-5
Average per Pass	7.7	8.0
Average per Catch	12.6	12.8
Average per Game	242.6	182.5
Passing Touchdowns	24	11
TOTAL OFFENSE	4125	4121
Total Plays	644	710
Average per Play	6.4	5.8
Average per Game	412.5	374.6

Tribe Quick Facts

Location: Williamsburg, Va.
 Founded: 1693
 Enrollment: 5,500
 Colors: Green, Gold and Silver
 President: W. Taylor Reveley, III
 Chancellor: Sandra Day O'Connor
 Athletics Director: Terry Driscoll
 Stadium: Walter J. Zable Stadium at Cary Field
 Capacity: 12,259
 Surface: FieldTurf Pro
 NCAA Affiliation: Division I FCS
 Conference: CAA Football Conference (Southern Division)
 2006 Record: 4-7 (2-6, Fifth)
 Ticket Information: (757) 221-3340
 Website: www.TribeAthletics.com

Richmond Quick Facts

Location: Richmond, Va.
 Founded: 1830
 Enrollment: 2,950
 Colors: Red and Blue
 President: Dr. Edward L. Ayers
 Athletics Director: Jim Miller
 Stadium: UR Stadium
 Capacity: 21,319
 Surface: Natural Grass
 NCAA Affiliation: Division I FCS
 Conference: Colonial Athletic Association Football (CAA)
 2007 Record: 11-3 (7-1, CAA)
 Website: www.RichmondSpiders.com
 SID: Mike DeGeorge
 Office Phone: (804) 287-6313
 Email: mdegeorge@richmond.edu



Game Notes

The Tribe in 2008

Overall: 7-3

At home:	4 - 1
Away:	3 - 2
On grass:	1 - 1
On turf:	6 - 2
At night:	3 - 1

CAA Football overall:	5 - 2
CAA Football home:	2 - 1
CAA Football road:	3 - 1

By Month:

August:	0 - 0
September:	2 - 1
October:	3 - 1
November:	2 - 1

When scoring first	6 - 0
When opponent scores first	1 - 3
When leading at half	4 - 0
When trailing at half	3 - 3
When tied at half	0 - 0
When leading after 3 qtrs	6 - 0
When trailing after 3 qtrs	0 - 3
When tied after 3 qtrs	1 - 0
When out-passing opponent	5 - 1
When out-rushing opponent	7 - 1
When out-gaining opp. (total off.)	7 - 0
When out-gained by opp.	0 - 3
When leading TOP	3 - 0
When trailing TOP	4 - 3
With an individual 100-yd rusher	4 - 0
With an individual 200-yd passer	6 - 1
With opponent 100-yd rusher	1 - 2
With opponent 200-yd passer	3 - 2
When leading turnover ratio	3 - 0
When trailing turnover ratio	2 - 2

Scouting 2008 Opponents This Week

N.C. STATE (4-6), at North Carolina, Noon

Last Week: W, vs. Wake Forest, 21-17

VMI (3-7), vs. Presbyterian, 1:30 p.m.

Last Week: L, at Stony Brook, 40-26

NORFOLK STATE (4-7), at Winston-Salem, 1:30 p.m.

Last Week: L, vs. Delaware State, 34-28

VILLANOVA (8-2, 6-1), at Delaware, 2:30 p.m.

Last Week: W, vs. Towson, 34-31

NEW HAMPSHIRE (8-2, 5-2), at Maine, Noon

Last Week: W, vs. Massachusetts, 52-21

DELAWARE (4-7, 2-5), vs. Villanova, 2:30 p.m.

Last Week: L, at Richmond, 31-14

RHODE ISLAND (2-9, 0-7), at Northeastern, 1 p.m.

Last Week: L, vs. Maine, 37-7

TOWSON (3-8, 1-6), vs. James Madison, 1 p.m.

Last Week: L, at Villanova, 34-31

NORTHEASTERN (2-9, 1-6), vs. Rhode Island, 1 p.m.

Last Week: L, at Hofstra, 42-14

JAMES MADISON (9-1, 7-0), at Towson, 1 p.m.

Last Week: W, vs. William and Mary, 48-24

RICHMOND (8-3, 5-2), at William and Mary, noon

Last Week: W, vs. Delaware, 31-14

Consistent Success

The W&M Athletics Department showed a Graduation Success Rate (GSR) of 96% among its student-athletes who entered school on athletics scholarships in the 2000-01 athletics year in data recently released by the NCAA.

The national average among all Division I schools was 77%. W&M's average of 96% ranked seventh in the nation, with four departments tied for the top spot with an average of 98%. The Tribe's average was the top in both the CAA and among all Division I Virginia schools.

The Tribe's football program showed a 96% GSR, which puts it well above the national average for the Football Championship Series (FCS) of 65%.

Good Company

A win over Richmond would give the College a 6-2 league mark and make it the sixth W&M team since the Tribe joined the conference in 1993 to win six, or more, league games.

It's a Winner

The Tribe's win over Towson (Nov. 1) secured the program its 19th winning season in head coach Jimmie Laycock's 29 years on campus.

The achievement becomes even more remarkable when considering the program had just seven winning seasons in the previous 30 years (1950 – 1979) prior to his taking control of the program for the 1980 season.

Good Start

With the 38-17 win over Northeastern (Nov. 8), the College improved its record to 7-2, which bettered the squad's win total of a season ago (four) and has surpassed its win out put of the previous two seasons combined (six).

The win secured the program's 13th season of seven wins, or better, in head coach Jimmie Laycock's 29-year tenure.

Prior to falling at No. 1 James Madison in its last outing, the Tribe had won five straight games in league play, which tied it for the second longest conference winning streak in school history (with the 1996 and 2001 squads – which each won its final five games en route to the league crown).

W&M now shows a three-win improvement over the 2007 squad ... The +3 in the win column ties the 2008 squad with four other Tribe teams (1981, 1983, 1992, and 2001) for the second-best single-season turnaround in Laycock's tenure.

Poll Watching

The College's current No. 16 national ranking in the latest Sports Network poll equals the program's highest position since appearing at the No. 9 spot for the eighth game of the 2005 season.

Prior to earning the No. 23 position in the Oct. 26th Sports Network poll, the Tribe had been absent from the national rankings for a total of 34 consecutive weeks (including preseason and final season polls) ... or a total of 28 weeks of regular season polling periods.

Tough Road Home

The Tribe's final two opponents, No. 1 ranked James Madison (9-1) and No. 6/7-ranked Richmond (8-3) have more combined wins than the College's four previous opponents combined (11, between Delaware, Rhode Island, Towson and Northeastern).

Further, the College has not beaten either team since the 2004 season (a combined 0-6 in the span).

Holding Down at Home

With its current 4-1 record at home, the 2008 Tribe squad has a chance to become the first team since 2004 to win as many as five home games in a single season. That season saw the Tribe go 5-0 in Zable Stadium during the regular season.

Team Offensive Notes

Pointed

By putting up 24 points at James Madison, the College has now scored 24, or more, points in every game this season. The squad's current average of 34.1 points a contest is pacing it as one of the highest scoring teams in school history.

If the Tribe were to maintain its current the average for the remainder of the year, it would rank as the fifth-highest scoring team in history.

The Tribe's per game average currently sits third in the CAA, behind JMU (36.9) and New Hampshire (35.6) and ranks 18th nationally.

Did you Know?

That no team in the history of the College has ever scored 24, or more, points in all of its regular season games (regardless of number of games played in a season).

The only squad in school history to score more than 20 points in every game during a season was the 1990 team, which saw its lowest single-game output on the year be a 22-point effort in a 22-12 win at Delaware.



Diversity

While the Tribe's offense has been prolific this season, it has been given a tremendous boost from the squad's special teams and defensive units. After senior cornerback and all-American candidate Derek Cox scored a pair of touchdowns vs. Northeastern (on an 89-yard punt return and 12-yard interception return), the Tribe has now scored a total of six non-offensive TDs on the year. Cox is responsible for half of them, as he also has a 45-yard interception return for a score in the season opening game at North Carolina State. Junior all-conference candidate David Caldwell has accounted for another pair, as he returned both a blocked field goal attempt and an interception for scores. Freshman kick returner Jonathan Grimes collected a TD at the end of a 97-yard kick return for a touchdown.

Did You Know . . .

That when sophomore fullback Jimmy Hobson caught his first career touchdown pass in the first quarter against Northeastern two weeks ago, he became the 12th different player for the College to find the end zone this season.

Red Tape

Saturday's contest features two of the league's highest-scoring offenses and, not coincidentally, two of the most efficient teams in the conference in the red zone.

The College enters the weekend having converted 33 of its 37 red zone opportunities, good for a .892 conversion percentage. The Spiders are just below the Tribe, as they have cashed in on .846 percent of its ventures inside the 20 (44 of 52). Of the Tribe's 33 scores, 26 have been TDs, while UR has found paydirt 34 times in its 52 total ventures.

Richmond's offense leads the CAA far and away with red-zone opportunities. Their 52 chances are eight higher than the next closest competitor (Hofstra with 44 total attempts).

Most Productive

Despite the off-afternoon vs. James Madison, which saw the squad produce a season-low 294 total yards, the William and Mary attack is still averaging 412.5 yards a contest, ranking it second in the CAA in total offense. The number also ranks the program 17th nationally.

The Tribe has used a very balanced approach, as it has run 330 times (for 1,699 yards) and passed 314 times (for 2,426 yards).

William and Mary's offense is currently averaging 6.40 yards on every snap through 10 games (644 plays/4,125 yards). The mark is currently second in the CAA and ranks it 10th nationally.

400-Club

The Tribe offense enters Saturday needing to put together 275 yards of total offense to ensure itself of averaging better than 400-yards a game for the season. If the College were to achieve the feat, it would mark the sixth time in the last 12 years the Tribe attack has ended the regular season averaging better than 400-yards a game.

Ground Attack

By out-gaining the Tribe 317 to 76 on the ground, James Madison broke what had been a streak of five-straight games that the Tribe had out-rushed its opponent.

The College entered last Saturday's contest having out-rushed eight of its nine opponents on the season.

The Tribe's only two losses in conference play (Villanova and James Madison) have also been the only games on the season the College has been out-gained on the ground.

Did You Know?

Despite the difficult sledding against JMU, the College's current rushing average of 169.9 yds/game is currently 52 yards above its final per game average of a season ago (118.0). If the College were able to maintain its current average, it would be the school's best rushing performance since the 1999 squad averaged 193.5 yards a game on the ground.

As previously stated, the College has out-rushed eight of its 10 opponents thus far in 2008.

Last season, the Tribe didn't out-gain a single opponent on the ground in 11 games.

That Being Said

W&M has fallen four times in the last six meetings with the Spiders and the one area, statistically, that jumps off the page is in the ground game. In the Tribe's four losses, it has rushed for a combined 183 yards on 106 attempts, an average of 1.7 yards per attempt. Conversely, Richmond has run for a combined 866 yards on 199 attempts, an average of 4.3 yards per attempt over the same span of games.

The Tribe's pair of wins (2003 and 2004) saw the ground game average 188 yards between the two games and average nearly 5.5 yards a carry.

Richmond brings the league's fourth-ranked rushing offense into this week's contest, as the Spiders are averaging 192.1 yards per game on the ground.

CAA FOOTBALL CONFERENCE

2008 CAA Football Standings

South	CAA	Overall	H	A
James Madison	7-0	9-1	6-0	3-1
Villanova	6-1	8-2	4-1	4-1
Richmond	5-2	8-3	4-1	4-2
William and Mary	5-2	7-3	4-1	3-2
Delaware	2-5	4-7	3-2	1-5
Towson	1-6	3-8	3-2	0-6

North	CAA	Overall	H	A
New Hampshire	5-2	8-2	4-1	4-1
Maine	5-2	8-3	4-1	4-2
Massachusetts	3-4	6-5	3-2	3-3
Hofstra	2-5	4-7	2-3	2-4
Northeastern	1-6	2-9	1-3	1-6
Rhode Island	0-7	2-9	2-4	0-5

Around CAA Football This Week

Saturday, Nov. 22	Time/TV
New Hampshire at Maine	Noon
Richmond at William and Mary	Noon/CSN
James Madison at Towson	1 p.m.
Rhode Island at Northeastern	1 p.m.
Villanova at Delaware	2:30 p.m./CN8
Hofstra at Massachusetts	2:30 p.m./CN8, YES Network

Last Week's CAA Football Results

New Hampshire 52, Massachusetts 21
 Rhode Island 7, Maine 37
 James Madison 48, William and Mary 24
 Hofstra 42, Northeastern 14
 Villanova 34, Towson 31
 Richmond 31, Delaware 14

Last Week's CAA Football Players of the Week

Offense: Rodney Landers, JMU, QB
 Defense: Matt Parent, New Hampshire, LB
 Special Teams: Roger Williams, Hofstra, PK
 Rookie: Chris Jeannot, New Hampshire, TE





Game Notes

National Rankings

CAA Football in the National Polls

Sports Network (Nov. 17)	FCS Coaches (Nov. 17)
James Madison (1)	James Madison (1)
Villanova (6)	Richmond (6)
Richmond (7)	Villanova (7)
New Hampshire (11)	New Hampshire (11)
William and Mary (16)	Maine (17)
Maine (17)	William and Mary (19)

Sports Network FCS Top 25 - Nov. 17 Poll

Team (First Place Votes)	Record	Last Week
1. James Madison (106)	9-1	1
2. Appalachian State (13)	9-2	2
3. Cal Poly (1)	8-1	3
4. Northern Iowa	9-2	4
5. Montana	10-1	5
6. Villanova	8-2	6
7. Richmond	8-3	7
8. Weber State	9-2	8
9. Wofford	8-2	9
10. Southern Illinois	8-2	10
11. New Hampshire	8-2	13
12. Elon	7-2	11
13. Central Arkansas	9-2	15
14. McNeese State	7-3	16
15. South Carolina State	9-2	17
16. William & Mary	7-3	12
17. Maine	8-3	21
18. Tennessee-Martin	8-3	20
19. Harvard	8-1	19
20. Furman	7-4	14
21. Colgate	8-2	23
22. Liberty	9-2	24
23. Western Illinois	6-4	25
24. Jacksonville State	8-3	NR
25. Tennessee State	8-3	18

FCS Coaches Top 25 - Nov. 17 Poll

Team (First Place Votes)	Record	Last Week
1. James Madison (28)	9-1	1
2. Appalachian State	9-2	2
3. Cal Poly	8-1	3
4. Northern Iowa	9-2	4
5. Montana	10-1	5
6. Richmond	8-3	6
7. Villanova	8-2	7
8. Weber State	9-2	8
9. Southern Illinois	8-2	9
10. Wofford	8-2	11
11. New Hampshire	8-2	12
12. Central Arkansas	9-2	13
13. McNeese State	7-3	14
14. Elon	7-3	10
15. South Carolina State	9-2	17
16. Harvard	8-1	19
17. Maine	8-3	23
18. Tennessee-Martin	8-3	21
19. William & Mary	7-3	15
20. Liberty	9-2	22
21. Jacksonville State	8-3	NR
22. Colgate	8-2	24
23. Furman	7-4	16
24. North Dakota State	6-4	25
25. Tennessee State	8-3	18

Finishers

Despite being outscored by JMU 24-14 in the second half, the Tribe has been rather remarkable in the second half of play this season. The squad has outscored all its opponents by a total of 124 points (224 to 107) during the second half of play.

Over its last seven games (all in league play), only JMU, New Hampshire (13 points) and Rhode Island (14 points) managed to put together more than a single second half scoring drive. In the same span, three teams have scored three points, or less, (Delaware – 3; Villanova – 3; and Towson – 0). Conversely, the Tribe has scored 21, or more, second half points four times (21 vs. Villanova; 27 vs. UNH; 27 vs. URI; and 27 vs. Towson).

The College has had the lead at the half four times this season and has won each of those contests. Of the six games the Tribe has trailed going into intermission, the team has rallied for wins in three.

30 Is A Magic Number

Since taking over the program in 1980, Laycock has coached a total of seven teams that have averaged 30, or more, points per game. Five of those seven teams participated in postseason play. The average number of victories among the seven teams is 8.6.

For the record, previous to Laycock's tenure on campus, the only other team in Tribe history that averaged better than 30 points per game was the 1946 squad, which produced 34.7 points a game. The following is a complete listing of all the teams in school history to average better than 30 points per game:

Rank Team Scoring Avg. Final Record

- 1993 - 36.8 - 9-3
- 1990 - 35.9 - 10-3
- 2004 - 34.7 - 11-3
1946 - 34.7 - 8-2
- 1991 - 31.8 - 5-6
- 1998 - 31.5 - 7-4
- 1996 - 30.3 - 10-3
- 2001 - 30.2 - 8-4

Individual Offensive Notes

Stellar Senior

Playing in his last regular season home game of his brilliant Tribe career, returning all-conference quarterback Jake Phillips comes into Saturday's action ranked fifth in the league with average of 226.6 passing yards a game, while his 21 TD passes ranks him fourth among league QBs. Phillips currently has a quarterback rating of 147.0, which ranks him fifth in the CAA (among QBs averaging at least 15 attempts a contest) and 17th nationally.

Phillips' average of 246.6 yards of total offense a game is third in the league and ranks him 25th nationally.

Touchdown Maker

By throwing for a pair of touchdowns vs. the Dukes, Phillips has now thrown at least one TD in each of his nine starts on the season. Going back to last season, he has thrown for at least one TD in 10 consecutive starts. Overall, in his last 21 starts, dating back to the first game of 2007, Phillips thrown at least one TD in 19 contests (only Virginia Tech and Hofstra held him out of the end zone).

On his career, Phillips has now been responsible for 74 total touchdowns (57 passing, 17 rushing) in 37 total appearances (an average of 2.0 per appearance).

Including his two-touchdown performance against James Madison, Phillips has now thrown for two, or more, TDs in six of his nine starts on the year, and 15 times in his career. Over his last 20 games (or every start since the beginning of 2007), Phillips has thrown for multiple TDs on 13 occasions.

Did You Know?

Jake Phillips is currently averaging 16.00 points a game (in points responsible for – which is a combination of running and passing TDs), which ranks him second in the conference and 12th nationally.

Among his Peers

Phillips' career total of 74 total touchdowns ranks him fifth among all active players in the Football Championship Subdivision (with the active leader being Appalachian State's Armanti Edwards, 102 total TDs).

Phillips' career mark of 7,782 yards of total offense places him eighth among all active FCS players, while his 57 career TD passes and 7,167 career passing yards also rank him seventh.

Moving On Up

As previously stated, Phillips has turned in one of the finest playing careers in school history during his four years at the College. With his 187 passing yards against James Madison, he moved his career total to 7,167 yards, pushing him into third-place on the College's career listing, past Chris Hakel's career total of 7,025 yards (accumulated between the 1988-91 seasons).



The pair of scoring touchdown passes pushed his career total to 57, good for the No. 3 position on the school's all-time listing. Currently, he trails Mike Cook's second-place total of 62 (accumulated between the 1995-98 seasons) by five scoring tosses.

Lastly, Phillips career total offense mark to 7,782 yards career, good for third-place on the Tribe's career listing.

See the entire career charts on Page 9 of this release.

The 200

Phillips' 187-yard effort against James Madison snapped what had been a six-game streak of starts with more than 200-passing yards on the season.

Coming into Saturday's action, Phillips has fashioned a total of 18 career 200-plus yard passing afternoons, a figure that places him in tie for fifth place with Lang Campbell on the school's all-time listing.

Finisher

As has been previously stated, the Tribe has established itself as a second half squad. One of the leading forces in the College's second-half dominance can be traced to the stellar play of Phillips during crunch time. Against Northeastern, Phillips helped turn what had been a tense 21-10 Tribe halftime lead into a 31-10 cushion in just under seven minutes of play in the third quarter, as he connected on seven of his first nine attempts for 103 yards and in leading a pair of scoring drives. He ended the second half with 127 total passing yards, hitting nine of his 13 attempts.

In the team's win at Towson, Phillips came out of the half and hit on nine of his first 10 pass attempts, throwing for 93 yards and a pair of touchdowns . . . And that was all in just the first six minutes of the third quarter. By the time he had thrown his eighth consecutive completion, a 17-yard dart to tight end Rob Varno down the middle of the TU defense, the Tribe had turned what had been a 14-7 halftime deficit into a 21-14 lead (with 9:47 remaining in the quarter). By the time the third quarter ended, Phillips had completed 11 of his 14 attempts for 131 yards and the Tribe held a commanding 27-14 lead.

This sort of performance has become typical for the senior captain, as he turned in similar late heroics in the Tribe's wins at New Hampshire and Delaware. In each game, the College was either fighting for, or playing to hold onto, a lead going into the fourth quarter. In each of those contests, Phillips was on the money and able to deliver when the pressure was the greatest.

Phillips' combined fourth quarter numbers for those contests were incredible, as he connected on 17 of his 23 combined attempts (.739) for 253 yards and a pair of scores. Included in his fourth quarter work was the game-winning 72-yard TD drive at then fourth-ranked New Hampshire that saw him ring up the decisive points on a 17-yard pass to DJ McAulay with just 22 seconds remaining.

Inside the Numbers

True freshman tailback Jonathan Grimes will be looking to put a fitting end to what has been a tremendous initial regular season campaign. Currently, the Palmyra, N.J., native's average of 87.7 rushing yards per game ranks fourth in the CAA and is the top freshman mark across the conference and the second highest nationally among all freshmen in the FCS (trailing only Stony Brook's Ed Gowins - 119.1).

Grimes is the conference's leader in all-purpose yardage, compiling an impressive 169.2 yards per game, a figure that places him ninth-nationally. His average is the tops among all freshmen in the FCS.

Grimes' average of 6.0 points per game ties him for eighth in the CAA, while 10 total TDs ranks him fourth overall in the league. He is the league's top freshman in both categories.

His 37 receptions (for 302 yards and two scores) is the second-highest figure for a league running back, and is, once again, the top mark among all league freshmen.

Did You Know?

In seven starts in conference play this season, Grimes has averaged 97.0 yards a contest (123 carries for 679 yards) and has scored five rushing TDs.

Impressive

Just 10 contests into his collegiate career, Grimes has turned in three of the top all-purpose yardage games in school history. His first career start, against Villanova, saw him rack up 324 all-purpose yards, which ranked as the second best-single-game effort in school history (the record is 325 yards, set by Komlan Lonergan in 2001 vs. Villanova). One week later, he followed with an equally impressive 282-yard all-purpose afternoon in the team's win at New Hampshire, which ranks fourth in the school's annals. Most recently, the 225 all-purpose yards he put up in the win over Northeastern is the 13th best single-game effort in Tribe history.

The following is a complete list of the top 15 all-purpose yardage games in W&M history:

1.	325	Komlan Lonergan	11/24/2001	vs. Villanova
2.	324	Jonathan Grimes	10/4/2008	vs. Villanova
3.	296	Dominique Thompson	10/23/2004	at Delaware
4.	282	Jonathan Grimes	10/11/2008	at New Hampshire
5.	274	Komlan Lonergan	9/18/1999	vs. Furman
6.	248	Rich Musinski	11/25/2003	at Rhode Island
7.	257	Phil Mosser	10/3/1970	at Ohio Wes.
8.	244	Dominique Thompson	10/9/2004	at Liberty

Tribe Record Watch

Passing Yards

1.	Dave Corley, Jr., 1999-02	9805
2.	Stan Yagiello, 1981-85	8249
3.	Mike Cook, 1995-98	7295
4.	Jake Phillips, 2005-	7167
5.	Chris Hakel, 1988-91	7025
6.	Lang Campbell, 2001-2004	6494
7.	Shawn Knight, 1991-94	5705
8.	Chris Garrity, 1979-81	4536
9.	Tom Rozantz, 1975-78	4019
10.	Dan Darragh, 1965-67	3361

Total Offense

1.	Dave Corley, Jr., 1999-02	10948
2.	Stan Yagiello, 1981-85	8168
3.	Jake Phillips, 2005	7789
4.	Mike Cook, 1995-98	7245
5.	Lang Campbell, 2001-2004	7149
6.	Chris Hakel, 1988-91	7058
7.	Shawn Knight, 1991-94	6408
8.	Tom Rozantz, 1975-78	5385
9.	Bill Deery, 1972-74	4589
10.	Chris Garrity, 1979-81	4320

Pass Attempts

1.	Stan Yagiello, 1981-85	1246
2.	Dave Corley, Jr., 1999-02	1168
3.	Jake Phillips, 2005-	930
4.	Chris Garrity, 1979-81	913
5.	Mike Cook, 1995-98	872
6.	Chris Hakel, 1988-91	869
7.	Lang Campbell, 2001-2004	763
8.	Tom Rozantz, 1975-78	696
9.	Shawn Knight, 1991-94	580
10.	Dan Darragh, 1965-67	535

Pass Completions

1.	Stan Yagiello, 1981-85	737
2.	Dave Corley, Jr., 1999-02	676
3.	Jake Phillips, 2005-	548
4.	Mike Cook, 1995-98	540
5.	Chris Hakel, 1988-91	523
6.	Lang Campbell, 2001-2004	495
7.	Chris Garrity, 1979-81	407
8.	Shawn Knight, 1991-94	380
9.	Tom Rozantz, 1975-78	315
10.	Dave Murphy, 1980-83	288

Touchdown Passes

1.	Dave Corley, Jr., 1999-02	73
2.	Mike Cook, 1995-98	62
3.	Jake Phillips, 2005-	57
4.	Lang Campbell, 2001-2004	54
5.	Stan Yagiello, 1982-85	51
6.	Shawn Knight, 1991-94	46
7.	Chris Hakel, 1988-91	43
8.	Buddy Lex, 1946-49	36
9.	Dan Darragh, 1965-67	30
10.	Chris Garrity, 1979-81	27



Game Notes

Receiving Yards

1. Rich Musinski, 2000-03	4168
2. Dave Conklin, 1996-99	3269
3. Chris Rosier, 1997-00	2884
4. Harry Mehre, 1985-88	2748
5. Jeff Sanders, 1981-84	2352
6. Corey Ludwig, 1990-93	2349
7. Joe Nicholas, 2004-07	2278
8. Terry Hammons, 1991, 1993-95	2134
9. Dominique Thompson, 2001-2004	2123
10. Mike Tomlin, 1991-94	2054
-- Elliott Mack, 2005-	1849

Touchdown Receptions

1. Rich Musinski, 2000-03	31
2. Dave Conklin, 1996-99	27
3. Harry Mehre, 1985-88	26
4. Mike Tomlin, 1991-94	20
Joe Nicholas, 2004-07	20
6. Chris Rosier, 1997-00	19
7. Vito Ragazzo, 1948-50	18
8. Josh Whipple, 1994-96	17
9. Dominique Thompson, 2001-04	16
10. Kurt Wrigley, 1980-82	15
-- Elliott Mack, 2005-	14
-- D.J. McAulay, 2005-	11

Field Goals

1. Greg Kuehn, 2002-05	59
2. Steve Christie, 1986-89	57
3. Brian Shallcross, 1994-97	48
4. Brett Sterba, 1998-00	46
5. Brian Morris, 1982-85	30
6. Steve Libassi, 1976-79	26
7. Chris Dawson, 1991-93	22
8. Brian Pate, 2007-	20
9. Terry Regan, 1972-74	17
10. Dan Mueller, 1988-91	14

9. 237	Dominique Thompson	11/27/2004	vs. Hampton (Playoffs)
10. 240	David Conklin	9/13/1997	at VMI
11. 231	Rich Musink	9/28/2002	vs. Delaware
12. 226	Mike Sutton	11/5/1983	at Marshall
13. 225	Jonathan Grimes	11/8/2008	vs. Northeastern
14. 219	Komlan Lonergan	10/23/1999	at VMI
15. 217	Komlan Lonergan	11/5/1999	at Rhode Island

Did You Know?

If Grimes were able to maintain his current season average of 169.2 all-purpose yards a game, he will set a school single-season record. The previous record is held by Dominique Thompson, who averaged 155.3 all-purpose yards a game on his way to earning consensus all-America honors during the 2004 season.

Millennium Quest

Grimes needs 123 rushing yards in the team's season finale vs. Richmond to become the first Tribe back since 1998 to break the 1,000-yard rushing barrier. Hameen Ali was the last back to record the feat for the College, as he collected 1,022 rushing yards in 11 games during the 1998 campaign.

Since Ali's 1,000-yard plus effort, the team's top running total was 944 by Elijah Brooks in 2005 (on 207 carries).

Grimes' 877 yards (on 145 attempts) is the top figure for a freshman tailback (true or redshirt) in school history, breaking Derek Fitzgerald's former record of 865 yards (on 175 attempts) set during the 1992 season. Grimes' seven rushing TDs stands as the highest for a Tribe freshman since Jonathan Smith powered for an impressive 13 scores during the Tribe's conference championship season of 2001.

Man of Honor(s)

While his numbers make him a strong candidate for the league's Offensive Rookie of the Year award, he is also the league's leader in terms of season honors, as well, as he has earned a conference-high three Rookie of the Week citations this season.

His latest recognition came after his evening's work in the Tribe's win over Northeastern, as he carried the ball 16 times for 130 yards and helped the College grind out 198 total rushing yards.

Also included in his work against the Huskies were three receptions for 16 yards and four kick returns for an additional 79, giving him 225 all-purpose yards.

With the effort, the Palmyra, N.J., native has now rushed for 100, or more, yards in three of the last six games (vs. UNH, URI and Northeastern) and has gained 90, or more, six times this year. Included in his evening's work against the Huskies was a career-long 67-yard rush in second quarter that set up the team's second touchdown of the contest.

Sharing the Ball

The Tribe currently has five players who have caught 25, or more, passes on the season (compared to just four from all of last year). The group features four players with three, or more, TD catches on the year and has seen a total of six players catch at least one TD pass.

Four players have turned in plays of more than 40 yards on the year, while a fifth has a 30-yard catch to his credit.

The last six weeks has seen the Tribe average just under eight different players catch at least one pass in each contest.

When looking at the numbers specifically by position groups, the receivers have been extremely productive, as they have combined to make 102 receptions for 1,613 yards and 18 TDs. The current starting tandem of DJ McAulay (37 grabs for 701 yards) and Chase Hill (34 catches for 355 yards) have combined for 15 TDs and 1,056 yards.

Mighty McAulay

With senior wide receiver Elliott Mack having missed the last three games with a knee injury, junior wide out DJ McAulay has become the team's chief big-play threat and seems to be thriving in the role. In his last action, vs. James Madison, he pulled down a season-high tying six catches for 92 yards.

On the year, 13 of McAulay's 37 catches have gone for 20 yards, or more. His current average of 18.9 yds/reception ranks him first on the team and is the top figure in the league among players who have 25, or more, receptions on the year.

He has been efficient in getting into the end zone, as he has eight TD catches on the year. Remarkably, all eight of his scores have come from 17 yards or greater this season, including a season-long 65-yard catch and run for a score at Towson.

His eight TD catches on the season ties him for first in the conference, while his average of 70.1 yards a game ranks fourth in the CAA.

Hill Climbing

Sophomore Chase Hill has been one of the team's more pleasant surprises this season, as the converted quarterback currently is third on the team in catches with 34 (for 371 yards). By bringing down a pair of touchdown grabs vs. JMU, Hill has now caught at least one TD pass in five of the last six games and currently is second on the squad, and fifth in the CAA, with seven on the year.

After making the switch to the position during his redshirt freshman season in 2007, Hill earned a spot as the No. 3 receiver coming into fall and has maximized his opportunity.

He turned in a career afternoon in the team's win at Delaware, as his seven catches was a career high, as were his 105 receiving yards. His highlight came during a crucial fourth-quarter Tribe drive when Phillips found him in stride down the seam of



the Delaware defense and he outraced the Blue Hen backfield for a 44-yard score.

Hill also led the team in receptions in the team's win over URI, snatching five passes for 55 yards.

Solid Ending

Junior Rob Varno has quietly emerged as one the league's top pass catching tight ends. He has caught at least one pass in each of the 10 games on the season and has brought down three, or more, in seven of the contests. With three catches for 20 yards vs. JMU, Varno moved his season total to 30 receptions for 330 yards, including three TDs.

His 30 receptions and 320 receiving yards each rank second among conference tight ends (to Scott Sicko of New Hampshire, 36 catches for 416 yards). His three TD grabs ties him for third.

Hands On

True freshman tight end Alex Gottlieb joined Grimes as the only true freshman from the talented 2008 Tribe recruiting class to see playing time this season. Gottlieb, who has seen action in every game since the second week of the season, made his first career catch a memorable one in the win over Rhode Island, as he worked underneath the Rams' coverage and turned a 10-yard pass into a 30-yard gain for the College.

He now has five catches for 84 yards on the year.

Mack-tacular

Despite not having played a snap in the last three games due to a knee injury sustained in the first half of the team's win over Rhode Island, senior returning all-conference wide out Elliott Mack remains the team's fifth-leading receiver in catches (25) and second leading receiver in yardage (404), while his average of 16.2 yards a reception is second on the squad among players with more than three catches on the season.

The senior from Irvington, N.J., boasts impressive career totals, as he comes into Saturday's action with 111 catches for 1,818 yards. He now stands just 237 yards from moving into 10th-place on the College's career receiving listing.

With a sterling 119-yard, eight-catch performance vs. Delaware earlier this season, Mack currently has five career 100-plus yard receiving afternoons to his credit.

His status for Saturday's action at James Madison remains questionable.

Did You Know?

Mack enters Saturday's contest with 15 scoring grabs for his career, tying him with Kurt Wrigley (1980-82) for 10th on the school's all-time listing. As he moves through the season, literally his every scoring catch will advance him a position on the Tribe's career listing. Next on the chart is former All-American Dominique Thompson, who ended his career at the College with 16 total receiving TDs. (See the complete chart on Page 10 of this release).

Pate's Record Pace

Junior place-kicker Brian Pate has been nothing short of exceptional for the College this season. In drilling a personal season-long tying 43-yard field goal against James Madison, Pate has now hit on his last four FG attempts, and nine of his last 10.

Consistency has been Pate's specialty on the season, as he has been true on 11 of his 13 field goal attempts and hasn't missed an extra point in his 39 conversion attempts.

Pate is the team's leading scorer with 72 points on the season. He ranks second in the CAA, with an average of 7.2 points a contest, while his average of 1.10 FG/game is currently second in the league.

His 84.6 success rate on field goals is the highest average for any kicker in the conference, and he is currently one of only three kickers in the league to not have missed an extra point attempt on the year.

With two more FGs, Pate will move into the team's single season all-time record book, placing him in a four-way tie for 10th-place.

For his career, Pate's 20 career field goals is the seventh-highest total in school history. With three more successful attempts, he will pass Chris Dawson (1991-93) and move into seventh place on the team's all-time listing.

Defensive Notes

Scoring with Defense and Special Teams

While the Tribe offense has been one of the most productive in the nation this season, the squad's defensive and special teams units have also put up a number of points -- scoring six touchdowns. Senior cornerback/punt returner Derek Cox has accounted for three of those scores, as he returned interceptions for touchdowns against N.C. State and Northeastern while also taking a punt back 89 yards for a score versus NU. Junior safety David Caldwell returned an interception 62 yards for a score against Rhode Island, while he returned a blocked field goal 66 yards for a score versus Norfolk State. True freshman running back Jonathan Grimes found the end zone with a 97-yard kickoff return against Villanova.

The Tribe's three pick-sixes are a single-season school record during the Laycock Era.

Among the Nation's Best

Junior defensive end Adrian Tracy has been simply dominant this season for the Tribe and currently ranks 11th nationally in sacks per game (.85) and 26th in tackles for a loss per game (1.40). The Sterling, Va., native leads the conference in both

2008 Honor Roll

Jake Phillips

- CAA Offensive Player of the Week (10/13)

Jonathan Grimes

- CAA Rookie of the Week (11/10)
- TSN National Special Teams Player of the Week (10/6)
- CAA Special Teams Player of the Week (10/6)
- CAA Rookie of the Week (10/6)
- CAA Rookie of the Week (9/15)

Adrian Tracy

- CAA Defensive Player of the Week (9/22)

Josh Rutter

- CAA Defensive Player of the Week (10/20)

Derek Cox

- CAA Special Teams Player of the Week (11/10)

Jake Trantin

- CAA Rookie of the Week (10/27)

Brian Pate

- CAA Special Teams Player of the Week (10/27)



Game Notes

categories.

Tracy's best performance of the season came in the victory at then-No. 4 New Hampshire when he totaled a career-high 13 tackles with two sacks and three tackles for a loss. The effort marked the second time this season that he has totaled four TFLs in a game.

Tracy has recorded at least a half sack in all but two game this season and now has 17.5 career sacks and 40 TFLs. His career sack and TFL totals rank 11th among active FCS players.

Stepping Up

While red-shirt freshman linebacker Jake Trantin has played well all season, he has performed especially well since moving from outside linebacker to the middle for injured Josh Rutter. In the three games since making the move to the middle, Trantin has recorded 42 total tackles (28 solo) with an interception, forced fumble and a tackle for a loss.

Trantin currently the top tackler in the CAA among freshmen with 7.0 per contest. The stat ranks ninth among all linebackers in the league.

Caldwell in the CAA Rankings

Junior safety David Caldwell has established himself as one of the CAA's top defensive backs this season. In addition to accounting for a pair of touchdowns (interception return vs. Rhode Island and blocked field goal return vs. Norfolk State), he currently ranks fourth in the conference in tackles among defensive backs with 7.1 per game.

Second Half Defense

Prior to allowing 230 yards in the second half at James Madison, the Tribe defense had played incredibly well following the intermission of the previous four contests -- allowing an average of just 74 yards of total offense (Towson - 7; Northeastern - 79; Delaware - 83; Rhode Island - 127).

Additionally, the Tribe defense allowed just 24 total points in the second half of those four games, an average of just six points per contest.

Four Players Post Career Highs at JMU

Junior linebacker Michael Pigram, junior defensive tackle Sean Lissemore, sophomore safety Michael Alvarado and redshirt freshman defensive end Ravi Pradhanang all posted career highs in tackles at James Madison. Pigram finished with a game-high 16 stops, while Alvarado and Lissemore registered 11 and 10, respectively. Pradhanang added six tackles, five of which were solo stops.

Junior defensive end Adrian Tracy also finished in double figures with 11 tackles, while redshirt freshman linebacker Jake Trantin and junior safety David Caldwell totaled nine apiece.

Lissemore Making Stops in the Backfield

In addition to totaling a career-high 10 tackles at James Madison, Sean Lissemore has recorded at least one tackle for a loss in each of the last three games.

Much Improved

With the return of nine starters from last year's defensive unit, the Tribe entered 2008 looking to improve upon its performance from a season ago when it allowed nearly 400 yards of total offense per game (225.7 rushing/167.5 passing). This season, W&M has dramatically improved upon those numbers, allowing just 335.9 yards per game (155.3 rushing/180.6 passing).

In addition to limiting opponents' yardage this season, the Tribe has also dramatically reduced the number of points it has allowed this season. While the '07 team surrendered a school-record 38.8 points per game, this year's squad is allowing just 24.1 points per game.

Creating Turnovers

The Tribe defensive unit has been incredibly effective in creating turnovers when compared to a year ago. This season, W&M has already 20 turnovers, besting its total of 15 from all of last season.

Sharing the Load

While the Tribe's total of 15 interceptions is significant, perhaps even more impressive is the fact that a school-record-tying 10 different players have tallied at least one (the 1990 and 1993 squads also had 10 players with at least one pick).

Getting Into the Backfield

The Tribe defensive unit has been effective stopping the opposition behind the line of scrimmage this season, totaling 64 tackles for a loss for 260 yards. The average of 6.4 TFL for 26 yards per game marks a significant improvement from last year's team that averaged 4.5 TFL for 16.2 yards per game.

Sacking the Opposition

The Tribe's sack total is up significantly this season, recording 20 sacks for a loss of 128 yards through 10 games. The '07 defensive unit totaled 10 sacks for a loss of 60 yards all of last season.

Early Stops

While the first quarter proved to be the Tribe's worst quarter defensively last season (allowing 12.5 points per game), W&M's defensive unit has been very impressive during the initial 15 minutes of action this year, allowing just 5.2 points per game. The Tribe has held three opponents scoreless in the opening quarter (VMI, Delaware and Towson), while only New Hampshire has scored more than a touchdown.

The Sticks are Staying Put

The Tribe's defense has been effective in limiting the oppositions' first downs this season, allowing just 18.1 per contest. The stat marks significant improvement from last season's team that surrendered 21.9 first downs per contest.

In its season opener at N.C. State, W&M held the Wolfpack without a first down on its first eight possessions. NCSU's initial first down of the contest didn't come until its final possession of the first half, while the Wolfpack managed just 11 first downs during the entire game. The total was lowest allowed by the Tribe since surrendering just seven first downs against Liberty on Sept. 24, 2005. W&M nearly equaled that feat in the wins at Delaware and Towson by holding both opponents to just 12 first downs.

Why to Watch Third Downs

Third down stops played a key role in W&M's four triumphs last season, as the Tribe limited its opponents to a 30.2 percent conversion percentage. Conversely, in the College's seven losses, opponents registered a 49.4 percent success rate on third downs (49-for-99).

This season, W&M has allowed just 54 conversions on 156 opportunities (35 percent). W&M's best efforts have come against N.C. State (2-of-16), Norfolk State (3-of-18) and Towson (2-of-14).

In Case You Missed it ...

Cox Honored as CAA Special Teams Player of the Week

After an outstanding performance on both defense and special teams in the win against Northeastern, senior cornerback Derek Cox was selected as the CAA Special Teams Player of the Week.

Cox returned a punt 89 yards for a touchdown with 13:26 to play in the first quarter and later found the end zone again with a 12-yard interception return for a score midway through the fourth quarter. It was Cox's second pick-six of the season.

It marked the first time a W&M player had returned a punt and interception for a touchdown in the same game. The last Tribe player to accomplish the feat in the same season was current Minnesota Viking Darren Sharper in 1996.

More on Cox's Pick-Sixes

When senior cornerback Derek Cox returned an interception 12 yards for a touchdown in the fourth quarter of the Tribe's win against Northeastern, it marked the second time this season that he returned a pick for a score. During the fourth quarter of the season opener at N.C. State, he returned an interception 45 yards for a touchdown. The last Tribe player to return two interceptions for a touchdown in one season was Billy Parker in 2002.

It's a Winner

The Tribe's win over Towson secured the program its 19th winning season in head coach Jimmie Laycock's 29 years on campus.

The achievement becomes even more remarkable when considering the program had just seven winning seasons in the previous 30 years (1950 - 1979) prior to his taking control of the



program for the 1980 season.

Defensive Dominance at Towson

The Tribe defensive unit posted one of its best performances of the season in the victory at Towson. Below is a list of defensive highlights from the triumph.

- W&M limited Towson to just 12 first downs, marking the third time this season that the Tribe has limited an opponent to 12 first downs or less (N.C. State - 11, Delaware -12); Towson recorded just two first downs in the second half.
- W&M held Towson to just 43 yards rushing on 23 carriers (1.9 yards per carry), marking the first time the College has held an opponent to less than 50 yards on the ground since Liberty managed negative six yards on Sept. 24, 2005.
- The College recorded a pair of second half interceptions, increasing the team's total to 14 this season.
- The Tribe limited the Tigers to 2-of-14 on third downs conversions.
- W&M held TU to just seven total yards in the second half, including negative 14 yards rushing.
- Towson managed negative four yards of total offense in the third quarter.
- W&M only allowed Towson into the red zone once and held the Tigers scoreless on that possession.
- Of Towson's 238 yards of total offense, 89 yards came on just two plays; excluding those plays, W&M held Towson to just 149 yards on 54 plays (2.8 yards per play).
- Towson totaled a time of possession of just 8:59 in the second half.

Alvarado Makes His Mark

Sophomore safety Michael Alvarado had a big part in the Tribe's dominant defensive effort in the win at Towson, as he recorded a key interception in the fourth quarter. The pick allowed W&M to take over on the Tigers' 49-yard line and set up a seven-play touchdown drive that helped seal the College's victory. The interception was Alvarado's second of the season, as he also registered key pick in the victory at then-No. 4 New Hampshire.

Trantin Honored as CAA Rookie of the Week

After an outstanding performance in the homecoming win against Rhode Island, redshirt freshman linebacker Jake Trantin was selected as the CAA Rookie of the Week. Making his first career start at middle linebacker (after starting each of the previous six games at outside linebacker), Trantin garnered rookie of the week distinction after recording a game-high and career-best 13 tackles (nine solo) versus the Rams. The Severn, Md., native also registered an interception, forced fumble and a tackle for a loss. The interception, which was the first of his career, came in the end zone and halted a URI scoring opportunity.

Trantin currently ranks fourth on the team in tackles (41) and is tied for second on the squad with 5.5 tackles for a loss.

Pick-Six ... Again

Junior safety David Caldwell's 62-yard interception for a touchdown during the fourth quarter at Rhode Island marked the second time this season that a Tribe player has returned a pick for a touchdown. Senior cornerback Derek Cox returned an interception 45 yards for a score during the fourth quarter at N.C. State.

Francks Records First Career INT

Making just his second start of the season, sophomore linebacker Evan Francks recorded the first interception of his career when he picked off Rhode Island quarterback Derek Cassidy in the first quarter of last Saturday's game. In addition to his interception, Francks finished the afternoon with six tackles.

Homecoming

With the win against URI, the College recorded victories on three-straight Homecoming weeks this season, as the Tribe spent the previous two weeks as both New Hampshire and Delaware's Homecoming opponents.

Rutter Honored as CAA Defensive Player of the Week

After an outstanding performance in William and Mary's 27-3 victory at Delaware, senior linebacker Josh Rutter was selected as the Colonial Athletic Association Defensive Player of the Week on Oct. 20. The honor marked the second time this season that a Tribe player earned the award, as junior defensive end Adrian Tracy garnered the distinction following the win against

Norfolk State.

Rutter led the College with eight total tackles (four solo) and recorded a career-high three tackles for a loss. The Union Bridge, Md., native also had a key interception late in the third quarter.

Phillips Fabulous

Phillips led a Tribe offense that racked up 27 points and 456 yards against a Delaware defense that entered the game allowing just 18.0 pts and 311.00 yards a game by passing for 338 yards on 26 completions in 38 attempts. On the afternoon, Phillip' threw for one TD, a 44-yard fourth-quarter connection, and also scored on a one-yard touchdown run.

The game stood as Phillips second-straight 300-plus yard afternoon, accounting for 648 passing yards in the two contests.

Notes on the No. 300

Earlier this season, the William and Mary offense produced a 300-yard passer on three-straight weekends. Starting with the team's loss to Villanova in week four, junior reserve R.J. Archer started in place of an injured Phillips and used his right arm to produce a 307-yard afternoon. Coupled with Phillips' 300-yard effort of his own the following week at New Hampshire, it marked the first time in the team's 110-plus year football history that two different quarterbacks produced 300-yard passing efforts on back-to-back weeks.

With Phillips' 338-yard passing afternoon against Delaware in week six, the Tribe offense has now produced a total of 57 individual 300-yard passing afternoons in the 29 seasons Laycock has been at the helm of the program. Only twice during Laycock's tenure has the same season seen two different Tribe quarterbacks turn the trick (with the last time coming during the 1997 season, when regular season starter - and eventual multiple time All-American - Mike Cook fired for 352 yards at Georgia Southern and was injured in the next game, vs. VMI. His eventual replacement, Steve Fill, went for 300 in the team's win against James Madison later that same season).

Good Company

By throwing for 310 yards (at New Hampshire) and 338 (vs. Delaware) on consecutive weeks, Phillips became the first Tribe quarterback to break the 300-yards passing mark on back-to-back weeks since Lang Campbell achieved the feat in the last two games of the 2004 season (throwing for 342 yards vs. Delaware and 315 yards vs. JMU in the quarter and semi-finals of the NCAA Playoffs).

Big Win

The 24-point margin of victory in the Tribe's 27-3 win at Delaware tied the 1994 squad (31-7) for the most lopsided win over the Blue Hens in school history. It was far and away the largest margin for the Tribe in a win in Newark, more than doubling the previous best of 10 set by the 1990 squad (22-12).

One has to go back to the 2005 season to find the last time W&M had defeated any conference opponent by a wider margin (a 44-13 win over Towson).

Nearly a Shutout at Delaware

By limiting Delaware to just three points, the Tribe nearly recorded the program's first shutout against a conference opponent since the 1995 season when it held New Hampshire scoreless.

Delaware's only points of the contest came on a 32-yard field goal early in the fourth quarter. That lone scoring drive covered just three yards, however, as it took possession on W&M's 18 yard line when it recovered a punt that bounced off David Caldwell's helmet.

Ending an Impressive Streak

W&M's impressive defensive performance at Delaware ended the Blue Hens' 116 home game streak of scoring at least one touchdown. UD was last held without a touchdown at home during the 1990 season in a 17-3 loss to Massachusetts.

More Impressive Notes from Delaware

In addition to holding Delaware without a touchdown, the Tribe defense also posted a number of other impressive stats in the victory against the Blue Hens . . .

- W&M limited UD to just 145 yards of total offense, the fewest allowed by the program since Liberty registered 145 total yards in 2005.
- The Tribe held Delaware to just 12 first downs, the second fewest posted by an opponent this



Game Notes

season (N.C. State - 11)

- W&M forced a season-high 10 punts
- By limiting the Blue Hens to just 45 yards passing, it marked the second time this season that the defense held an opponent to less than 50 yards through the air (VMI - 25 yards).
- In addition to stopping UD's passing attack, W&M was also effective against the run, allowing just 2.5 yards per carry.
- W&M totaled season highs with four sacks and 11 tackles for a loss; the TFL total marked the most by W&M since registering 12 against Richmond in 2004

Stover Records First Career Sack at Delaware

With Delaware facing a third-and-12 on its first offensive series of the game, sophomore defensive tackle Mike Stover earned his first career sack by tackling UD quarterback Robby Schoenhof four yards behind the line of scrimmage. Stover finished the game with a career-high 1.5 tackles for a loss and four total tackles.

Phillips Honored

After an outstanding performance in the 38-34 victory at then-No. 4 New Hampshire, Tribe senior returning all-conference quarterback Jake Phillips was named as the Colonial Athletic Association Offensive Player of the Week (for the week ending Oct. 12th).

Phillips completed 30-of-40 passes for 310 yards and four touchdowns en-route to helping the Tribe rally back from a 21-7 halftime deficit against UNH. Phillips was particularly effective in the second half, completing 20-of-27 passes for 222 yards and three touchdowns. The Warm Springs, Va., native's highlight of the day came in the contest's waning minutes when he helped engineer an 11-play, 72-yard drive that culminated in a 17-yard game-winning touchdown pass to junior wide receiver D.J. McAulay with 22 seconds remaining.

Looking Back to UNH

William and Mary's 38-34 win vs. then fourth-ranked UNH marks the highest-ranked team the Tribe has defeated since beating then-No. 1 UNH in 2005. The win was also the Tribe's first versus a ranked team since beating then-No. 21 Towson, 29-28, in 2006. The win also snapped W&M's six-game losing streak versus FCS ranked teams.

Big Day

In the team's upset of then fourth-ranked New Hampshire, Grimes established a W&M true freshman record with 144 rushing yards on a then career-high 23 carries vs. UNH [a total he has since bested with a 25 tote effort vs. Delaware]. His total was the most for a Tribe true frosh since Derek Fitzgerald ran for 137 in the last game of the 1992 season (vs. Richmond).

Grimes ended the game with 37 total touches (23 rushes, a team-high eight receptions and six kickoff returns) and 282 all purpose yards (144 rushing, 47 receiving and 91 return yards).

In the New Hampshire game, Grimes' fourth-quarter, 56-yard touchdown run stands as his career long run, and is the team's longest rush from scrimmage this season. It is the longest TD run for the team since the 2002 season, when Steven Hargrove found pay dirt at the end of a 50-yard run vs. VMI.

Grimes also had a team and career high eight receptions on the afternoon vs. UNH (for 47 yards).

Fred Johnson Comes Up Big at New Hampshire

Junior cornerback Fred Johnson posted one of the best efforts of his career in the win at then-No. 4 New Hampshire, as he totaled a career-high 10 tackles (seven solo) and his first career interception. His pick came in the waning seconds of the contest when he intercepted R.J. Toman on a long pass to end New Hampshire's comeback bid.

A Key Interception

Sophomore safety Michael Alvarado made his first career interception at a crucial point in the win at then-No. 4 New Hampshire. Already ahead, 14-7, the Wildcats chose to go for a fourth-and-goal from the one-yard line with hopes of extending their lead to two touchdowns. However, Alvarado intercepted R.J. Toman's pass in the end zone to deny UNH and keep W&M within a score.

Making the Most of an Opportunity

Making his first start of the season in the win at then-No. 4 New Hampshire, sophomore Linebacker Evan Francks made the most of the opportunity. The Medford, N.J., native equaled a career high with 10 total tackles and established a career high with eight solo stops.

Ready R.J.

Junior quarterback R.J. Archer proved to be more than a capable stand-in for injured senior starter Jake Phillips (foot) against Villanova on Oct. 4. Archer strung together impressive numbers, passing for 307 yards on 21 completions in 37 in pass attempts. The strong effort included a 44-yard touchdown strike to Elliot Mack in the second half. The lone blemish came at the end of the game when Archer's deep ball was intercepted with just 1:20 remaining. Archer also showed a nose for the end zone as a ball carrier, as he provided two scores with his feet on runs of one and three yards.

The 6-2, 220-pound product of Earlysville, Va. was moved to the position last spring because of his athleticism and arm strength, and both were clearly on display against the 14th-ranked Wildcats. After completing three of his first four pass attempts to open the game, Archer hit a rough-patch, completing only five of his next 14 attempts in finishing the first half with 75 passing yards on eight completions in 18 attempts. But he came out in the second half with all guns blazing, including leading a three-play, 75-yard drive on the Tribe's opening possession of the third quarter. Archer connected on tosses of 21, 10 and 44-yards and put the squad in the end zone in just :41 seconds. He kept the hot-hand over the remaining 30 minutes of play, completing 13 of 19 attempts for 232 yards.

Prior to the game against Villanova, Archer had seen limited action in all three games of the season, but had only attempted nine passes (with four completions) for 49 yards.

With Archer's touchdown pass to Mack, he now has throw for two career touchdowns (the first coming in the season opener against N.C. State).

Interesting

Archer's 307-yard performance was the most for a William and Mary quarterback making his first career collegiate start for the College since eventual All-American and multiple time first-team all-conference selection Mike Cook fired for 313 yards in his 1996 debut in the team's season-opener at Central Florida.

The Tribe record for passing yards in the first career start is held by Stan Yagiello, who put together a 414-yard performance against Miami of Ohio in the first game of the 1982 season. The most recent first-time starter to throw for 300-yards came during the 1997 season, when Steve Fill threw for an even 300-yards in the team's 38-25 win over James Madison. That afternoon saw Fill make his first career start for an injured Mike Cook. Cook was hurt during the season's second game (at VMI) and was replaced in the next game by then redshirt freshman Daron Pope. Pope started the next two games, before succumbing to injuries himself.

Record Breaking

With the 307-yard plus passing performance, Archer now has become the first player in school history to have a 300-yard passing game and a 100-yard receiving afternoon to his credit. Archer, who had played 22-straight games at receiver for the College coming into this season, went over the 100-yard mark in receiving yards in the Tribe's upset of then 21st-ranked Towson in 2006 when he had six grabs for 122 yards.

Also, he is one of the select few to have a career touchdown pass, reception and rushing touchdown to his credit. The last player to claim the feat was all-conference tailback Elijah Brooks (2004-06), who finished his three-year Tribe career with 22 rushing TDs, two receiving scores and one TD pass (he completed a half-back pass for six yards in the team's win over Towson in 2006).

For the record, current Tribe running backs coach David Corley, Jr., became one of two Tribe players (the other being Bernie Marrazzo) to complete the feat in a single game, when he turned in a running, throwing and a receiving touchdown in the team's Homecoming win over Maine on Oct. 30, 1999.

Opportunity Knocks

Grimes rise up the depth chart was started in the season's fourth week, when he made his first career start at tailback vs. Villanova for sophomore Terrence Riggins, who was injured during the Norfolk State contest (and missed the following two games, until returning to a limited role vs. Delaware). The freshman stepped-up to the challenge and set a true-freshman school record of 324 total yards against the Wildcats by rushing for 58 yards and racking up freshman records for receiving yards (105 on six grabs) and return yards (161 yards on four kick returns).

The outstanding effort earned him national honors, as he was selected as the Sports Network's National Special Teams Player of the Week (for week ending Oct. 5) and was named as the Colonial Athletic Association's Rookie and Special Teams Player of the Week. He has now been named as the league's outstanding rookie on two separate occasions this season, with the other time being in the Tribe's win over VMI on Sept. 13.

Included in Grimes' afternoon against Villanova was a 51-yard scamper on a screen pass



from R.J. Archer in the fourth quarter, which set up a Tribe score. On special teams, he electrified Zable Stadium with a 97-yard kickoff return for the team's first touchdown of the day, and the Tribe's first kickoff return for a score since Steven Cason blazed 92 yards to pay dirt with the opening kick of the team's 2005 upset of then No. 1 ranked New Hampshire. He also contributed a 35-yard run on the team's second play for scrimmage.

In the team's win over Norfolk State, Grimes' racked up 71 yards on just nine carries. Grimes ran for a score and contributed a receiving touchdown in the contest. Grimes earned the league's Rookie of the Week honors for his strong performance against VMI, where he powered for 97 rushing yards and scored two TDs on just five carries, contributed two receptions for 15 yards and returned a kick for 24 yards.

Irony or Coincidence?

The last Tribe player to accumulate more all-purpose yards in a single game than Jonathan Grime's effort versus Villanova was Komlan Loneran, who rang up 325 all-purpose yards in the team's league-title clinching victory against the Wildcats in 2001. Loneran had 143 rushing yards, 163 kickoff return yards and 20 receiving yards in helping the College earn a 47-44 win against the Wildcats. Loneran's afternoon included a 75-yard run and a 78-yard kickoff return.

Rutter's Big Effort vs. Villanova

Senior linebacker Josh Rutter led the Tribe defensively against Villanova, nearly equaling a career high with 15 total tackles. Additionally, he established a career high with 12 solo stops and equaled a career high with 1.5 TFL, including a sack.

Block That Kick

W&M's special teams unit came up big versus Villanova. In addition to Jonathan Grimes' 97-yard kickoff return for a touchdown, the College blocked a pair of kicks. Sophomore Michael Alvarado blocked a second quarter field goal attempt, while junior Sheldon Alexander got his hands on a punt in the fourth quarter.

Alvarado's block marked the second consecutive game in which the Tribe blocked a field goal, as Adrian Tracy rejected an attempt versus Norfolk State that was returned 66 yards by David Caldwell for a touchdown.

Hyde Records First Career Sack

Redshirt freshman defensive end Marcus Hyde registered his first career sack in the third quarter versus Villanova when he tackled VU's quarterback six yards behind the line of scrimmage.

Tracy Garners CAA Defensive Player of the Week Honors

After an outstanding performance in William and Mary's 42-12 victory against Norfolk State, junior defensive end Adrian Tracy was selected as the Colonial Athletic Association Defensive Player of the Week (for the week ending Sept. 20).

A force on the defensive line, Tracy registered a team-high six tackles versus the Spartans. Additionally, he tallied four tackles for a loss, 1.5 sacks and a blocked field goal, which was returned 66 yards for a touchdown by junior safety David Caldwell.

Forcing Turnovers

The Tribe defensive unit came up big in the win against Norfolk State, as it forced the Spartans into five turnovers (four interceptions/one fumble recovery). Sophomore cornerback Ben Cottingham accounted for the fumble recovery and one interception, while senior Derek Cox, senior David Houff and junior Robert Livingston all picked off passes.

With the interceptions, Cox and Houff both increased their season total to two, as both DBs picked off passes in the season opener at N.C. State.

After missing the first two contests due to an injury, Livingston wasted little time making an impact as his interception came in his first action of the season.

A Special Play

Perhaps the biggest play in the win against NSU came on special teams during the final minute of the first half when junior Adrian Tracy blocked NSU's 50-yard field goal attempt and junior David Caldwell returned it 66 yards for a touchdown, putting W&M ahead, 21-3.

Prior to the big play against NSU, the Tribe's last special teams touchdown off a block came during the 1996 season when Sean McDermott (now the defensive backs coach for the Philadelphia Eagles) returned a blocked punt 12 yards for a touchdown at Rhode Island.

Big Returns for Cox

In addition to recording a pair of interceptions this season, senior all-conference cornerback Derek Cox has returned the picks for an average of 39.5 yards. Cox returned an interception 45 yards for a touchdown at N.C. State, while he returned his pick against Norfolk State 34 yards.

Stopping Branche

Although Norfolk State's top running back, DeAngelo Branche, entered the contest against W&M ranked 19th nationally with 106.33 yards rushing per game, the Tribe defensive unit limited him to just 30 yards on 12 carries (2.5 yards per carry). In the preceding week, Branche piled up 180 yards on the ground versus North Carolina A&T.

W&M's effort against Branche marked the second time this season that the Tribe defense had shut down an opponent's leading rusher, as N.C. State's Andre Brown totaled just 43 yards on 17 carries (2.5 yards per carry). Brown ranked 11th on NCSU's all-time list for rushing yards and was coming off a 101-yard effort in the previous contest against South Carolina.

Special Teams Impact

Sophomore Kyle O'Brien made a significant impact on special teams in the win against Norfolk State, registering four total tackles on kickoff coverage. For his effort, O'Brien was selected as the W&M Quarterback Club Special Teams Player of the Week.

Honored

True Freshman Jonathan Grimes earned the Colonial Athletic Association's Rookie of the Week honors (for games ending Sept. 13) by rushing for 97 yards and two scores on just five carries vs. VMI. Grimes scored on runs of 29 and 12 yards on the evening, while averaging a gaudy 19.4 yards a carry. The talented Palmyra, NJ native also displayed an all-around game, as he contributed two catches for 15 yards and was outstanding in his pass protection responsibilities.

Getting in a Groove

After throwing interceptions on two of his first three passes against VMI, Phillips settled down and threw nine consecutive pass completions for 126 yards and two touchdowns.

He ended the evening with 172 yards and three TDs, completing 13 of his 18 attempts. The returning all-conference signal caller also rushed for an additional score and 49 yards.

Did You Know?

Riggins 53-yard rush versus VMI was one of three runs over 30 yards on the evening for the Tribe. All three would have stood as the team's season-long run in 2007 (as Phillips 30-yard rush was the team-high)

Taking it one step further, prior to the game with VMI the College hadn't had a back run for more than 30 yards from scrimmage since the 2004 season (when Elijah Brooks broke off a 56 yard run vs. Hampton University in the NCAA Playoffs, First Round).

Caldwell Comes Up Big vs. VMI

Junior safety David Caldwell posted an outstanding effort in the win against VMI, leading the team with 10 tackles (four solo). The Montclair, N.J., native also forced a fumble, recovered a fumble and registered a tackle for a loss.

First Career Sacks

Junior defensive tackle Daniel Pulley registered his first career sack when he tackled VMI quarterback Tim Maypray for a nine-yard loss on the final play of the third quarter.

Redshirt freshman linebacker Jake Trantin also tallied his first career half sack when he and junior defensive end Adrian Tracy tackled Maypray for an eight-yard loss on the contest's first play from scrimmage.

Following an FBS Game

In five out of the last six years, the first game following a loss to an FBS opponent has resulted in a Tribe victory. This season, the Tribe bounced back from a loss at N.C. State to defeat VMI.

Longstanding

With Sparky Woods taking over the Keydet program for the departed Jim Reid in 2008, Jimmie Laycock has now faced nine different head coaches at the VMI program since he first faced off against the squad in 1980 (29 years).

Taking it one step further, with Rhode Island and Richmond bringing new leaders to the



Game Notes

side-lines for 2008, he will now have faced off against 26 different head coaches in his 15-years of league play (since first joining the conference in 1993).

Another Streak Worth Noting

In addition to extending its winning streak against VMI to 23 games earlier this season, the Tribe extended its regular season non-conference home winning streak to seven. The Tribe extended that streak to eight games with the victory against Norfolk State the following weekend.

What a Difference ...

... A year makes. Last season, the College's final two-deep of its top 44 players showed over half (24) as either freshmen or sophomores. The defense had 12 first or second year players, while the offense also had the same amount, including a pair freshman tailbacks and five first-year players filling the top six wide receiver positions. Defensively, only three seniors even took a snap during the entire season. By contrast, this year, the College opened with nine returning starters on both sides of the ball. Of these 18 returning starters, 14 are either juniors or seniors.

Did You Know?

William and Mary Head Coach Jimmye Laycock is 19-9, all-time, in home openers. The Tribe snapped a two-game skid with the 52-17 win against VMI earlier this season.

First Start

Eight Tribe players made their first career start at N.C. State (junior TE Rob Varno, sophomores Chase Hill, WR; Terrence Riggins, TB; Ben Cottingham, CB; and Michael Alvarado, S; and redshirt freshmen Jake Marcey, OT; Harold Robertson, DT; and linebacker Jake Trantin).

On the offensive side, despite it being their first starts, the returns on the group's production were overwhelmingly positive. Riggins had game- and career-high 51-rushing yards on 12 attempts (4.2), while Hill earned the team's Offensive MVP Award by collecting four receptions for a total of 45 yards and handling the long-snapping duties. Varno was very nearly equally as productive, as he had a career-high 31 receiving yards on three receptions. Despite having his hands full with a large and athletic Wolfpack defensive front, he was more than adequate in helping power the College to a very respectable offensive afternoon that saw the team roll to 303 total yards (including 115 yards on the ground).

Freshman Connection

True freshman Jonathan Grimes saw significant game reps at tailback for the College against the Wolfpack (five carries for 31 yards). He was the only true frosh to see game action.

Last season, Riggins joined cornerback Terrell Wells and defensive tackle Michael Stover as the only true freshman to see playing time. In 2006, the Tribe played only two first-year players, including David Caldwell. The same was true for 2005, as only a pair of true freshmen saw playing time (linebacker Michael Pigram and wide receiver D.J. McAulay).

Strong Against the Pass

N.C. State's 258 yards passing against the Tribe marked just the second time in the previous 13 games that an opponent has thrown for more than 220 yards against W&M. Last season, only Villanova was able to eclipse the mark (272).

Last season, the College surrendered a league-best 167.5 passing yards per game and held six opponents to less than 200 yards through the air. Additionally, the Tribe limited two opponents (VMI - 22 yds) and (JMU - 89) to less than 100 yards passing.

Stopping the Wolfpack's Ground Attack

After allowing more than 225 rushing yards per game last season, W&M's defensive unit looked much improved in its season opener at N.C. State. The Tribe limited the Wolfpack to just 67 yards on 30 carries (2.2 yards per carry). It was the fewest rushing yards allowed by W&M since holding Towson to just 62 yards on Oct. 22, 2005.

Making the Tribe's effort versus N.C. State even more impressive is that it limited the Wolfpack's leading rusher, senior Andre Brown, to just 43 yards rushing on 17 carries (2.5 yds per carry). Brown ranked 11th on NCSU's all-time list for rushing yards and was coming off a 101-yard effort in the previous contest against South Carolina.

What a Half

Although the Tribe trailed 14-0 at halftime against N.C. State, a look at the stat sheet offered a number of positives for W&M. In addition to allowing just three first downs in the opening two quarters of play, the College outgained the Wolfpack in total yards, 103-79. Additionally,

despite kicking off to begin the game, W&M controlled the time of possession by more than three minutes.

Pick Six

Senior all-conference cornerback Derek Cox provided the individual defensive highlight in the season opener at N.C. State when he returned a fourth-quarter interception 45 yards for a touchdown. It marked the first time a Tribe player had accomplished the feat since Trevor McLaurin and James Miller both did so at Villanova during the 2005 season.

Limiting the Penalties

After ranking as one of the nation's least-penalized teams last season, the Tribe got off to good start in '08 with just three infractions for 15 yards in the season opener at N.C. State.

W&M was the CAA's least-penalized team last year with only 49 infractions for 408 yards. The Tribe ranked sixth nationally with just 4.45 penalties per game and seventh in the country with just 37.09 penalty yards per game.

Immediate Impact

Redshirt freshman Jake Trantin registered his first collegiate game action when he earned a starting nod at outside linebacker in the season opener at N.C. State. The Severn, Md., native wasted little time making an impact as he recorded a tackle for a loss on the initial play of the contest's first offensive series.

Caldwell and Tracy Register Sacks

Junior defensive end Adrian Tracy and junior safety David Caldwell began the '08 season in impressive fashion, as both tallied a sack in the season opener at N.C. State. Tracy's big play came on a third-and-10 early in the second quarter that pushed the Wolfpack back 10 yards and forced a punt, while Caldwell made his stop behind the line of scrimmage on a third-and-nine later in the quarter that went for a loss of nine yards and forced another Wolfpack punt.

Follow the Leader

In addition to being one of the Tribe's top defensive players, senior all-conference cornerback Derek Cox has been a tremendous leader for the College. Prior to the start of this season, he was elected as a team captain for the second straight year, making him just the fourth player in Laycock's 29-year tenure to earn the honor twice (the last being linebacker Mohammed Yousofi in 2001-02).

In addition to providing leadership on the football team, Cox has also demonstrated leadership on campus by serving as the president of W&M's Student-Athlete Advisory Council (SAAC), a group that serves as a liaison between William and Mary's athletes and the school's administration.

New Look

The Tribe unveiled a new look for the uniforms in the season opener, as the team now features a script 'Tribe' logo on the helmet and nameplates on the jerseys.

In an informal polling of the recent Sports Information Directors at the College of William and Mary (going back to the 40's) shows that the nameplates are a first for the College.

Another change in apparel is on the helmets, where the College is using a script "Tribe" logo, in place of the "W&M" that had been the decal since the 2001 season. The program had used the script "Tribe" previously (from the early '80s) until the 2000 season.

Did You Know?

The College's last significant change in uniform came in 2001, when it moved from green helmets to the current 'vegas' gold color and changed the pants from white (home) and green (road) to the same color ('vegas' gold).

It also saw the College win a share of the league title.

Home Sweet Home

The Tribe will play six home games during the 2008 campaign. The last (and only) time during Laycock's 29-year tenure that the Tribe's schedule featured as many home contest came the 1988 season.

Did You Know?

In Laycock's first six seasons at the helm, he was forced to play on the road seven times. The first five-game home schedule the Tribe played during his tenure (which began for the 1980 season) was in 1986. [Editor's Note: The five-game home schedule that season was almost



certainly a make up for the fact that Laycock's 1985 squad was sent on the road an incredible SIX-straight weeks – and, more amazingly, fashioned a 7-4 record].

Did You Know?

That with the completion of the Jimmie Laycock Football Center the visiting team will now have access to what was the varsity football locker room and its associated training and equipment room areas. For teams that remember the old visitor accommodations, the improvement will be as dramatic for the opponents as it is for the home team now operating out of the Laycock Center.

Tough Sledding

Last season the College faced a total of six ranked opponents in its 11 game regular season, including ending the season playing against four-straight. The brutal finish was the first time W&M squared off against four-straight ranked opponents since first joining its current league affiliation in 1993. The College played on of the most-difficult schedules, in terms of overall combined opponent's winning percentage (.604).

Rare

By finishing with a 2-6 mark in the CAA, W&M was saddled with a losing mark in league play for the third consecutive season. Prior to 2005, W&M hadn't posted a single sub-.500 record in league competition in the first 12 seasons as a conference member.

Consistent Success

The W&M Athletics Department showed a Graduation Success Rate (GSR) of 96% among its student-athletes who entered school on athletics scholarships in the 2000-01 athletics year in data recently released by the NCAA.

The national average among all Division I schools was 77%. W&M's average of 96% ranked seventh in the nation, with four departments tied for the top spot with an average of 98%. The Tribe's average was the top in both the CAA and among all Division I Virginia schools.

The Tribe's football program showed a 96% GSR, which puts it well above the national average for the Football Championship Series (FCS) of 65%.

Tribe Picked to Finish Fifth in CAA Preseason Poll


The Tribe was picked to finish fifth in the CAA South Division in the conference's preseason poll according to a vote of the league's 12 head coaches and selected media. Massachusetts, which returns 12 starters off last year's CAA Football Championship team, was picked to capture the overall league title. Richmond edged out James Madison for the top spot in the South Division.



W&M Quarterback Club Players of the

2008 W&M Quarterback Club Weekly Awards - James Madison (Nov. 15)

Offense



Jake Phillips, QB, Sr.

Completed 16-of-30 passes for 187 yards with a pair of touchdowns

Previous Winners

Northeastern - Nov. 8
Jonathan Grimes, RB, Fr.

Towson - Nov. 1
Rob Varno, TE, Jr.

Rhode Island - Oct. 25
Jake Phillips, QB, Sr.

Delaware - Oct. 18
Jake Marcey, LT, R-Fr.

New Hampshire - Oct. 11
Jake Phillips, QB, Sr.


Villanova - Oct. 4
Jonathan Grimes, RB, Fr.

Norfolk State - Sept. 20
Jonathan Grimes, RB, Fr.

VMI - Sept. 13
Terrence Riggins, RB, So.

N.C. State - Sept. 6
Chase Hill, WR, So.

Defense



Michael Pigram, LB, Jr.

Recorded a career-high 16 tackles

Previous Winners

Northeastern - Nov. 8
Derek Cox, CB, Sr.

Towson - Nov. 1
Sean Lissemore, DT, Jr.

Rhode Island - Oct. 25
David Caldwell, SS, Sr.

Delaware - Oct. 18
Josh Rutter, LB, Sr.

New Hampshire - Oct. 11
Adrian Tracy, DE, Jr.


Villanova - Oct. 4
Josh Rutter, LB, Sr.

Norfolk State - Sept. 20
Adrian Tracy, DE, Jr.

VMI - Sept. 13
Jake Trantin, LB, R-Fr.

N.C. State - Sept. 6
C.J. Herbert, DE, Jr.

Special Teams



David Miller, P, So.

Averaged 39.6 yards per punt with a long of 60 yards; also pinned JMU inside the 10-yard line twice

Previous Winners

Northeastern - Nov. 8
Derek Cox, CB, Sr.

Towson - Nov. 1
Sheldon Alexander, DB, Jr.

Rhode Island - Oct. 25
Todd Reyher

Delaware - Oct. 18
David Houff, SS, Sr.

New Hampshire - Oct. 11
Sean Lissemore, DT, Jr.

Villanova - Oct. 4
Jonathan Grimes, RB, Fr.

Norfolk State - Sept. 20
Kyle O'Brien, DL, So.

VMI - Sept. 13
Fred Johnson, DB, Jr.

N.C. State - Sept. 6
Brian Pate, K, Jr.
David Miller, P, So.

2008 Honor Roll



**All-CAA Candidate
Jonathan Grimes, Fr., RB**

CAA Rookie of the Week (11/10)
TSN National Special Teams Player of the Week (10/6)
CAA Special Teams Player of the Week (10/6)
CAA Rookie of the Week (10/6)
CAA Rookie of the Week (9/15)



**All-CAA Candidate
Jake Phillips, Sr., QB**

CAA Offensive Player of the Week (10/13)



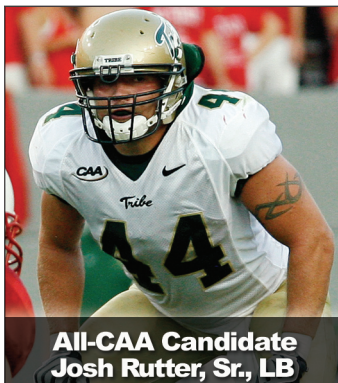
**All-CAA Candidate
Brian Pate, Jr., PK**

CAA Special Teams Player of the Week (10/27)



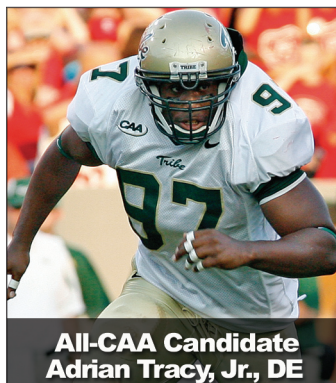
**All-CAA Candidate
Derek Cox, Sr., CB**

CAA Special Teams Player of the Week (11/10)



**All-CAA Candidate
Josh Rutter, Sr., LB**

CAA Defensive Player of the Week (10/20)



**All-CAA Candidate
Adrian Tracy, Jr., DE**

CAA Defensive Player of the Week (9/22)
CAA Leader in Sacks and TFLs



**All-CAA Candidate
Jake Trantin, R-Fr., LB**

CAA Rookie of the Week (10/27)



Senior Profile: Elliott Mack



#2 Elliott Mack Senior • Wide Receiver Irvington, N.J. Delbarton

Q: What is your hometown?

A: Irvington, New Jersey

Q: What brought you to William and Mary?

A: The great mix of academics and football. I got recruited by a lot of teams in our conference, but I just thought that William and Mary was the best fit for me. I thought I could come in and play relatively early, and coupling that with the academics I thought it was the best choice for me.

Q: What non-athletic clubs were you involved with in high school?

A: I was involved in FCA, Fellowship of Christian Athletes, and was part of the chess club. I also did a lot of community service activities.

Q: You are one of several players on the squad who have mentioned the chess club, have you played anyone else on the team?

A: Yeah, you can ask [senior middle linebacker and fellow team captain] Josh Rutter how good I am at chess.

Q: How about returning senior all-conference candidate, quarterback Jake Phillips, the chess champion of Bath County High?

A: Bath County?! There are only a couple of hundred people in his high school, so I am not impressed with his title. That being said, Jake and I haven't had the opportunity to play yet.

Q: What was a favorite community service activity?

A: Twice a month we would go to the food bank at Hillside, New Jersey. It's actually close to my hometown but not close to my high school. We would bring food there and help serve.

Q: You have been a four-year contributor for the team, how much do you feel the program has changed since the first year you got here?

A: It's come along great lengths. We have the new Jimmye Laycock Football Center opened for this season, and that's an unbelievable building. It was something the coaches stressed to me during the recruiting process and I feel very fortunate to be a part of the first team that gets to use it. Also, we have added the lights, field turf and new scoreboard in the last four years, as well. It's just awesome to have been here and to have gotten the opportunity in my final year to be a part of it.

Q: Were you on the sidelines for any of the games of the 2004 season?

A: All of them, except the playoff games.

Q: Do you get the same feel from that season about this teams season now?

A: I do, and it's not just from the regular season being on the sidelines. It's from pre-season camp as well. In terms of chemistry, we really seem to be getting along and that obviously plays a big role on the field. When you have a relationship with someone, it makes you want to play a little harder when you have that connection. All the guys this year are really feeding off of each other and it has proven to be successful.

Q: As a team captain, do you feel proud about how showing at least a three-game improvement over last season?

A: No, it's too soon to be prideful. We've put in a lot of work to get to this point, so I might say we're happy with our season so far. But, we know we still have more to play and you just can't get satisfied. So, yes, we feel pride that we've brought the program back up. There's such a great tradition here and we wanted to uphold that tradition. We're working our way toward that, but we're not done yet.

Q: A win over Richmond on Saturday gives the team an eight win season and puts it is excellent chance to be strongly considered for the playoff filed. What does it mean to you as a class to be this close to that sort of turnaround?

A: That just makes every practice and every film meeting, even workouts in the weight room, that much more important. We're hungry, and we're ready for the opportunity to prove ourselves as one of the top teams in the league.

Q: Do you think that these practices leading up to the end of the regular season are any easier, with so much on the line?

A: I wouldn't necessarily say easier, but we look forward to it more. There's a lot more excitement. Football practice can be grueling, that's just the nature of the game. But when you have so much to play for, for the community of Williamsburg, for the school of William and Mary, for your friends and teammates, it just makes you so much more excited to go out there and play as hard as you can.

Q: Do you think people at school are catching on that there's something special going on?

A: Definitely. In the past other students would know we would have a game, but they would just say good luck and that would be pretty much it. Now they're talking about the game. Someone even asked me about specific players on the other teams instead of "good luck." That's coupled with more smiles and more overall cheerfulness about football on campus. People are more excited, especially the students. It's awesome.

Q: Is there an extra incentive to work toward a moment like came around in 2004, where it became such a community event?

A: We just want to work hard. In addition to working hard to be better players and a better team, it's so enjoyable to bring excitement back to the community. Being a part of that in 2004, my true freshman year, I was just amazed how the game of football brought so many people together who previously didn't really have too many connections to the game. We've had some success this season and it would be great if it continues.



Q: Take us through a little of the highs and lows you have experienced this year.

A: I didn't have any catches for yards in the season opener at N.C. State, which was frustrating. I worked hard at practice that following week to come back and help the team in any way I could. I really felt like I was starting to come into my own over the next six games (with 25 catches for 404 yards and three TDs). Unfortunately, I hurt my knee in the Homecoming game against Rhode Island, which was a major setback. I had never really been injured during my career, which is something I took a great deal of pride in. When it did happen, it was definitely shocking, but I decided it happened and I can't change it. I just had to fight through it, and I feel like I will be able to contribute this weekend against Richmond.

Q: As long-time roommates, do you and fellow co-captain, senior cornerback Derek Cox talk about the team when you're at home?

A: We have talked a lot about the team since last year, when Derek was a captain as a junior. He would actually come to me for advice. We talk about keeping the team focused, because it's easy to get sidetracked. We have worked hard and prepared well, so we really want to keep the guys focused on getting to be the best that they can be.

Q: Do you feel like you've been able to be more of a mentor during these last couple of weeks since you have been out with an injury?

A: Somewhat, only because it gives me more time to sit and just be with the players and show them things on film. I still go up to the film meetings. I'm still involved with everything that the team does. Instead of focusing on myself, I'm able to help them. Even during practice, I suggest things they can tweak to make them better receivers as well.

Q: As more and more players are getting healthy on offense, it is getting difficult to be able to spread the ball around enough. Has there been any frustration with people not getting enough touches?

A: There are no guys like Terrell Owens in our huddle. Because of how our offense is designed, everyone's going to get a chance to touch the ball and make a play. All the players realize the greatness of the offensive system that Coach Laycock and his staff has put together. It allows the quarterback to really spread the ball around, and it makes for a complete offense.

Q: How would you describe William and Mary's offense?

A: As brief as I can, I would say dynamic and explosive.

Q: How important is it for you and Jake to develop a relationship?

A: I feel like it's very important, and the summers that we've stayed in Williamsburg have had a lot to do with us developing a strong report. We were sort of opposites when we got here, with Jake being from Bath County and me from Irvington, NJ, you had the country guy and the city guy getting to know each other. It was cool to experience his side of the world, and he got to experience mine as well. Ever since our freshman year, Jake and I have kind of hit it off, and it has paid off on the field. He knows where I'm going to be, and I know the types of things he likes to do, especially when he's scrambling. We have a lot of nonverbal gestures and cues, and it helps on the field.

Q: Explain the feelings you'd have if you're holding up the trophy after the Richmond game?

A: Vindication, joy, redemption. We last beat Richmond in 2004. We are working extremely hard to bring it back to Williamsburg for this season. There is so much passion in this rivalry and Saturday's game, with all that is at stake, will only add to the excitement.

Q: When you were growing up, baseball was your first love and you didn't start playing organized football until relatively late in life, isn't that correct?

A: Yes ... Actually, I really came onto the game more-or-less accidentally. I played organized basketball and baseball up until freshman year of high school. My parents used to sign me up for sports camps every summer at my high school [Delbarton in Markstown, N.J.]. During one summer, they signed me up for what they thought was a full week of baseball camp. But, when I showed up to sign in we realized it was the week for football camp. The head football coach told my mom and dad I could stay and see how I liked it. It turned out well, and I went on playing football from there. I was a tough kid back then and I played pickup football with my friends in the backyard or at school. I had never played organized football. I'm just blessed and lucky we all messed up on our schedule that week.

Q: What's your major?

A: Kinesiology, with a minor in psychology.

Q: What would be your dream job in five years?

A: My dream job in five years actually has nothing to do with kinesiology or psychology. I'd actually like to be an attorney.

Q: So your plans are to go to law school?

A: Yes. I actually plan on working a year in the legal setting and then start on the application process for law school.

Q: Any particular interest in the field of law?

A: Contract law, maybe aspiring to be a sports agent. If not, maybe corporate law.

Q: Any specific schools you are looking at this point?

A: I would say schools in the Northeast, those that are closer to home. But if William and Mary law school is a possibility.

Q: What's the last book you read?

A: The last book I read was Siddhartha by Herman Hesse. It was a book about how to live your life the right way. It talks about how things that can throw you off course and how it's important to stay focused and find your inner peace. It was a leisure summer book that I read, and I enjoyed it. I recommend it.

Q: Has it helped any with this season?

A: Yeah, it's just really about searching for what really makes you happy and pursuing that.



Head Coach Jimmye Laycock



William and Mary Head Coach Jimmye Laycock

29th Season

Career Record: 189-137-2 (.582)

Comments From Monday's CAA Football Coaches Conference Call:

Q: Talk about the James Madison game.

A: Well, you can deduce that if you don't play well against a very, very good team and they're playing well then you're in trouble. That's more or less what happened on Saturday. They're a very good team, a very talented team that played well. I don't think we played as well as I would have liked for us to play, obviously, or as well as we are capable in several areas. Therefore we came up short.

Q: Do you think a playoff-worthy team will be left out of the playoffs?

A: Well, I think that happens just about every year. I feel very strongly about how good this league is and how good the teams are in this league. I think it's very hard for everybody who deserves it to go, but that's just kind of the way it works out.

Q: Talk about senior quarterback Jake Phillips play this season.

A: I thought he has had an outstanding year. I thought he played very, very well. He missed the Villanova game, and when he came back after that he was still playing in a great deal of pain. He has worked himself through it, and he has performed well. Every week I've been very pleased with his progress, his performance, his leadership and his playing ability. I think he's done very well for us.

Q: How much has Phillips grown as a quarterback since his freshman season?

A: He has worked hard to improve. He has worked at finding areas he can improve, and I think that he has gotten better every year. I think his decision making, his understanding of the offense, his recognition of defense, defensive coverage – all that has continued to improve, and he's worked at getting better. He's gotten better every year.

Q: Talk about Richmond Head Coach Mike London (a former assistant at William and Mary). Did you envision him becoming a successful head coach?

A: I knew Mike would be very, very successful. He did a great job for us. He kind of got started coaching here with us. It was a long time ago, but there was no question Mike has a great understanding of football and he was going to be a good coach. The thing I remember the most is what a good person he is. I think if you're a very, very good person, you treat people right and if you do things the right way, then you are going to achieve success. I feel like that's what has happened to Mike.

Q: Following the loss at JMU, you felt the team came up short defensively. After looking at the film, do you still feel the same way?

A: Yes. I don't think we played as well as we could have, but they had a lot to do with it. They're good up front, and Landers is a heck of a player – there's no question about that. When you over commit yourself to the running game, it's possible to get caught with some throws and that's what happened to us in some areas. I feel like we can tackle better. We missed way too many tackles, and they had a lot to do with it. We were out of position in coverage too many times, and those are some things you just can't do against a good team. You may be able to get away with a few of those things against someone else, but when you play a good team like JMU you better bring your "A game." I don't feel like we did.

Q: What is your impression of Richmond's defense?

A: They've got a lot of people returning from last year, and they know their system well. They're well coached, and they play hard. They get to the football and they play extremely hard.

Q: What about Richmond's offense?

A: They're just a well coached, and they're an experienced group. They have a lot of people back from a very successful team last year, and they do a great job of utilizing their personnel. They put their people in good positions to do what they do best. They're very physical running the football. I think they're just a well-rounded, well-coached football team.

Q: Talk about the loss of defensive end C.J. Herbert.

A: I don't think C.J. will be able to play this week. They're going to do an MRI today. I don't know how serious it is, but he won't be ready this week. When you get to this part of the season, people are going to need to step up. You're going to have those types of things; you don't like for them to happen, but they happen and you have to move on.

Q: Will senior linebacker Josh Rutter or senior wide receiver Elliott Mack be ready this week?

A: We will see; I hope they can. They probably could have played at James Madison if it had been an emergency. We had them dressed out and looked at them in pre-game, but I don't think either one of them were quite ready. We're going to see how this week plays out, and maybe we can get them to play some this week.

Q: What's the key to beating Richmond?

A: I think we have to take care of ourselves. We have got to improve and get better in the basics. When you don't block well, don't tackle well and don't catch the ball good things usually don't happen. So we have to start with the basics. We have to work at blocking, tackling and catching the football before we worry about schemes or anything like that. So, that's what we're going to be working on.

Q: Talk about the Rivalry between Richmond and William and Mary.

A: It's always big and it is a rivalry because we've played for so many years. We're also close and there's a lot of tradition involved. I think that's one of the neat things about college football – the traditional rival games. I think it's really important that they come at the end of the season like this one does. There are a lot of memories that go back through the years in this series, and there are a lot of alumni who take a great deal of interest in it. It's also a big game because it's the next game. We also want to play better than we did last week.

Q: Talk about the seniors and what they've meant to the program during the last four years.

A: They've gone through a tough string here and been involved in some tough years recently. I think the fact that we've won seven games this year is quite an improvement over the last three. It's a great testament to these seniors, guys like Elliott Mack, Josh Rutter, Jake Phillips and Derek Cox and the rest of them who have stuck with it, who have worked hard, who have shown great leadership and have kept the players going in the right direction. When we started this year, we were picked last in the league and we didn't have anyone on the preseason all-league teams. Now we have seven wins and have some pretty big games here at the end, so I think that's a testament to what these seniors have done.

The Laycock File

Hometown: Hamilton, Va.

Alma Mater: William and Mary (1970)

Graduate Degree: Clemson (1972)

Winningest Active NCAA FCS Coaches

(By Victories)

1. Bob Ford (Albany, 40)	233
2. Jerry Moore (Appalachian State, 27)	203
3. Joe Taylor (Hampton, 26)	202
4. Al Bagnoli (Penn, 27)	199
5. Andy Talley (Villanova, 29)	190
6. Walt Hameline (Wagner, 28)	189
Jimmie Laycock (W&M, 29)	189
8. Pete Richardson (Southern, 21)	169
9. Mike Ayers (Wofford, 24)	151
10. K.C. Keeler (Delaware, 16)	144

Division I Coaches Most Years at Current Schools

1. Joe Paterno (Penn State, 1966-2007)	42
2. Bob Ford (Albany, 1973-2007)	35
3. Bobby Bowden (Florida State, 1976-2007)	32
4. Jimmie Laycock (W&M, 1980-2007)	28

Career CAA Football Coaching Victories

1. Andy Talley* (VU, 1985-)	99
2. Bill Bowes (UNH, 1972-98)	97
3. "Tubby" Raymond (UD, 1966-01)	89
4. Jimmie Laycock* (W&M, 1993-)	76
5. Jim Reid (UMass, 1986-91, UR, 95-03)	61

Laycock in the NCAA Playoffs

Year	Round	Opponent, Result
1986	First Round	Delaware, 17-51 (L)
1989	First Round	Furman, 10-24 (L)
1990	First Round	Massachusetts, 38-0 (W)
	Quarterfinals	Central Florida, 38-52 (L)
1993	First Round	McNeese State, 28-34 (L)
1996	First Round	Jackson State, 45-6 (W)
	Quarterfinals	Northern Iowa, 35-38 (L)
2001	First Round	Appalachian State, 27-40 (L)
2004	First Round	Hampton, 42-35 (W)
	Quarterfinals	Delaware, 44-38, 2 OT (W)
	Semifinals	James Madison, 34-48 (L)

Laycock vs. CAA Football

Team	W	L	T
Delaware	12	17	0
Hofstra	2	3	0
James Madison	12	17	0
Maine	6	2	0
Massachusetts	4	7	0
New Hampshire	10	2	0
Northeastern	11	2	0
Rhode Island	10	2	0
Richmond	19	9	0
Towson	6	0	0
Villanova	9	9	1

Tribe Football Rosters



NO.	NAME	POS.	ELG.	HT.	WT.	HOMETOWN (HIGH/PREP SCHOOL)
41	Sheldon Alexander	S	R-Jr.	6'1"	205	Gordonsville, Va. (Woodberry Forest)
67	Kyle Allison	OL	R-So.	6'2"	300	Burke, Va. (Lake Braddock)
26	Michael Alvarado	S	R-So.	6'0"	194	Gaithersburg, Md. (Gaithersburg)
16	R.J. Archer	QB	R-Jr.	6'2"	218	Earlysville, Va. (Albemarle)
5	Tyler Bailey	WR	Fr.	6'1"	181	Abingdon, Va. (Abingdon)
6	David Caldwell	S	Jr.	5'11"	213	Montclair, N.J. (Lawrenceville School)
7	Mike Callahan	QB	R-So.	5'11"	190	Mountville, Pa. (Hempfield)
88	Terreon Conyers	WR	R-So.	5'11"	174	Norfolk, Va. (Booker T. Washington)
35	Dante Cook	RB/LB	Fr.	5'11"	200	Fredericksburg, Va. (Stafford)
24	Ben Cottingham	CB	R-So.	5'9"	163	Abingdon, Md. (Edgewood)
37	Derek Cox	CB	R-Sr.	6'1"	186	Winterville, N.C. (J.H. Rose)
22	Derek Crosen	WR	Fr.	6'2"	180	Stephens City, Va. (Sherando)
81	Cameron Dohse	WR	R-So.	6'0"	177	Clifton, Va. (Centreville)
36	Nick Downey	WR	R-Fr.	5'10"	180	Lancaster, Pa. (Lancaster Catholic)
37	Kelly FitzGerald	WR	Fr.	5'10"	170	Springfield, Va. (Robert E. Lee)
46	Omar Francis	DB	Fr.	5'11"	205	Pennington, N.J. (Pennington School)
21	Evan Francis	LB	R-So.	5'11"	212	Medford, N.J. (Shawnee)
86	Alex Gottlieb	TE	Fr.	6'3"	230	Delray Beach, Fla. (American Heritage School)
79	Michael Grant	OL	R-Sr.	6'5"	296	Wrightstown, N.J. (Notre Dame)
34	Jonathan Grimes	RB	Fr.	5'10"	206	Palmyra, N.J. (Paul VI)
60	Robbie Gumbita	OL	Fr.	6'4"	285	Mount Pleasant, Pa. (Mount Pleasant)
95	C.J. Herbert	DL	R-Jr.	6'3"	264	Germantown, Md. (Northwest)
15	Chase Hill	WR	R-So.	6'2"	192	Virginia Beach, Va. (Princess Anne)
72	Keith Hill	OL	R-So.	6'4"	315	Hamilton Square, N.J. (Lawrenceville School)
83	Gareth Hissong	OL	R-So.	6'3"	252	Hanover, Pa. (Delone Catholic)
53	Luke Hiteshew	OL	R-Sr.	6'1"	304	Baltimore, Md. (Mount St. Joseph)
43	Jimmy Hobson	FB	R-So.	5'11"	226	Cincinnati, Ohio (St. Xavier)
8	DeBrian Holmes	RB	R-Sr.	5'9"	198	Fort Eustis, Va. (Woodside)
14	Will Honbarrier	QB	R-Fr.	6'2"	190	Lynchburg, Va. (Jefferson Forest)
22	David Houff	S	R-Sr.	6'1"	199	Blacksburg, Va. (Blacksburg)
52	Marcus Hyde	DE	R-Fr.	6'3"	223	Manassas, Va. (Osborn)
85	Cory Jessee	TE	R-Fr.	6'3"	230	Warm Springs, Va. (Bath County)
91	Chris Johnson	DE	Fr.	6'3"	230	Virginia Beach, Va. (Tallwood)
42	Fred Johnson	DB	R-Jr.	6'1"	190	Richmond, Va. (St. Christopher's)
84	Blake Jones	K	Fr.	6'0"	190	Bedford, Ind. (Bedford North Lawrence)
44	Meltoya Jones	RB	Fr.	5'9"	195	Hampton, Va (Tabb)
12	Nolan Kearney	QB	Fr.	6'4"	225	Glenmoore, Pa. (Downtown West)
65	Christopher Kearns	OL	Fr.	6'5"	285	Midlothian, Va. (Midlothian)
82	Sean Kroeger	P	Fr.	6'2"	180	New Providence, N.J. (New Providence)
93	Sean Lissemore	DT	R-Jr.	6'4"	274	Dumont, N.J. (Dumont)
17	Robert Livingston	S	R-Jr.	6'3"	195	Hendersonville, N.C. (The Hun School)
2	Elliott Mack	WR	R-Sr.	6'0"	195	Irvington, N.J. (Delbarton)
19	D.J. Mangas	QB	R-Fr.	6'1"	184	Chantilly, Va. (Paul VI)
77	Jake Marcey	OL	R-Fr.	6'4"	308	Gainesville, Va. (Woodberry Forest)
25	Courtland Marriner	RB	R-So.	5'9"	177	Chesapeake, Va. (Western Branch)
49	Zachary Martin	DB	Fr.	5'10"	185	Clarksville, Md. (River Hill)
4	D.J. McAulay	WR	R-Jr.	5'11"	180	New Haven, Conn. (James Hillhouse)
62	Thomas McCutcheon	OL	R-Jr.	6'5"	325	Chesapeake, Va. (Deep Creek)
87	David Miller	K/P	R-So.	6'0"	180	Centreville, Va. (Westfield)
73	Tyler Miller	OL	R-So.	6'3"	300	Virginia Beach, Va. (Floyd Kellam)
10	Jabrel Mines	LB	Fr.	6'0"	192	Doswell, Va. (Caroline)
9	Ryan Moody	WR	Fr.	5'11"	170	Ashburn, Va. (Stone Bridge)
56	C.J. Muse	OL	R-Jr.	6'4"	315	Lexington, S.C. (Lexington)
29	James Neal	CB	R-Fr.	5'9"	185	Baltimore, Md. (Salisbury School, Mass.)
39	Donte Newbill	FB	R-Fr.	5'10"	217	Blackstone, Va. (Central Senior)
30	Matt Nickerson	RB	R-Jr.	5'9"	176	Fairfax Station, Va. (Woodson)
75	Eric O'Brien	C	R-Sr.	6'1"	270	Abbottstown, Pa. (Delone Catholic)
40	Kyle O'Brien	DE	R-So.	6'0"	246	Cockeysville, Md. (McDonogh)
31	Jake O'Connor	S	R-Fr.	6'0"	189	Richmond, Va. (Douglas S. Freeman)
68	James Pagliaro	DL	R-Fr.	6'3"	262	Schnecksville, Pa. (Parkland)
80	Brian Pate	PK/P	R-Jr.	5'9"	175	Fredericksburg, Va. (Massaponax)
11	Jake Phillips	QB	R-Sr.	6'3"	209	Warm Springs, Va. (Bath County)
5	Michael Pigram	LB	Sr.	5'10"	219	Hopewell, Va. (Hopewell)

Roster By Position

Quarterbacks (7)

16	Archer, R.J.	Jr.	6-2	218
7	Callahan, Mike	So.	5-11	190
14	Honbarrier, Will	RF	6-2	190
12	Kearney, Nolan	Fr.	6-4	225
19	Mangas, D.J.	RF	6-1	184
11	Phillips, Jake	Sr.	6-3	209
18	Schmand, Terrance	RF	6-3	213

Tailbacks (9)

35	Cook, Dante	Fr.	5-11	200
34	Grimes, Jonathan	Fr.	5-10	206
8	Holmes, DeBrian	Sr.	5-9	198
44	Jones, Meltoya	Fr.	5-9	195
25	Marriner, Courtland	So.	5-9	177
30	Nickerson, Matt	Jr.	5-9	176
23	Riggins, Terrence	So.	6-1	234
33	Schonder, Thomas	So.	5-11	182
28	Woolfolk, Ryan	RF	5-11	192

Fullbacks (3)

43	Hobson, Jimmy	So.	5-11	226
39	Newbill, Donte	RF	5-10	217
45	Scott, Robert	RF	5-10	230

Tight Ends (4)

86	Gottlieb, Alex	Fr.	6-3	230
85	Jessee, Cory	RF	6-3	230
30	Topping, Andy	Fr.	6-2	230
98	Varno, Rob	Jr.	6-5	228

Wide Receivers (12)

5	Bailey, Tyler	Fr.	6-1	181
88	Conyers, Terreon	So.	5-11	174
22	Crosen, Derek	Fr.	6-2	180
81	Dohse, Cameron	So.	6-0	177
36	Downey, Nick	RF	5-10	180
37	FitzGerald, Kelly	Fr.	5-10	170
15	Hill, Chase	So.	6-2	192
2	Mack, Elliott	Sr.	6-0	195
4	McAulay, D.J.	Jr.	5-11	180
9	Moody, Ryan	Fr.	5-11	170
89	Robertson, Eric	Jr.	6-2	194
13	Thomas, C.J.	Fr.	6-2	210

Offensive Line (19)

67	Allison, Kyle	So.	6-2	300
79	Grant, Michael	Sr.	6-5	296
60	Gumbita, Robbie	Fr.	6-4	285
72	Hill, Keith	So.	6-4	315
83	Hissong, Gareth	So.	6-3	252
53	Hiteshew, Luke	Sr.	6-1	304
65	Kearns, Christopher	Fr.	6-5	285
77	Marcey, Jake	RF	6-4	308
62	McCutcheon, T.	Jr.	6-5	325
73	Miller, Tyler	So.	6-3	300
56	Muse, C.J.	Jr.	6-4	315
75	O'Brien, Eric	Sr.	6-1	270
76	Raxter, Josh	So.	6-6	270
64	Ryan, Daniel	RF	6-3	275
74	Salazar, Michael	Fr.	6-5	296
57	Schrift, Mike	RF	6-2	286
63	Sutton, Chris	RF	6-2	267
66	Toon, Derek	So.	6-3	278
70	Warack, Adam	Fr.	6-3	295



Tribe Football Rosters

94	Ravi Pradhanang	DE	R-Fr.	6'3"	253	Paramus, N.J. (St. Peter's Prep)
55	T.J. Ptachick	LB	Fr.	6'2"	225	Williamsburg, Va. (Lafayette)
96	Daniel Pulley	DT	R-Jr.	6'3"	272	Chesapeake, Va. (Atlantic Shores Christian)
59	Andy Rampp	DE	R-Fr.	6'2"	246	Rockville, Md. (TS Wootton)
76	Joshua Raxter	OL	R-So.	6'6"	270	Marietta, Ga. (Pope)
50	Todd Reyher	LB	R-Sr.	6'0"	218	Williamsburg, Va. (Lafayette)
53	John Ribble	LB	Fr.	6'2"	220	Salem, Va. (Salem)
23	Terrence Riggins	RB	So.	6'1"	234	Newport News, Va. (Denbigh)
89	Eric Robertson	WR	R-Jr.	6'2"	194	Barboursville, Va. (Albemarle)
99	Harold Robertson	DT	R-Fr.	6'0"	290	Richmond, Va. (Hermitage)
44	Josh Rutter	LB	R-Sr.	6'3"	222	Union Bridge, Md. (Francis Scott Key)
64	Daniel Ryan	OL	R-Fr.	6'3"	275	Richmond, Va. (Douglas S. Freeman)
74	Michael Salazar	OL	Fr.	6'5"	296	Lawrenceville, N.J. (The Hun School)
18	Terrance Schmand	QB	R-Fr.	6'3"	213	Buffalo, N.Y. (St. Joseph's Collegiate)
33	Thomas Schonder	RB	R-So.	5'11"	182	Round Hill, Va. (Loudoun Valley)
57	Mike Schrift	OL	R-Fr.	6'2"	286	Reading, Pa. (Muhlenburg)
45	Robert Scott	FB	R-Fr.	5'10"	230	Norfolk, Va. (Norfolk Academy)
48	Wes Steinman	LB	R-So.	6'2"	226	Wilmington, N.C. (Hoggard)
92	Michael Stover	DT	So.	6'3"	253	Millersville, Pa. (Penn Manor)
63	Chris Sutton	OL	R-Fr.	6'2"	267	Warrenton, Va. (Fauquier)
13	C.J. Thomas	WR	Fr.	6'2"	210	Mount Airy, Md. (Linganore)
90	Josh Thompson	DL	Fr.	6'2"	295	Charlotte, N.C. (Charlotte Christian)
27	Brian Thompson	DB	Fr.	5'11"	185	Somerset, N.J. (Franklin)
66	Derek Toon	OL	R-So.	6'3"	278	Chester, Va. (Matoaca)
30	Andy Topping	TE	Fr.	6'2"	230	Chesapeake, Va. (Nansemond River)
97	Adrian Tracy	DL	R-Jr.	6'4"	244	Sterling, Va. (Potomac Falls)
32	Jake Trantin	LB	R-Fr.	6'1"	232	Severn, Md. (Archbishop Spalding)
98	Rob Varno	TE	R-Jr.	6'5"	228	Wilmington, N.C. (Hoggard)
70	Adam Warack	OL	Fr.	6'3"	295	Chesapeake, Va. (Great Bridge)
69	Carl Watts	DL	R-So.	6'3"	258	Midlothian, Va. (James River)
3	B.W. Webb	DB	Fr.	5'11"	175	Newport News, Va. (Warwick)
38	Terrell Wells	CB	So.	5'10"	180	Louisa, Va. (Louisa County)
28	Ryan Woolfolk	RB	R-Fr.	5'11"	192	Atlanta, Ga. (Holy Innocents)
58	Richard Yount	DE	Fr.	6'3"	225	Springfield, Va. (Robert E. Lee)

Tribe Numerical Roster

No.	Name	Pos.	No.	Name	Pos.	No.	Name	Pos.
2	Elliott Mack	WR	32	Jake Trantin	LB	66	Derek Toon	OL
3	B.W. Webb	DB	33	Thomas Schonder	RB	67	Kyle Allison	OL
4	D.J. McAulay	WR	34	Jonathan Grimes	RB	68	James Pagliaro	DL
5	Michael Pigram	LB	35	Dante Cook	RB/LB	69	Carl Watts	DL
5	Tyler Bailey	WR	36	Nick Downey	WR	70	Adam Warack	OL
6	David Caldwell	S	37	Derek Cox	CB	72	Keith Hill	OL
7	Mike Callahan	QB	37	Kelly Fitzgerald	WR	73	Tyler Miller	OL
8	DeBrian Holmes	RB	38	Terrell Wells	CB	74	Michael Salazar	OL
9	Ryan Moody	WR	39	Donte Newbill	FB	75	Eric O'Brien	C
10	Jabrel Mines	LB	40	Kyle O'Brien	DE	76	Joshua Raxter	OL
11	Jake Phillips	QB	41	Sheldon Alexander	S	77	Jake Marcey	OL
12	Nolan Kearney	QB	42	Fred Johnson	DB	79	Michael Grant	OL
13	C.J. Thomas	WR	43	Jimmy Hobson	FB	80	Brian Pate	PK/P
14	Will Honbarrier	WR	44	Josh Rutter	LB	81	Cameron Dohse	WR
15	Chase Hill	WR	44	Meltoya Jones	RB	82	Sean Kroeger	P
16	R.J. Archer	QB	45	Robert Scott	FB	83	Gareth Hissong	OL
17	Robert Livingston	S	46	Omar Francis	DB	84	Blake Jones	K
18	Terrance Schmand	QB	48	Wes Steinman	LB	85	Cory Jessee	TE
19	D.J. Mangas	QB	49	Zachary Martin	DB	86	Alex Gottlieb	TE
21	Evan Francks	LB	50	Todd Reyher	LB	87	David Miller	K/P
22	David Houff	S	52	Marcus Hyde	DE	88	Terreon Conyers	WR
22	Derek Crosen	WR	53	Luke Hiteshew	OL	89	Eric Robertson	WR
23	Terrence Riggins	RB	53	John Ribble	LB	90	Josh Thompson	DL
24	Ben Cottingham	CB	55	T.J. Ptachick	LB	91	Chris Johnson	DE
25	Courtland Marriner	RB	56	C.J. Muse	OL	92	Michael Stover	DT
26	Michael Alvarado	S	57	Mike Schrift	OL	93	Sean Lissimore	DT
27	Brian Thompson	DB	58	Richard Yount	DE	94	Ravi Pradhanang	DE
28	Ryan Woolfolk	RB	59	Andy Rampp	DE	95	C.J. Herbert	DL
29	James Neal	CB	60	Robbie Gumbita	OL	96	Daniel Pulley	DT
30	Matt Nickerson	RB	62	Thomas McCutcheon	OL	97	Adrian Tracy	DL
30	Andy Topping	TE	63	Chris Sutton	OL	98	Rob Varno	TE
31	Jake O'Connor	S	64	Daniel Ryan	OL	99	Harold Robertson	DT
			65	Christopher Kearns	OL			

Defensive Line (15)

95	Herbert, C.J.	Jr.	6-3	264
52	Hyde, Marcus	FR	6-3	220
91	Johnson, Chris	Fr.	6-3	230
93	Lissimore, Sean	Jr.	6-4	274
40	O'Brien, Kyle	So.	6-0	246
68	Pagliaro, James	RF	6-3	262
94	Pradhanang, Ravi	RF	6-3	253
96	Pulley, Daniel	Jr.	6-3	272
59	Rampp, Andy	FR	6-2	246
99	Robertson, Harold	RF	6-0	290
92	Stover, Michael	So.	6-3	253
90	Thompson, Josh	Fr.	6-2	295
97	Tracy, Adrian	Jr.	6-4	244
69	Watts, Carl	So.	6-3	258
58	Yount, Richard	Fr.	6-3	225

Linebackers (11)

41	Alexander, Sheldon	Jr.	6-1	205
21	Francks, Evan	So.	5-11	212
10	Mines, Jabrel	Fr.	6-0	192
5	Pigram, Michael	Jr.	5-10	219
55	Ptachick, T.J.	Fr.	6-2	225
50	Reyher, Todd	Sr.	6-0	218
53	Ribble, John	Fr.	6-2	220
34	Rojas, Chris	RF	5-11	200
44	Rutter, Josh	Sr.	6-3	222
48	Steinman, Wes	So.	6-2	226
32	Trantin, Jake	RF	6-1	232

Defensive Backs (14)

26	Alvarado, Michael	So.	6-0	194
6	Caldwell, David	Jr.	5-11	213
24	Cottingham, Ben	So.	5-9	163
37	Cox, Derek	Sr.	6-1	186
46	Francis, Omar	Fr.	5-11	205
22	Houff, David	Sr.	6-1	199
42	Johnson, Fred	Jr.	6-1	190
17	Livingston, Robert	Jr.	6-3	195
49	Martin, Zachary	Fr.	5-10	185
29	Neal, James	RF	5-9	185
31	O'Connor, Jake	RF	6-0	189
27	Thompson, Brian	Fr.	5-11	185
3	Webb, B.W.	Fr.	5-11	175
38	Wells, Terrell	So.	5-10	180

Specialists (4)

84	Jones, Blake	Fr.	6-0	190
82	Kroeger, Sean	Fr.	6-2	160
87	Miller, David	So.	6-0	180
80	Pate, Brian	Jr.	5-9	175

Start Chart/Red Zone



2008 Game-By-Game Starters

N.C. State	VMI	Norfolk St.	Villanova	N. Hamp.	Delaware	R. Island	Towson	N'Eastern	JMU	Richmond
QB Phillips	Phillips	Phillips	Archer	Phillips	Phillips	Phillips	Phillips	Phillips	Phillips	
TB Riggins	Riggins	Riggins	Grimes	Grimes	Grimes	Grimes	Grimes	Grimes	Grimes	
WR Hill	Dohse	Hill	Hill	Hobson*	Hill	Hill	Hill	Hill	Hill	
WR Mack	Mack	Mack	Mack	Mack	Mack	Mack	Conyers	Conyers	Conyers	
WR McAulay	McAulay	McAulay	McAulay	McAulay	McAulay	McAulay	McAulay	McAulay	McAulay	
TE Varno	Varno	Varno	Varno	Varno	Varno	Varno	Varno	Varno	Varno	
LT Marcey	Marcey	Marcey	Marcey	Marcey	Marcey	Marcey	Marcey	Marcey	Marcey	
LG Grant	Toon	Grant	Grant	Grant	Grant	Grant	Grant	Grant	Grant	
C Hiteshew	Hiteshew	Hiteshew	Hiteshew	Hiteshew	Hiteshew	Hiteshew	Hiteshew	Hiteshew	Hiteshew	
RG Muse	Muse	Sutton	Muse	Muse	Muse	Muse	Muse	Muse	Muse	
RT Hill, Jr.	Hill, Jr.	Muse	Hill, Jr.	Hill, Jr.	Hill, Jr.	Hill, Jr.	Hill, Jr.	Hill, Jr.	Hill, Jr.	
DE Tracy	Tracy	Tracy	Tracy	Tracy	Tracy	Tracy	Tracy	Tracy	Tracy	
DE Lissemore	Lissemore	Lissemore	Lissemore	Lissemore	Lissemore	Lissemore	Lissemore	Lissemore	Lissemore	
DT Robertson	Robertson	Robertson	Robertson	Robertson	Robertson	Robertson	Robertson	Robertson	Robertson	
DT Herbert	Herbert	Herbert	Herbert	Herbert	Herbert	Herbert	Herbert	Herbert	Herbert	
OLB Pigram	Pigram	Pigram	Pigram	Francks	Pigram	Pigram	Pigram	Pigram	Pigram	
ILB Rutter	Rutter	Rutter	Rutter	Rutter	Rutter	Trantin	Trantin	Trantin	Trantin	
OLB Trantin	Trantin	Trantin	Trantin	Trantin	Trantin	Francks	Francks	Francks	Francks	
SS Caldwell	Caldwell	Caldwell	Caldwell	Caldwell	Caldwell	Caldwell	Caldwell	Caldwell	Caldwell	
FS Alvarado	Alvarado	Alvarado	Alvarado	Alvarado	Livingston	Livingston	Alvarado	Alvarado	Alvarado	
CB Cox	Cox	Cox	Cox	Cox	Cox	Cox	Cox	Cox	Cox	
CB Cottingham	Cottingham	Cottingham	Cottingham	Cottingham	Johnson	Cottingham	Cottingham	Cottingham	Cottingham	

*W&M started with two wide receivers and a fullback.

Tribe in the Red Zone

William and Mary Offense In the Red Zone

Opponent	WM In Red Zone	WM TDs	WM FGs	WM FG Missed	WM No Score	RZ Score %
N.C. State	1	0	0	0	1	0.0
VMI	4	4	0	0	0	100.0
Norfolk St.	2	2	0	0	0	100.0
Villanova	3	2	0	1	1	66.7
N. Hampshire	5	4	1	0	0	100.0
Delaware	4	2	2	0	0	100.0
R. Island	4	3	1	0	0	100.0
Towson	6	4	1	1	1	83.3
N'Eastern	5	3	1	0	1	80.0
James Madison	3	3	0	0	0	100.0
Richmond						
TOTALS	37	27	6	2	4	89.2

Opponents in the Red Zone

Opponent	Opp. in RZ	Opp. TDs	Opp. FGs	Opp. FG Missed	Opp. No Score	Opp. Score %
N.C. State	4	3	1	0	0	100.0
VMI	3	1	1	0	1	66.7
Norfolk State	2	1	0	0	1	50.0
Villanova	5	4	1	0	0	100.0
N. Hampshire	5	3	0	0	2	60.0
Delaware	2	0	1	1	1	50.0
R. Island	4	2	1	0	1	75.0
Towson	1	0	0	1	1	0.00
N'Eastern	4	2	1	1	1	75.0
James Madison	5	4	1	0	0	100.0
Richmond						
TOTALS	35	20	7	3	8	77.1



Tribe Single-Game Highs

Individual Single-Game Highs

Pass Attempts: 40, J. Phillips at New Hampshire, 10/11
 Pass Completions: 30, J. Phillips at New Hampshire, 10/11
 Passing Yards: 338, J. Phillips at Delaware, 10/18
 Passing TDs: 4, J. Phillips, twice, last at New Hampshire, 10/11
 Rushing Attempts: 25, J. Grimes at Delaware, 10/18
 Rushing Yards: 180, T. Riggins vs. VMI, 9/13
 Rushing TDs: 2, J. Grimes vs. VMI, 9/13
 Receptions: 8, twice, last by E. Mack at Delaware, 10/18
 Receiving Yards: 119, E. Mack at Delaware, 10/18
 Receiving TDs: 2, three times, last by C. Hill at JMU, 11/15
 Total Offensive Yards: 330, J. Phillips at New Hampshire, 10/11
 All-Purpose Yards: 324, J Grimes vs. Villanova, 10/4
 Total Points: 12, seven times, last by C. Hill at JMU, 11/15
 Points Kicking: 10, B. Pate, three times, last at Towson, 11/1
 Points Rushing: 12, three times, last by R.J. Archer vs. Villanova, 10/4
 Points Receiving: 12, four times, last by C. Hill at JMU, 11/15
 Field Goals Made: 2, B. Pate, three times, last at Towson, 11/1
 Field Goals Attempted: 3, B. Pate at Towson, 11/1
 PATs Attempted: 7, B. Pate vs. VMI, 9/13
 PATs Made: 7, B. Pate vs. VMI, 9/13
 Punts: 9, D. Miller at N.C. State, 9/6
 Punting Yards: 408, D. Miller at Virginia Tech, 9/22
 Punting Average: 45.3, D. Miller at N.C. State, 9/6
 Punt Returns: 3, four times, last by D. Cox vs. Northeastern, 11/8
 Punt Return Yards: 98, D. Cox vs. Northeastern, 11/8
 Kickoff Returns: 6, J. Grimes at New Hampshire, 10/11
 Kickoff Return Yards: 161, J. Grimes vs. Villanova, 10/4
 Kickoff Return Avg: 40.3 J. Grimes vs. Villanova, 10/4
 Interceptions: 1, 15 times
 Interception Yards: 62, D. Caldwell vs. Rhode Island, 10/25
 Tackles: 16, M. Pigram at JMU, 11/15
 Solo Tackles: 12, twice, last J. Trantin vs. Northeastern, 11/8
 Tackles for loss: 3.0, A. Tracy vs. Norfolk State, 9/20
 Sacks: 2.0, A. Tracy at New Hampshire, 10/11
 Pass Breakups: 3, Fred Johnson vs. Norfolk State, 9/20

Team Single-Game Highs

Pass Attempts: 40, at New Hampshire, 10/11
 Pass Completions: 30, at New Hampshire, 10/11
 Passing Yards: 338, at Delaware, 10/18
 Passing TDs: 4, twice, last at New Hampshire, 10/11
 Yards Per Completion: 14.6, twice vs. Villanova, 10/4
 Rushing Attempts: 45, at Towson, 11/1
 Rushing Yards: 398, vs. VMI, 9/13
 Rushing TDs: 4, vs. VMI, 9/13
 Yards Per Rush: 9.7, vs. VMI, 9/13
 Total Yards: 570, vs. VMI, 9/13
 Points Scored: 52, vs. VMI, 9/13
 TDs Scored: 7, vs. VMI, 9/13
 Total Plays: 78, last at Towson, 11/1
 Field Goals Made: 2, three times, last at Towson, 11/1
 Field Goals Attempted: 3, at Towson, 11/1
 PATs Attempted: 7, vs. VMI, 9/13
 PATs Made: 7, vs. VMI, 9/13
 Punts: 9, at N.C. State, 9/6
 Punting Yards: 408, at N.C. State, 9/6
 Punting Average: 45.3, at N.C. State, 9/6
 Punt Returns: 4, twice, last vs. Villanova, 10/4
 Punt Return Yards: 98, vs. Northeastern, 11/8
 Kickoff Returns: 6, twice, last at New Hampshire, 10/11
 Kickoff Return Yards: 161, vs. Villanova, 10/4
 Kickoff Return Average: 40.3, vs. Villanova, 10/4
 Interceptions: 4, vs. Norfolk State, 9/20
 Interception Yards: 73, at N.C. State, 9/6
 Forced Fumbles: 2, twice, vs. Norfolk State, 9/20 & vs. VMI, 9/13
 Fumble Return Yards: 0
 Turnovers Gained: 5, vs. Norfolk State, 9/20
 Turnovers Lost: 4, twice, last vs. VMI, 9/13
 Sacks: 4, at Delaware, 10/18
 Sacks Allowed: 3, twice, last at JMU, 11/15
 First Downs: 30, vs. VMI, 9/13
 Third Down Conv. %: 71.4 (5-7), vs. VMI, 9/13
 Fourth Down Conversion %: 100.0 (2-2), four times, last at JMU, 11/15
 Penalties: 8, vs. VMI, 9/13
 Penalty Yards: 80, vs. VMI, 9/13
 Possession Time: 34:42, at Towson, 11/1

2008 Game-By-Game Individual Highs

Opponent	Pass Att.	Pass Yards	Rushes	Rush. Yds	Receptions	Rec. Yds.	Tackles	TFLs	Sacks
N.C. State	30, Phillips	139, Phillips	12, Riggins	52, Riggins	6, McAulay	99, McAulay	8, Tracy/Rutter	1.5, Herbert	1, Tracy/Caldwell
VMI	18, Phillips	172, Phillips	15, Riggins	180, Riggins	4, Mack/Varno	60, Varno	10, Caldwell	2.0, Cox	1, Pulley
Norfolk St.	26, Phillips	204, Phillips	9, Grimes	71, Grimes	4, Mack	80, McAulay	6, four players	4.0, Tracy	1.5, Tracy
Villanova	37, Archer	307, Archer	11, Grimes	58, Grimes	6, Grimes/Varno	105, Grimes	15, Rutter	1.5, three players	1.0 Hyde
N. Hamp.	40, Phillips	310, Phillips	23, Grimes	144, Grimes	8, Grimes	76, McAulay	13, Tracy	3.0, Tracy	2.0, Tracy
Delaware	38, Phillips	338, Phillips	25, Grimes	92, Grimes	8, Mack	119, Mack	8, Rutter	3.0, Rutter	1.0, Four Players
R. Island	24, Phillips	207, Phillips	19, Grimes	111, Grimes	5, Hill	55, Hill	13, Trantin	1.0, four Players	0.5, Tracy/Pradhanang
Towson	33, Phillips	265, Phillips	20, Grimes	96, Grimes	5, Varno, Grimes	67, Varno	7, three players	2.0, Lissemore	1.5, Tracy
N'Eastern	22, Phillips	217, Phillips	16, Grimes	130, Grimes	3, three players	96, McAulay	13, Trantin	1.0, four players	None
JMU	30, Phillips	187, Phillips	9, Grimes	48, Grimes	6, McAulay	92, McAulay	16, Pigram	1.0, Lissemore	None

Richmond

Opponent Highs / Long Plays



2008 Opponent Individual Single-Game Highs

Pass Attempts:	43, A. Orio, vs. Northeastern, 11/8
Pass Completions:	27, twice, last D. Cassidy vs. Rhode Island, 10/25
Passing Yards:	305, R.J. Toman at New Hampshire, 10/11
Passing TDs:	3, twice, last by R. Landers at JMU, 11/15
Rushing Attempts:	26, T. Maypray vs. VMI, 9/13
Rushing Yards:	157, T. Maypray vs. VMI, 9/13
Rushing TDs:	2, twice, last by E. Holloman at JMU, 11/15
Receptions:	9, twice, last J. Hughes vs. Rhode Island, 10/25
Receiving Yards:	114, M. Boyle at New Hampshire, 10/11
Receiving TDs:	2, M. Turner at JMU, 11/15
Total Offensive Yards:	360, R.J. Toman at New Hampshire, 10/11
All Purpose Yards:	169, T. Maypray vs. VMI, 9/13
Total Points:	12, three times, last by three players at JMU, 11/15
Points Kicking:	12, D. Stannard at JMU, 11/15
Points Rushing:	12, E. Holloman at JMU, 11/15
Points Receiving:	12, M. Turner at JMU, 11/15
Field Goals Made:	2, twice, last by D. Stannard at JMU, 11/15
Field Goals Attempted:	2, eight players
PATs Attempted:	6, D. Stannard at JMU, 11/15
PATs Made:	6, D. Stannard at JMU, 11/15
Punts:	10, S. Kenworthy at Delaware, 10/18
Punting Yards:	369, B. Pierson at N.C. State, 9/6
Punting Average:	44.5, R. Conway vs. Northeastern, 11/8
Punt Returns:	4, B. Harvey vs. Villanova, 10/4
Punt Return Yards:	41, G. James at N.C. State, 9/6
Kickoff Returns:	7, J. Wicker vs. Norfolk State, 9/20
Kickoff Return Yards:	147, T.J. Jackson vs. Northeastern, 11/8
Kickoff Return Average:	38.0, T. Breaux at Towson, 11/1
Interceptions:	1, 12 players
Interception Yards:	47, D. Vasso at New Hampshire, 10/11
Tackles:	13, twice, last by M. Parent at New Hampshire, 10/11
Solo Tackles:	10, M. Parent at New Hampshire, 10/11
Tackles for loss:	2.5, twice, last P. Stefanik at Towson, 11/1
Sacks:	2.0, P. Stefanik at Towson, 11/1
Pass Breakups:	3, D. Mack at Towson, 11/1

2008 Opponent Team Single-Game Highs

Pass Attempts:	43, vs. Northeastern, 11/8
Pass Completions:	27, twice, last vs. Rhode Island, 10/25
Passing Yards:	305, at New Hampshire, 10/11
Passing TDs:	3, at JMU, 11/15
Yards Per Completion:	13.9 at JMU, 11/15
Rushing Attempts:	57, vs. VMI, 9/13
Rushing Yards:	317, at JMU, 11/15
Rushing TDs:	3, at JMU, 11/15
Yards Per Rush:	6.0, at JMU, 11/15
Total Yards:	540, at JMU, 11/15
Points Scored:	48, at JMU, 11/15
Touchdowns Scored:	6, at JMU, 11/15
Total Plays:	81, vs. Villanova, 10/4
Field Goals Made:	2, twice, last at JMU, 11/15
Field Goals Attempted:	2, eight times, last at JMU, 11/15
PATs Attempted:	6, at JMU, 11/15
PATs Made:	6, at JMU, 11/15
Punts:	10, at Delaware, 10/18
Punting Yards:	369, at N.C. State, 9/6
Punting Average:	44.5, vs. Northeastern, 11/8
Punt Returns:	5, twice, last vs. Villanova, 10/4
Punt Return Yards:	65, at N.C. State, 9/6
Kickoff Returns:	8, twice, last vs. Norfolk State, 9/20
Kickoff Return Yards:	160 vs. Norfolk State, 9/20
Kickoff Return Average:	26.0, at New Hampshire, 10/11
Interceptions:	2, four times, last at New Hampshire, 10/11
Interception Yards:	47, at New Hampshire, 10/11
Forced Fumbles:	2, three times, last at JMU, 11/15
Fumble Return Yards:	13, at N.C. State, 9/6
Turnovers Gained:	4, twice, last vs. VMI, 9/13
Turnovers Lost:	5, vs. Norfolk State, 9/20
Sacks:	3, twice, last at JMU, 11/15
Sacks Allowed:	4, at Delaware, 10/18
First Downs:	28, at JMU, 11/15
Third Down Conversion %:	64.3 (9-14), at New Hampshire, 10/11
Fourth Down Conversion %:	100.0, three times, last at JMU (3-3), 11/15
Penalties:	12, vs. Norfolk State, 9/20
Penalty Yards:	115, vs. Norfolk State, 9/20
Possession Time:	36:36, vs. VMI, 9/13

2008 Tribe Longest Plays of the Season

Rush:	67, J. Grimes vs. Northeastern, 11/8
Rushing TD:	56, J. Grimes at New Hampshire, 10/11
Pass:	65, J. Phillips to D.J. McAulay at Towson, 11/1
Passing TD:	65, J. Phillips to D.J. McAulay at Towson, 11/1
Punt Return:	89, D. Cox vs. Northeastern, 11/8
Kickoff Ret:	97, J. Grimes vs. Villanova, 10/4
INT Return:	62, D. Caldwell vs. Rhode Island, 10/25
Fumble Return:	0
Punt:	60, D. Miller at JMU, 11/15
Field Goal:	43, B. Pate, twice, last at JMU, 11/15
Drive:	93 yards, twice, 12 plays, 5:33, TD; 9 plays, 4:50, TD, both at Delaware, 10/18

2008 Opponent Longest Plays of the Season

Rush:	64, T. Maypray (VMI), 9/13
Rushing TD:	64, T. Maypray (VMI), 9/13
Pass:	47, H. Beck (NCSU), 9/6
Passing TD:	50, Landers to Turner (JMU), 11/15
Punt Return:	18, G. James (NCSU), 9/6
Kickoff Return:	40, T. Fox (UNH), 10/11
INT Return:	47, D. Vasso (UNH), 10/11
Fumble Return:	13, N. Irving (NCSU), 9/6
Punt:	62, B. Rudd (NSU), 9/20
Field Goal:	45, J. Castellat (NSU), 9/6
Drive:	95 yards, 6 plays, 2:50, TD, (JMU), 11/15



Top Offensive Performances

Tribe's Top Offensive Performances

Top Passing Performances

1.	338	Jake Phillips at Delaware	Oct. 18
2.	310	Jake Phillips at New Hampshire	Oct. 11
3.	307	R.J. Archer vs. Villanova	Oct. 4
4.	265	Jake Phillips at Towson	Nov. 1
5.	217	Jake Phillips vs. Northeastern	Nov. 8
6.	207	Jake Phillips vs. Rhode Island	Oct. 25
7.	204	Jake Phillips vs. Norfolk State	Sept. 20
8.	187	Jake Phillips at James Madison	Nov. 15
9.	172	Jake Phillips vs. VMI	Sept. 13
10.	139	Jake Phillips at N.C. State	Sept. 6

Top Rushing Performances

1.	180	Terrence Riggins vs. VMI	Sept. 13
2.	144	Jonathan Grimes at New Hampshire	Oct. 11
3.	130	Jonathan Grimes vs. Northeastern	Nov. 8
4.	111	Jonathan Grimes vs. Rhode Island	Oct. 25
5.	97	Jonathan Grimes vs. VMI	Sept. 13
6.	96	Jonathan Grimes at Towson	Nov. 1
7.	92	Jonathan Grimes vs. Delaware	Oct. 18
8.	71	Jonathan Grimes vs. Norfolk State	Sept. 20
9.	58	Jonathan Grimes vs. Villanova	Oct. 4
10.	54	Tom Schonder vs. VMI	Sept. 13

Top Receiving Performances

1.	119	Elliot Mack at Delaware	Oct. 18
2.	105	Chase Hill at Delaware	Oct. 18
	105	Jonathan Grimes vs. Villanova	Oct. 4
4.	99	D.J. McAulay at N.C. State	Sept. 6
5.	96	D.J. McAulay vs. Northeastern	Nov. 8
6.	92	D.J. McAulay at James Madison	Nov. 15
7.	83	E. Mack vs. Villanova	Oct. 4
8.	80	D.J. McAulay vs. Norfolk State	Sept. 20
9.	76	D.J. McAulay at New Hampshire	Oct. 11
10.	67	Rob Varno at Towson	Nov. 1

300-yard Passing Games

2	Jake Phillips
1	R. J. Archer

100-yard Rushing Games

3	Jonathan Grimes
1	Terrence Riggins

100-yard Receiving Games

1	Elliott Mack
1	Chase Hill
1	Jonathan Grimes

200-yard Passing Games

6	Jake Phillips
1	R. J. Archer

Tribe's All-Time Top Offensive Performances

Top Passing Performances

1.	433	Jake Phillips vs. Delaware, 8/30/07
2.	426	Dave Corley vs. Northeastern, 10/28/00
3.	409	Mike Potts at Towson, 11/4/06
4.	406	Stan Yagiello vs. JMU, 9/28/85
5.	401	David Murphy at Marshall, 11/5/83
6.	399	Chris Garrity at ECU, 11/14/81
7.	385	Greg DeGennaro at Bucknell, 9/20/86
8.	383	Kenny Lambiotte vs. Colgate, 9/6/86
9.	381	Mike Cook at N. Iowa, 12/7/96*
10.	378	Lang Campbell vs. Northeastern, 10/2/04
11.	373	Mike Cook vs. UNH, 10/24/98
12.	368	Lang Campbell at Liberty, 10/9/04
13.	360	Dave Murphy vs. Rutgers, 10/22/83
14.	355	Lang Campbell at Delaware, 10/23/04
15.	352	Mike Cook at Ga. Southern, 9/6/97
16.	346	Dave Corley vs. VMI, 9/14/02
17.	345	Chris Hakel vs. Delaware, 9/14/91
	345	Stan Yagiello vs. Norfolk St., 9/14/85
19.	342	Jake Phillips at Richmond, 11/16/07

*NCAA Playoff Game

Top Rushing Performances

1.	257	Phil Mosser at Ohio Wes., 10/3/70
2.	219	Derek Fitzgerald vs. Penn., 10/14/95
3.	201	Alvin Porch at UConn., 10/18/97
4.	198	Jon Smith at UNH, 10/19/02
5.	189	Derek Fitzgerald at NU, 9/16/95
	189	Derek Fitzgerald vs. Villanova, 10/23/93
7.	186	Alvin Porch vs. Boston, 9/27/97
8.	183	Alvin Porch vs. Delaware, 11/2/96
9.	181	Robert Green at Navy, 9/21/91
10.	180	Robert Green at Citadel, 9/8/90
	180	Terrence Riggins vs. VMI, 9/13/08
12.	177	Tyrone Shelton vs. ETSU, 11/4/89
	177	Hameen Ali vs. Delaware, 10/10/98
14.	173	Alvin Porch vs. Richmond, 11/15/97
15.	172	Bill Bowman vs. WFU, 9/19/53
16.	171	Jim Kruis vs. Navy, 10/16/76
17.	170	Troy Keen at Furman, 9/17/94
18.	165	Elijah Brooks at Towson, 11/4/06
	165	Robert Green vs. VMI, 10/13/90
20.	164	Tyrone Shelton at Furman, 11/3/90
	164	Keith Fimian vs. Virginia, 9/18/76
22.	153	Jim Kruis vs. The Citadel, 11/13/76
23.	152	Jim Kruis vs. VMI, 11/5/75
24.	151	Jim Kruis vs. VMI, 9/11/76
25.	144	Jonathan Grimes at New Hampshire, 10/11/08

Top Receiving Performances

1.	244	Dominique Thompson at Delaware, 10/23/04
2.	240	David Conklin at VMI, 9/13/97
3.	226	Mike Sutton at Marshall, 11/5/83
4.	221	Dominique Thompson at LU, 10/9/04
5.	211	Kurt Wrigley vs. Richmond, 11/21/81
6.	201	Elliott Mack at Richmond, 11/16/07
7.	198	Ron Gilliam vs. JMU, 9/28/85
8.	195	Chris Rosier at UConn., 10/18/97
9.	194	Rich Musinski vs. Delaware, 9/28/02
10.	191	Rich Musinski at URI, 10/25/03
11.	185	Dominique Thompson vs. UD, 12/4/04*
12.	184	Chris Rosier at URI, 10/7/00
13.	183	Glenn Bodnar at Colgate, 11/10/84
14.	182	Dave Szydluk vs. JMU, 9/28/85
15.	168	Chris Rosier at JMU, 10/28/00
16.	164	Rich Musinski vs. UNH, 9/29/01
17.	162	D.J. McAulay vs. Delaware, 8/30/07
	162	Dave Conklin vs. UConn., 11/14/98
19.	161	Rich Musinski at UMass, 9/1/01
20.	158	Harry Mehre vs. Lehigh, 9/17/88

*NCAA Playoff Game

Scoring Drives Chart



William and Mary 2008 Scoring Drives

Opponent	Obtained	Plays	Yards	TOP	Result	Quarter	Play
N.C. State	Kickoff	8	36	3:07	FG	Third	Pate 43-yard field goal
N.C. State	Kickoff	6	71	2:04	TD	Third	McAulay 30-yard pass from Phillips
N.C. State	Interception	0	0	0:00	TD	Fourth	Cox 45-yard interception return
N.C. State	Punt	11	77	2:54	TD	Fourth	McAulay 25-yard pass from Archer
VMI	Punt	7	80	3:49	TD	First	Grimes 29-yard run
VMI	Fumble	5	61	1:40	TD	First	Varno 21-yard pass from Phillips
VMI	Punt	4	62	1:41	TD	Second	McAulay 28-yard pass from Phillips
VMI	Kickoff	7	55	1:01	FG	Second	Pate 42-yard field goal
VMI	Kickoff	2	65	0:42	TD	Third	Grimes 12-yard run
VMI	Fumble	2	31	0:37	TD	Third	Phillips 19-yard run
VMI	Kickoff	8	72	4:02	TD	Third	Mack 11-yard pass from Phillips
VMI	Downs	12	79	7:17	TD	Fourth	Schonder 11-yard run
Norfolk State	Punt	6	74	1:43	TD	First	Grimes 38-yard run
Norfolk State	Interception	3	28	1:24	TD	First	Grimes 20-yard pass from Phillips
Norfolk State	Missed FG	0	0	0:12	TD	Second	Caldwell 66-yard blocked FG return
Norfolk State	Kickoff	6	71	3:01	TD	Third	McAulay 32-yard pass from Phillips
Norfolk State	Fumble	3	38	1:17	TD	Third	Mack 10-yard pass from Phillips
Norfolk State	Interception	8	92	4:16	TD	Third	McAulay 22-yard pass from Phillips
Villanova	Kickoff	0	0	0:00	TD	Second	Grimes 97-yard kickoff return
Villanova	Punt	3	75	0:41	TD	Third	Mack 44-yard pass from Archer
Villanova	Punt	8	52	3:10	TD	Fourth	Archer 3-yard run
Villanova	Kickoff	6	80	1:55	TD	Fourth	Archer 6-yard run
New Hampshire	Missed FG	12	61	4:04	TD	First	Hill 11-yard pass from Phillips
New Hampshire	Kickoff	14	78	5:54	TD	Third	Hill 14-yard pass from Phillips
New Hampshire	Missed FG	12	73	5:44	TD	Third	Varno 4-yard pass from Phillips
New Hampshire	Kickoff	2	67	0:44	TD	Fourth	Grimes 56-yard run
New Hampshire	Punt	10	65	4:28	FG	Fourth	Pate 32-yard field goal
New Hampshire	Kickoff	11	72	4:12	TD	Fourth	McAulay 17-yard pass from Phillips
Delaware	Punt	11	47	4:48	FG	First	Pate 32-yard field goal
Delaware	Punt	12	93	5:33	TD	Second	Phillips 1-yard run
Delaware	Punt	11	71	2:10	FG	Second	Pate 33-yard field goal
Delaware	Kickoff	4	62	1:46	TD	Fourth	Hill 44-yard pass from Phillips
Delaware	Punt	9	93	4:50	TD	Fourth	Grimes 2-yard run
Rhode Island	Kickoff	7	66	3:43	TD	First	Grimes 12-yard run
Rhode Island	Kickoff	4	65	1:37	TD	Third	McAulay 18-yard pass from Phillips
Rhode Island	Punt	7	54	2:59	TD	Third	Marriner 8-yard run
Rhode Island	Kickoff	12	51	4:47	FG	Third	Pate 37-yard field goal
Rhode Island	Interception	0	0	0:00	TD	Fourth	Caldwell 62-yard interception return
Rhode Island	Punt	9	53	3:49	FG	Fourth	Pate 39-yard field goal
Towson	Kickoff	4	82	1:08	TD	First	McAulay 65-yard pass from Phillips
Towson	Kickoff	10	80	4:06	TD	Third	Hill 19-yard pass from Phillips
Towson	Fumble	3	36	0:58	TD	Third	Varno 17-yard pass from Phillips
Towson	Punt	7	56	2:42	FG	Third	Pate 29-yard field goal
Towson	Interception	6	9	2:04	FG	Third	Pate 39-yard field goal
Towson	Interception	7	49	3:37	TD	Fourth	Grimes 3-yard run
Northeastern	Punt	0	0	0:00	TD	First	Cox 89-yard punt return
Northeastern	Missed FG	6	80	2:45	TD	First	Hobson 3-yard pass from Phillips
Northeastern	Punt	4	85	1:24	TD	Second	Hill 3-yard pass from Phillips
Northeastern	Kickoff	8	76	4:01	TD	Third	Phillips 5-yard run
Northeastern	Punt	12	66	5:43	FG	Third	Pate 35-yard field goal
Northeastern	Interception	0	0	0:00	TD	Fourth	Cox 12-yard interception return
James Madison	Kickoff	6	60	2:17	TD	Second	Grimes 16-yard pass from Phillips
James Madison	Kickoff	9	52	3:57	FG	Second	Pate 43-yard field goal
James Madison	Kickoff	12	60	13:17	TD	Fourth	Hill 14-yard pass from Phillips
James Madison	Kickoff	11	68	3:58	TD	Fourth	Hill 2-yard pass from Archer



The Last Time It Happened

Team

Shut out an opponent 56-0, vs. Liberty, 9/24/05
 Was shut out 0-14, at Delaware, 11/1/97
 Consecutive shutouts at Northeastern (32-0), at New Hampshire (39-0), 1995

Scored 60-69 points 63-16 at VMI, 9/8/07
 Scored 50-59 points **52 vs VMI, 9/13/08**

Consecutive 50+ games at Northeastern (53), vs. Villanova (51), 1993
 Consecutive 40+ games **vs. VMI (52) 9/13/08, vs. Norfolk State (42) 9/20/08**

Passed for 400+ yards 433, vs. Delaware, 8/30/07
 Allowed 400+ passing yards 489, at Western Michigan, 9/5/03

Passed for 300+ yards **338, at Delaware, 10/18/08**
 Allowed 300+ passing yards **305, at New Hampshire, 10/11/08**

Rushed for 400+ yards 433, vs. Villanova, 10/23/99
 Allowed 400+ yards rushing 509, vs. Furman, 9/18/99

Rushed for 300+ yards **398 vs. VMI, 9/13/08**
 Rushed/Passed for 200+ yards at VMI (249 rush, 275 pass), 9/8/07

Had 600+ yds of total offense 630, at Towson, 11/4/06
 Allowed 600+ yards of total off. 638, at Western Michigan, 9/6/03

Had 500-599 yds of total offense **504, at Towson, 11/1/08**
 Allowed 500-599 yards total off. **540, at James Madison, 11/15/08**

Gained less than 100 yards total offense None post 1981
 Held opponent under 100 yards total offense 82, at Bucknell, 9/21/96

Gained less than 50 rush yards 5, at Virginia Tech, 9/22/07
 Held opponent under 50 rush yards 43, at **Towson, 11/1/08**

Gained less than 50 pass yards 30, vs. Boston, 9/19/92
 Held opponent under 50 pass yards **45, at Delaware, 10/18/08**

Intercepted five passes 5, vs. Pennsylvania, 10/14/95
 Had five passes intercepted 5, vs. Boston, 10/14/89

Scored a defensive touchdown **vs. Northeastern (Interception return), 11/8/08**
 Allowed a defensive touchdown at Virginia Tech (Punt return), 9/22/07

Scored a special teams touchdown **vs. Norfolk State (Blocked field goal return), 9/20/08**
 Allowed a special teams touchdown at Richmond (Blocked punt return), 11/16/07

Scored defensive and special teams touchdowns **vs. Northeastern, 11/8/08**

Recorded a safety vs. Villanova, 11/6/04
 Surrendered a safety **vs. Norfolk State, 9/20/08**

Won in overtime (2 OT) 48-41, vs. Liberty, 9/15/07
 Lost in overtime 31-34, at James Madison, 11/16/02
 Tied an opponent 31-31, at Princeton, 9/23/89

Individual

Passed for 400+ yds 433, J. Phillips, vs. Delaware, 8/30/07
 Opponent passed for 400+ yards 450, C. Munson at Western Michigan, 9/6/03

Passed for 300+ yards **338, J. Phillips, at Delaware, 10/18/08**
 Opponent passed for 300+ yards **305, R.J. Toman at New Hampshire, 10/11/08**

Passed for 200+ yards **217, J. Phillips, vs. Northeastern, 11/8/08**
 Opponent passed for 200+ yards **212, R. Landers, at James Madison, 11/15/08**

Passed for 6 touchdowns S. Knight, vs. Maine, 11/6/93
 Opponent passed for 6 touchdowns C. Munson, at Western Michigan, 9/6/03

Passed for 4+ touchdowns **4, J. Phillips, at New Hampshire, 10/11/08**
 Opponent passed for 4+ touchdowns 4, A. Young, at Villanova, 10/6/07

Completed 30+ attempts **30, J. Phillips, at New Hampshire, 10/11/08**
 Opponent completed 30+ attempts 33, S. Schaefer, at Towson, 11/4/06

QB pass/rush for 100 yards D. Corley (247 pass, 107 rush), at Villanova, 11/11/00
 Opponent QB pass/rush for 100 yards **R. Landers (212 pass, 145 rush), at James Madison, 11/15/08**

QB had 2 pass / 2 rush TDs L. Campbell (2 pass, 2 rush), at North Carolina, 9/4/04
 Opponent QB had 2 pass / 2 rush TDs **R.J. Toman (2 pass, 2 rush), at New Hampshire, 10/11/08**

Rushed for 200+ yards 201, A. Porch, at Connecticut, 10/18/97
 Had an opponent rush for 200+ yards 244, O. Cuff, vs. Delaware, 8/30/07

Rushed for 100+ yards **130, J. Grimes, vs. Northeastern, 11/8/08**
 Had an opponent rush for 100+ yards **145, R. Landers; 130, E. Holloman, at James Madison, 11/15/08**

Two players rush for 100 yards T. Keen (158), D. Fitzgerald (140), vs. URI, 10/7/95
 Two opponents rush for 100 yards **R. Landers (145), E. Holloman (130), at James Madison, 11/15/08**

Two players with 100 receiving yds **E. Mack (119), C. Hill (105), at Delaware, 10/18/08**
 Two opponents with 100 receiving yards D. Boler (155) and J. Long (108), at UD, 10/23/04

Had 200+ yards receiving 201, E. Mack, at Richmond, 11/16/07
 Opponent had 200+ yards receiving 206, C. Adams, vs. Hofstra, 10/6/01

Had 100+ yards receiving **E. Mack (119), C. Hill (105), at Delaware, 10/18/08**
 Opponent had 100+ yards receiving **103, M. Turner, at James Madison, 11/15/08**

Had 300+ all-purpose yards **324, J. Grimes, vs. Villanova, 10/4/08**

Had 30+ carries 30, E. Brooks, vs. Villanova, 10/28/06
 Opponent had 30+ carries 34, M. Lawrence, vs. UMass, 10/27/07

Rushed for 4 touchdowns 4, E. Brooks, vs. New Hampshire, 10/8/05
 Opponent rushed for 4 touchdowns 6, O. Cuff, vs. Delaware, 8/30/07

Rushed for 3 touchdowns 3, D. Holmes, at VMI, 9/8/07
 Opponent rushed for 3 touchdowns 3, G. Yancey, vs. James Madison, 11/10/07

Had 10+ receptions 10, E. Mack, at Richmond, 11/16/07
 Opponent had 10+ receptions 11, D. Arnold, at Towson, 11/4/06

Had 3+ touchdown receptions 4, D. Thompson, at Delaware, 10/23/04
 Opponent had 3+ touchdown receptions 3, T. Hinshaw, at Central Florida, 9/23/00

Had TD Rushing/TD Receiving **J. Grimes (1 rush, 1 receiving), vs. Norfolk State, 9/20/08**
 Opponent had TD Rushing/TD Receiving **A. Broomfield (1 rush, 1 receiving), vs. Northeastern, 11/8/08**

Returned a kickoff for TD **J. Grimes, 97 yards, vs. Villanova, 10/4/08**
 Had a kickoff returned for TD J. Mathis, 93 yards, vs. Hampton, 11/27/04

Returned a punt for TD **D. Cox, 89 yards, vs. Northeastern, 11/8/08**
 Had a punt returned for TD E. Royal, 60 yards, at Virginia Tech, 9/22/07

Returned a blocked punt for TD S. McDermott, 12 yards, at Rhode Island, 9/7/96
 Had a blocked punt returned for TD P. Weldon, 5 yards, at Richmond, 11/16/07

Returned a blocked field goal for TD **D. Caldwell, 66 yards, vs. Norfolk State, 9/20/08**

Blocked a field goal **M. Alvarado, 38-yard attempt vs. Villanova, 10/4/08**
 Had a field goal blocked **B. Pate, 32-yard attempt, vs. Villanova, 10/4/08**

Blocked a punt **S. Alexander, vs. Villanova, 10/4/08**
 Had a punt blocked **D. Miller, vs. Villanova, at Towson, 11/1/08**

Returned a fumble for TD M. Pigram, 42 yards, vs. UMass, 10/27/07
 Had a fumble returned for TD J. Couch, 70 yards, vs. Marshall, 9/1/05

Had 2+ interceptions 2, B. Cottingham, at Richmond, 11/16/07
 Opponent had 2+ interceptions 2, P. Sturdivant, at Virginia Tech, 9/22/07

Returned an INT for TD **D. Cox (12 yards), vs. Northeastern, 11/8/08**
 Had an INT returned for TD B. Flowers, 49 yards, at Virginia Tech, 9/22/07

Made 4 Field Goals B. Sterba, vs. Northeastern, 10/28/01
 Opponent made 4 Field Goals M. Husted, at Virginia, 10/24/92

Made 3 Field Goals B. Pritchard, at Towson, 11/4/06
 Opponent made 3 Field Goals J. Dunlevy, at Virginia Tech, 9/22/07

Kicked a 50+ yard Field Goal 50, G. Kuehn, at Rhode Island, 9/17/05
 Opponent kicked a 50+ yard Field Goal 51, C. McCormack, vs. New Hampshire, 10/15/03

2-point run L. Campbell, vs. James Madison, 12/10/04
 Opponent 2-point run C. Cross, vs. Villanova, 11/27/01

2-point reception J. Nicholas, vs. Northeastern, 10/2/04
 Opponent 2-point reception R. Jennings, vs. Liberty, 9/15/07

Single-Game Records



Individual Records

Scoring

Most Points

36, Bill Palese vs. Bridgewater, 1931

Most Touchdowns

6, Bill Palese vs. Bridgewater, 1931

Most PATs

9, B. Pate at VMI, 2007

8, Greg Kuehn vs. Liberty, 2005

8, Greg Kuehn vs. VMI, 2002

8, Terry Regan vs. Davidson, 1972

Most Field Goals

4, Chris Dawson vs. Lehigh, 1992

4, Brian Shallcross vs. VU, 1995

4, Brett Sterba vs. Northeastern, 2000

Total Offense

Most Yards

462, Jake Phillips vs. Delaware, 2007

454, David Corley vs. Northeastern, 2000

Rushing

Rush Attempts

37, Wes Meeteer vs. Davidson, 1969

37, Troy Keen vs. Northeastern, 1994

37, Derek Fitzgerald vs. Penn, 1995

Rushing Yards

257, Phil Mosser vs. Ohio Wesl., 1970

Passing

Pass Attempts

53, Lang Campbell vs. UD, 2004

52, Mike Cook vs. UNH, 1998

Completions

35, Dave Murphy vs. Rutgers, 1983

Passing Yards

433, Jake Phillips vs. Delaware, 2007

426, David Corley vs. Northeastern, 2000

Touchdown Passes

6, Shawn Knight vs. Maine, 1993

Receiving

Receptions

13, Rich Musinski vs. URI, 2003

13, Glen Bodnar vs. Colgate, 1984

Receiving Yards

244, Dominique Thompson at UD, 2004

240, Dave Conklin vs. VMI, 1997

TD Receptions

4, Dominique Thompson at UD, 2004

4, Vito Ragazzo vs. WFU, 1949

4, Corey Ludwig vs. Maine, 1993

Sacks

3.5, Luke Cullinane vs. VU, 1996

Interceptions

4, Jack Bruce vs. Richmond, 1947

Individual Long Plays

Rush from scrimmage

95 yds, John Truehart vs. Elon, 1934

Pass Completion

87 yds, Lang Campbell to Dominique Thompson at Delaware, 2004

87 yds, Dan Henning to Tom Scott vs. Navy, 1961

Punt

77 yds, Russell Brown, 1972

77 yds, Joe Agee, 1975

77 yds, Jack Freeman, 1942

Punt Return

101 yds, Dale Worrall vs. Bridgewater, 1932

Kickoff Return

100 yds, Dick Pawlewicz vs. UVA, 1974

Run With Fumble

91 yds, Meb Davis vs. Columbia, 1926

Run with Interception

93 yds, Marvin Graham vs. Virginia Tech, 1946

Field Goal

53 yds, Steve Christie vs. ETSU, 1987

53 yds, Steve Christie vs. UVA, 1988

53 yds, Brett Sterba vs. Delaware, 2000

Team Records

Most Points Scored

95, vs. Bridgewater, 1931

Most Points Allowed

93, by Delaware, 1915

Most Yards Gained

681, vs. Richmond, 1991

Most Plays

100, vs. Virginia Tech, 1971

Rushing Yards

453, vs. Ohio Wesleyan, 1970

433, vs. Villanova, 1993

419, vs. Delaware, 1973

417, vs. Richmond, 1974

413, vs. VMI, 1993

Pass Attempts

55, vs. Virginia Tech, 1971

Pass Completions

35, vs. Rutgers, 1983

Passing Yards

498, vs. VMI, 1997

433, vs. Delaware, 2007

426, vs. Northeastern, 2000

414, vs. Miami (Ohio), 1982

412, vs. JMU, 1985

403, vs. East Carolina, 1981

First Downs

36, vs. VMI, 1991

36, vs. VMI, 1993

35, vs. Liberty, 2005

Most Interceptions

6, vs. Wake Forest, 1947

Best Defense Against the Run

-39 yds, vs. Colgate, 1988

-39 yds, vs. Villanova, 1996

-11 yds, Quantico, 1967

-6 yds, vs. Liberty, 2005

-6 yds, vs. Villanova, 1993

Best Defense Against the Pass

9 yds, vs. UMass, 1995

9 yds, vs. East Carolina, 1980

9 yds, vs. Appalachian State, 1976

10 yds, vs. Furman, 1999

11 yds, vs. VMI, 1993

Active players in bold.



Offensive Individual Career Game Highs

Quarterbacks

Jake Phillips, Sr.

Passing

Att. 43 ... (2) last at Richmond, 2007
 Cmp. 30 ... at New Hampshire, 2008
 Cmp. % 90.0 ... at Northeastern, 2005
 Yards 433 ... vs. Delaware, 2007
 Long 73 ... at Villanova, 2007
 TDs 4 ... (3) last at New Hampshire, 2008
 INTs 3 ... at Virginia Tech, 2007
 Sacked 7 ... at Richmond, 2007

Rushing

Att. 15 ... vs. James Madison, 2005
 Yards 57 ... vs. James Madison, 2005
 TDs 2 ... (2) last vs. Delaware, 2005
 Long 30 ... at Richmond, 2007

R. J. Archer, Jr.

Passing

Att. 37 ... vs. Villanova, 2008
 Cmp. 21 ... vs. Villanova, 2008
 Cmp. % 56.8 ... vs. Villanova, 2008
 Yards 307 ... vs. Villanova, 2008
 Long 51 ... vs. Villanova, 2008
 TDs 1 ... (2) last vs. Villanova, 2008
 INTs 1 ... vs. Villanova, 2008
 Sacked 1 ... vs. Villanova, 2008

Rushing

Att. 8 ... (2) last vs. Villanova, 2008
 Yards 43 ... vs. VMI, 2008
 TDs 2 ... vs. Villanova, 2008
 Long 27 ... vs. VMI, 2008

Completion % - (Minimum 10 attempts)

Running Backs

DeBrian Holmes, Sr.

Rushing

Att. 23 ... vs. Liberty, 2007
 Yards 96 ... vs. Liberty, 2007
 TDs 3 ... at VMI, 2007
 Long 27 ... vs. New Hampshire, 2005

Receiving

Rec. 7 ... vs. Delaware, 2005
 Yards 52 ... vs. Delaware, 2005
 TDs 1 ... at VMI, 2005
 Long 24 ... at Towson, 2006

Courtland Marriner, So.

Rushing

Att. 21 ... vs. UMass, 2007
 Yards 107 ... at VMI, 2007
 TDs 1 ... (2) last vs. Rhode Island, 2008
 Long 25 ... (2) last at Richmond, 2007

Receiving

Rec. 2 ... (3) last vs. JMU, 2007
 Yards 19 ... at Hofstra, 2007
 TD 1 ... (2) last vs. JMU, 2007
 Long 23 ... vs. JMU, 2007

Thomas Schonder, So.

Rushing

Att. 9 ... at Virginia Tech, 2007
 Yards 54 ... vs. VMI, 2008
 TDs 1 ... (2) last vs. VMI, 2008
 Long 33 ... vs. VMI, 2008

Receiving

Rec. 1 ... (2) last vs. Towson, 2007
 Yards 12 ... vs. Towson, 2007
 TDs 0
 Long 12 ... vs. Towson, 2007

Terrence Riggins, So.

Rushing

Att. 15 ... vs. VMI, 2008
 Yards 180 ... vs. VMI, 2008
 TDs 1 ... (2) last vs. JMU, 2007
 Long 53 ... vs. VMI, 2008

Receiving

Rec. 2 ... vs. JMU, 2007
 Yards 15 ... at Delaware, 2008
 TDs 0
 Long 15 ... at Delaware, 2008

Jonathan Grimes, Fr.

Rushing

Att. 23 ... at New Hampshire, 2008
 Yards 144 ... at New Hampshire, 2008
 TDs 2 ... vs. VMI, 2008
 Long 67 ... vs. Northeastern, 2008

Receiving

Rec. 8 ... at New Hampshire, 2008
 Yards 105 ... vs. Villanova, 2008
 TDs 1 ... (2) last at JMU, 2008
 Long 51 ... vs. Villanova, 2008

Ryan Woolfolk, RFr.

Rushing

Att. 1 ... at N.C. State, 2008
 Yards 2 ... at N.C. State, 2008
 TDs 0
 Long 2 ... at N.C. State, 2008

Receiving

Rec. 1 ... at N.C. State, 2008
 Yards 3 ... at N.C. State, 2008
 TDs 0
 Long 3 ... at N.C. State, 2008

Jimmy Hobson, So. (FB)

Rushing

Att. 2 ... at VMI, 2007
 Yards 8 ... at VMI, 2007
 TDs 0
 Long 4 ... at VMI, 2007

Receiving

Rec. 1 ... (2) last vs. Northeastern, 2008
 Yards 3 ... vs. Northeastern, 2008
 TDs 1 ... vs. Northeastern, 2008
 Long 3 ... vs. Northeastern, 2008

Wide Receivers/Tight Ends

Elliott Mack, Sr. (WR)

Receiving

Rec. 10 ... at Richmond, 2007
 Yards 201 ... at Richmond, 2007
 TDs 1 ... (14) last vs. Villanova, 2008
 Long 73 ... at Villanova, 2007

Rushing

Att. 3 ... vs. Villanova, 2006
 Yards 29 ... vs. Towson, 2005
 TDs 1 ... at Richmond, 2007
 Long 20 ... vs. Towson, 2005

Cameron Dohse, So. (WR)

Receiving

Rec. 7 ... at Maine, 2007
 Yards 123 ... at Maine, 2007
 TDs 2 ... at Maine, 2007
 Long 43 ... at Villanova, 2007

Terreon Conyers, So. (WR)

Receiving

Rec. 3 ... at Towson, 2008
 Yards 31 ... vs. Northeastern, 2008
 TDs 0
 Long 21 ... vs. Northeastern, 2008

D.J. McAulay, Jr. (WR)

Receiving

Rec. 7 ... vs. Delaware, 2007
 Yards 162 ... vs. Delaware, 2007
 TDs 2 ... twice, last vs. Norfolk State, 2008
 Long 65 ... at Towson, 2008

Rushing

Att. 1 ... (7) last vs. VMI, 2008
 Yards 17 ... vs. Richmond, 2006
 TDs 0
 Long 15 ... vs. Richmond, 2006

Chase Hill, So. (WR)

Receiving

Rec. 7 ... at Delaware, 2008
 Yards 105 ... at Delaware, 2008
 TDs 2 ... (2) last at JMU, 2008
 Long 44 ... at Delaware, 2008

Eric Robertson, Jr. (WR)

Receiving

Rec. 5 ... at Villanova, 2007
 Yards 56 ... at Villanova, 2007
 TDs 0
 Long 21 ... vs. UMass, 2007

Rob Varno, Jr. (TE)

Receiving

Rec. 6 ... vs. Villanova, 2008
 Yards 67 ... at Towson, 2008
 TDs 1 ... (3) last at Towson, 2008
 Long 32 ... at VMI, 2007

Alex Gottlieb, Fr. (TE)

Receiving

Rec. 2 ... at JMU, 2008
 Yards 30 ... vs. Rhode Island, 2008
 TDs 0
 Long 30 ... vs. Rhode Island, 2008

Defensive Individual Career Game Highs



Defensive Line

Adrian Tracy, Jr. (DE)

TT 13at New Hampshire, 2008
 UT 10at New Hampshire, 2008
 AT 7vs. Richmond, 2006
 Sacks 3.0at Towson, 2006
 TFL 4.0(2) last vs. Norfolk St., 2008
 FF 1(3) last at Richmond, 2007
 FR 0
 INT 1vs. UMass, 2007
 PBU 1(4) last at N.C. State, 2008

C.J. Herbert, Jr. (DE)

TT 9at Hofstra, 2007
 UT 3(2) last at N. Hampshire, 2008
 AT 8at Hofstra, 2007
 Sacks 1.0(3) last at Delaware, 2008
 TFL 1.5at N.C. State, 2008
 FF 1vs. Norfolk St., 2008
 FR 0
 INT 0
 PBU 2vs. Towson, 2007

Sean Lissemore, Jr. (DT)

TT 10at JMU, 2008
 UT 5at New Hampshire, 2008
 AT 5(4) last at Hofstra, 2007
 Sacks 1.0(2) last vs. Delaware, 2007
 TFL 2.0at Towson, 2008
 FF 0
 FR 0
 INT 1vs. Towson, 2007
 PBU 0

Derek Toon, So. (DT)

TT 4at Maine, 2007
 UT 2at Maine, 2007
 AT 3vs. Delaware, 2007
 Sacks 0.5at VMI, 2007
 TFL 1.0at Maine, 2007
 FF 0
 FR 0
 INT 0
 PBU 0

Michael Stover, So. (DT)

TT 5at Richmond, 2007
 UT 3vs. VMI, 2008
 AT 5at Richmond, 2007
 Sacks 1at Delaware, 2008
 TFL 1.5at Towson, 2008
 FF 0
 FR 0
 INT 0
 PBU 1vs. Norfolk St., 2008

Kyle O'Brien, So. (DT)

TT 6vs. Norfolk St., 2008
 UT 3at N.C. State, 2008
 AT 2(2) last at JMU, 2008
 Sacks 0
 TFL 0
 FF 0
 FR 0
 INT 0
 PBU 0

Harold Robertson, RFr. (DT)

TT 5at New Hampshire, 2008
 UT 3at Delaware, 2008
 AT 3(2) last at N. Hampshire, 2008
 Sacks 0
 TFL 0
 FF 0

FR 0
 INT 0
 PBU 1vs. Northeastern, 2008

Marcus Hyde, RFr. (DE)

TT 3vs. VMI, 2008
 UT 2(3) last at Delaware, 2008
 AT 1(3) last at N. Hampshire, 2008
 Sacks 1(2) last at Delaware, 2008
 TFL 1(2) last at Delaware, 2008
 FF 0
 FR 0
 INT 0
 PBU 0

Ravi Pradhanang, RFr. (DE)

TT 6at JMU, 2008
 UT 5at JMU, 2008
 AT 3at New Hampshire, 2008
 Sacks 0.5vs. Rhode Island, 2008
 TFL 1.0(2) last vs. Northeastern, 2008
 FF 0
 FR 0
 INT 0
 PBU 1at Delaware, 2008

Daniel Pulley, Jr. (DT)

TT 3vs. VMI, 2008
 UT 1vs. VMI, 2008
 AT 2vs. VMI, 2008
 Sacks 1.0vs. VMI, 2008
 TFL 1.0vs. VMI, 2008
 FF 0
 FR 0
 INT 0
 PBU 0

James Pagliaro, RFr. (DT)

TT 1(2) last vs. Norfolk St., 2008
 UT 1vs. Norfolk St., 2008
 AT 1vs. VMI, 2008
 Sacks 0
 TFL 0
 FF 0
 FR 0
 INT 0
 PBU 0

Linebackers

Josh Rutter, Sr.

TT 16at Marshall, 2005
 UT 12vs. Villanova, 2008
 AT 12at Marshall, 2005
 Sacks 1.0(2) last vs. Villanova, 2008
 TFL 3at Delaware, 2008
 FF 1(2) last vs. VMI, 2008
 FR 2at VMI, 2007
 INT 1(2) last at Delaware, 2008
 PBU 1(7) last at N. Hampshire, 2008

Michael Pigram, Sr.

TT 16at JMU, 2008
 UT 10(2) last vs. UMass, 2007
 AT 12at JMU, 2008
 Sacks 1.0vs. UMass, 2007
 TFL 1.0(10) last at Towson, 2008
 FF 2vs. Villanova, 2006
 FR 1(3), last at Towson, 2008
 INT 1vs. UMass, 2007
 PBU 2vs. Rhode Island, 2008

Todd Reyher, Sr.

TT 5vs. VMI, 2008
 UT 3(2) last at Delaware, 2008
 AT 2vs. VMI, 2008
 Sacks 0
 TFL 0.5(2) last at Villanova, 2007
 FF 0
 FR 0
 INT 0
 PBU 2vs. Liberty, 2005

Jake Trantin, RFr.

TT 13(2) last vs. Northeastern, 2008
 UT 12vs. Northeastern, 2008
 AT 6at JMU, 2008
 Sacks 0.5vs. VMI, 2008
 TFL 1.5(2) vs. Villanova, 2008
 FF 1(2) last vs. Rhode Island, 2008
 FR 0
 INT 1vs. Rhode Island, 2008
 PBU 1(2) vs. VMI, 2008

Evan Francks, So.

TT 10(2) last at N. Hampshire, 2008
 UT 8at New Hampshire, 2008
 AT 8at Hofstra, 2007
 Sacks 1.0at VMI, 2007
 TFL 1.0(3) last at Delaware, 2008
 FF 0
 FR 1vs. VMI, 2008
 INT 1vs. Rhode Island, 2008
 PBU 1(2) last vs. Northeastern, 2008

Wes Steinman, So.

TT 5at VMI, 2007
 UT 2(3) last vs. UMass, 2007
 AT 3(4) last at N.C. State, 2008
 Sacks 1.0at VMI, 2007
 TFL 1.0(2) last at Villanova, 2007
 FF 0
 FR 0
 INT 0
 PBU 0

Defensive Backs

Derek Cox, Sr. (CB)

TT 14at Liberty, 2006
 UT 9at Liberty, 2006
 AT 5at Liberty, 2006
 Sacks 0
 TFL 2.0vs. VMI, 2008
 FF 1vs. Towson, 2005
 FR 1(2) last vs. Maine, 2006
 INT 2vs. Towson, 2007
 PBU 3(2) last vs. Towson, 2007

David Caldwell, Jr. (SS)

TT 15at VMI, 2007
 UT 10vs. Towson, 2007
 AT 10at Hofstra, 2007
 Sacks 1.0at N.C. State, 2008
 TFL 1.5(2) last at Towson, 2008
 FF 1(2) vs. VMI, 2008
 FR 0
 INT 1(3) last vs. Rhode Island, 2008
 PBU 1(4) last at N.C. State, 2008

Robert Livingston, Jr. (FS)

TT 10vs. Delaware, 2007
 UT 6(3) last at Hofstra, 2007
 AT 7at Richmond, 2007
 Sacks 0
 TFL 0.5(2) last at Richmond, 2007
 FF 0

FR 0
 INT 1vs. Norfolk St., 2008
 PBU 4vs. Towson, 2007

David Houff, Sr. (DB)

TT 6(2) last vs. Towson, 2007
 UT 6at Towson, 2006
 AT 4at Liberty, 2006
 Sacks 0
 TFL 0
 FF 0
 FR 0
 INT 1(3) last vs. Norfolk St., 2008
 PBU 1at Towson, 2006

Michael Alvarado, So. (S)

TT 11at JMU, 2008
 UT 5vs. Northeastern, 2008
 AT 8at JMU, 2008
 Sacks 0
 TFL 1.0(2) last at N.C. State, 2008
 FF 0
 FR 0
 INT 1(2) last at Towson, 2008
 PBU 1(3) last vs. Northeastern, 2008

Terrell Wells, So. (CB)

TT 4at Virginia Tech, 2007
 UT 3vs. Towson, 2007
 AT 3at Virginia Tech, 2007
 Sacks 0
 TFL 1vs. Norfolk St., 2008
 FF 0
 FR 1vs. Delaware, 2007
 INT 0
 PBU 1at N.C. State, 2008

Sheldon Alexander, Jr.

TT 7vs. JMU, 2007
 UT 4vs. JMU, 2007
 AT 3vs. JMU, 2007
 Sacks 0
 TFL 0
 FF 0
 FR 0
 INT 0
 PBU 0

Fred Johnson, Jr. (CB)

TT 10at New Hampshire, 2008
 UT 7at New Hampshire, 2008
 AT 3at New Hampshire, 2008
 Sacks 0
 TFL 0
 FF 0
 FR 0
 INT 1at New Hampshire, 2008
 PBU 3vs. Norfolk St., 2008

Ben Cottingham, So. (CB)

TT 7(2) last vs. Rhode Island, 2008
 UT 6vs. Rhode Island, 2008
 AT 3at JMU, 2008
 Sacks 0
 TFL 0
 FF 0
 FR 1vs. Norfolk St., 2008
 INT 1vs. Norfolk St., 2008
 PBU 0



Career Statistics

Quarterbacks

#11, Jake Phillips' Career Stats

Year	G/S	Eff.	At-Co-In	Pct.	Yds	TD	Lg	Av/G	Rush	Yds	Avg.	TD	Lg	Av/G
2005	10/6	145.8	192-123-7	64.1	1564	12	47	156.4	71	183	2.6	8	17	18.3
2006	7/5	102.6	141-70-3	49.6	763	5	46	109.0	51	67	1.3	1	13	9.6
2007	11/11	141.1	336-190-7	56.5	2801	19	73	254.6	99	192	1.9	5	30	17.5
2008	9/9	146.96	261-165-11	63.2	2039	21	65	226.6	59	180	3.1	3	21	20.0
Totals	37/31	137.86	930-548-28	58.9	7167	57	73	193.7	280	622	2.2	17	30	16.8

#16, R.J. Archer's Career Stats

Year	G/S	Eff.	At-Co-In	Pct.	Yds	TD	Lg	Av/G	Rush	Yds	Avg.	TD	Lg	Av/G
2008	9/1	129.07	53-28-1	52.8	387	3	51	43.0	23	90	3.9	2	27	10.0

Running Backs

#8, DeBrian Holmes' Career Stats

Year	G/S	Att	Yds	Avg.	TD	Lg	Av/G	Rec	Yds	Avg.	TD	Lg	Av/G
2005	11/0	56	304	5.4	1	27	27.6	16	121	7.6	1	19	11.0
2006	11/0	44	225	5.1	1	25	20.5	18	110	6.1	0	24	10.0
2007	3/3	49	191	3.9	5	20	63.7	4	40	10.0	0	18	13.3
2008	8/0	17	59	3.5	0	14	7.4	3	24	8.0	0	9	3.0
Totals	33/3	166	779	4.7	7	27	23.6	41	295	7.2	1	24	8.9

#25, Courtland Marriner's Career Stats

Year	G/S	Att	Yds	Avg.	TD	Lg	Av/G	Rec	Yds	Avg.	TD	Lg	Av/G
2007	9/7	115	518	4.5	1	25	57.6	10	22	2.2	2	23	2.4
2008	8/0	29	141	4.9	1	19	17.6	4	34	8.5	0	14	4.2
Totals	17/7	144	659	4.6	2	25	38.8	14	56	4.0	2	23	3.3

#33, Thomas Schonder's Career Stats

Year	G/S	Att	Yds	Avg.	TD	Lg	Av/G	Rec	Yds	Avg.	TD	Lg	Av/G
2007	10/0	35	143	4.1	1	29	14.3	2	16	8	0	12	1.6
2008	5/0	7	54	7.7	1	33	10.8	0	0	0	0	0	0.0
Totals	15/0	42	197	4.7	2	33	13.1	2	16	8	0	12	1.1

#23, Terrence Riggins' Career Stats

Year	G/S	Att	Yds	Avg.	TD	Lg	Av/G	Rec	Yds	Avg.	TD	Lg	Av/G
2007	3/0	19	61	3.2	2	21	20.3	2	8	4	0	5	2.7
2008	8/3	39	324	8.3	0	53	40.2	3	32	10.7	0	15	4.0
Totals	11/3	58	383	6.6	2	53	34.8	5	40	8.0	0	15	3.6

#43, Jimmy Hobson's Career Stats

Year	G/S	Att	Yds	Avg.	TD	Lg	Av/G	Rec	Yds	Avg.	TD	Lg	Av/G
2007	10/0	2	8	4.0	0	4	0.8	0	0	0.0	0	0	0.0
2008	10/1	0	0	0.0	0	0	0.0	2	4	2.0	1	3	0.4
Totals	20/1	2	8	4.0	0	4	0.4	2	4	2.0	1	3	0.2

#34, Jonathan Grimes' Career Stats

Year	G/S	Att	Yds	Avg.	TD	Lg	Av/G	Rec	Yds	Avg.	TD	Lg	Av/G
2008	10/7	145	877	6.0	7	67	87.7	37	302	8.2	2	51	30.3

#28, Ryan Woolfolk Career Stats

Year	G/S	Att	Yds	Avg.	TD	Lg	Av/G	Rec	Yds	Avg.	TD	Lg	Av/G
2008	7/0	1	2	2.0	0	2	0.3	1	3	3.0	0	3	0.4

Wide Receivers/Tight Ends

#2, Elliott Mack's Career Stats

Year	G/S	Rec	Yds	Avg.	TD	Lg	Av/G	Rush	Yds	Avg.	TD	Lg	Av/G
2005	10/1	21	371	17.7	4	47	37.1	2	21	10.5	0	29	2.1
2006	10/3	20	225	11.2	2	32	22.5	7	61	8.7	0	27	6.1
2007	11/9	46	849	18.5	5	73	77.2	6	34	2.3	1	19	1.3
2008	7/7	25	404	16.2	3	44	57.5	1	11	11.0	0	11	1.8
Totals	38/20	112	1849	16.5	14	73	48.7	16	128	8.0	1	29	3.4

#4, D.J. McAulay's Career Stats

Year	G/S	Rec	Yds	Avg.	TD	Lg	Av/G	Rush	Yds	Avg.	TD	Lg	Av/G
2005	9/0	2	49	24.5	0	39	5.4	1	-4	-4.0	0	0	-0.4
2006	8/3	21	307	14.6	2	49	38.4	4	39	9.8	0	27	6.1
2007	1/1	7	162	23.1	1	40	162.0	1	6	6.0	0	6	6.0
2008	10/10	37	701	18.9	8	65	70.1	1	5	5.0	0	5	0.5
Totals	28/14	67	1219	18.2	11	65	43.5	7	46	6.6	0	27	1.6

#89, Eric Robertson's Career Stats

Year	G/S	Rec	Yds	Avg.	TD	Lg	Av/G	Rush	Yds	Avg.	TD	Lg	Av/G
2006	4/0	0	0	0.0	0	0	0.0	0	0	0.0	0	0	0.0
2007	9/0	7	90	12.9	0	21	10.0	0	0	0.0	0	0	0.0
Totals	13/0	7	90	12.9	0	21	6.9	0	0	0.0	0	0	0.0

#81, Cameron Dohse's Career Stats

Year	G/S	Rec	Yds	Avg.	TD	Lg	Av/G	Rush	Yds	Avg.	TD	Lg	Av/G
2007	11/9	31	557	18.0	5	43	50.6	0	0	0.0	0	0	0.0
2008	7/1	2	18	9.0	0	10	2.6	0	0	0.0	0	0	0.0
Totals	18/10	33	575	17.4	5	53	31.9	0	0	0.0	0	0	0.0

#88, Terreon Conyers' Career Stats

Year	G/S	Rec	Yds	Avg.	TD	Lg	Av/G	Rush	Yds	Avg.	TD	Lg	Av/G
2007	2/0	1	7	7.0	0	7	3.5	0	0	0.0	0	0	0.0
2008	10/3	10	119	11.9	0	21	11.9	0	0	0.0	0	0	0.0
Totals	12/3	11	126	11.5	0	21	10.5	0	0	0.0	0	0	0.0

#15, Chase Hill's Career Stats

Year	G/S	Rec	Yds	Avg.	TD	Lg	Av/G	Rush	Yds	Avg.	TD	Lg	Av/G
2008	9/9	34	371	10.9	7	44	41.2	0	0	0.0	0	0	0.0

#98, Rob Varno's Career Stats

Year	G/S	Rec	Yds	Avg.	TD	Lg	Av/G
2006	11/0	0	0	0.0	0	0	0.0
2007	11/0	11	115	10.5	0	32	10.5
2008	10/10	30	330	11.0	3	26	33.0
Totals	32/10	41	445	10.9	3	32	13.9

#86, Alex Gottlieb's Career Stats

Year	G/S	Rec	Yds	Avg.	TD	Lg	Av/G
2008	8/1	5	84	16.8	0	30	10.5



GAME	William & Mary 24 N.C. State 34
1	Sept. 6, 2008 <i>Carter-Finley Stadium • Raleigh, N.C.</i>

RALEIGH, N.C. (9/6/08) -- William and Mary outscored North Carolina State, 24-20, in the second half but fell to the Wolfpack in its season opener, 34-24.

Junior wide receiver D.J. McAulay led the Tribe with a pair of touchdown grabs and finished the evening with a game-high six catches for 99 yards, while senior all-conference cornerback Derek Cox also provided a score with a 45-yard interception return for a touchdown.

As a unit, the Tribe defense limited N.C. State to just 67 yards on the ground and held the Wolfpack to just 11 first downs.

A interception by senior safety David Houff on the games initial series put the Tribe inside NCSU's 20 yard line, but W&M was unable to put any points up when freshman running back Jonathan Grimes lost a fumble.

Although the College trailed 14-0 at the half, W&M outgained NCSU in total yards, 103-79, and controlled the time of possession by more than three minutes. Additionally, the Tribe defense surrendered just three first downs, all of which occurred on the Wolfpack's final possession of the half.

The Tribe put up its first points of the game on the initial series of the second half when junior Brian Pate connected on a 43-yard field goal. Senior quarterback Jake Phillips completed 3-of-4 passes on the drive and had a pair of rushes for 14 yards to help set up the score.

Following a NCSU touchdown, W&M answered with a six-play, 77-yard drive that culminated in a 30-yard touchdown strike from Jake Phillips to McAulay.

While NCSU extended its lead to 34-10, W&M scored a pair of touchdowns late in the fourth quarter as Derek Cox returned an interception 45 yards for a score and backup quarterback R.J. Archer found McAulay open in the end zone during the final minute of play.

	1	2	3	4	Final
William and Mary	0	0	10	14	24
N.C. State	7	7	7	13	34

Scoring Summary

Qtr	Team	Score	Time
1st	NCSU	Brown 3 run (Czajkowski kick)	3:59
2nd	NCSU	Williams 22 pass from Beck (Czajkowski kick)	0:34
3rd	W&M	Pate 43 field goal	11:47
3rd	NCSU	Bryan 1 pass from Beck (Czajkowski kick)	5:18
3rd	W&M	McAulay 30 pass from Phillips (Czajkowski kick)	3:08
4th	NCSU	Czajkowski 39 field goal	14:54
4th	NCSU	Czajkowski 33 field goal	13:29
4th	NCSU	Underwood 10 run (Czajkowski kick)	7:48
4th	W&M	Cox 45 INT return	5:56
4th	W&M	McAulay 25 pass from Archer	0:20

	W&M	NCSU
First Downs	16	11
Rushes - Yards	33-115	30-67
Att-Cmp-Int	37-19-2	36-21-2
Pass Yards	188	258
Total Offense	303	325
Total Plays	70	66
Fumbles - Lost	3-2	1-0
3rd Down Conv.	5-17	2-16
Penalties - Yards	3-15	7-58
Sacks by - Yards	2-19	3-25
Time of Possession	29:56	30:04

Rushing - W&M: Riggins 12-51, Grimes 8-30, Archer 3-26, Phillips 9-6, Woolfolk 1-2. **NCSU:** Brown 17-43 (TD), Underwood 9-29 (TD), Beck 2-6, Team 1-<1>, Evans 1-<10>.

Passing - W&M: Phillips 30-15-2, 139 (TD), Archer 7-4-0, 49 (TD). **NCSU:** Beck 25-17-1 (2TD), Evans 11-4-1.

Receiving - W&M: McAulay 6-99 (2TD), Hill 4-45, Grimes 4-5, Varno 3-31, Riggins 1-5, Woolfolk 1-3. **NCSU:** Spencer 5-82, Bryan 5-41 (TD), Graham 3-78, James 2-9, Brown 2-9, Williams 1-22 (TD), Underwood 1-10, Gentry 1-5, Kushner 1-2).

Defense - W&M: Tracy 8 (7 solo, sack, TFL, PBU), Rutter 8 (5 solo, TFL), Caldwell 7 (4 solo, sack, TFL, PBU), Cox 5 (INT for TD, PBU), Pigram 5 (0.5 TFL), Alvarado 4 (TFL, PBU), Herbert 4 (1.5 TFL), Stover 3 (0.5 TFL), Steinman (0.5 TFL), Houff 2 (INT), Trantin 2 (TFL, PBU).

Attendance: 56,694; **Time:** 3:15; **Weather:** 81, Partly Cloudy

GAME	William & Mary 52 VMI 17
2	Sept. 13, 2008 <i>Zable Stadium • Williamsburg, Va.</i>

WILLIAMSBURG, Va. (9/13/08) -- The Tribe earned its 23rd consecutive victory against Virginia Military Institute with a 52-17 win in its home opener at Zable Stadium.

W&M piled up 570 yards of total offense, including 398 yards on the ground. Additionally, the College's defense limited the Keydets to just 25 yards passing and 13 first downs.

Sophomore running back Terrence Riggins led W&M's ground attack with a career-high 180 yards on 15 carries (12.0 yards per rush), while true freshman running back Jonathan Grimes scored a pair of touchdowns and rushed for 97 yards on five carries (19.4 yards per rush).

Senior quarterback Jake Phillips threw for three touchdowns and finished the contest completing 13 of his 18 passes for a game-high 172 yards. The Warm Springs, Va., native also accounted for a rushing touchdown and totaled 49 yards on the ground on four carries.

Junior tight end Rob Varno, senior wide receiver Elliott Mack and junior wide out D.J. McAulay all hauled in a touchdown receptions for the Tribe.

After turning the ball over on its first two possessions, the Tribe scored the contest's initial points when Grimes earned his first-career touchdown with a 29-yard run late in the first quarter.

Following a VMI turnover, Phillips completed a 21-yard touchdown pass to Varno in the right side of the end zone that put W&M ahead, 14-0, with 13:28 showing in the second quarter.

Both teams added field goals late in the first half.

The Tribe put the game away with a pair of touchdowns in the opening 1:26 of the second half, as Grimes scored on a 12-yard scamper and Phillips recorded a 19-yard touchdown run.

W&M's final two scores came via an 11-yard touchdown pass from Phillips to Mack and an 11-yard touchdown run by sophomore running back Tom Schonder late in the fourth quarter.

	1	2	3	4	Final
VMI	0	3	14	0	17
William and Mary	7	17	21	7	52

Scoring Summary

Qtr	Team	Score	Time
1st	W&M	Grimes 29 run (Pate kick)	1:51
2nd	W&M	Varno 21 pass from Phillips (Pate Kick)	13:28
2nd	W&M	McAulay 28 pass from Phillips (Pate Kick)	7:27
2nd	VMI	Stevens 38 field goal	1:01
2nd	W&M	Pate 42 field goal	0:01
3rd	W&M	Grimes 12 run (Pate kick)	14:18
3rd	W&M	Phillips 19 run (Pate kick)	13:34
3rd	VMI	Maypray 64 run (Stevens kick)	11:10
3rd	VMI	Hughes 6 run (Stevens kick)	7:31
3rd	W&M	Mack 11 pass from Phillips (Pate kick)	3:29
4th	W&M	Schonder 11 run (Pate kick)	2:04

	VMI	W&M
First Downs	13	30
Rushes - Yards	57-262	41-398
Att-Cmp-Int	6-3-0	20-13-2
Pass Yards	25	172
Total Offense	287	570
Total Plays	63	61
Fumbles - Lost	3-2	2-2
3rd Down Conv.	7-16	5-7
Penalties - Yards	9-74	8-80
Sacks by - Yards	1-5	2-17
Time of Possession	33:10	26:50

Rushing - W&M: Riggins 15-180, Grimes 5-97 (2TD), Schonder 7-54 (TD), Phillips 4-49 (TD), Archer 8-43, McAulay 1-5. **VMI:** Maypray 26-157 (TD), Abegesah 11-52, Itoka 6-37, Collins 3-25, Hughes 6-19 (TD), Jones 2-6, Rainey-Wiles 1-3.

Passing - W&M: Phillips 18-13-2, 172 (3TD), Archer 2-0-0, 0. **VMI:** Maypray 2-2-0, Hughes 4-1-0.

Receiving - W&M: Varno 4-60 (TD), Mack 4-42 (TD), McAulay 2-43 (TD), Grimes 2-15, Conyers 1-12. **VMI:** Maypray 1-12, Abegesah 1-8, Rainey-Wiles 1-5.

Defense - W&M: Caldwell 10 (TFL, FF, FR), Cox 6 (5 solo, 2.0 TFL), Rutter 6 (FF, PBU), Trantin 4 (1.5 TFL, 0.5 sack, PBU), Tracy 4 (0.5 sack), Pulley 3 (sack), Franks 2 (FR).

Attendance: 10,624; **Time:** 2:43; **Weather:** 91, Clear



2008 Results

GAME	William & Mary 42 Norfolk State 12
3	Sept. 20, 2008 Zable Stadium • Williamsburg, Va.

WILLIAMSBURG, Va. (9/20/08) -- Senior all-conference quarterback Jake Phillips threw four touchdown passes and the William and Mary defensive unit forced five turnovers to power the Tribe to a 42-12 victory against Norfolk State on Sept. 20 in front of 10,152 fans at Zable Stadium.

True freshman running back Jonathan Grimes scored a pair of touchdowns for the second consecutive week, rushing for one and collecting a reception for the other score.

Junior wide out D.J. McAulay hauled in two touchdown receptions and finished the contest with three catches for a game-high 80 yards. Senior returning all-conference wide receiver Elliott Mack also had a touchdown reception and registered four catches for 63 yards.

In addition to causing five turnovers, the College's defensive unit limited the Spartans to just 219 total yards (3.1 yards per play), including just 97 through the air. Additionally, W&M held NSU to just 11 first downs and allowed just three third-down conversions on 18 attempts.

After forcing the Spartans to a three-and-out on the contest's opening possession, the Tribe marched 74 yards on six plays for a touchdown to take an early 7-0 lead. Sophomore Terrence Riggins began the series with a 17-yard run and Grimes later punctuated the scoring drive with a 38-yard touchdown run down the left sideline.

After NSU got on the scoreboard with a field goal later in the quarter, W&M answered with a touchdown when Grimes scored on a 20-yard pass from Phillips to go ahead, 14-3.

W&M increased its lead in the final minute of the first half when junior David Caldwell returned a blocked 50-yard field goal attempt 66 yards for a touchdown.

McAulay and Mack hauled in touchdown passes from Phillips during the first part of the third quarter to help push W&M's lead to 35-3.

The Tribe added its final score later in the quarter when Phillips hit McAulay on a 22-yard touchdown pass.

	1	2	3	4	Final
Norfolk State	3	0	7	2	12
William and Mary	14	7	21	0	42

Scoring Summary

Qtr	Team	Score	Time
1st	W&M	Grimes 38 run (Pate kick)	11:25
1st	NSU	Castellat 45 field goal	7:47
1st	W&M	Grimes 20 pass from Phillips (Miller kick)	4:05
2nd	W&M	Caldwell 66 blocked field goal return (Miller kick)	0:25
3rd	W&M	McAulay 32 pass from Phillips (Miller kick)	11:59
3rd	W&M	Mack 10 pass from Phillips (Miller kick)	8:59
3rd	NSU	Branche 1 run (Castellat kick)	5:58
3rd	W&M	McAulay 22 pass from Phillips (Miller kick)	1:03
4th	NSU	Hammond safety	12:50

	NSU	W&M
First Downs	11	17
Rushes - Yards	34-122	33-133
Att-Cmp-Int	36-14-4	26-14-2
Pass Yards	97	204
Total Offense	219	337
Total Plays	70	59
Fumbles - Lost	2-1	1-1
3rd Down Conv.	3-18	5-12
Penalties - Yards	12-115	6-56
Sacks by - Yards	2-4	3-17
Time of Possession	32:35	27:25

Rushing - W&M: Grimes 9-71 (TD), Riggins 4-30, Phillips 6-17, Holmes 6-7, Archer 1-6, Marriner 6-4. **NSU:** Brown 11-62, Hedgeman 10-31, Branche 12-30 (TD), Cotton 1-1.

Passing - W&M: Phillips 26-14-2, 204 (4TD). **NSU:** Brown 32-13-3, 94, Merritt 4-1-1, 3.

Receiving - W&M: Mack 4-63 (TD), McAulay 3-80 (2TD), Hill 3-22, Grimes 2-20 (TD), Marriner 1-12, Varno 1-7. **NSU:** Johnson 5-28, Walker 3-34, Hayden 2-16, Childress 2-4, Branche 1-9, Hedgeman 1-6.

Defense - W&M: Tracy 6 (4 TFL, 1.5 sacks, blk), Trantin 6 (5 solo, FF), Pigram 6, O'Brien 6, Cox 4 (Int, PBU), Houff 3 (INT), Johnson 3 (3 PBU), Cottingham 2 (INT, FR), Herbert 2 (FF, TFL), Livingston (INT).

Attendance: 10,152; **Time:** 2:58; **Weather:** 70, Cool and Cloudy

GAME	William & Mary 28 No. 14/16 Villanova 38
4	Oct. 4, 2008 Zable Stadium • Williamsburg, Va.

WILLIAMSBURG, Va. (10/4/08) -- William and Mary and No. 14/16 Villanova combined for 66 points and 824 yards of total offense, but the Tribe fell to the Wildcats, 38-28, in its conference opener.

Making his first career start, junior quarterback R.J. Archer stepped in for an injured Jake Phillips and threw for 307 yards and a touchdown. He also recorded a pair of touchdown runs. True freshman tailback Jonathan Grimes was outstanding yet again, as he accounted for a school-true freshman record 324 total yards, including 105 receiving yards and 161 returns yards. The featured part of Grimes' afternoon was his 97-yard kick return for a score near the end of the first half.

After Villanova raced out to a 35-0 lead late in the first half, Grimes big return with less than a minute left in the second quarter made the score 35-7 at the break.

After forcing VU to a three-and-out on the first possession of the second half, W&M answered with a 75-yard touchdown drive that lasted just three plays and 41 seconds. The drive culminated in a 44-yard touchdown pass from Archer to senior Elliott Mack.

Neither team scored during the remainder of the third quarter, but the Tribe found the end zone again early in the fourth quarter when Archer capped a slick eight-play, 52-yard march with a three-yard touchdown run.

While VU added a field goal midway through the fourth quarter to increase its lead to 38-21, W&M responded with another touchdown run by Archer with 4:20 remaining in the contest.

After forcing Villanova to punt on its next possession, the Tribe took over on its own 34 yard line with 2:00 remaining. However, Archer's only interception of the contest ended the College's comeback bid.

	1	2	3	4	Final
No. 14/16 Villanova	7	28	0	3	38
William and Mary	0	7	7	14	28

Scoring Summary

Qtr	Team	Score	Time
1st	VU	Pimm 5 pass from Whitney (Marcoux kick)	7:42
2nd	VU	Doss 15 pass from Whitney (Marcoux kick)	12:52
2nd	VU	Ball 32 run (Marcoux kick)	12:03
2nd	VU	Whitney 1 run (Marcoux kick)	8:24
2nd	VU	Szczur 11 pass from Whitney (Marcoux kick)	0:51
2nd	W&M	Grimes 97 kickoff return (Marcoux kick)	0:37
3rd	W&M	Mack 44 pass from Archer (Pate kick)	12:52
4th	W&M	Archer 3 run (Pate kick)	11:50
4th	VU	MARCOUX 23 field goal	6:15
4th	W&M	Archer 6 run (Pate kick)	4:20

	VU	W&M
First Downs	27	17
Rushes - Yards	54-255	22-76
Att-Cmp-Int	27-20-0	37-21-1
Pass Yards	186	307
Total Offense	441	383
Total Plays	81	59
Fumbles - Lost	1-0	1-1
3rd Down Conv.	7-16	3-11
Penalties - Yards	5-32	4-29
Sacks by - Yards	1-8	2-7
Time of Possession	36:36	23:24

Rushing - W&M: Grimes 11-58, Archer 8-10 (2TD), Marriner 1-5, Holmes 2-3. **VU:** Ball 22-137 (TD), Whitney 19-60 (TD), Szczur 5-34, Babbaro 5-23, Reynolds 1-5.

Passing - W&M: Archer 21-37-1, 307 (TD). **VU:** Whitney 20-27-0, 186 (3TD).

Receiving - W&M: Grimes 6-105, Varno 6-58, Hill 4-37, Mack 3-83 (TD), McAulay 2-24. **VU:** Szczur 7-78 (TD), Atkinson 5-27, Reynolds 2-26, Harvey 2-14, Doss 1-15 (TD), Babbaro 1-6, Pimm 1-5 (TD), White 1-5.

Defense - W&M: Rutter 15 (12 solo, 1.5 TFL), Trantin 9 (7 solo, 1.5 TFL, PBU), Cottingham 7 (5 solo), Caldwell 5 (TFL), Tracy 4 (1.5 TFL, 0.5 sack), Lissimore 4 (0.5 TFL, 0.5 sack), Hyde 2 (Sack).

Attendance: 10,632; **Time:** 2:51; **Weather:** 74, Clear



GAME	William & Mary 38 No. 4 New Hampshire 34
5	Oct. 11, 2008 Cowell Stadium • Durham, N.H.

WILLIAMSBURG, Va. (10/11/08) -- William and Mary scored on its first five possessions of the second half (four touchdowns/one field goal), and senior quarterback Jake Phillips' 17-yard go-ahead touchdown pass to junior wide receiver D.J. McAulay with 22 seconds remaining in the fourth quarter helped lift the Tribe to a 38-34 victory at No. 4 New Hampshire in the Wildcats' homecoming game.

Phillips registered four touchdown passes and completed 30 of his 40 attempts for 310 yards, while true freshman running back Jonathan Grimes finished with a true-freshman record 144 yards rushing (on 23 attempts) and a touchdown (coming on a 56-yard run).

Trailing 34-31 with 4:34 remaining, the Tribe began its game-winning drive on its own 28 yard line. Phillips was intercepted on a third-and-long early in the drive, but W&M maintained possession when UNH was flagged for roughing the passer. Phillips then converted a pair of third-and-longs with completions to Grimes (10 yards) and Mack (13 yards) around midfield to keep the drive alive. Another 13-yard completion from Phillips to Mack put W&M inside the red zone, and the senior all-conference quarterback connected with McAulay from 17 yards out on the next play to put the Tribe ahead, 38-34, with 22 seconds left.

UNH was unable to mount a quick comeback, as Adrian Tracy sacked quarterback R.J. Toman on first down, and Fred Johnson picked off the sophomore's long pass on the next play.

W&M outscored UNH 31-13 in the second half and dominated the time of possession, 20:44-8:16 after the break. The Tribe also converted on 8-of-10 third downs in the second half, including its only fourth down attempt, while registering 358 yards of total offense in the final two quarters.

	1	2	3	4	Final
William and Mary	7	0	14	17	38
No. 4 New Hampshire	14	7	0	13	34

Scoring Summary

Qtr	Team	Score	Time
1st	W&M	Hill 8 pass from Phillips (Pate kick)	6:17
1st	UNH	Toman 2 run (Manning kick)	3:02
1st	UNH	Toman 3 run (Manning kick)	0:57
2nd	UNH	Boyle 9 run (Manning kick)	4:36
3rd	W&M	Hill 14 pass from Phillips (Pate kick)	9:00
3rd	W&M	Varno 4 pass from Phillips (Pate kick)	0:28
4th	UNH	Sicko 31 pass from Toman (Manning kick)	13:33
4th	W&M	Grimes 56 run (Pate kick)	12:43
4th	W&M	Pate 32 field goal	6:20
4th	UNH	Boyle 34 pass from Toman (Manning kick failed)	4:40
4th	W&M	McAulay 17 pass from Phillips (Pate kick)	0:22

	W&M	UNH
First Downs	29	24
Rushes - Yards	35-185	38-163
Att-Cmp-Int	40-30-2	37-27-2
Pass Yards	310	305
Total Offense	495	468
Total Plays	75	75
Fumbles - Lost	1-0	0-0
3rd Down Conv.	9-13	9-14
Penalties - Yards	3-35	8-65
Sacks by - Yards	2-13	0-0
Time of Possession	33:06	26:54

Rushing - W&M: Grimes 23-144 (TD), Phillips 6-20, Marriner 3-14, Mack 1-11. **UNH:** Toman 14-55 (2 TD), Simpson 14-52, Jellison 4-19, Kackert 2-17, Boyle 2-11 (TD), Fox 1-5, O'Brien 1-4.

Passing - W&M: Phillips 30-40-2, 310 (4 TD). **UNH:** Toman 27-36-2, 305 (2 TD), Boyle 0-1-0.

Receiving - W&M: Grimes 8-47, McAulay 5-76 (TD), Mack 5-66, Hill 5-60 (2 TD), Varno 3-35 (TD), Holmes 2-15, Dohse 1-10, Hobson 1-1. **UNH:** BSicko 9-81 (TD), Boyle 7-114 (TD), Negron 5-58, O'Brien 4-37, Mason 1-13, Mohammed 1-2.

Defense - W&M: Tracy 14 (10 solo, 2.0 sacks, 4.0 TFL, Francks 10 (8 solo), Johnson 10 (7 solo, INT), Lissimore 9 (5 solo, TFL), Alvarado 7 (4 solo, INT), Rutter 7 (4 solo, PBU).

Attendance: 13,255; **Time:** 2:57; **Weather:** 65, Sunny

GAME	William & Mary 27 Delaware 3
6	Oct. 18, 2008 Delaware Stadium • Newark, Del.

NEWARK, Del. (10/18/08) -- For the second consecutive weekend, William and Mary spoiled its opponent's homecoming festivities as it earned a 27-3 victory at Delaware before a crowd of 21,949 at Delaware Stadium.

Senior quarterback Jake Phillips completed 26-of-38 passes for 338 yards with a pair of touchdowns (one passing/one rushing). True freshman running back Jonathan Grimes was the contest's leading rusher and finished with 92 yards on 25 carries and a touchdown. Senior wide receiver Elliott Mack led the team with eight catches for 119 yards, while sophomore Chase Hill tallied seven catches for 105 yards with a touchdown.

The Tribe defense was dominant and limited the Blue Hens to just 145 total yards and 12 first downs. Additionally, the effort snapped UD's 116 home game streak of scoring at least one touchdown.

W&M held UD scoreless in the first half utilized a pair of Brian Pate field goals and a 1-yard touchdown run by Phillips to take a 13-0 lead at halftime.

The College's defense was outstanding in the opening half, limiting the Blue Hens to just 62 total yards and five first downs. Additionally, UD registered just 11 yards passing.

While neither team was able to put any points up in the third quarter, Delaware cut W&M's lead to 13-3 with a 32-yard field goal with 10:50 remaining. However, the Tribe answered with a touchdown on the ensuing possession when Phillips connected with Hill on a 44-yard scoring strike.

W&M tacked on its final touchdown when Grimes scored on a two-yard run with 2:33 left in the contest. The touchdown capped off a nine-play, 93-yard drive that consumed 4:50. It was W&M's second drive of the afternoon that totaled more than 90 yards.

	1	2	3	4	Final
William and Mary	3	10	0	14	27
Delaware	0	0	0	3	3

Scoring Summary

Qtr	Team	Score	Time
1st	W&M	Pate 32 field goal	7:13
2nd	W&M	Phillips 1 run	4:54
2nd	W&M	Pate 33 field goal	0:00
4th	UD	Striefsky 32 field goal	10:50
4th	W&M	Hill 44 pass from Phillips (Pate kick)	8:59
4th	W&M	Grimes 2 run (Pate kick)	2:33

	W&M	UD
First Downs	23	12
Rushes - Yards	35-118	40-100
Att-Cmp-Int	38-26-1	24-10-1
Pass Yards	338	45
Total Offense	456	145
Total Plays	73	64
Fumbles - Lost	2-2	1-0
3rd Down Conv.	4-11	5-17
Penalties - Yards	3-30	1-5
Sacks by - Yards	4-28	1-7
Time of Possession	32:44	27:16

Rushing - W&M: Grimes 23-92 (TD), Holmes 3-16, Phillips 5-12 (TD). **UD:** Jabbie 9-44, Thaxton 8-35, Schoenhof 12-21, Butler 8-17, Smith 1-0, Hakes 2-<-17>.

Passing - W&M: Phillips 26-38-1, 338 (TD). **UD:** Schoenhof 10-23-1, 45, Hakes 0-1-0, 0.

Receiving - W&M: Mack 8-119, Hill 7-105 (TD), McAulay 5-62, Grimes 3-32, Riggins 1-15, Varno 1-3, Marriner 1-2. **UD:** Duncan 6-22, Butler 2-14, Agnone 1-7, Love 1-2.

Defense - W&M: Rutter 8 (4 solo, 3 TFL, INT), Caldwell 7 (6 solo, TFL), Francks 7 (5 solo, TFL), Livingston 6 (5 solo), Tracy 4 (Sack), Pigram 4 (TFL), Stover 4 (Sack, 1.5 TFL), Hyde 2 (Sack), Herbert 2 (Sack), Trantin 2 (0.5 TFL).

Attendance: 21,949; **Time:** 2:35; **Weather:** 53, Sunny



2008 Results

GAME	No. 23 William & Mary 34 Rhode Island 24
7	Oct. 25, 2008 Zable Stadium • Williamsburg, Va.

WILLIAMSBURG, Va. (10/25/08) -- Junior safety David Caldwell returned a fourth-quarter interception 62 yards for a touchdown to help No. 23 William and Mary pull away for a 34-24 victory against Rhode Island on a rainy homecoming at Zable Stadium.

True freshman tailback Jonathan Grimes posted another outstanding performance, rushing for a game-high 111 yards with a touchdown.

While both teams scored touchdowns on their opening drives, neither squad was able to put any more points up on the board until late in the first half when URI's Louis Feinstein kicked a 40-yard field goal with 1:39 remaining in the second quarter to put the Rams ahead, 10-7.

At the break, the Rams had out gained the Tribe in total offense, 212-115, and controlled the time of possession, 20:05-9:15.

W&M scored a pair of quick touchdowns during the first five minutes of the second half to build a 21-10 advantage. D.J. McAulay provided the first touchdown when Jake Phillips found him with an 18-yard strike, while Courtland Marriner scored the second touchdown with an 8-yard run.

After recovering a punt that bounced off the back of an retreating W&M player, URI narrowed the score with an eight-play, 38-yard drive that ended with a 1-yard touchdown run by Cassidy late in the third quarter.

Trailing by just seven, 24-17, early in the fourth quarter, URI drove inside the Tribe 40-yard line, but safety David Caldwell intercepted a pass by Cassidy and raced 62 yards down the right sideline to give the College a 31-17 cushion with 10:12 left in the game.

W&M later tacked on a field goal and URI scored a late touchdown to narrow the score to 34-24, but the Tribe recovered the Rams' on-side kick attempt and ran out the clock.

	1	2	3	4	Final
Rhode Island	7	3	7	7	24
William and Mary	7	0	14	13	34

Scoring Summary

Qtr	Team	Score	Time
1st	URI	Leonard 38 pass from Cassidy (Feinstein kick)	13:51
1st	W&M	Grimes 12 run (Pate kick)	10:08
2nd	URI	Feinstein 40 field goal	1:39
3rd	W&M	McAulay 18 pass from Phillips (Pate kick)	13:23
3rd	W&M	Marriner 8 run (Pate kick)	8:33
3rd	URI	Cassidy 1 run (Feinstein kick)	3:16
4th	W&M	Pate 37 field goal	13:29
4th	W&M	Caldwell 62 interception return (Pate kick)	10:12
4th	W&M	Pate 39 field goal	4:57
4th	URI	Del Grosso 4 pass from Cassidy (Feinstein kick)	1:19

	URI	W&M
First Downs	22	19
Rushes - Yards	32-114	32-161
Att-Cmp-Int	41-27-3	24-15-1
Pass Yards	225	207
Total Offense	339	368
Total Plays	73	56
Fumbles - Lost	1-0	2-2
3rd Down Conv.	8-15	6-12
Penalties - Yards	5-37	4-32
Sacks by - Yards	2-16	1-2
Time of Possession	35:34	24:26

Rushing - W&M: Grimes 19-111 (TD), Phillips 9-32, Marriner 3-15 (TD), Holmes 1-3. **URI:** Cassidy 15-59 (TD), Hughes 14-48, Johnson-Farrell 1-6, Lawrence 2-1.

Passing - W&M: Phillips 15-24-1, 207 (TD). **URI:** Cassidy 27-41-3 (2 TD).

Receiving - W&M: Hill 5-55, McAulay 3-33 (TD), Conyers 2-22, Mack 1-31, Gottlieb 1-30, Marriner 1-14, Varno 1-12, Grimes 1-10. **URI:** Hughes 9-69, Leonard 4-71 (TD), Johnson-Farrell 3-27, Del Grosso 3-25 (TD), Bellini 2-13, Scott 2-10, Wilson 1-9, Evans 1-6, Smalls 1-0, Lawrence 1-<-5>.

Defense - W&M: Trantin 13 (9 solo, INT, FF, TFL), Pigram 11 (8 solo, 2 PBU, TFL), Caldwell 11 (7 solo, INT), Cottingham 7 (6 solo), Francks 6 (INT), Livingston 5 (4 solo), Tracy 3 (0.5 sack), Pradhanang 3 (0.5 sack).

Attendance: 9,383; **Time:** 2:52; **Weather:** 65, Cloudy, Light Rain

GAME	No. 16/19 William & Mary 34 Towson 14
8	Nov. 1, 2008 Unitas Stadium • Towson, Md.

TOWSON, Md. (11/1/08) -- The No. 16/19 William and Mary football team limited Towson to just seven yards of total offense in the second half as it extended its winning streak to four games with a 34-14 victory at Unitas Stadium.

After trailing 14-7 at halftime, the College outscored the Tigers 27-0 following the intermission. In addition to limiting TU to just seven yards of total offense in the final two quarters, W&M also came up with a pair of second half interceptions and recovered a fumble. Offensively, the Tribe totaled 296 yards of total offense in the second half and dominated time of possession, 21:01 to 8:59.

W&M was led by senior quarterback Jake Phillips, who completed 21-of-33 passes for 265 yards and threw three touchdowns. True freshman running back Jonathan Grimes also had a big afternoon and finished the contest with 96 yards rushing on 20 carries with a touchdown.

The Tribe's only score of the first half came on a 65-yard touchdown pass from Phillips to D.J. McAulay on its first possession. TU's scored a pair of second quarter touchdowns, including one on a 44-yard pass from Sean Schaefer to Tommy Breaux with just four seconds left in the half.

W&M scored a pair of touchdowns on its first two possessions of the second half to take a 21-14 lead. The first scored came on a 19-yard pass from Phillips to Chase Hill with 10:54 showing in the third quarter, while Phillips found Rob Varno on a 17-yard scoring strike a little more than a minute later.

Brian Pate added a pair of field goals, coming from 29 and 39 yards, later in the quarter to help the College build a 27-14 advantage.

Following an interception by safety Michael Alvarado, the Green and Gold marched 49 yards on seven plays and scored its final touchdown when Grimes found the end zone from three yards out with 9:20 remaining in the contest.

	1	2	3	4	Final
William and Mary	7	0	20	7	34
Towson	0	14	0	0	14

Scoring Summary

Qtr	Team	Score	Time
1st	W&M	McAulay 65 pass from Phillips (Pate kick)	12:46
2nd	TU	Godlasky 27 pass from Schaefer (Bencivengo kick)	11:14
2nd	TU	Breaux 44 pass from Schaefer (Bencivengo kick)	0:04
3rd	W&M	Hill 19 pass from Phillips (Pate kick)	10:54
3rd	W&M	Varno 17 pass from Phillips (Pate kick)	9:47
3rd	W&M	Pate 29 field goal	5:13
3rd	W&M	Pate 39 field goal	2:55
4th	W&M	Grimes 3 run (Pate kick)	9:20

	W&M	TU
First Downs	26	12
Rushes - Yards	45-239	23-43
Att-Cmp-Int	33-21-1	33-22-2
Pass Yards	265	195
Total Offense	504	238
Total Plays	78	56
Fumbles - Lost	1-0	1-1
3rd Down Conv.	4-13	2-14
Penalties - Yards	5-55	4-30
Sacks by - Yards	3-22	2-15
Time of Possession	34:42	25:18

Rushing - W&M: Grimes 20-96 (TD), Marriner 8-52, Phillips 10-50, Riggins 4-25, Holmes 2-12, Archer 1-4. **TU:** Castor 11-57, Newsom 1-10, Rouson 2-5, Kinchen 1-1, Peterson 1-<-13>, Schaefer 7-<-17>.

Passing - W&M: Phillips 21-33-1, 265 (3TD). **TU:** Schaefer 21-32-2 (2TD), Shears 1-1-0, 9.

Receiving - W&M: Varno 5-67 (TD), Grimes 5-23, Hill 3-28 (TD), Conyers 3-28, McAulay 2-96 (TD), 1-12, Dohse 1-8, Gottlieb 1-3. **TU:** Breaux 4-65 (TD), Cegles 4-23, Lee 4-18, Moore 4-15, Godlasky 2-34 (TD), Holmes 2-27, Atwood 1-9, Rouson 1-4.

Defense - W&M: Cox 7 (6 solo, INT), Trantin 7 (4 solo), Francks 7 (3 solo), Tracy 5 (3 solo, 1.5 sacks), Lissemore 4 (3 solo, sack, 2.0 TFL), Alvarado 4 (INT).

Attendance: 3,168 **Time:** 2:57; **Weather:** 64, Sunny

2008 Results



GAME	9	No. 14/16 William & Mary 38
		Northeastern 17
		Nov. 8, 2008 Zable Stadium • Williamsburg, Va.

WILLIAMSBURG, Va. (11/8/08) -- Senior cornerback Derek Cox scored touchdowns on a punt return and an interception return to help the No. 14/16 Tribe extend its winning streak to five games with a 38-17 victory against Northeastern.

Cox's initial touchdown came on an 89-yard punt return early in the first quarter to put W&M ahead, 7-0, while his second score came midway through the fourth quarter when he returned an interception 12 yards to give the Tribe its final touchdown of the evening.

While the Tribe led 21-10 at the intermission, the Huskies had already run 50 plays and out-gained W&M in total offense, 278-169. NU also controlled the time of possession, 23:02-6:58. However, the College's offense was very efficient, averaging 9.9 yards per play. The Tribe defensive unit dominated the second half and held the Huskies to just 79 yards of total offense after the break.

While the Tribe took an early 7-0 lead on Cox's electric punt return less than two minutes into the game, NU tied the score on its ensuing possession with a nine-play, 74-yard drive that ended with a 12-yard touchdown scamper by running back Alex Broomfield.

W&M's final two scores of the half came on a pair of 3-yard touchdown passes from Phillips to Jimmy Hobson and Chase Hill.

The Tribe opened the second half with a touchdown for the third consecutive week when Phillips found the end zone with a 5-yard run to put W&M ahead, 28-10, with 10:59 showing on the clock.

A 35-yard field goal by Brian Pate extended the Tribe's lead to 31-10 late in the third quarter.

While the Tribe defense limited the Huskies to just 34 yards of total offense in the third quarter, NU found the end zone with 13 seconds remaining in the stanza when Broomfield caught a 3-yard touchdown pass from quarterback Anthony Orio.

Cox's 12-yard interception return for a score midway through the fourth quarter sealed the win.

	1	2	3	4	Final
Northeastern	7	3	7	0	17
William and Mary	14	7	10	7	38

Scoring Summary

Qtr	Team	Score	Time
1st	W&M	Cox 89 punt return (Pate kick)	13:26
1st	NU	Broomfield 12 run (Johnson kick)	10:03
1st	W&M	Hobson 3 pass from Phillips (Pate kick)	0:11
2nd	NU	Johnson 22 field goal	7:54
2nd	W&M	Hill 3 pass from Phillips (Pate kick)	2:51
3rd	W&M	Phillips 5 run (Pate kick)	10:59
3rd	W&M	Pate 35 field goal	4:14
3rd	NU	Broomfield 3 pass from Orio (Johnson kick)	0:13
4th	W&M	Cox 12 interception return (Pate kick)	8:22

	NU	W&M
First Downs	21	18
Rushes - Yards	33-110	33-198
Att-Cmp-Int	44-25-1	22-15-0
Pass Yards	247	217
Total Offense	357	415
Total Plays	77	55
Fumbles - Lost	0-0	2-1
3rd Down Conv.	4-17	3-8
Penalties - Yards	2-30	4-38
Sacks by - Yards	1-6	0-0
Time of Possession	33:24	26:36

Rushing - W&M: Grimes 16-130, Marriner 5-43, Phillips 6-16 (TD), Riggins 2-9, Holmes 2-4. **NU:** Broomfield 23-51 (TD), Theoudele 2-24, Orio 4-21, Plum 1-7, Griffin 1-5, Torres 2-2.

Passing - W&M: Phillips 15-22-0, 217 (2TD). **NU:** Orio 25-43-1, 247 (TD), Broomfield 0-1-0.

Receiving - W&M: McAulay 3-96, Varno 3-37, Grimes 3-16, Conyers 2-31, Gottlieb 1-22, Holmes 1-9, Hobson 1-3 (TD), Hill 1-3 (TD). **NU:** Abelli 7-58, Broomfield 7-56 (TD), Lott 6-78, Mandeville 3-34, Elwood 1-13, Gilmartin-Donohue 1-8.

Defense - W&M: Trantin 13 (12 solo), Caldwell 9 (7 solo), Pigram 7 solo, Alvarado 6 (5 solo, PBU), Pradhanang 4 (TFL), Cox 4 (INT, 2 PBU), Tracy 4 (TFL), Lissimore 3 (TFL), Herbert 2 (TFL).

Attendance: 8,231 **Time:** 2:48; **Weather:** 61, Partly Cloudy

GAME	10	No. 12/15 William & Mary 24
		No. 1 James Madison 48
		Nov. 15, 2008 Bridgeforth Stadium • Harrisonburg, Va.

HARRISONBURG, Va. (11/15/08) -- The No. 12/15 Tribe had its five-game winning streak snapped with a 48-24 loss at top-ranked James Madison.

Senior quarterback Jake Phillips led William and Mary with a pair of touchdown passes, while sophomore wide receiver Chase Hill registered a pair of touchdown catches. True freshman running back Jonathan Grimes accounted for W&M's other score with a touchdown reception, while his 48 yards rushing increased his season total to 877 -- breaking W&M's freshman rushing record.

JMU finished with 540 yards of total offense, as quarterback Rodney Landers and running back Eugene Holloman rushed for 145 and 130 yards, respectively. Holloman produced two rushing touchdowns, while Landers added one on the ground and three through the air.

After JMU jumped out to a 14-0 lead early in the second quarter, W&M cut the lead in half when Phillips found Grimes wide open in the end zone with a 16-yard touchdown pass.

The Tribe's only other score of the half came on a 43-yard field goal by Brian Pate as the Dukes held a 24-10 advantage at the half.

Following the intermission, James Madison scored three unanswered touchdowns to build a 45-10 advantage. The opening score came via a six-play, 95-yard drive that culminated with a 5-yard run by Landers. Holloman added the other two scores with touchdown runs of five and 10 yards late in the third quarter and early in the fourth.

W&M outscored JMU the rest of the way, as Chase Hill snared a pair of four quarter touchdown receptions.

	1	2	3	4	Final
William and Mary	0	10	0	14	24
James Madison	7	17	14	10	48

Scoring Summary

Qtr	Team	Score	Time
1st	JMU	Caussin 4 pass from Landers (Stannard kick)	9:50
2nd	JMU	Turner 50 pass from Landers (Stannard kick)	12:58
2nd	W&M	Grimes 16 pass from Phillips (Pate kick)	10:41
2nd	JMU	Turner 34 pass from Landers (Stannard kick)	8:12
2nd	W&M	Pate 43 field goal	4:15
2nd	JMU	Stannard 21 field goal	0:00
3rd	JMU	Landers 5 run (Stannard kick)	8:47
3rd	JMU	Holloman 5 run (Stannard kick)	2:27
4th	JMU	Holloman 10 run (Stannard kick)	13:17
4th	W&M	Hill 14 pass from Phillips (Pate kick)	8:47
4th	JMU	Stannard 40 field goal	3:58
4th	W&M	Hill 2 pass from Phillips (Pate kick)	0:40

	W&M	JMU
First Downs	18	28
Rushes - Yards	21-76	53-317
Att-Cmp-Int	37-19-0	21-16-0
Pass Yards	218	223
Total Offense	294	540
Total Plays	58	74
Fumbles - Lost	2-0	0-0
3rd Down Conv.	7-15	7-13
Penalties - Yards	4-18	3-23
Sacks by - Yards	0-0	3-27
Time of Possession	35:54	24:06

Rushing - W&M: Grimes 9-48, Riggins 2-27, Holmes 1-14, Marriner 3-8, Archer 2-1, Phillips 4-<-22>. **JMU:** Landers 18-145 (TD), Holloman 23-130 (2TD), Yancey 9-42, Rose 1-4, Acker 1-<-3>.

Passing - W&M: Phillips 16-30-0, 187 (2TD), Archer 3-7-0, 31 (TD). **JMU:** Landers 14-19-0, 212 (3TD), Dudzik 2-2-0, 11.

Receiving - W&M: McAulay 6-92, Grimes 3-29 (TD), Varno 3-20, Gottlieb 2-29, Conyers 2-26, Hill 2-16 (2TD), Marriner 1-6. **JMU:** Turner 3-103 (2TD), Caussin 3-28 (TD), Yancey 3-24, McCarter 2-26, Williams 2-25, McNeil 2-13, Holloman 1-4.

Defense - W&M: Pigram 16 (4 solo, 0.5 TFL), Tracy 11 (4 solo), Alvarado 11 (3 solo), Lissimore 10 (1 solo, TFL), Trantin 9 (3 solo), Caldwell 9 (1 solo, 0.5 TFL), Pradhanang 6 (5 solo), Cottingham 6 (3 solo).

Attendance: 14,330 **Time:** 2:40; **Weather:** 58, Overcast

2008 William and Mary Football
W&M Overall Team Statistics (as of Nov 15, 2008)
All games

TEAM STATISTICS	W&M	OPP
SCORING.....	341	241
Points Per Game.....	34.1	24.1
FIRST DOWNS.....	213	181
Rushing.....	89	90
Passing.....	113	80
Penalty.....	11	11
RUSHING YARDAGE.....	1699	1553
Yards gained rushing.....	1920	1823
Yards lost rushing.....	221	270
Rushing Attempts.....	330	394
Average Per Rush.....	5.1	3.9
Average Per Game.....	169.9	155.3
TDs Rushing.....	14	15
PASSING YARDAGE.....	2426	1806
Att-Comp-Int.....	314-193-12	305-185-15
Average Per Pass.....	7.7	5.9
Average Per Catch.....	12.6	9.8
Average Per Game.....	242.6	180.6
TDs Passing.....	24	15
TOTAL OFFENSE.....	4125	3359
Total Plays.....	644	699
Average Per Play.....	6.4	4.8
Average Per Game.....	412.5	335.9
KICK RETURNS: #-YARDS.....	38-814	49-1012
PUNT RETURNS: #-YARDS.....	21-209	13-121
INT RETURNS: #-YARDS.....	15-221	12-106
KICK RETURN AVERAGE.....	21.4	20.7
PUNT RETURN AVERAGE.....	10.0	9.3
INT RETURN AVERAGE.....	14.7	8.8
FUMBLES-LOST.....	17-11	10-4
PENALTIES-YARDS.....	44-388	56-469
Average Per Game.....	38.8	46.9
PUNTS-YARDS.....	42-1673	54-2132
Average Per Punt.....	39.8	39.5
Net punt average.....	37.0	35.6
TIME OF POSSESSION/GAME.....	28:20	31:40
3RD-DOWN CONVERSIONS.....	51/119	54/156
3rd-Down Pct.....	43%	35%
4TH-DOWN CONVERSIONS.....	6/8	12/19
4th-Down Pct.....	75%	63%
SACKS BY-YARDS.....	20-128	16-113
MISC YARDS.....	0	24
TOUCHDOWNS SCORED.....	44	30
FIELD GOALS-ATTEMPTS.....	11-13	10-18
PAT-ATTEMPTS.....	44-44	29-30
ATTENDANCE.....	49022	109396
Games/Avg Per Game.....	5/9804	5/21879
Neutral Site Games.....		0/0

SCORE BY QUARTERS	1st	2nd	3rd	4th	Total
W&M.....	59	58	117	107	- 341
Opponents.....	52	82	56	51	- 241

2008 William and Mary Football
W&M Overall Individual Statistics (as of Nov 15, 2008)
All games

RUSHING	GP	Att	Gain	Loss	Net	Avg	TD	Long	Avg/G
Jonathan Grimes	10	145	891	14	877	6.0	7	67	87.7
T. Riggins	8	39	324	2	322	8.3	0	53	40.2
Jake Phillips	9	59	287	107	180	3.1	3	21	20.0
C. Marriner	8	29	155	14	141	4.9	1	19	17.6
R.J. Archer	9	23	123	33	90	3.9	2	27	10.0
DeBrian Holmes	8	17	63	4	59	3.5	0	14	7.4
Thomas Schonder	5	7	59	5	54	7.7	1	33	10.8
Elliott Mack	7	1	11	0	11	11.0	0	11	1.6
D.J. McAulay	10	1	5	0	5	5.0	0	5	0.5
Ryan Woolfolk	7	1	2	0	2	2.0	0	2	0.3
TEAM	6	8	0	42	-42	-5.2	0	0	-7.0
Total.....	10	330	1920	221	1699	5.1	14	67	169.9
Opponents.....	10	394	1823	270	1553	3.9	15	64	155.3

PASSING	GP	Effic	Att-Cmp-Int	Pct	Yds	TD	Lng	Avg/G
Jake Phillips	9	146.96	261-165-11	63.2	2039	21	65	226.6
R.J. Archer	9	129.07	53-28-1	52.8	387	3	51	43.0
Total.....	10	143.94	314-193-12	61.5	2426	24	65	242.6
Opponents.....	10	116.79	305-185-15	60.7	1806	15	50	180.6

RECEIVING	GP	No.	Yds	Avg	TD	Long	Avg/G
D.J. McAulay	10	37	701	18.9	8	65	70.1
Jonathan Grimes	10	37	302	8.2	2	51	30.2
Chase Hill	9	34	371	10.9	7	44	41.2
Rob Varno	10	30	330	11.0	3	26	33.0
Elliott Mack	7	25	404	16.2	3	44	57.7
Terreon Conyers	10	10	119	11.9	0	21	11.9
Alex Gottlieb	8	5	84	16.8	0	30	10.5
C. Marriner	8	4	34	8.5	0	14	4.2
T. Riggins	8	3	32	10.7	0	15	4.0
DeBrian Holmes	8	3	24	8.0	0	9	3.0
Cameron Dohse	7	2	18	9.0	0	10	2.6
Jimmy Hobson	10	2	4	2.0	1	3	0.4
Ryan Woolfolk	7	1	3	3.0	0	3	0.4
Total.....	10	193	2426	12.6	24	65	242.6
Opponents.....	10	185	1806	9.8	15	50	180.6

PUNT RETURNS	No.	Yds	Avg	TD	Long
Derek Cox	10	125	12.5	1	89
Elliott Mack	8	71	8.9	0	15
S. Alexander	1	5	5.0	0	0
David Houff	1	1	1.0	0	3
David Caldwell	1	7	7.0	0	0
Total.....	21	209	10.0	1	89
Opponents.....	13	121	9.3	0	19

INTERCEPTIONS	No.	Yds	Avg	TD	Long
Derek Cox	4	99	24.8	2	45
David Houff	2	32	16.0	0	28
M. Alvarado	2	4	2.0	0	4
Josh Rutter	1	9	9.0	0	9
Evan Francks	1	9	9.0	0	9
Ben Cottingham	1	6	6.0	0	6
R. Livingston	1	0	0.0	0	0
David Caldwell	1	62	62.0	1	62
Fred Johnson	1	0	0.0	0	0
Jake Trantin	1	0	0.0	0	0
Total.....	15	221	14.7	3	62
Opponents.....	12	106	8.8	0	47

KICK RETURNS	No.	Yds	Avg	TD	Long
Jonathan Grimes	21	513	24.4	1	97
David Caldwell	8	161	20.1	0	29
DeBrian Holmes	3	42	14.0	0	18
Elliott Mack	2	33	16.5	0	18
Terrell Wells	2	45	22.5	0	26
Ryan Woolfolk	1	12	12.0	0	12
Alex Gottlieb	1	8	8.0	0	8
Total.....	38	814	21.4	1	97
Opponents.....	49	1012	20.7	0	40

FUMBLE RETURNS	No.	Yds	Avg	TD	Long
David Caldwell	0	0	0.0	1	0
Total.....	0	0	0.0	1	0
Opponents.....	3	24	8.0	0	13

2008 William and Mary Football
W&M Overall Individual Statistics (as of Nov 15, 2008)
All games

SCORING	----- PATs -----									TOTAL OFFENSE	G Plays					Rush Pass Total Avg/G
	TD	FGs	Kick	Rush	Rcv	Pass	DXP	Saf	Points							
Brian Pate	0	11-13	39-39	0-0	0	0-0	0	0	72	Jake Phillips	9	320	180	2039	2219	246.6
Jonathan Grimes	10	0-0	0-0	0-0	0	0-0	0	0	60	Jonathan Grimes	10	145	877	0	877	87.7
D.J. McAulay	8	0-0	0-0	0-0	0	0-0	0	0	48	R.J. Archer	9	76	90	387	477	53.0
Chase Hill	7	0-0	0-0	0-0	0	0-0	0	0	42	T. Riggins	8	39	322	0	322	40.2
Jake Phillips	3	0-0	0-0	0-0	0	0-0	0	0	18	C. Marriner	8	29	141	0	141	17.6
Rob Varno	3	0-0	0-0	0-0	0	0-0	0	0	18	DeBrian Holmes	8	17	59	0	59	7.4
Elliott Mack	3	0-0	0-0	0-0	0	0-0	0	0	18	Thomas Schonder	5	7	54	0	54	10.8
Derek Cox	3	0-0	0-0	0-0	0	0-0	0	0	18	Elliott Mack	7	1	11	0	11	1.6
R.J. Archer	2	0-0	0-0	0-0	0	0-0	0	0	12	D.J. McAulay	10	1	5	0	5	0.5
David Caldwell	2	0-0	0-0	0-0	0	0-0	0	0	12	Ryan Woolfolk	7	1	2	0	2	0.3
C. Marriner	1	0-0	0-0	0-0	0	0-0	0	0	6	TEAM	6	8	-42	0	-42	-7.0
Thomas Schonder	1	0-0	0-0	0-0	0	0-0	0	0	6	Total.....	10	644	1699	2426	4125	412.5
Jimmy Hobson	1	0-0	0-0	0-0	0	0-0	0	0	6	Opponents.....	10	699	1553	1806	3359	335.9
David Miller	0	0-0	5-5	0-0	0	0-0	0	0	5							
Total.....	44	11-13	44-44	0-0	0	0-0	0	0	341							
Opponents.....	30	10-18	29-30	0-0	0	0-0	0	1	241							

FIELD GOALS	FGM-FGA	Pct	01-19	20-29	30-39	40-49	50-99	Lg	Blk
Brian Pate	11-13	84.6	0-0	1-1	7-8	3-4	0-0	43	1

FG SEQUENCE	W&M	OPPONENTS
NC State	(43)	(39), (33)
VMI	(42)	(38), 43
Norfolk State	-	(45), 50
Villanova	32	38, (23)
New Hampshire	(32)	28, 44
Delaware	(32), (33)	35, (32)
Rhode Island	(37), (39)	(40)
Towson	41, (29), (39)	35
Northeastern	(35)	28, (22)
James Madison	(43)	(21), (40)

Numbers in (parentheses) indicate field goal was made.

PUNTING	No.	Yds	Avg	Long	TB	FC	I20	Blkd
David Miller	41	1673	40.8	60	8	5	11	1
TEAM	1	0	0.0	0	0	0	0	0
Total.....	42	1673	39.8	60	8	5	11	1
Opponents.....	54	2132	39.5	62	2	11	18	1

KICKOFFS	No.	Yds	Avg	TB	OB	Retn	Net	YdLn
Brian Pate	56	3236	57.8	2	6			
David Miller	6	328	54.7	0	0			
Total.....	62	3564	57.5	2	6	1052	40.5	29
Opponents.....	48	2942	61.3	7	2	954	41.4	28

2008 William and Mary Football
W&M Overall Individual Statistics (as of Nov 15, 2008)
All games

ALL PURPOSE	G	Rush	Rec	PR	KOR	IR	Tot	Avg/G
Jonathan Grimes	10	877	302	0	513	0	1692	169.2
D.J. McAulay	10	5	701	0	0	0	706	70.6
Elliott Mack	7	11	404	71	33	0	519	74.1
Chase Hill	9	0	371	0	0	0	371	41.2
T. Riggins	8	322	32	0	0	0	354	44.2
Rob Varno	10	0	330	0	0	0	330	33.0
David Caldwell	10	0	0	7	161	62	230	23.0
Derek Cox	10	0	0	125	0	99	224	22.4
Jake Phillips	9	180	0	0	0	0	180	20.0
C. Marriner	8	141	34	0	0	0	175	21.9
DeBrian Holmes	8	59	24	0	42	0	125	15.6
Terreon Conyers	10	0	119	0	0	0	119	11.9
Alex Gottlieb	8	0	84	0	8	0	92	11.5
R.J. Archer	9	90	0	0	0	0	90	10.0
Thomas Schonder	5	54	0	0	0	0	54	10.8
Terrell Wells	3	0	0	0	45	0	45	15.0
David Houff	10	0	0	1	0	32	33	3.3
Cameron Dohse	7	0	18	0	0	0	18	2.6
Ryan Woolfolk	7	2	3	0	12	0	17	2.4
Josh Rutter	6	0	0	0	0	9	9	1.5
Evan Francks	10	0	0	0	0	9	9	0.9
Ben Cottingham	9	0	0	0	0	6	6	0.7
S. Alexander	10	0	0	5	0	0	5	0.5
M. Alvarado	10	0	0	0	0	4	4	0.4
Jimmy Hobson	10	0	4	0	0	0	4	0.4
TEAM	6	-42	0	0	0	0	-42	-7.0
Total.....	10	1699	2426	209	814	221	5369	536.9
Opponents.....	10	1553	1806	121	1012	106	4598	459.8

2008 William and Mary Football
W&M Overall Defensive Statistics (as of Nov 15, 2008)
All games

DEFENSIVE LEADERS	GP	Tackles			TFL/Yds	Sacks No-Yds	Pass Def			Fumbles		Blkd	
		Solo	Ast	Total			Int-Yds	BrUp	QBH	Rcv-Yds	FF	Kick	Saf
6 David Caldwell	10	42	29	71	6.0-34	1.0-9	1-62	2	.	1-0	1	.	.
32 Jake Trantin	10	44	26	70	5.5-14	0.5-4	1-0	3	1	.	2	.	.
97 Adrian Tracy	10	34	28	62	14.0-59	8.5-51	.	1	6	.	.	1	.
5 Michael Pigram	10	34	26	60	4.0-11	.	.	2	1	1-0	.	.	.
44 Josh Rutter	6	27	22	49	5.5-20	1.0-3	1-9	2	.	.	1	.	.
26 M. Alvarado	10	23	22	45	1.0-3	.	2-4	3	.	.	.	1	.
93 Sean Lissemore	10	15	28	43	6.5-39	3.0-18
21 Evan Francks	10	17	24	41	2.0-3	.	1-9	1	.	1-0	.	.	.
37 Derek Cox	10	29	9	38	2.0-8	.	4-99	5
24 Ben Cottingham	9	22	10	32	.	.	1-6	.	.	1-0	.	.	.
92 Michael Stover	10	11	15	26	4.5-13	1.5-8	.	1
17 R. Livingston	8	15	8	23	.	.	1-0	1
99 H. Robertson	10	10	13	23	0.5-0	.	.	1
42 Fred Johnson	7	8	15	23	.	.	1-0	3
95 C.J. Herbert	10	15	8	23	5.5-24	2.0-14	.	1	2	.	1	.	.
94 R. Pradhanang	8	13	8	21	2.0-4	0.5-1	.	1
40 Kyle O'Brien	10	8	9	17
50 Todd Reyher	10	10	6	16
22 David Houff	10	11	4	15	.	.	2-32
52 Marcus Hyde	6	7	4	11	2.5-15	2.0-15	.	.	1
41 S. Alexander	10	4	3	7	1	.
29 James Neal	4	2	3	5
36 Nick Downey	3	2	3	5
96 Daniel Pulley	6	1	3	4	1.0-9	1.0-9
15 Chase Hill	9	4	.	4
48 Wes Steinman	1	.	3	3	0.5-3
38 Terrell Wells	3	3	.	3	1.0-1	.	.	1
16 R.J. Archer	9	2	.	2
80 Brian Pate	10	1	1	2
68 James Pagliaro	2	1	1	2
56 C.J. Muse	10	1	.	1
27 Brian Thompson	1	.	1	1
31 Jake O'Connor	7	1	.	1
83 Gareth Hissong	10	.	1	1
72 Keith Hill, Jr.	10	1	.	1
66 Derek Toon	7	1	.	1
23 T. Riggins	8	1	.	1
4 D.J. McAulay	10	1	.	1
43 Jimmy Hobson	10	.	1	1
11 Jake Phillips	9	1	.	1
2 Elliott Mack	7	1	.	1
Total.....	10	423	334	757	64-260	20-128	15-221	28	11	4-0	5	3	.
Opponents.....	10	371	290	661	44-172	16-113	12-106	35	5	11-24	11	2	1

2008 William and Mary Football
W&M Combined Team Statistics (as of Nov 15, 2008)
All games

RECORD:	OVERALL	HOME	AWAY	NEUTRAL
ALL GAMES.....	(7-3-0)	(4-1-0)	(3-2-0)	(0-0-0)
CONFERENCE.....	(5-2-0)	(2-1-0)	(3-1-0)	(0-0-0)
NON-CONFERENCE.....	(2-1-0)	(2-0-0)	(0-1-0)	(0-0-0)

DATE	OPPONENT	W/L	SCORE	ATTEND
Sep 06, 2008	at NC State	L	24-34	56694
Sep 13, 2008	VMI	W	52-17	10624
Sep 20, 2008	NORFOLK STATE	W	42-12	10152
*Oct 04, 2008	#14 VILLANOVA	L	28-38	10632
*Oct 11, 2008	at #4 New Hampshire	W	38-34	13255
*Oct 18, 2008	at Delaware	W	27-3	21949
*Oct 25, 2008	RHODE ISLAND	W	34-24	9383
*Nov 01, 2008	at Towson	W	34-14	3168
*Nov 08, 2008	NORTHEASTERN	W	38-17	8231
*Nov 14, 2008	at #1 James Madison	L	24-48	14330

* denotes conference game

RUSHING	GP	Att	Gain	Loss	Net	Avg	TD	Long	Avg/G
Jonathan Grimes	10	145	891	14	877	6.0	7	67	87.7
T. Riggins	8	39	324	2	322	8.3	0	53	40.2
Jake Phillips	9	59	287	107	180	3.1	3	21	20.0
C. Marriner	8	29	155	14	141	4.9	1	19	17.6
R.J. Archer	9	23	123	33	90	3.9	2	27	10.0
DeBrian Holmes	8	17	63	4	59	3.5	0	14	7.4
Thomas Schonder	5	7	59	5	54	7.7	1	33	10.8
Elliott Mack	7	1	11	0	11	11.0	0	11	1.6
D.J. McAulay	10	1	5	0	5	5.0	0	5	0.5
Ryan Woolfolk	7	1	2	0	2	2.0	0	2	0.3
TEAM	6	8	0	42	-42	-5.2	0	0	-7.0
Total.....	10	330	1920	221	1699	5.1	14	67	169.9
Opponents.....	10	394	1823	270	1553	3.9	15	64	155.3

PASSING	GP	Effic	Att-Cmp-Int	Pct	Yds	TD	Lng	Avg/G
Jake Phillips	9	146.96	261-165-11	63.2	2039	21	65	226.6
R.J. Archer	9	129.07	53-28-1	52.8	387	3	51	43.0
Total.....	10	143.94	314-193-12	61.5	2426	24	65	242.6
Opponents.....	10	116.79	305-185-15	60.7	1806	15	50	180.6

RECEIVING	GP	No.	Yds	Avg	TD	Long	Avg/G
D.J. McAulay	10	37	701	18.9	8	65	70.1
Jonathan Grimes	10	37	302	8.2	2	51	30.2
Chase Hill	9	34	371	10.9	7	44	41.2
Rob Varno	10	30	330	11.0	3	26	33.0
Elliott Mack	7	25	404	16.2	3	44	57.7
Terreon Conyers	10	10	119	11.9	0	21	11.9
Alex Gottlieb	8	5	84	16.8	0	30	10.5
C. Marriner	8	4	34	8.5	0	14	4.2
T. Riggins	8	3	32	10.7	0	15	4.0
DeBrian Holmes	8	3	24	8.0	0	9	3.0
Cameron Dohse	7	2	18	9.0	0	10	2.6
Jimmy Hobson	10	2	4	2.0	1	3	0.4
Ryan Woolfolk	7	1	3	3.0	0	3	0.4
Total.....	10	193	2426	12.6	24	65	242.6
Opponents.....	10	185	1806	9.8	15	50	180.6

FIELD GOALS	FGM-FGA	Pct	01-19	20-29	30-39	40-49	50-99	Lg	Blk
Brian Pate	11-13	84.6	0-0	1-1	7-8	3-4	0-0	43	1

SCORING	TD	FGs	Kick	Rush	Rcv	Pass	DXP	Saf	Points
Brian Pate	0	11-13	39-39	0-0	0	0-0	0	0	72
Jonathan Grimes	10	0-0	0-0	0-0	0	0-0	0	0	60
D.J. McAulay	8	0-0	0-0	0-0	0	0-0	0	0	48
Chase Hill	7	0-0	0-0	0-0	0	0-0	0	0	42
Elliott Mack	3	0-0	0-0	0-0	0	0-0	0	0	18
Derek Cox	3	0-0	0-0	0-0	0	0-0	0	0	18
Jake Phillips	3	0-0	0-0	0-0	0	0-0	0	0	18
Rob Varno	3	0-0	0-0	0-0	0	0-0	0	0	18
R.J. Archer	2	0-0	0-0	0-0	0	0-0	0	0	12
David Caldwell	2	0-0	0-0	0-0	0	0-0	0	0	12
Jimmy Hobson	1	0-0	0-0	0-0	0	0-0	0	0	6
Thomas Schonder	1	0-0	0-0	0-0	0	0-0	0	0	6
C. Marriner	1	0-0	0-0	0-0	0	0-0	0	0	6
David Miller	0	0-0	5-5	0-0	0	0-0	0	0	5

TEAM STATISTICS	W&M	OPP
FIRST DOWNS.....	213	181
Rushing.....	89	90
Passing.....	113	80
Penalty.....	11	11
RUSHING YARDAGE.....	1699	1553
Yards gained rushing...	1920	1823
Yards lost rushing....	221	270
Rushing Attempts.....	330	394
Average Per Rush.....	5.1	3.9
Average Per Game.....	169.9	155.3
TDs Rushing.....	14	15
PASSING YARDAGE.....	2426	1806
Att-Cmp-Int.....	314-193-12	305-185-15
Average Per Pass.....	7.7	5.9
Average Per Catch.....	12.6	9.8
Average Per Game.....	242.6	180.6
TDs Passing.....	24	15
TOTAL OFFENSE.....	4125	3359
Total Plays.....	644	699
Average Per Play.....	6.4	4.8
Average Per Game.....	412.5	335.9
KICK RETURNS: #-YARDS....	38-814	49-1012
PUNT RETURNS: #-YARDS....	21-209	13-121
INT RETURNS: #-YARDS....	15-221	12-106
FUMBLES-LOST.....	17-11	10-4
PENALTIES-YARDS.....	44-388	56-469
PUNTS-AVG.....	42-39.8	54-39.5
TIME OF POSSESSION/GAME..	28:20	31:40
3RD-DOWN CONVERSIONS....	51/119	54/156
4TH-DOWN CONVERSIONS....	6/8	12/19

INTERCEPTIONS	No.	Yds	Avg	TD	Long
Derek Cox	4	99	24.8	2	45
M. Alvarado	2	4	2.0	0	4
David Houff	2	32	16.0	0	28
Evan Francks	1	9	9.0	0	9
Ben Cottingham	1	6	6.0	0	6
David Caldwell	1	62	62.0	1	62
Jake Trantin	1	0	0.0	0	0
R. Livingston	1	0	0.0	0	0
Fred Johnson	1	0	0.0	0	0
Josh Rutter	1	9	9.0	0	9
Total.....	15	221	14.7	3	62
Opponents.....	12	106	8.8	0	47

PUNTING	No.	Yds	Avg	Long	TB	FC	I20	Blkd
David Miller	41	1673	40.8	60	8	5	11	1
TEAM	1	0	0.0	0	0	0	0	0
Total.....	42	1673	39.8	60	8	5	11	1
Opponents.....	54	2132	39.5	62	2	11	18	1

PUNT RETURNS	No.	Yds	Avg	TD	Long
Derek Cox	10	125	12.5	1	89
Elliott Mack	8	71	8.9	0	15
S. Alexander	1	5	5.0	0	0
David Houff	1	1	1.0	0	3
David Caldwell	1	7	7.0	0	0
Total.....	21	209	10.0	1	89
Opponents.....	13	121	9.3	0	19

KICK RETURNS	No.	Yds	Avg	TD	Long
Jonathan Grimes	21	513	24.4	1	97
David Caldwell	8	161	20.1	0	29
DeBrian Holmes	3	42	14.0	0	18
Elliott Mack	2	33	16.5	0	18
Terrell Wells	2	45	22.5	0	26
Alex Gottlieb	1	8	8.0	0	8
Ryan Woolfolk	1	12	12.0	0	12
Total.....	38	814	21.4	1	97
Opponents.....	49	1012	20.7	0	40