



## 2008 WILLIAM & MARY TRIBE FOOTBALL GAME NOTES




**William and Mary  
Tribe  
(2-2, 0-1 CAA)**

**Vs.**



**No. 4 New Hampshire  
Wildcats  
(4-0, 1-0 CAA)**



[www.tribeathletics.com/gameday.html](http://www.tribeathletics.com/gameday.html)

### Game Day Information

WILLIAM AND MARY "TRIBE" (2-2, 0-1 CAA) vs. No. 4 NEW HAMPSHIRE "WILDCATS" (4-0, 1-0 CAA)

**Kickoff:** Noon, Saturday, Oct. 11, 2008

**Site:** Cowell Stadium (6,500, Artificial Grass)

**Radio:** 11:30 p.m. - Tribe Football Radio Network, including [www.TribeAthletics.com](http://www.TribeAthletics.com) (See next page)

**All-Time Series:** W&M leads, 9-2; W&M leads series in Durham, 3-1

**Last Meeting:** William and Mary won, 42-10, on Oct. 8, 2005 in Williamsburg

**Head Coaches:** Jimmye Laycock (184-136-2/29th season); Sean McDonnell (64-47/10th season)

### First and 10

William and Mary will play its first conference road game of the season when it takes on No. 4 New Hampshire this Saturday at noon in Durham, N.H. The Tribe controls the all-time series, 9-2, and has won the last five meetings. Additionally, W&M owns a 3-1 all-time record versus UNH in Durham. The College enters Saturday's contest as one of the most productive offensive teams in the country, ranking 11th nationally in scoring offense (36.5 ppg). Much of the Tribe's offensive production has come on the ground, as the team currently ranks 26th in the country with 180.5 yards rushing per contest. Defensively, W&M has been outstanding against the pass and ranks eighth nationally in passing defense. A big part of that success has been the Tribe's ability to get to opponents' quarterbacks, as junior defensive end Adrian Tracy ranks among the nation's top 10 in sacks per game (0.88). New Hampshire is coming off a bye week and enters the contest with a 4-0 record overall and a 1-0 mark in conference play. The Wildcats' defense has been tough against the run and is allowing just 91.2 yards per game on the ground; the figure leads the conference and ranks 20th in the nation.

### 2008 Tribe Schedule

Date	Opponent	Score/Time
Sept. 6	at N.C. State	L, 34-24
Sept. 13	VMI	W, 52-17
Sept. 20	NORFOLK STATE	W, 42-12
Oct. 4	VILLANOVA*	L, 38-28
Oct. 11	at New Hampshire*	Noon
Oct. 18	at Delaware*	Noon
Oct. 25	RHODE ISLAND*	1 p.m.
Nov. 1	at Towson*	Noon
Nov. 8	NORTHEASTERN*	7 p.m.
Nov. 15	at James Madison*	6 p.m.
Nov. 22	RICHMOND*	Noon

\*CAA conference game

### 2008 Wildcats Schedule

Date	Opponent	Score/Time
Sept. 6	at Army	W, 28-10
Sept. 13	at Rhode Island*	W, 51-43
Sept. 20	ALBANY	W, 32-24
Sept. 27	at Dartmouth	W, 42-6
Oct. 11	WILLIAM AND MARY*	Noon
Oct. 18	at Northeastern*	Noon
Oct. 25	TOWSON*	Noon
Nov. 1	HOFSTRA*	Noon
Nov. 8	at Villanova*	3:30 p.m.
Nov. 15	MASSACHUSETTS*	Noon
Nov. 22	at Maine*	Noon

\*CAA conference game

### Table of Contents

Media Information . . . . .	2
W&M Football Radio Network . . . . .	2
W&M Sports Information Staff . . . . .	2
Projected Depth Chart and Start Chart . . . . .	3
This Week's Opponent: New Hampshire . . . . .	4
Tale of the Tape . . . . .	4
W&M Football Quick Facts . . . . .	5
W&M Football Game Notes . . . . .	5
The Tribe in 2008 . . . . .	6
Scouting the 2008 Opponents . . . . .	6
CAA Football Information . . . . .	7
National Rankings . . . . .	8
Tribe Football Record Watch . . . . .	9-10
2008 W&M Quarterback Club Awards . . . . .	13
Senior Profile: Michael Pigram . . . . .	14-15
Head Coach Jimmye Laycock . . . . .	16
W&M Football Rosters . . . . .	17-18
Season Game-By-Game Starters . . . . .	19
Tribe in the Red Zone . . . . .	19
W&M Single-Game Highs . . . . .	20
Opponent Single-Game Highs . . . . .	21
Long Plays of the Season . . . . .	21
Top Offensive Performances . . . . .	22
Scoring Drives Chart . . . . .	23
The Last Time It Happened . . . . .	24
W&M Single-Game Records . . . . .	25
Individual Career-Highs . . . . .	26
Career Statistics . . . . .	28
2008 Game-By-Game Results . . . . .	29
2008 Season Statistics . . . . .	31



# MEDIA INFORMATION

## W&M Media Relations Staff

Pete Clawson (Primary Football Contact)  
Assistant A.D., Media Relations  
(O) 757-221-3369 (E) pmclaw@wm.edu

Rob Turner (Football Contact)  
Associate Sports Information Director  
(O) 757-221-3370 (E) rrtturn@wm.edu

Kris Sears (Associate SID)  
(O) 757-221-3368 (E) kasear@wm.edu

Jake Skipper (Associate SID)  
(O) 757-221-3344 (E) jcskip@wm.edu

Scott Burns (Intern)  
(O) 757-221-3344 (E) sburns@wm.edu

**Zable Stadium Press Box Phone:** 757-221-3414

**Sports Information Fax:** 757-221-3412

**Web Site:** www.TribeAthletics.com

### Mailing Address:

751 Ukrop Way  
Williamsburg, VA 23185

## Weekly CAA Football Coaches Call

Every Monday beginning Aug. 25 CAA football coaches will participate in teleconferences for the media from 10:00-12:10 (EST). Each coach will have a 10-minute slot to discuss his team and answer questions from the media. Members of the media are strongly encouraged to participate in the questioning. For the access number and password contact Scott Meyer in the CAA office at (804) 754-1616, x20.

- 10:00 CAA football update
- 10:10 Mike London, Richmond
- 10:20 Jimmie Laycock, William & Mary
- 10:30 Andy Talley, Villanova
- 10:40 Rocky Hager, Northeastern
- 10:50 Mickey Matthews, James Madison
- 11:00 Jack Cosgrove, Maine
- 11:10 Don Brown, Massachusetts
- 11:20 Darren Rizzi, Rhode Island
- 11:30 K.C. Keeler, Delaware
- 11:40 Sean McDonnell, New Hampshire
- 11:50 Dave Cohen, Hofstra
- 12:00 Gordy Combs, Towson

## CAA Football Press Box Phone Numbers

Delaware	302-831-6199/302-831-2186
Hofstra	516-463-5247
James Madison	540-568-6521
Maine	207-581-1049
Massachusetts	413-545-3550
New Hampshire	603-862-2585
Northeastern	617-566-5956
Rhode Island	401-874-4616
Richmond	804-355-6110
Towson	410-704-3102
Villanova	610-519-5290
William and Mary	757-221-3414

## Interviews

All requests for interviews must be directed through the Sports Information Office. Players are available Monday morning until noon Thursday. Please call either Pete Clawson, or Rob Turner, with interview requests.

## Weekly Press Conference

A press conference with head coach Jimmie Laycock will be held every Tuesday at noon at the Hospitality House in Williamsburg. Lunch is served around noon, followed by opening remarks and a question and answer session with Coach Laycock. Interviews with selected players will follow the luncheon. Please confirm your attendance with Pete Clawson in the Sports Information Office at least 24 hours in advance.

## Game Credentials

Please make all press and photo requests at least one week in advance. Tickets and parking passes can be mailed with one week's notice. If not, tickets can be picked up, with proper credentials, at the Will Call Window at Zable Stadium on the morning of the game. **\*\*PARKING PASSES CANNOT BE LEFT AT WILL CALL\*\***

## Press Parking

Parking for members of the working press is available just southeast of Zable Stadium in front of the Sadler Center. Parking is limited and media members are encouraged to arrive early.

## Photographers

Please observe the NCAA rules, which prohibit photographers between the 25 yard lines.

## Press Box Services

Located atop the East grandstand of Zable Stadium at Cary field, the press box officially opens two hours prior to kickoff. Pregame notes, flip cards and programs will be available prior to the start. Complete halftime statistics, as well as final team and individual statistics, are available immediately following the game.

## Radio

Visiting radio lines may be rented by non-conference opponents through the Sports Information Office at a cost of \$75 per line. The radio booth for the visiting team is located at the south end of the press box on the lower level. Radio stations should make arrangements with the Sports Information Office at least a month in advance. Requests for the line will be honored on a first-come, first-served basis.

## Visiting Film Crews

Space will be allotted in the West Press Box for film and video crews of visiting teams' coaches' shows. We will provide two spots per team.

## Post-Game Procedures

Head coach Jimmie Laycock and the visiting coach will be available about 10 minutes after the game in an interview area located in the Laycock Football Center. Individual W&M players' names should be given to Pete Clawson during the fourth quarter and they will be made available in the interview room.

## The William and Mary Football Radio Network

The W&M Athletics Department is in its third year of a partnership for the Tribe Radio Network with local stations, 92.3 FM "The Tide" and 107.9 FM "WBACH", as the network's Co-Flagships.

The partnership provides the College with solid coverage of the peninsula, as the station's combined footprint reaches from eastern areas of Richmond to the western parts of Norfolk. Tribe fans in Richmond will also be able to catch the action on 1450AM WCLM, which returns for its fourth season as an affiliate. Also, as usual, long-standing network member WBRG, AM 1050 of Lynchburg is back to carry all the action for 2007.

In addition to the radio coverage, all broadcasts can be heard live on the web at www.TribeAthletics.com, free of charge.

The College's long-standing broadcast team of team of Jay Colley and Bob Sheeran remain in place to deliver all the action of Tribe football over the airwaves.

### William and Mary Radio Network Affiliates

"The Tide"	92.3 FM	Williamsburg
WBACH	107.9 FM	Williamsburg
WBRG	1050 AM	Lynchburg
WCLM	1450 AM	Richmond



# DEPTH CHART



## Offensive Depth Chart: New Hampshire Game

Pos.	No.	Name	Elg.	Ht.	Wt.	Notes
WR	2	Elliott Mack	SR	6-0	195	Has recorded a TD reception in each of the last three games
	15	Chase Hill	SO	6-2	192	Hauled in four catches for 37 yards against Villanova
WR	4	D.J. McAulay	JR	5-11	180	Leads the team with five TD receptions
	81	Cameron Dohse	SO	6-0	177	Had 31 catches for 557 yards and five TDs in '07
TE	98	Rob Varno	JR	6-5	218	Tied for the team lead with 14 catches
	86	Alex Gottlieb	FR	6-3	230	Earned first collegiate action vs. VMI
LT	77	Jake Marcey	RFR	6-4	308	Earned first career start at N.C. State and has started all four games
	62	Thomas McCutcheon	JR	6-5	325	Earned playing time as a reserve this season
LG	79	Michael Grant	SR	6-5	296	Started 14 of the last 15 games
	66	Derek Toon	SO	6-3	278	Earned first career start at LG against VMI
C	53	Luke Hiteshew	SR	6-1	304	Started last 15 games; team's strongest lineman
	75	Eric O'Brien	SR	6-1	270	Earned playing time as a reserve this season
RG	56	C.J. Muse	JR	6-4	315	Started the last 17 games; made one start at RT (vs. NSU)
	63	Chris Sutton	RFR	6-2	267	Earned first career start against NSU
RT	72	Keith Hill, Jr.	SO	6-4	315	Returned to starting lineup after missing NSU game
	67	Kyle Allison	SO	6-2	300	Earned playing time as a reserve this season
QB	11	Jake Phillips	SR	6-3	209	Threw four TD passes in the win against Norfolk State
...OR	16	R.J. Archer	JR	6-2	218	Made first career start at QB versus Villanova; threw for 307 yards
RB	25	Courtland Marriner	SO	6-2	190	Saw first action of the season vs. NSU, totaling 4 yds on six carries
...OR	8	DeBrian Holmes	SR	5-9	198	Saw first action of the season vs. NSU, totaling 7 yds on six carries
TB	34	Jonathan Grimes	FR	5-10	206	Recorded 324 all-purpose yards against Villanova
	23	Terrence Riggins	SO	6-1	234	Leads the team with 261 yards rushing (87.0 ypg)

## Defensive Depth Chart: New Hampshire Game

Pos.	No.	Name	Elg.	Ht.	Wt.	Notes
DE	97	Adrian Tracy	JR	6-4	244	Ranks eighth in the nation with 1.75 TFL per game
	52	Marcus Hyde	RFR	6-3	223	Recorded first career sack against Villanova
DT	93	Sean Lissemore	JR	6-4	274	Registered a half sack in each of the last two games
	96	Daniel Pulley	JR	6-3	272	Has five total tackles this season
DT	99	Harold Robertson	RFR	6-0	290	Has eight total tackles this season
	92	Mike Stover	SO	6-3	253	Totaled 10 tackles with 1.0 TFL this season
DE	95	C.J. Herbert	JR	6-3	264	Recorded a TFL and a forced fumble vs. NSU
	40	Kyle O'Brien	SO	6-0	246	Honored as the W&M QB Club Special Teams POW vs. NSU
MLB	44	Josh Rutter	SR	6-3	222	Totaled 15 total tackles (12 solo) against Villanova
	50	Todd Reyher	SR	6-0	218	Has seven total tackles this season
WLB	5	Michael Pigram	SR	5-10	219	Tallied six total tackles vs. NSU
	21	Evan Francks	SO	5-11	212	Totaled three tackles and a TFL against NSU
SLB	32	Jake Trantin	RFR	6-1	232	Recorded a career-high nine tackles (seven solo) versus Villanova
	41	Sheldon Alexander	JR	6-1	205	Blocked a punt against Villanova
CB	24	Ben Cottingham	SO	5-9	163	Earned a career-high seven tackles (five solo) against Villanova
	42	Fred Johnson	JR	6-1	190	Totaled three PBU against NSU
SS	6	David Caldwell	JR	5-11	213	Ranks second on the team with 27 total tackles
	22	David Houff	SR	6-1	199	Picked off his second pass of the season vs. NSU
FS	26	Michael Alvarado	SO	6-0	194	Blocked a field goal attempt versus Villanova
	17	Robert Livingston	JR	6-3	195	Tallied an INT in his first action of the season vs. NSU
CB	37	Derek Cox	SR	6-1	186	Returned INT 34 yards against NSU, also has 44-yd TD INT return (NCSU)
	3	B.W. Webb	FR	5-11	175	True freshman, who is challenging for playing time

## Special Teams Depth Chart: New Hampshire Game

Pos.	No.	Name	Elg.	Ht.	Wt.	Notes
KR	34	Jonathan Grimes	FR	5-10	206	Returned a kickoff 97 yards for a touchdown against Villanova
	6	David Caldwell	JR	5-11	213	Totaled 138 return yards this season
PR	2	Elliott Mack	SR	6-0	195	Leads the team with 71 punt return yards
	37	Derek Cox	SR	6-1	186	Returned five punts for 16 yds
PK/KO	80	Brian Pate	JR	5-9	175	2-for-3 on FG attempts this season, both conversions longer than 40 yds
	87	David Miller	SO	6-0	180	Converted all five extra-point attempts vs. NSU
P	87	David Miller	SO	6-0	180	Averaging 41.0 yds per punt
	80	Brian Pate	JR	5-9	175	W&M's place-kicker
H	16	R.J. Archer	JR	6-2	218	Team's returning starting place-holder
	7	Mike Callahan	SO	5-11	190	Reserve quarterback
LS	15	Chase Hill	SO	6-2	192	First year as starting long-snapper
	75	Eric O'Brien	SR	6-1	270	Reserve center
SS	56	C.J. Muse	JR	6-4	315	Handled short-snap duties last season
	57	Mike Schrifft	RF	6-2	286	Reserve offensive lineman

## Start Chart

Offense	2008	Streak	Career
Hiteshew (C)	4	15	24
Phillips (QB)	3	-	19
Mack (WR)	4	11	18
Archer (QB)	1	1	17
Muse (RG)	4	17	17
Grant (LG)	3	2	14
Dohse (WR)	1	-	10
McAulay (WR)	4	4	8
Marriner (TB)	-	-	7
Varno (TE)	4	4	4
Marcey (LT)	4	4	4
Holmes (TB)	-	-	3
Riggins (TB)	3	-	3
Hill (WR)	3	2	3
Hill Jr. (RT)	2	-	2
Sutton (RG)	2	2	2
Toon (OL)	1	-	1
Grimes (TB)	1	1	1

Defense	2008	Streak	Career
Rutter (ILB)	4	15	29
Cox (CB)	4	15	27
Herbert (DT)	4	26	26
Tracy (DE)	4	26	26
Pigram (OLB)	4	4	23
Caldwell (SS)	4	16	16
Lissemore (DT)	4	8	14
Livingston (FS)	-	-	11
Houff (S)	-	-	4
Robertson (DT)	4	4	4
Trantin (OLB)	4	4	4
Cottingham (CB)	4	4	4
Alvarado (FS)	4	4	4
Alexander (S)	-	-	1
Stover (DT)	-	-	1

## Longest Active Streaks

C.J. Herbert (DT)	26
Adrian Tracy (DE)	26
C.J. Muse (RT)	17
David Caldwell (SS)	16
Derek Cox (CB)	15
Luke Hiteshew (C)	15
Josh Rutter (ILB)	15
Elliott Mack (WR)	11
Sean Lissemore (DT)	8

## Most Career Starts (Active)

Josh Rutter (ILB)	29
Derek Cox (CB)	27
C.J. Herbert (DT)	26
Adrian Tracy (DE)	26
Luke Hiteshew (C)	24
Michael Pigram (OLB)	23
Jake Phillips (QB)	19
Mack (WR)	18



# This Week's Opponent

## New Hampshire Offensive Depth Chart

QB	12	R.J. Toman	SO	6-1	195
	14	Kevin Decker	RFR	6-3	180
RB	27	Chad Kackert	JR	5-8	190
	38	Robert Simpson	SR	6-1	200
WR	1	Matt O'Brien	SR	5-7	175
	23	Terrance Fox	SO	5-9	170
SE	83	Mike Boyle	SR	5-8	190
	88	Kevon Mason	SO	6-4	210
FL	82	J.T. Wright	SO	6-1	195
	22	Travis Negron	JR	5-10	175
TE	89	Scott Sicko	JR	6-3	235
	85	Kamal Mohammed	JR	6-5	230
LT	79	Josh Droesh	SR	6-6	290
	77	Seth Price	JR	6-6	280
LG	76	Chris McClurg	SR	6-3	300
	78	Dan Larkin	JR	6-4	300
C	65	Tom Neill	JR	6-4	290
	53	Chris Zankoski	FR	6-2	290
RG	58	Eric Cumba	SR	6-2	315
	68	George Pecoraro	RFR	6-5	280
RT	59	Andrew Elwell	SR	6-3	290
	70	Jayson Elmore	RFR	6-3	260

## New Hampshire Defensive Depth Chart

CB	9	Dino Vasso	SO	5-10	175
	26	Ryan Hinds	JR	6-1	195
OLB	33	Hugo Souza	SO	5-11	205
	40	Mike Perkins	SO	5-11	200
DE	98	Brian McNally	RFR	6-4	250
	48	Dan Ruhl	JR	6-1	240
DT	95	Jordan Long	JR	6-3	285
	62	John Murray	RFR	6-3	260
DT	91	Steve Young	SO	6-4	285
	92	Lance Mailloux	SO	6-1	240
DE	97	Kevin Peters	JR	6-1	240
	93	Kyle Maroney	JR	6-2	240
LB	34	Matt Parent	SR	6-1	245
	44	Devon Jackson	SO	6-1	235
LB	4	Sean Ware	JR	6-2	235
	39	John Duffey	RFR	6-2	215
OLB	10	Maurice Duper	SR	5-11	200
	43	John Greer	SO	6-1	205
FS	17	Terrence Klein	JR	5-11	195
	8	Ryan McGuinness	RFR	6-1	195
CB	7	John Clements	SR	5-11	185
	20	Kyle Flemings	RFR	5-11	185

## New Hampshire Special Teams Depth Chart

K	21	Tom Manning	JR	6-1	215
	18	Tom Bishop	SR	6-0	215
P	18	Tom Bishop	SR	6-0	215
	99	Ryan Glasgow	JR	6-4	200
H	12	R.J. Toman	SO	6-1	195
	14	Kevin Decker	RFR	6-3	180
LS	34	Matt Parent	SR	6-1	245
	48	Dan Ruhl	JR	6-1	240
KR	27	Chad Kackert	JR	5-8	190
	83	Mike Boyle	SR	5-8	190
PR	83	Mike Boyle	SR	5-8	190
	23	Terrance Fox	SO	5-9	170

## Tale of the Tape

### Tribe vs. Wildcats

Pos.	W&M	UNH	Pos.
WR & TE	6-1/198	5-11/185	DB
OF Backs	6-1/202	6-0/221	LB
OL & TE	6-4/293	6-3/265	DL
DL	6-3/268	6-3/287	OL/TE
LB	6-1/224	5-11/193	OF Backs
DB	5-11/189	5-9/187	WR/TE

\* Averages reflect those of starters only.

## All-Time Series With New Hampshire

Series Record: W&M leads, 9-2

Series Record in Williamsburg: W&M leads, 6-1

Series Record in Durham: W&M leads, 3-1

Series Record at Neutral Sites: n/a

First Meeting: Oct. 5, 1988; W&M won, 33-31, in Williamsburg

## Last 10 All-Time Series Meetings

Year	Date	Result	VU Score	W&M Score	Location
1993	Sept. 4	W	14	27	Williamsburg
1995	Sept. 23	W	0	39	Durham, N.H.
1996	Oct. 5	W	7	31	Williamsburg
1997	Sept. 20	L	24	22	Durham, N.H.
1998	Oct. 24	L	31	19	Williamsburg
2001	Sept. 29	W	28	38	Williamsburg
2002	Oct. 19	W	27	34	Durham, N.H.
2003	Nov. 15	W	28	38	Williamsburg
2004	Sept. 18	W	7	9	Durham, N.H.
2005	Oct. 8	W	10	42	Williamsburg

## New Hampshire Series Notes

A Win vs. New Hampshire Would ...

- Stand as the highest-ranked opponent the College has beaten since downing then No. 1 New Hampshire, 42-10 in 2005.
- Mark the sixth-straight win over the Wildcats ... UNH last defeated William and Mary 31-19 during the Tribe's Homecoming contest in 1998.
- Stand as the Tribe's first road win over a ranked opponent since 2006, when the College upset a then 21st-ranked Towson squad, 29-28 (which is also the last Tribe win over a ranked opponent – since that game, team is 0-6 vs. ranked FCS teams).
- Be the Tribe's third-straight win in Cowell Stadium. The last time the College lost on Mooradian Field was during the 1997 season, when then UNH Coach Bill Bowes orchestrated a 24-22 upset over a then No. 2 ranked Tribe squad.
  - Mark the first time the team has won the league road opener since 2004, when the Tribe defeated a then 10th-ranked New Hampshire squad 9-7.
  - Be the Tribe's first road win of the season.
  - Be W&M's first conference win of the season.
  - Improve W&M's all-time record versus UNH to 10-2.
  - Be head coach Jimmye Laycock's 185th career win, and his 72nd in conference play.

## The Last Meeting

WILLIAMSBURG, Va. (10/8/05) -- Senior Stephen Cason returned the game's opening kickoff 92 yards for a touchdown, and W&M never looked back in upsetting top-ranked New Hampshire, 42-10, at Zable Stadium.

Junior tailback Elijah Brooks churned out 135 yards and four touchdowns on a career-high 32 carries, and the Tribe held UNH's high-scoring offensive attack scoreless in the second half to pick up W&M's first win over a No. 1-ranked team.

Brooks scored on a 7-yard run in the first quarter, and sophomore quarterback Mike Potts found senior Josh Lustig for a 9-yard touchdown pass on the first play of the second quarter to give W&M a 21-0 lead.

UNH responded with a quick five-play, 79-yard drive that resulted in a 5-yard touchdown run by John McCoy, but Brooks answered with a 1-yard scoring run with just over two minutes remaining in the half. Wildcats' kicker Connor McCormack hit a 33-yard field goal as time expired in the opening half to cut the deficit to 28-10, but that was as close as UNH would get.

Brooks scored on a 15-yard scamper, that was set up by junior Leonard Muldrow's punt block, in the third quarter and plowed into the end zone from four yards out with 4:26 remaining to set the final margin.

W&M caused four turnovers in the game, including two interceptions, one each by Cason and sophomore T.J. O'Neill, and three times stopped UNH on fourth down attempts.

	1	2	3	4	Final
New Hampshire	0	10	0	0	10
William and Mary	14	14	7	7	42



Linebacker Josh Rutter totaled eight tackles and recovered a fumble in W&M's 42-10 victory vs. No. 1 UNH in 2005.



## Team Notes

### Taming the Wildcats

As mentioned on page 4, the College has had some recent success against New Hampshire, winning the last five contests in the series. Perhaps making the success even more impressive is the fact that the Wildcats have held a national ranking in three of those five meetings, including a No. 1 national ranking before the team's loss in Williamsburg in 2005.

The series also has an interesting twist in the fact that UNH was the squad that upset William and Mary when the Tribe entered the contest with its school-record No. 2 national mark in 1997. That contest saw the College fall short, 24-22, losing on a last second turnover deep in UNH territory.

### Did You Know?

New Hampshire's Football Field, Andrew Mooradian Field, was named after a legendary Wildcat coach and administrator of the same name. Andrew Mooradian spent more than 40 years working within the UNH Athletics Department and was one of the national leaders behind the creation of the football subdivision now known as Football Championship Series.

Mooradian's son, Todd, is currently a distinguished associate professor within the College of William and Mary's nationally acclaimed Mason Business School. Todd has been on the William and Mary's faculty since 1990 and has been involved in helping mentor countless numbers of William and Mary student/athletes.

### The Last Time...

William & Mary played on October 11th was during the 2003 season. The Tribe fell to Massachusetts in Williamsburg, 24-14.

### One Tough Conference

Much has been made of the current strength of the CAA Football Conference, as the league has consistently put no less than five teams in the national Top 25 throughout the season's opening month. One more way of measuring the league's strength is a glance at the national rankings in strength of schedule (as posted on the NCAA's official statistical home at NCAA.com). In its current rankings (which is based upon a team's future opponent's win/loss record), the league has five teams ranked in the national top 15, with the College holding down the No. 15 position (as its combined future opponents have a winning percentage of .545 – or 20 wins vs. 17 losses).

Counting last Saturday's game with then 14th-ranked Villanova (now national No. 9), five of the Tribe's last eight games are against nationally ranked teams (No. 4 UNH, No. 24 Delaware, No. 1 James Madison and No. 5 Richmond).

### Crowded

By attracting 10,632 fans last week as they hosted Villanova, the College has now placed five-digit crowds in seven of its last eight home games (the lone exception was the 9,400 the team drew for its contest with Liberty last season).

The College ended the 2007 season averaging 10,699 fans per contest, which was the highest figure for the program since the 1997 season (when the College readjusted its capacity figure for Zable from 15,000 to 13,279 – then reduced further to its current 12,259). It was the second consecutive year the squad had re-set the record under the new configuration.

Through three home games this season, the Tribe is averaging 10,469 devoted fans. The final three home games include the homecoming game against Rhode Island (10/25), Northeastern (11/08), and Richmond in the final game of the season (11/22).

### Tribe Talk

New for Tribe fans this season is the online streaming broadcast of W&M Football Head Coach Jimmye Laycock's weekly radio show, sponsored by Prudential McCardle Realty and Chesapeake Bank. The broadcast is aired locally on Williamsburg WBACH 107.9

FM on Thursdays at 12:30 p.m. The online broadcast can be heard by visiting TribeAthletics.com and clicking on the Coach's Show link. Fans in the area are encouraged to attend, as the event takes place on the spacious back porch at The Backfin Restaurant. The Backfin is located on 3701 Strawberry Plains Rd, Williamsburg, VA (757-565-5430).

## Offensive Notes

### Scoring the CAA

Coming into the weekend's action, the College features the league's third highest scoring offense, as the Tribe is averaging 36.5 points per game. Through four games the Green & Gold have amassed 146 points on 20 touchdowns and two field goals. One factor that has contributed to this scoring spree has been the team's effectiveness in the red zone.

On 10 total ventures inside the opposition's 20-yard line, the College has cashed in touchdowns eight times. In the only two times the Tribe has failed to score on a red zone opportunity, the first came on the season's very first chance (and, by coincidence, the year's first possession) as it fumbled from the NC State 20-yard line in the season opener in Raleigh. The second came last week when Villanova knocked down a Tribe 32-yard field goal attempt on the game's first possession. After the miss, the Tribe cashed in on its final two red zone chances.

## Statistical Breakdown

	W&M	NHU
<b>SCORING</b>	<b>146</b>	<b>153</b>
<i>Points per Game</i>	36.5	38.2
<b>FIRST DOWNS</b>	<b>80</b>	<b>82</b>
<i>Rushing</i>	35	33
<i>Passing</i>	39	47
<i>Penalty</i>	6	2
<b>RUSHING YARDAGE</b>	<b>722</b>	<b>807</b>
<i>Yards Gained</i>	829	889
<i>Yards Lost</i>	107	82
<i>Rushing Attempts</i>	129	147
<i>Average per Rush</i>	5.6	5.5
<i>Average per Game</i>	180.5	201.8
<i>Rushing Touchdowns</i>	7	8
<b>PASSING YARDAGE</b>	<b>871</b>	<b>962</b>
<i>Att-Comp-Int</i>	120-67-7	120-84-5
<i>Average per Pass</i>	7.3	8.0
<i>Average per Catch</i>	13.0	11.5
<i>Average per Game</i>	217.8	240.5
<i>Passing Touchdowns</i>	10	10
<b>TOTAL OFFENSE</b>	<b>1593</b>	<b>1769</b>
<i>Total Plays</i>	249	267
<i>Average per Play</i>	6.4	6.6
<i>Average per Game</i>	398.2	442.2

## Tribe Quick Facts

Location: . . . . . Williamsburg, Va.  
 Founded: . . . . . 1693  
 Enrollment: . . . . . 5,500  
 Colors: . . . . . Green, Gold and Silver  
 Interim President: . . . . . W. Taylor Reveley, III  
 Chancellor: . . . . . Sandra Day O'Connor  
 Athletics Director: . . . . . Terry Driscoll  
 Stadium: . . . . . Walter J. Zable Stadium at Cary Field  
     Capacity: . . . . . 12,259  
     Surface: . . . . . FieldTurf Pro  
 NCAA Affiliation: . . . . . Division I FCS  
 Conference: . . . . . CAA Football Conference (Southern Division)  
 2006 Record: . . . . . 4-7 (2-6, Fifth)  
 Ticket Information: . . . . . (757) 221-3340  
 Website: . . . . . www.TribeAthletics.com

## New Hampshire Quick Facts

Location: . . . . . Durham, N.H.  
 Founded: . . . . . 1866  
 Enrollment: . . . . . 14,000  
 Colors: . . . . . Blue and White  
 President: . . . . . Dr. Mark Huddleston  
 Athletics Director: . . . . . Marty Scarano  
 Stadium: . . . . . Cowell Stadium  
     Capacity: . . . . . 6,500  
     Surface: . . . . . Artificial Grass  
 NCAA Affiliation: . . . . . Division I FCS  
 Conference: . . . . . Colonial Athletic Association Football (CAA)  
 2007 Record: . . . . . 7-5 (4-4, CAA)  
 Website: . . . . . www.unhwildcats.com  
 SID: . . . . . Scott Stapin  
     Office Phone: . . . . . (603) 862-3906  
     Email: . . . . . smstapin@cisunix.unh.edu



# Game Notes

## The Tribe in 2008

Overall:	2-2
At home:	2 - 1
Away:	0 - 1
On grass:	0 - 1
On turf:	2 - 1
At night:	2 - 1
CAA Football overall:	0 - 1
CAA Football home:	0 - 1
CAA Football road:	0 - 0
By Month:	
August:	0 - 0
September:	2 - 1
October:	0 - 1
November:	0 - 0

When scoring first	2 - 0
When opponent scores first	0 - 2
When leading at half	2 - 0
When trailing at half	0 - 2
When tied at half	0 - 0
When leading after 3 qtrs	2 - 0
When trailing after 3 qtrs	0 - 2
When tied after 3 qtrs	0 - 0
When out-passing opponent	2 - 1
When out-rushing opponent	2 - 1
When out-gaining opp. (total off.)	2 - 0
When out-gained by opp.	0 - 2
When leading TOP	0 - 0
When trailing TOP	2 - 2
With an individual 100-yd rusher	1 - 0
With an individual 200-yd passer	1 - 1
With opponent 100-yd rusher	1 - 1
With opponent 200-yd passer	0 - 1
When leading turnover ratio	1 - 0
When trailing turnover ratio	1 - 2

## Scouting 2008 Opponents This Week

**N.C. STATE** (2-4), vs. Florida State, 7:30 p.m.  
 Last Week: L, vs. Boston College, 38-31  
**VMI** (2-3), vs. Coastal Carolina, 1:30 p.m.  
 Last Week: L, vs. Richmond, 56-16  
**NORFOLK STATE** (2-2), at South Carolina State, 1:30 p.m.  
 Last Week: BYE  
**VILLANOVA** (4-1, 2-0), BYE  
 Last Week: W, at William and Mary, 38-28  
**NEW HAMPSHIRE** (4-0, 1-0), vs. William and Mary, Noon  
 Last Week: BYE  
**DELAWARE** (2-3, 0-1), vs. Maine, 6 p.m.  
 Last Week: L, at UMass, 17-7  
**RHODE ISLAND** (2-4, 0-2), at Towson, 3 p.m.  
 Last Week: W, vs. Brown, 37-13  
**TOWSON** (2-4, 0-2), vs. Rhode Island, 3 p.m.  
 Last Week: L, vs. Northeastern, 35-17  
**NORTHEASTERN** (2-3, 1-0), at UMass, Noon  
 Last Week: W, at Towson, 35-17  
**JAMES MADISON** (5-1, 3-0), at Richmond, 3:30 p.m.  
 Last Week: W, vs. Hofstra, 56-0  
**RICHMOND** (4-2, 2-1), vs. JMU, 3:30 p.m.  
 Last Week: W, at VMI, 56-16

## Ready R.J.

Junior quarterback R.J. Archer proved to be more than a capable stand-in for injured senior starter Jake Phillips (foot) last week against Villanova. Archer strung together impressive numbers, passing for 307 yards on 21 completions in 37 in pass attempts. The strong effort included a 44-yard touchdown strike to Elliot Mack in the second half. The lone blemish came at the end of the game when Archer's deep ball was intercepted with just 1:20 remaining. Archer also showed a nose for the end zone as a ball carrier, as he provided two scores with his feet on runs of one and three yards.

The 6-2, 220-pound product of Earlysville, Va. was moved to the position last spring because of his athleticism and arm strength, and both were clearly on display against the 14th-ranked Wildcats. After completing three of his first four pass attempts to open the game, Archer hit a rough-patch, completing only five of his next 14 attempts in finishing the first half with 75 passing yards on eight completions in 18 attempts. But he came out in the second half with all guns blazing, including leading a three-play, 75-yard drive on the Tribe's opening possession of the third quarter. Archer connected on tosses of 21, 10 and 44-yards and put the squad in the end zone in just :41 seconds. He kept the hot-hand over the remaining 30 minutes of play, completing 13 of 19 attempts for 232 yards.

Prior to the game against Villanova, Archer had seen limited action in all three games of the season, but had only attempted nine passes (with four completions) for 49 yards.

With Archer's touchdown pass to Mack, he now has throw for two career touchdowns (the first coming in the season opener against N.C. State).

## Interesting

Archer's 307-yard performance was the most for a William and Mary quarterback making his first career collegiate start for the College since eventual All-American and multiple time first-team all-conference selection Mike Cook fired for 313 yards in his 1996 debut in the team's season-opener at Central Florida.

The Tribe record for passing yards in the first career start is held by Stan Yagiello, who put together a 414-yard performance against Miami of Ohio in the first game of the 1982 season. The most recent first-time starter to throw for 300-yards came during the 1997 season, when Steve Fill threw for an even 300-yards in the team's 38-25 win over James Madison. That afternoon saw Fill make his first career start for an injured Mike Cook. Cook was hurt during the season's second game (at VMI) and was replaced in the next game by then redshirt freshman Daron Pope. Pope started the next two games, before succumbing to injuries himself.

## Record Breaking

With the 307-yard plus passing performance, Archer now has become the first player in school history to have a 300-yard passing game and a 100-yard receiving afternoon to his credit. Archer, who had played 22-straight games at receiver for the College coming into this season, went over the 100-yard mark in receiving yards in the Tribe's upset of then 21st-ranked Towson in 2006 when he had six grabs for 122 yards.

Also, he is one of the select few to have a career touchdown pass, reception and rushing touchdown to his credit. The last player to claim the feat was all-conference tailback Elijah Brooks (2004-06), who finished his three-year Tribe career with 22 rushing TDs, two receiving scores and one TD pass (he completed a half-back pass for six yards in the team's win over Towson in 2006).

For the record, current Tribe running backs coach David Corley, Jr., became one of two Tribe players (the other being Bernie Marrazzo) to complete the feat in a single game, when he turned in a running, throwing and a receiving touchdown in the team's Homecoming win over Maine on Oct. 30, 1999.

## Fantastic Frosh

True freshman tailback Jonathan Grimes has maximized the opportunities created by injuries in the Tribe's backfield. With sophomore starter Terrence Riggins out last week due to injury, the freshman stepped-up and set a true-freshman school record of 324 total yards against the Wildcats by rushing for 58 yards and racking up freshman records for receiving yards (105 on six grabs) and return yards (161 yards on four kick returns).

The outstanding effort earned him national honors, as he was selected as the *Sports Network's* National Special Teams Player of the Week (for week ending Oct. 5) and was named as the Colonial Athletic Association's Rookie and Special Teams Player of the Week. He has now been named as the league's outstanding rookie twice in four games this season, with the other time being in the Tribe's win over VMI on Sept. 13

Included in Grimes' afternoon against Villanova was a 51-yard scamper on a screen pass from R.J. Archer in the fourth quarter, which set up a Tribe score. On special teams, he electrified Zable Stadium with a 97-yard kickoff return for the team's first touchdown of the day, and the Tribe's first kickoff return for a score since Steven Cason blazed 92 yards to pay dirt with the opening kick of the team's 2005 upset of then No. 1 ranked New Hampshire. He also contributed a 35-yard run on the team's second play for scrimmage.

The kick return stood as Grimes' fifth total touchdown of the season, as he has found the end zone three times as a ball carrier, and once each as a receiver and kick returner. He is currently tied with junior receiver D.J. McAulay for the team lead in scoring, with 30 total points on the season.

In the team's win over Norfolk State, Grimes' racked up 71 yards on just nine carries. Grimes ran for a score and contributed a receiving touchdown in the contest. Including in his outing versus the Spartans was a 38-yard scoring run, which stands as his career-long rush.

Grimes earned the league's Rookie of the Week honors for his strong performance against VMI, where he powered for 97 rushing yards and scored two TDs on just five carries, contributed two receptions for 15 yards and returned a kick for 24 yards.

The rushing total against VMI stands as the most for a Tribe freshman since Fitzgerald ran for 137 vs. Richmond in the last



game of the 1992 season.

### Frosh First

Grimes joins his current backfield mate, Riggins, as the only true freshman tailback to carry the ball for the Tribe since the 1992 season, when Derek Fitzgerald was the team's leading rusher with 865 yards on 175 attempts.

Grimes is currently second in the CAA in All Purpose yards, averaging 154.5 per game, behind New Hampshire's Chad Kackert's 222 per game. He is also tied for fifth in scoring average with 7.5 points per game (tied with teammate D.J. McAulay).

*[Editor's note: Former Tribe All-America WR Dominique Thompson and standout receiver Josh Lustig each recorded a single carry during his true freshman season in 2001.]*

### In the Rankings

By averaging an eye-catching 36.2 yards per kick return (on six total attempts), Grimes currently ranks third in the NCAA (with the national leader being Hampton's Teel with an average of 43.22) and is first in the CAA. Grimes' average of 154.50 yards a game in all-purpose yards ranks him second in the league and 21st nationally.

As a team, the College's kick-return squad 27.06 yards a return, which ranks second nationally.

### Did You Know?

Grimes is the first Tribe tailback to go over the 100-yard receiving mark since Alan Williams (1989-92) turned in back-to-back 100-plus yard receiving efforts during the 1991 season (vs. Delaware and Navy, respectively, in the season's second and third games).

### Did You Know II?

Grimes' 38-yard scoring scamper vs. Norfolk State was the longest rushing touchdown for the College from scrimmage since then junior fullback Nick Rogers burst for a 38-yard score vs. James Madison in 2002. That same year also saw the last scoring run longer than 38-yards, which came courtesy of then redshirt freshman tailback Steven Hargrove, who scooted 50-yards to pay dirt in the team's 62-31 win over VMI.

### Long Distance

When it comes to long distance plays, Grimes has been exceptional for the College, as he has already accounted for eight plays of 20, or more, yards on the season (four passing and four receiving).

On the season, the team has produced 24 total plays over 20 yards (15 passing, nine rushing).

### Irony or Coincidence?

The last Tribe player to accumulate more all-purpose yards in a single game was Komlan Lonergan, who rang up 325 all-purpose yards in the team's league-title clinching victory against Villanova in 2001. Lonergan had 143 rushing yards, 163 kickoff return yards and 20 receiving yards in helping the College earn a 47-44 win against the Wildcats. Lonergan's afternoon included a 75-yard run and a 78-yard kickoff return.

### Chart Climbing

Should Phillips play Saturday, he will enter the contest against New Hampshire with a career total of 5,643 passing yards, the seventh-highest mark in school history. He is now only 62 yards shy of Shawn Knight's sixth-place career total of 5,705 yards (1991-94).

With four touchdown passes in his last action in the team's win over Norfolk State, Phillips moved up one spot to sixth on the all-time chart with 44 touchdown passes for his career. He now sits just three TD connections away from passing Tribe great Shawn Knight (1991-94) into the school's fifth position. In terms of total offense, his 6,157 career yards ranks him seventh in school history. He needs 252 total yards to move into the No. 6 position (past Knight's total of 6,408 yards).

After his performances through the first three games, Phillips has moved up the record board and now ranks sixth on the school's all-time pass completions (425) and seventh in passing attempts (743).

(See Phillips' progress on the career chart listings on page 9)

### Paydirt

As mentioned previously, Jake Phillips threw for four touchdowns against Norfolk State. The last time Phillips threw for four TDs in a single game came during his redshirt freshman season (2005) when he tossed four scoring strikes in just over a quarter's worth of action in the team's thrilling 44-41 double overtime win at Northeastern.

### A Tough Job

Coming into the 2008 season, junior tight end Rob Varno faced a daunting task: filling the shoes of honorable mention tight end Drew Atchison, who graduated in 2007 and went on to become a free agent signee with both the Cowboys and Dolphins. So far, through four games, Varno is proving that he is more than up to the task, becoming a go to receiver in the middle of the field.

Last week against Villanova, Varno recorded a career-high six catches and racked up 58 yards, just two shy of his personal record of 60 against VMI. Varno is currently the third leading receiver on the Tribe's potent offense, racking up 156 yards on 14 completions and scoring one touchdown.

## CAA FOOTBALL CONFERENCE

### 2008 CAA Football Standings

South	CAA	Overall	H	A
James Madison	3-0	5-1	4-0	1-1
Villanova	2-0	4-1	2-0	2-1
Richmond	2-1	4-2	2-0	2-2
William and Mary	0-1	2-2	2-1	0-1
Delaware	0-1	2-3	2-0	0-3
Towson	0-2	2-4	2-1	0-3

North	CAA	Overall	H	A
New Hampshire	1-0	4-0	1-0	3-0
Northeastern	1-0	2-3	1-0	1-3
Massachusetts	1-1	3-2	2-0	1-2
Hofstra	1-1	2-3	1-1	1-2
Maine	0-2	2-3	1-1	1-2
Rhode Island	0-2	2-4	2-1	0-3

### Around CAA Football This Week

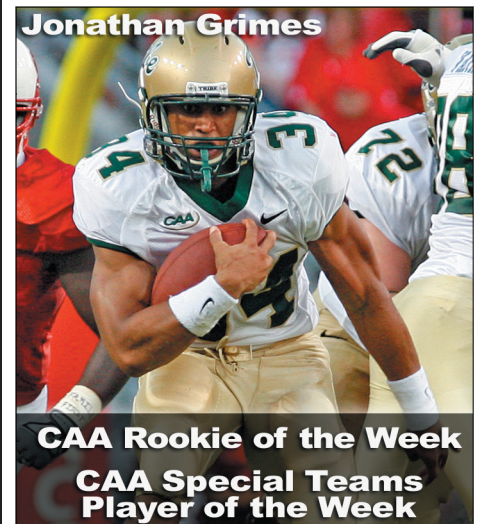
Saturday, Oct. 11	Time/TV
UMass at Northeastern	Noon/CSN, CSS
<b>William and Mary at New Hampshire</b>	<b>Noon</b>
Hofstra at Bucknell	1 p.m.
James Madison at Richmond	3:30 p.m./CSN, CSS
Rhode Island at Towson	3 p.m.
Maine at Delaware	6 p.m./CSN

### Last Week's CAA Football Results

Towson 17, Northeastern 35  
 Rhode Island 37, Brown 13  
 VMI 16, Richmond 56  
 James Madison 56, Hofstra 0  
 William and Mary 28, Villanova 38  
 UMass 17, Delaware 7

### Last Week's CAA Football Players of the Week

Offense: Derek Cassidy Rhode Island, QB  
 Defense: Josh Jennings, Massachusetts, LB  
 Special Teams: Jonathan Grimes, William and Mary, RB  
 Rookie: Jonathan Grimes, William and Mary, RB



**Jonathan Grimes**  
**CAA Rookie of the Week**  
**CAA Special Teams Player of the Week**



# Game Notes

## National Rankings

### CAA Football in the National Polls

Sports Network (Oct. 6)	FCS Coaches (Oct. 6)
James Madison (1)	James Madison (1)
New Hampshire (4)	New Hampshire (4)
Richmond (5)	Richmond (5)
Villanova (9)	Massachusetts (11)
Massachusetts (13)	Villanova (13)
Delaware (24)	Delaware (20)

### Sports Network FCS Top 25 - Oct. 6 Poll

Team (First Place Votes)	Record	Last Week
1. James Madison (104)	5-1	1
2. Appalachian State (4)	3-2	2
3. McNeese State (1)	2-1	4
4. New Hampshire (2)	4-0	5
5. Richmond	4-2	6
7. Elon	5-1	7
8. Wofford	3-1	9
9. Villanova	4-1	14
10. Northern Iowa	3-2	10
11. North Dakota State	3-2	17
12. Montana	4-1	3
13. Massachusetts	3-2	18
14. Central Arkansas	4-1	19
15. Liberty	5-0	20
16. Southern Illinois	2-2	13
17. Western Illinois	3-2	21
18. Northern Arizona	4-1	24
19. Jacksonville State	4-1	22
20. Furman	4-2	15
21. The Citadel	3-2	12
22. Weber State Wildcats	4-2	NR
23. Eastern Washington	2-3	11
24. Delaware	2-3	16
25. South Dakota State	3-3	23

### FCS Coaches Top 25 - Oct. 6 Poll

Team (First Place Votes)	Record	Last Week
1. James Madison (28)	5-1	1
2. Appalachian State	3-2	3
3. McNeese State	3-1	4
4. New Hampshire	4-0	5
5. Richmond	4-2	7
6. North Dakota State	3-2	6
7. Caly Poly	3-1	8
8. Northern Iowa	3-2	10
9. Wofford	3-1	9
10. Montana	4-1	2
11. Massachusetts	3-2	12
12. Elon	5-1	15
13. Villanova	4-1	16
14. Central Arkansas	4-1	19
15. Southern Illinois	2-2	11
16. Liberty	5-0	21
17. Northern Arizona	4-1	24
18. Jacksonville State	4-1	23
19. Western Illinois	3-2	22
20. Delaware	2-3	14
21. Furman	4-2	17
22. Eastern Washington	2-3	13
23. South Dakota State	3-3	18
24. Tennessee State	5-1	NR
25. The Citadel	3-2	20

## A Quartet of Backs

The Tribe tailback tandem of senior DeBrian Holmes and sophomore Courtland Marriner saw their first action of the 2008 season against Norfolk State. Their return to action makes for a very crowded backfield, as they join sophomore

Terrence Riggins (who missed last week's action with Villanova) and freshman Jonathan Grimes in what has been an extremely productive ground attack through three games, as the team has averaged 215.33 rushing yards a game. Holmes comes into the season as the squad's most experienced back, as he has rushed for a team-high 727 career yards, while Marriner was the team's leading rusher a season ago (518 yards on 115 attempts).

## Did You Know?

The College has not had a back average over 100 yards a contest since Alvin Porch average 119.6 yards a game in 1998. That season, Porch rushed for 1,316 yards, the school's record for an 11 game season (Robert Green rushed for the single-season record of 1,408 in 13 games during the 1990 season).

No Tribe back has led the league in rushing since the College's joined its current conference affiliation in 1993.

## D.J. McAulay

After missing all but one game last year after suffering a season-ending injury in the 2007 season opener vs. Delaware, McAulay and his big-play ability are making a welcomed return to the Tribe attack in 2008.

McAulay is the Tribe's leading receiver with 246 yards on 13 receptions while racking up five touchdowns in the first four games. He has averaged a solid 18.9 yards a reception and his five scoring plays have all been from over 22 yards. He currently is tied for fifth in the CAA in scoring average and seventh in receiving yards.

## Mack-Daddy

Some of McAulay's early season success can be attributed to the presence of fellow wideout, returning all-conference performer senior Elliott Mack. While Mack was uncharacteristically shut in the season opener at NC State (having a 40-plus yard catch called back), he got back into the swing of the offense vs. VMI, making a team-high tying four catches for 42 yards. Included in his evening's work was a nifty 11-yard catch and run for his first TD of the season.

Last week against the Wildcats of Villanova, Mack hooked up with Archer for a 44-yard touchdown strike, Mack's longest reception of the year. The catch also marked his third receiving touchdown in just four games. He ended his afternoon against Villanova with three catches for a season-best 83 yards.

Against Norfolk State, Mack continued his handiwork, hauling in four catches for a total of 63 yards and one touchdown. Mack, a team-quad captain, and his big-play potential are crucial to the team's success in '08, as he is the leading returning receiver from a season ago (46 catches for 849 yards and five TDs).

## Did You Know?

Mack's 44-yard TD catch against Villanova gave the senior from Irvington, N.J. 15 scoring grabs for his career, tying him with Kurt Wrigley (1980-82) for 10th on the school's all-time listing. As he moves through the season, literally his every scoring catch will advance him a position on the Tribe's career listing. Next on the chart is former All-American Dominique Thompson, who ended his career with the College with 16 total receiving TDs. (See the complete chart on Page 10 of this release).

With the three receptions vs. VU, Elliott Mack moved his career total to 98. Simple math will show he needs just two receptions to breach the 100 catch total for his career.

He also brings 1,663 career receiving yards to the field for the College.

## Hill Shines

Sophomore Chase Hill, after missing the VMI contest with a concussion suffered at North Carolina State, has continued to up his play, becoming one of Phillips' (and Archer's) favorite targets. Hill, who is valuable as the team's third receiver, continued his production, as he hauled in four receptions totaling 37 yards last week against Villanova. The week before, his three catches vs. the Norfolk State Spartans accounted for 22 yards.

## Protection

Tight end Alex Gottlieb, a 6-3, 230-pound native of Delray Beach, Fla., joined Grimes as the second member of the Tribe's 2008 recruiting class to see action as a true freshman. Gottlieb saw his first game action against VMI and has earned playing time in the last three games. Gottlieb rotated in on several series and has the potential to be an effective weapon on both the ground and passing attacks.

## Big Rig

Sophomore tailback Terrence Riggins had 30 yards on just four first-half attempts in his last action against Norfolk State before being forced from the game with an injury (which caused him to miss the game vs. Villanova). With his last complete game of work being a 180-yards effort against VMI three weeks ago on just 15 attempts (an average of 12 yards a tote), the 6-1, 234 lb Newport News, Va. native has the potential of becoming one of the league's featured ball carriers.

Prior to the injury, Riggins has been lighting up opponents on the ground, averaging 8.4 yards per carry during the 2008 season (running for 261 yards on 31 attempts) and his per game average of 87.0 yards ranks fifth in the Colonial Athletics Association.

Riggins' career night against the Keydets, featured a career-long run of 53 yards on first play of second half, which led directly





to the team's first TD of the new stanza. He also had a 39-yard scamper in the first quarter and finished the first half with 108 yards on just nine carries. Riggins only touched ball six more times over final 30 minutes. The 180 rushing yards is the 10th-best single game total in school history. The last time a Tribe back rushed for more yards came in 2002 (Jon Smith vs. UNH – 198 yards).

### 30 Is A Magic Number

Since taking over the program in 1980, Laycock has coached a total of seven teams that have averaged 30, or more, points per game. Five of those seven teams participated in postseason play. The average number of victories among the seven teams is 8.6.

For the record, previous to Laycock's tenure on campus, the only other team in Tribe history that averaged better than 30 points per game was the 1946 squad, which produced 34.7 points a game. The following is a complete listing of all the teams in school history to average better than 30 points per game:

#### Rank Team Scoring Avg. Final Record

1. 1993 36.8 9-3
2. 1990 35.9 10-3
3. 2004 34.7 11-3  
1946 34.7 8-2
5. 1991 31.8 5-6
6. 1998 31.5 7-4
7. 1996 30.3 10-3
8. 2001 30.2 8-4

### Defensive Notes

#### Much Improved

With the return of nine starters from last year's defensive unit, the Tribe entered the 2008 season looking to improve upon its performance from a season ago when it allowed nearly 400 yards of total offense per game (225.7 rushing/167.5 passing). Through its first four games, W&M has dramatically improved upon those numbers, allowing just 318 yards per game (176.5 rushing/141.5 passing). The total defense stat ranks third in the conference and 29th nationally.

Particularly effective against the pass, the College enters this weekend ranked eighth nationally in pass defense and 13th in the country in pass efficiency defense.

#### Taking it to the Next Level

After posting impressive seasons during his first two years at the College, junior defensive end Adrian Tracy has played even better in '08. The Sterling, Va., native currently ranks tied for eighth nationally with 1.75 TFL per game and tied for 10th in the country with .88 sacks per game. Tracy ranks second in the conference in both categories.

#### Rutter's Big Effort vs. Villanova

Senior linebacker Josh Rutter led the Tribe defensively against Villanova, nearly equaling a career high with 15 total tackles. Additionally, he established a career high with 12 solo stops and equaled a career high with 1.5 TFL, including a sack.

#### Block That Kick

W&M's special teams unit came up big versus Villanova last weekend. In addition to Jonathan Grimes' 97-yard kickoff return for a touchdown, the College blocked a pair of kicks. Sophomore Michael Alvarado blocked a second quarter field goal attempt, while junior Sheldon Alexander got his hands on a punt in the fourth quarter.

Alvarado's block marked the second consecutive game in which the Tribe blocked a field goal, as Adrian Tracy rejected an attempt versus Norfolk State that was returned 66 yards by David Caldwell for a touchdown.

#### Hyde Records First Career Sack

Redshirt freshman defensive end Marcus Hyde registered his first career sack in the third quarter versus Villanova when he tackled VU's quarterback six yards behind the line of scrimmage.

#### Career Day

Sophomore cornerback Ben Cottingham and redshirt freshman linebacker Jake Trantin both posted career efforts against Villanova. Cottingham recorded seven total tackles (five solo) versus the Wildcats, while Trantin finished with nine total stops (seven solo).

#### On the Ball

After forcing just six fumbles all of last season, the Tribe has already caused four thus far this year. W&M caused, and recovered, a pair of fumbles in the victory against VMI, while it caused two fumbles with one recovery in the win versus Norfolk State.

#### Getting Into the Backfield

The Tribe defensive unit has been effective stopping the opposition behind the line of scrimmage this season, totaling 29

### Tribe Record Watch (Through 2007 Season)

#### Passing Yards

1. Dave Corley, Jr., 1999-02	9805
2. Stan Yagiello, 1981-85	8249
3. Mike Cook, 1995-98	7295
4. Chris Hake, 1988-91	7025
5. Lang Campbell, 2001-2004	6494
6. Shawn Knight, 1991-94	5705
7. <b>Jake Phillips, 2005-</b>	<b>5643</b>
8. Chris Garrity, 1979-81	4536
9. Tom Rozantz, 1975-78	4019
10. Dan Darragh, 1965-67	3361

#### Total Offense

1. Dave Corley, Jr., 1999-02	10948
2. Stan Yagiello, 1981-85	8168
3. Mike Cook, 1995-98	7245
4. Lang Campbell, 2001-2004	7149
5. Chris Hake, 1988-91	7058
6. Shawn Knight, 1991-94	6408
7. <b>Jake Phillips, 2005</b>	<b>6157</b>
8. Tom Rozantz, 1975-78	5385
9. Bill Deery, 1972-74	4589
10. Chris Garrity, 1979-81	4320

#### Pass Attempts

1. Stan Yagiello, 1981-85	1246
2. Dave Corley, Jr., 1999-02	1168
3. Chris Garrity, 1979-81	913
4. Mike Cook, 1995-98	872
5. Chris Hake, 1988-91	869
6. Lang Campbell, 2001-2004	763
7. <b>Jake Phillips, 2005-</b>	<b>743</b>
8. Tom Rozantz, 1975-78	696
9. Shawn Knight, 1991-94	580
10. Dan Darragh, 1965-67	535

#### Pass Completions

1. Stan Yagiello, 1981-85	737
2. Dave Corley, Jr., 1999-02	676
3. Mike Cook, 1995-98	540
4. Chris Hake, 1988-91	523
5. Lang Campbell, 2001-2004	495
6. <b>Jake Phillips, 2005-</b>	<b>425</b>
7. Chris Garrity, 1979-81	407
8. Shawn Knight, 1991-94	380
9. Tom Rozantz, 1975-78	315
10. Dave Murphy, 1980-83	288

#### Touchdown Passes

1. Dave Corley, Jr., 1999-02	73
2. Mike Cook, 1995-98	62
3. Lang Campbell, 2001-2004	54
4. Stan Yagiello, 1982-85	51
5. Shawn Knight, 1991-94	46
6. <b>Jake Phillips, 2005-</b>	<b>44</b>
7. Chris Hake, 1988-91	43
8. Buddy Lex, 1946-49	36
9. Dan Darragh, 1965-67	30
10. Chris Garrity, 1979-81	27



# Game Notes

## Receiving Yards

1. Rich Musinski, 2000-03	4168
2. Dave Conklin, 1996-99	3269
3. Chris Rosier, 1997-00	2884
4. Harry Mehre, 1985-88	2748
5. Jeff Sanders, 1981-84	2352
6. Corey Ludwig, 1990-93	2349
7. Joe Nicholas, 2004-07	2278
8. Terry Hammons, 1991, 1993-95	2134
9. Dominique Thompson, 2001-2004	2123
10. Mike Tomlin, 1991-94	2054
-- Elliott Mack, 2005-	1633

## Touchdown Receptions

1. Rich Musinski, 2000-03	31
2. Dave Conklin, 1996-99	27
3. Harry Mehre, 1985-88	26
4. Mike Tomlin, 1991-94	20
Joe Nicholas, 2004-07	20
6. Chris Rosier, 1997-00	19
7. Vito Ragazzo, 1948-50	18
8. Josh Whipple, 1994-96	17
9. Dominique Thompson, 2001-04	16
10. Kurt Wrigley, 1980-82	15
-- Elliott Mack, 2005-	14
-- D.J. McAulay, 2005-	8

## Field Goals

1. Greg Kuehn, 2002-05	59
2. Steve Christie, 1986-89	57
3. Brian Shallcross, 1994-97	48
4. Brett Sterba, 1998-00	46
5. Brian Morris, 1982-85	30
6. Steve Libassi, 1976-79	26
7. Chris Dawson, 1991-93	22
8. Terry Regan, 1972-74	17
9. Dan Mueller, 1988-91	14
10. Laszlo Mike-Meyer, 1980-81	13
-- Brian Pate, 2007-	11

## 2008 Honor Roll

### Jonathan Grimes

- TSN National Special Teams Player of the Week
- CAA Special Teams Player of the Week (10/6)
- CAA Rookie of the Week (10/6)
- CAA Rookie of the Week (9/15)

### Adrian Tracy

- CAA Defensive Player of the Week (9/22)

tackles for a loss for 110 yards. The average of 7.3 TFL for 27.5 yards per game marks a significant improvement from last year's team that averaged 4.5 TFL for 16.2 yards per game.

## The Sticks are Staying Put

The Tribe's defense has been effective in limiting the opposition's first downs this season, allowing just 15.5 per contest. The stat marks significant improvement from last season's team that surrendered 21.9 first downs per contest.

In its season opener at N.C. State, W&M held the Wolfpack without a first down on its first eight possessions. NCSU's initial first down of the contest didn't come until its final possession of the first half, while the Wolfpack managed just 11 first downs during the entire game. The total was lowest allowed by the Tribe since surrendering just seven first downs against Liberty on Sept. 24, 2005.

## Early Stops

While the first quarter proved to be the Tribe's worst quarter defensively last season (allowing 12.5 points per game), W&M's defensive unit has been very impressive during the initial 15 minutes of action this year, allowing just 4.3 points per game.

## Why to Watch Third Downs

Third down stops played a key role in W&M's four triumphs last season, as the Tribe limited its opponents to a 30.2 percent conversion percentage. Conversely, in the College's seven losses, opponents registered a 49.4 percent success rate on third downs (49-for-99).

Thus far this season, W&M has allowed just 19 conversions on 66 opportunities (28.8 percent). W&M's best efforts have come against N.C. State (2-of-16) and Norfolk State (3-of-18).

## Sacking the Opposition

The Tribe's sack total is up significantly this season, recording 10 sacks for a loss of 63 yards. The '07 defensive unit totaled 10 sacks for a loss of 60 yards all of last season.

## Nearly Unbeatable When Holding the Opposition to Less Than 21 Points

During the last seven seasons, W&M has been nearly unbeatable when limiting the opposition to 21 points or less, posting a 27-1 record. The lone loss during the span came against Hofstra during the 2006 season when the Pride defeated W&M, 16-14, in Williamsburg on Sept. 30.

During the last 10 seasons, the Tribe owns a 39-2 record when holding the opposition to 21 points or less.

## In Case You Missed it ...

### Tracy Garners CAA Defensive Player of the Week Honors

After an outstanding performance in William and Mary's 42-12 victory against Norfolk State, junior defensive end Adrian Tracy was selected as the Colonial Athletic Association Defensive Player of the Week (for the week ending Sept. 20).

A force on the defensive line, Tracy registered a team-high six tackles versus the Spartans. Additionally, he tallied four tackles for a loss, 1.5 sacks and a blocked field goal, which was returned 66 yards for a touchdown by junior safety David Caldwell.

## Forcing Turnovers

The Tribe defensive unit came up big in the win against Norfolk State, as it forced the Spartans into five turnovers (four interceptions/one fumble recovery). Sophomore cornerback Ben Cottingham accounted for the fumble recovery and one interception, while senior Derek Cox, senior David Houff and junior Robert Livingston all picked off passes.

With the interceptions, Cox and Houff both increased their season total to two, as both DBs picked off passes in the season opener at N.C. State.

After missing the first two contests due to an injury, Livingston wasted little time making an impact as his interception came in his first action of the season.

## A Special Play

Perhaps the biggest play in the win against NSU came on special teams during the final minute of the first half when junior Adrian Tracy blocked NSU's 50-yard field goal attempt and junior David Caldwell returned it 66 yards for a touchdown, putting W&M ahead, 21-3.

Prior to the big play against NSU, the Tribe's last special teams touchdown off a block came during the 1996 season when Sean McDermott (now the defensive backs coach for the Philadelphia Eagles) returned a blocked punt 12 yards for a touchdown at Rhode Island.

## Big Returns for Cox

In addition to recording a pair of interceptions this season, senior all-conference cornerback Derek Cox has returned the picks for an average of 39.5 yards. Cox returned an interception 45 yards for a touchdown at N.C. State, while he returned his pick against Norfolk State 34 yards.



### Stopping Branche

Although Norfolk State's top running back, DeAngelo Branche, entered the contest against W&M ranked 19th nationally with 106.33 yards rushing per game, the Tribe defensive unit limited him to just 30 yards on 12 carries (2.5 yards per carry). In the preceding week, Branche piled up 180 yards on the ground versus North Carolina A&T.

W&M's effort against Branche marked the second time this season that the Tribe defense had shut down an opponent's leading rusher, as N.C. State's Andre Brown totaled just 43 yards on 17 carries (2.5 yards per carry). Brown ranked 11th on NCSU's all-time list for rushing yards and was coming off a 101-yard effort in the previous contest against South Carolina.

### Special Teams Impact

Sophomore Kyle O'Brien made a significant impact on special teams in the win against Norfolk State, registering four total tackles on kickoff coverage. For his effort, O'Brien was selected as the W&M Quarterback Club Special Teams Player of the Week.

### Honored

True Freshman Jonathan Grimes earned the Colonial Athletic Association's Rookie of the Week honors (for games ending Sept. 13) by rushing for 97 yards and two scores on just five carries vs. VMI. Grimes scored on runs of 29 and 12 yards on the evening, while averaging a gaudy 19.4 yards a carry. The talented Palmyra, NJ native also displayed an all-around game, as he contributed two catches for 15 yards and was outstanding in his pass protection responsibilities.

Grimes currently is the second leading rusher on the Tribe's offense, averaging 63.5 yards per game.

### Getting in a Groove

After throwing interceptions on two of his first three passes against VMI, Phillips settled down and threw nine consecutive pass completions for 126 yards and two touchdowns.

He ended the evening with 172 yards and three TDs, completing 13 of his 18 attempts. The returning all-conference signal caller also rushed for an additional score and 49 yards.

### Did You Know?

Riggins 53-yard rush versus VMI was one of three runs over 30 yards on the evening for the Tribe. All three would have stood as the team's season-long run in 2007 (as Phillips 30-yard rush was the team-high).

Taking it one step further, prior to the game with VMI the College hadn't had a back run for more than 30 yards from scrimmage since the 2004 season (when Elijah Brooks broke off a 56 yard run vs. Hampton University in the NCAA Playoffs, First Round).

### Caldwell Comes Up Big vs. VMI

Junior safety David Caldwell posted an outstanding effort in the win against VMI, leading the team with 10 tackles (four solo). The Montclair, N.J., native also forced a fumble, recovered a fumble and registered a tackle for a loss.

### First Career Sacks

Junior defensive tackle Daniel Pulley registered his first career sack when he tackled VMI quarterback Tim Maypray for a nine-yard loss on the final play of the third quarter.

Redshirt freshman linebacker Jake Trantin also tallied his first career half sack when he and junior defensive end Adrian Tracy tackled Maypray for an eight-yard loss on the contest's first play from scrimmage.

### Following an FBS Game

In five out of the last six years, the first game following a loss to an FBS opponent has resulted in a Tribe victory. This season, the Tribe bounced back from a loss at N.C. State to defeat VMI.

### Longstanding

With Sparky Woods taking over the Keydet program for the departed Jim Reid in 2008, Jimmie Laycock has now faced nine different head coaches at the VMI program since he first faced off against the squad in 1980 (29 years).

Taking it one step further, with Rhode Island and Richmond bringing new leaders to the side-lines for 2008, he will now have faced off against 26 different head coaches in his 15-years of league play (since first joining the conference in 1993).

### Another Streak Worth Noting

In addition to extending its winning streak against VMI to 23 games earlier this season, the Tribe extended its regular season non-conference home winning streak to seven. The Tribe extended that streak to eight games with the victory against Norfolk State the following weekend.

### What a Difference ...

... A year makes. Last season, the College's final two-deep of its top 44 players showed over half (24) as either freshmen or sophomores. The defense had 12 first or second year players, while the offense also had the same amount, including a pair freshman tailbacks and five first-year players filling the top six wide receiver positions. Defensively, only three seniors even took a snap during the entire season. By contrast, this year, the College opened with nine returning starters on both sides of the ball. Of these 18 returning starters, 14 are either juniors or seniors.

### Did You Know?

William and Mary Head Coach Jimmie Laycock is 19-9, all-time, in home openers. The Tribe snapped a two-game skid with the 52-17 win against VMI earlier this season.

### First Start

Eight Tribe players made their first career start at N.C. State (junior TE Rob Varno, sophomores Chase Hill, WR; Terrence Riggins, TB; Ben Cottingham, CB; and Michael Alvarado, S; and redshirt freshmen Jake Marcey, OT; Harold Robertson, DT; and linebacker Jake Trantin).

On the offensive side, despite it being their first starts, the returns on the group's production were overwhelmingly positive. Riggins had game- and career-high 51-rushing yards on 12 attempts (4.2), while Hill earned the team's Offensive MVP Award by collecting four receptions for a total of 45 yards and handling the long-snapping duties. Varno was very nearly equally as productive, as he had a career-high 31 receiving yards on three receptions. Despite having his hands full with a large and athletic Wolfpack defensive front, he was more than adequate in helping power the College to a very respectable offensive afternoon that saw the team roll to 303 total yards (including 115 yards on the ground).

### Freshman Connection

True freshman Jonathan Grimes saw significant game reps at tailback for the College against the Wolfpack (five carries for 31 yards). He was the only true frosh to see game action.

Last season, Riggins joined cornerback Terrell Wells and defensive tackle Michael Stover as the only true freshman to see playing time. In 2006, the Tribe played only two first-year players, including David Caldwell. The same was true for 2005, as only a pair of true freshmen saw playing time (linebacker Michael Pigram and wide receiver D.J. McAulay).

### Strong Against the Pass

N.C. State's 258 yards passing against the Tribe marked just the second time in the previous 13 games that an opponent has thrown for more than 220 yards against W&M. Last season, only Villanova was able to eclipse the mark (272).

Last season, the College surrendered a league-best 167.5 passing yards per game and held six opponents to less than 200 yards through the air. Additionally, the Tribe limited two opponents (VMI - 22 yds) and (JMU - 89) to less than 100 yards passing.

### Stopping the Wolfpack's Ground Attack

After allowing more than 225 rushing yards per game last season, W&M's defensive unit looked much improved in its season opener at N.C. State. The Tribe limited the Wolfpack to just 67 yards on 30 carries (2.2 yards per carry). It was the fewest rushing yards allowed by W&M since holding Towson to just 62 yards on Oct. 22, 2005.

Making the Tribe's effort versus N.C. State even more impressive is that it limited the Wolfpack's leading rusher, senior Andre Brown, to just 43 yards rushing on 17 carries (2.5 yds per carry). Brown ranked 11th on NCSU's all-time list for rushing yards and was coming off a 101-yard effort in the previous contest against South Carolina.

### What a Half

Although the Tribe trailed 14-0 at halftime against N.C. State, a look at the stat sheet offered a number of positives for W&M. In addition to allowing just three first downs in the opening two quarters of play, the College outgained the Wolfpack in total yards, 103-79. Additionally, despite kicking off to begin the game, W&M controlled the time of possession by more than three minutes.



## Game Notes

### Pick Six

Senior all-conference cornerback Derek Cox provided the individual defensive highlight in the season opener at N.C. State when he returned a fourth-quarter interception 45 yards for a touchdown. It marked the first time a Tribe player had accomplished the feat since Trevor McLaurin and James Miller both did so at Villanova during the 2005 season.

### Limiting the Penalties

After ranking as one of the nation's least-penalized teams last season, the Tribe got off to good start in '08 with just three infractions for 15 yards in the season opener at N.C. State.

W&M was the CAA's least-penalized team last year with only 49 infractions for 408 yards. The Tribe ranked sixth nationally with just 4.45 penalties per game and seventh in the country with just 37.09 penalty yards per game.

### Immediate Impact

Redshirt freshman Jake Trantin registered his first collegiate game action when he earned a starting nod at outside linebacker in the season opener at N.C. State. The Severn, Md., native wasted little time making an impact as he recorded a tackle for a loss on the initial play of the contest's first offensive series.

### Caldwell and Tracy Register Sacks

Junior defensive end Adrian Tracy and junior safety David Caldwell began the '08 season in impressive fashion, as both tallied a sack in the season opener at N.C. State. Tracy's big play came on a third-and-10 early in the second quarter that pushed the Wolfpack back 10 yards and forced a punt, while Caldwell made his stop behind the line of scrimmage on a third-and-nine later in the quarter that went for a loss of nine yards and forced another Wolfpack punt.

### Follow the Leader

In addition to being one of the Tribe's top defensive players, senior all-conference cornerback Derek Cox has been a tremendous leader for the College. Prior to the start of this season, he was elected as a team captain for the second straight year, making him just the fourth player in Laycock's 29-year tenure to earn the honor twice (the last being linebacker Mohammed Yousofi in 2001-02).

In addition to providing leadership on the football team, Cox has also demonstrated leadership on campus by serving as the president of W&M's Student-Athlete Advisory Council (SAAC), a group that serves as a liaison between William and Mary's athletes and the school's administration.

### New Look

The Tribe unveiled a new look for the uniforms in the season opener, as the team now features a script 'Tribe' logo on the helmet and nameplates on the jerseys.

In an informal polling of the recent Sports Information Directors at the College of William and Mary (going back to the 40's) shows that the nameplates are a first for the College.

Another change in apparel is on the helmets, where the College is using a script "Tribe" logo, in place of the "W&M" that had been the decal since the 2001 season. The program had used the script "Tribe" previously (from the early '80s) until the 2000 season.

### Did You Know?

The College's last significant change in uniform came in 2001, when it moved from green helmets to the current 'vegas' gold color and changed the pants from white (home) and green (road) to the same color ('vegas' gold).

It also saw the College win a share of the league title.

### Home Sweet Home

The Tribe will play six home games during the 2008 campaign. The last (and only) time during Laycock's 29-year tenure that the Tribe's schedule featured as many home contest came the 1988 season.

### Did You Know?

In Laycock's first six seasons at the helm, he was forced to play on the road seven times. The first five-game home schedule the Tribe played during his tenure (which began for the 1980 season) was in 1986. [Editor's Note: The five-game home schedule that season was almost certainly a make up for the fact that Laycock's 1985 squad was sent on the road an incredible SIX-straight weeks – and, more amazingly, fashioned a 7-4 record].

### Did You Know?

That with the completion of the Jimmie Laycock Football Center the visiting team will now have access to what was the varsity football locker room and its associated training and equipment room areas. For teams that remember the old visitor accommodations, the improvement will be as dramatic for the opponents as it is for the home team now operating out of the Laycock Center.

### Tough Sledding

Last season the College faced a total of six ranked opponents in its 11 game regular season, including ending the season playing against four-straight. The brutal finish was the first time W&M squared off against four-straight ranked opponents since first joining its current league affiliation in 1993. The College played on of the most-difficult schedules, in terms of overall combined opponent's winning percentage (.604).

### Rare

By finishing with a 2-6 mark in the CAA, W&M was saddled with a losing mark in league play for the third consecutive season. Prior to 2005, W&M hadn't posted a single sub-.500 record in league competition in the first 12 seasons as a conference member.

### Consistent Success

The W&M Athletics Department showed a Graduation Success Rate (GSR) of 96% among its student-athletes who entered school on athletics scholarships in the 2000-01 athletics year in data recently released by the NCAA.

The national average among all Division I schools was 77%. W&M's average of 96% ranked seventh in the nation, with four departments tied for the top spot with an average of 98%. The Tribe's average was the top in both the CAA and among all Division I Virginia schools.

The Tribe's football program showed a 96% GSR, which puts it well above the national average for the Football Championship Series (FCS) of 65%.

### Tribe Picked to Finish Fifth in CAA Preseason Poll


The Tribe was picked to finish fifth in the CAA South Division in the conference's preseason poll according to a vote of the league's 12 head coaches and selected media. Massachusetts, which returns 12 starters off last year's CAA Football Championship team, was picked to capture the overall league title. Richmond edged out James Madison for the top spot in the South Division.

# W&M Quarterback Club Players of the Week



## 2008 W&M Quarterback Club Weekly Awards - Villanova 10/4

### Offense



**Jonathan Grimes, RB, Fr.**

Totaled a school-true freshman record 324 all-purpose yards; had six catches for 105 yards and totaled 58 yards rushing on 11 carries

#### Previous Winners

Norfolk State - Sept. 20  
Jonathan Grimes, RB, Fr.

VMI - Sept. 13  
Terrence Riggins, RB, So.

N.C. State - Sept. 6  
Chase Hill, WR, So.

### Defense



**Josh Rutter, LB, Sr.**

Recorded 15 total tackles, 12 solo tackles, 1.5 TFL and a sack


#### Previous Winners

Norfolk State - Sept. 20  
Adrian Tracy, DE, Jr.

VMI - Sept. 13  
Jake Trantin, LB, R-Fr.

N.C. State - Sept. 6  
C.J. Herbert, DE, Jr.

### Special Teams



**Jonathan Grimes, RB, Fr.**

Selected as the TSN National Special Teams Player of the Week; Returned a kickoff 97 yards for a TD; Totaled 161 return yards on four attempts

#### Previous Winners


Norfolk State - Sept. 20  
Kyle O'Brien, DL, So.

VMI - Sept. 13  
Fred Johnson, DB, Jr.

N.C. State - Sept. 6  
Brian Pate, K, Jr.



## Senior Profile: Michael Pigram



### #5 Michael Pigram Senior • Linebacker Hopewell, Va. Hopewell

**Q: What is your hometown?**

A: Hopewell, Va.

**Q: Where did you go to high school?**

A: Hopewell High School.

**Q: What is Hopewell best known for?**

A: Really Hopewell is known for as the place where there is a strong smell coming from the plants, like the Honeywell and Dupont factories.

**Q: Who is the most famous person from Hopewell High School?**

A: I can't say. But, the last person to go to the NFL was Mosanto Pope. He played at UVA.

**Q: What clubs or activities were you a part of in high school that were not sports related?**

A: FBLA, Beta Club and Latin Society.

**Q: Which of the clubs was most interesting to you?**

A: Probably the Future Business Leaders of America. I always wanted to get into something dealing with business or computers really. Our business program in school let you deal with accounting, with different presentations, with business procedures, dealing with computers, technology. So I always knew I wanted to do something with business and something with computers.

**Q: So what's your major here?**

A: Business Finance, with a concentration in accounting.

**Q: Where do you find yourself after graduation?**

A: I was really thinking about that a lot this summer. My mother and father met in the Army and my sister is currently in the Air Force and she really convinced me to go into the Air Force. I can go in as an officer and do that for a couple of years, get my masters while I'm in and if I find I enjoy it, I might stay in for longer. I might get out and try to get involved with government contracting, or hopefully be a finance officer.

**Q: Being from a military family, how much of your life have you spent in Hopewell?**

A: I was born in Manheim, Germany. We moved to Washington for a little bit, then moved back to Germany, then moved to Hopewell and I've been in Hopewell since I was in 2nd grade.

**Q: All things considered, you are fairly lucky to have spent so much time in one place?**

A: Right. My mother kept getting promoted. She had to leave for one year when I was in eighth grade, she left for a year to go to Korea and then she came back.

**Q: What was your mother position in the military?**

A: She was a first sergeant, but she retired when I graduated high school. She was going to get re-stationed in Germany again and she didn't want to move no more so she went ahead and retired. She now does government contract over on Fort Lee.

**Q: Having a mother that is also a sergeant must have been a little different?**

A: I cherish my mother, Cynthia. I tell everyone she is the light of my life. Anytime I have any problems, I turn to my mother, she always knows, gives me advice. It could be about school, it could be anything, she always helps me out.

**Q: Was she the disciplinarian?**

A: Both of my parents were involved in my discipline. My brother, Anthony, and I used to try to hide under the bed, when my dad tried to come discipline us. My dad, he had a big hand, so you know, we always tried to run from him. And he used to have a little paddle; we broke it one time, so he taped it back together. It was good times though, we learned from it.

**Q: Do you think the military background help you stay out of trouble?**

A: I think so, my mother and father both tried to instill good values, good morals into us. Parents, all they can do is try their best to help you out. Its up to the kids to listen and understand, and I think I took that well, all the things my parents taught me and I tried to take that into my daily life. Treat people with respect and you'll get respect; try to do the best I can at things, to try to get ahead in the world. Taking all that they taught me and groomed me up as a child into a man, I just thank God I have them in my.

**Q: What got you interested in W&M?**

A: A friend of mine came here and he let me know about the school. When recruitment started, I learned what a great school it was, it had the outstanding educational opportunities and it wasn't too far from home. When [William and Mary's staff] started recruiting me, I really started getting interested. I accepted their offer immediately. I was looking for a school with a strong business program, and the business school here really attracted me, as it is such a prestigious program.

**Q: The undergrad business school here is extremely competitive, how hard has it been for you to balance the workload?**

A: I have kept my GPA around a 3.0 since I've been here. Hopefully I'll graduate with a 3.0 or higher. [The business school is] hard because to get in you have to take a lot of prerequisites. You have to budget your time wisely, because dealing with football and studying, your whole day is pretty much taken up. With football, you have games on Saturdays, so you don't have the weekends to yourself so you really have to take advantage of your free time. You can still have your fun and everything, but you have it at the sake of not studying. Studying is something you have to do, especially when you're in the business school, because you have presentations, projects, and assignments you have to get done.

*Continued on page 15.*

## Senior Profile: Michael Pigram



### **Q: Do you find your football experience directly relates to what your doing in classes?**

A: I will say, a lot of us, after football we'll be ready for just about anything because football is already like having a full time job. We start our day early in the morning with treatment or lifting, and then you go to class, and then go to practice, and then film and more practice, conditioning. We feel like after we get out of college, going into the real world, getting a real job, 9-5, will be easier than doing football. In the summer, we get up at 5:45 in the morning getting ready for conditioning, condition, eat breakfast, go to classes, go to lifting, you might have a summer job you have to go to, then you come back later in the evening, do drills. That's 5:45 to 7-8 at night, so I mean, a 9-5 job would be simple. So football really prepares you for the real world. You have to be disciplined in football, because you have coaches there to teach you, and you have to learn and you have that respect going into it and the discipline going into it. So the reward is really learning how to get the most out of yourself.

### **Q: Do you see this squad being an especially tight group?**

A: I think so. Even the true freshman are more a part of the group as they were in summer school here, they attended the Plus Program. So they worked out with [the returnees] and then with the new facility, we're all together, we talk to the freshmen more, so we tend to bond a lot more now. So I feel like we're more of a unit this year than before.

### **Q: Describe your freshman experience compared to the current class.**

A: Well I know, my true freshmen season, we were in the freshman locker room, it was more removed, and then I played. I was really kind of by myself, really. I was basically a loner if you would say. Like games, we would travel; I'd be by myself. I really didn't know the upperclassmen that well, so we couldn't have conversations. I was really just by myself, really kind of distanced from everybody. But as the years went on, it got better, just because you start creating bonds. But my freshmen year, I wish we'd had the facilities we have now, so we could've bonded more, be more together, the talking would happen more easily.

### **Q: Do you draw from your own experience with freshmen now?**

A: Yes, definitely, I try not to be removed from them. I try to talk to them, to let them know anything they need, I can try and help them. Especially when it comes to getting around town, as a lot of them don't have cars and they need a ride to get some medicine maybe or just to go to WalMart. Coming in, you might have stuff on your mind and just want somebody to talk to, I'll talk to you. Things might be overwhelming, if coaches are on them, I can talk to them and explain how some coaches are going to be, this and that, just try to be more of their friend, try to get to know them, so they won't feel shy or nervous coming to talk to us. Make them feel open.

### **Q: What is the first piece of advice you would give to a freshman?**

A: I would say just be yourself. Don't try too hard to make stuff seem better or seem different. Just be yourself. A lot of freshmen, they might not feel accepted here so they try to change their way. We're going to accept you for who you are, we don't want you to change your way or anything. Just come in and be yourself.

### **Q: Best thing about being a W&M football player?**

A: I would say the bonds you make here. I love the friends I've made. The bonds, the friendships I've made and everything. I know I'm going to have these bonds for the rest of my life. When I get married, they'll be there. When I have the birth of my first child, they'll be there.

### **Q: Do you feel you and your classmates are approaching your senior year differently?**

A: I would say definitely just because the last three seasons have losing seasons, and

last year our defense gave up the most points and most yards in the CAA. So we really want to come in this year and make a statement that we're not going to be that same team. We worked hard all summer, in the spring game, we want to really come out and make a statement.

### **Q: Do you take pride in being a team leader?**

A: Yes, I try to show [my teammates] that I'm going to play hard every play for them. I play for my teammates. I'm going to go hard every play so they know that I have their back. I try to be vocal, but I also show by my actions, too. They see me make a play, that'll make them want to go and make a play.

### **Q: What is one thing people might not know about you?**

A: A lot of people see me and might think that I look angry all the time, but deep inside I'm a good guy. I'm just a big cuddly bear. I can get angry, just like the next person, but most times I try to be real calm about things. Among the linebackers I'm really the jokester. I'm always trying to have a good time. I don't like to go at things so seriously, its football, I want to have fun.

### **Q: What is your best non-athletic skill?**

A: Probably cutting hair. Right now, myself and [true freshman tailback Jonathan] Grimes are the two guys on the team who cut hair.

### **Q: Have you ever had a cut off against him, perhaps as a friendly rivalry to see who is better?**

A: No, but I'm very confident in my abilities. We haven't had any sort of competition, but we might though, as time goes on, one Friday night in the hotel we might just have a cut off, see who can do the best.

### **Q: What cut would you consider your specialty and when did you start cutting hair?**

A: The Caesar cut. I just learned on my own. I started in high school and just kept doing it. When I go to the barbershop, I watch my barber, do his thing, so I learn by watching and practicing.

### **Q: What has been your favorite class?**

A: Corporate Finance with a professor named Harrington Brice. He's a good teacher and he brings the students into the discussion. He'll call on random students, and if you don't have it, he'll help you out, he'll ask another person the same question to try to help you along so you can follow along. He makes the class real exciting.

### **Q: What would be your eventual dream job?**

A: My dream job is to own my hotel. Actually, I want to own my hotel chain of hotels. I would want them in all the big cities, Miami, Las Vegas, and maybe on a tropical island. That's my dream right now. I already have a vision for the way the hotels would be broadcasted to the world. During fall camp a few of us were talking about all the possibilities. David Caldwell has the restaurant business in mind and I would love to incorporate his restaurant into my hotel. DeBrian Holmes is interested in creating nightclub and we were talking about bringing it all together and make it happen.

### **Q: Which teammate do you see as having the most interesting job in five or 10 years?**

A: I think Ben Cottingham will have the most enjoyable job. Ben wants to be a teacher, he really wants to teach away from the United States. I think he said South America, I think he might have the most enjoyable job, working with young kids who don't have a lot and just helping them out.



# Head Coach Jimmye Laycock



## William and Mary Head Coach Jimmye Laycock

29th Season

Career Record: 184-136-2 (.575)

### Comments From Monday's CAA Football Coaches Conference Call:

#### Q: Give your thoughts on the team's play against Villanova.

A: We put ourselves in a real big hole by half time. Villanova played well, we didn't play particularly well and had some turnovers (one fumble in the first half) and mistakes (a blocked punt) which got ourselves down (W&M trailed 35-7 at halftime). Then we started playing in the second half and we played the second half the way I'd like for us to play [the whole game]. I think the way [played the second half is the way] we have been playing pretty much most of the year [coming into the game]. The first half wasn't real good, wasn't real good to say the least. But again, [Villanova is] a very good football team, they're solid, they do things well and you give them some opportunities and they're going

to take advantage of it - and they did [on Saturday].

#### Q: Would you attribute the slow start in the first half to the week off or because of Villanova?

A: Well you can attribute it to a lot of things, but it is what it is. We start off well, we get the ball, we drive it down the field, a nice little drive (eight plays, 65 yards), then get stopped and have a (32 yard) field goal blocked. From that point on it just didn't fall for us. They executed well, I thought they ran the ball well and mixed it up with some stuff. You know, we weren't able to make plays on third down that we really need to, really need to make. And then, of course, we had the fumble, we had the blocked kick and some other things and they take advantage of it. Our guys regrouped, Jonathan Grimes made a great effort on the (the 97 yard) kick off return (for a touchdown) to get us some points there right before half time. I thought we came back and did a good job with our first drive [of the second half] on offense. I think with three plays we went right down the field [75 yards] and scored and started playing pretty well. Our guys came back and played hard the second half so I give them a lot of credit for that.

#### Q: What are your feelings on the upcoming game against New Hampshire?

A: We just have to bounce back, we got to take care of ourselves, we got to correct some mistakes obviously from what we saw Saturday and get back to playing good football like I think we're capable of playing. We've got to relearn about New Hampshire, we haven't played them in several years now, so we're trying to get back and become familiar with them and what they do. They're always very, very physical on defense and very innovative and move the ball around a lot on offense. It's going to be telling for us to get back and get ready to play.

#### Q: What is senior returning all-conference quarterback Jake Phillips status after missing the Villanova game with a foot injury?

A: I don't know right now. If he gets himself to full speed then, obviously, he'll go, if not R.J. will go. I thought R.J. Archer [who made his first career start at quarterback] did a pretty solid job [throwing for 307 yards and a touchdown]. I thought he made a few mistakes, a few throws you'd like to have back, but for the most part I thought he handled himself well on offense and did a good job.

#### Q: Comment on the play of true freshman tailback Jonathan Grimes.

A: Jonathan plays hard on every snap. He's very consistent, it's something I think you don't really see that often in that young a player. A true freshman sometimes might show signs of playing well at times, but is not consistent. With Jonathan, you know what you're going to get every snap with him, whether its running the ball, whether its blocking, whether its catching the ball out of the backfield, whether its on returning kicks. He has just grown and gotten better and better every week, therefore his reps and touches have increased. He did a heck of a job for us Saturday, obviously with the kickoff return there late in the second quarter and also running the ball and catching the ball out of the backfield. He's a complete back and a consistent back and getting better every week.

#### Q: Will sophomore tailback Terrence Riggins be able to play on Saturday?

A: I don't know, obviously he didn't dress Saturday so it's a kind of thing we'll see how [his ankle] progresses this week, maybe we can get him back, I don't know.

#### Q: Comment on the defenses' performance in the second half?

A: We held them to three points in the second half. [We outscored them] 21-3 in the second half, but they don't keep score just for the second half. We started playing better, I don't know, I wish I could figure it all out. We started filling the gaps the right way, taking better angles, breaking on the ball, tackling better, I mean much better. We didn't tackle particularly well the first half, but like I said afterwards it depends on what side of the ball your looking at, whether its missed tackles or broken tackles. [Villanova was] running the ball pretty well, but I thought we played much better defensively the second half, much better.

#### Q: What does Archer bring to the offense that maybe Jake doesn't?

A: I don't know if he really brings anything that Jake doesn't bring. RJ runs the ball well, he pulled it down a couple times and made some nice runs and moved it around well, he's a solid quarterback. Here is a guy who really doesn't have the experience understanding the games that Jake has gained. R.J. has played receiver for us the last two years and he's made a heck of a sacrifice, really. I think in the off season committing to being a quarterback knowing he would be in a backup roll whereas at receiver he has been starting the last couple of years. But he made that commitment and has worked very hard at being a quarterback and he certainly did, I thought, a very good job. He threw for over 300 yards Saturday, I thought he did a good job.

## The Laycock File

Hometown: Hamilton, Va.

Alma Mater: William and Mary (1970)

Graduate Degree: Clemson (1972)

### Winningest Active NCAA FCS Coaches

(By Victories)

1. Bob Ford (Albany, 40)	227
2. Joe Taylor (Hampton, 26)	201
3. Jerry Moore (Appalachian State, 27)	197
4. Al Bagnoli (Penn, 27)	195
5. Walt Hameline (Wagner, 28)	188
6. Andy Talley (Villanova, 29)	186
7. Jimmye Laycock (W&M, 29)	184
8. Pete Richardson (Southern, 21)	166
9. Mike Ayers (Wofford, 24)	146
10. K.C. Keeler (Delaware, 16)	142

### Division I Coaches Most Years at Current Schools

1. Joe Paterno (Penn State, 1966-2007)	42
2. Bob Ford (Albany, 1973-2007)	35
3. Bobby Bowden (Florida State, 1976-2007)	32
4. Jimmye Laycock (W&M, 1980-2007)	28

### Career CAA Football Coaching Victories

1. Bill Bowes (UNH, 1972-98)	97
2. Andy Talley* (VU, 1985- )	95
3. "Tubby" Raymond (UD, 1966-01)	89
4. Jimmye Laycock* (W&M, 1993- )	71
5. Jim Reid (UMass, 1986-91, UR, 95-03)	61

### Laycock in the NCAA Playoffs

Year	Round	Opponent, Result
1986	First Round	Delaware, 17-51 (L)
1989	First Round	Furman, 10-24 (L)
1990	First Round	Massachusetts, 38-0 (W)
	Quarterfinals	Central Florida, 38-52 (L)
1993	First Round	McNeese State, 28-34 (L)
1996	First Round	Jackson State, 45-6 (W)
	Quarterfinals	Northern Iowa, 35-38 (L)
2001	First Round	Appalachian State, 27-40 (L)
2004	First Round	Hampton, 42-35 (W)
	Quarterfinals	Delaware, 44-38, 2 OT (W)
	Semifinals	James Madison, 34-48 (L)

### Laycock vs. CAA Football

Team	W	L	T
Delaware	11	17	0
Hofstra	2	3	0
James Madison	12	16	0
Maine	6	2	0
Massachusetts	4	7	0
New Hampshire	9	2	0
Northeastern	10	2	0
Rhode Island	9	2	0
Richmond	19	9	0
Towson	5	0	0
Villanova	9	9	1



# Tribe Football Rosters



NO.	NAME	POS.	ELG.	HT.	WT.	HOMETOWN (HIGH/PREP SCHOOL)
41	Sheldon Alexander	S	R-Jr.	6'1"	205	Gordonsville, Va. (Woodberry Forest)
67	Kyle Allison	OL	R-So.	6'2"	300	Burke, Va. (Lake Braddock)
26	Michael Alvarado	S	R-So.	6'0"	194	Gaithersburg, Md. (Gaithersburg)
16	R.J. Archer	QB	R-Jr.	6'2"	218	Earlysville, Va. (Albemarle)
5	Tyler Bailey	WR	Fr.	6'1"	181	Abingdon, Va. (Abingdon)
6	David Caldwell	S	Jr.	5'11"	213	Montclair, N.J. (Lawrenceville School)
7	Mike Callahan	QB	R-So.	5'11"	190	Mountville, Pa. (Hempfield)
88	Terreon Conyers	WR	R-So.	5'11"	174	Norfolk, Va. (Booker T. Washington)
35	Dante Cook	RB/LB	Fr.	5'11"	200	Fredericksburg, Va. (Stafford)
24	Ben Cottingham	CB	R-So.	5'9"	163	Abingdon, Md. (Edgewood)
37	Derek Cox	CB	R-Sr.	6'1"	186	Winterville, N.C. (J.H. Rose)
22	Derek Crosen	WR	Fr.	6'2"	180	Stephens City, Va. (Sherando)
54	Nicholas Dewispelaere	LB	R-So.	6'0"	232	Virginia Beach, Va. (Kellam)
81	Cameron Dohse	WR	R-So.	6'0"	177	Clifton, Va. (Centreville)
36	Nick Downey	WR	R-Fr.	5'10"	180	Lancaster, Pa. (Lancaster Catholic)
37	Kelly FitzGerald	WR	Fr.	5'10"	170	Springfield, Va. (Robert E. Lee)
46	Omar Francis	DB	Fr.	5'11"	205	Pennington, N.J. (Pennington School)
21	Evan Francks	LB	R-So.	5'11"	212	Medford, N.J. (Shawnee)
86	Alex Gottlieb	TE	Fr.	6'3"	230	Delray Beach, Fla. (American Heritage School)
79	Michael Grant	OL	R-Sr.	6'5"	296	Wrightstown, N.J. (Notre Dame)
34	Jonathan Grimes	RB	Fr.	5'10"	206	Palmyra, N.J. (Paul VI)
60	Robbie Gumbita	OL	Fr.	6'4"	285	Mount Pleasant, Pa. (Mount Pleasant)
95	C.J. Herbert	DL	R-Jr.	6'3"	264	Germantown, Md. (Northwest)
15	Chase Hill	WR	R-So.	6'2"	192	Virginia Beach, Va. (Princess Anne)
72	Keith Hill	OL	R-So.	6'4"	315	Hamilton Square, N.J. (Lawrenceville School)
83	Gareth Hissong	OL	R-So.	6'3"	252	Hanover, Pa. (Delone Catholic)
53	Luke Hiteshew	OL	R-Sr.	6'1"	304	Baltimore, Md. (Mount St. Joseph)
43	Jimmy Hobson	FB	R-So.	5'11"	226	Cincinnati, Ohio (St. Xavier)
8	DeBrihan Holmes	RB	R-Sr.	5'9"	198	Fort Eustis, Va. (Woodside)
14	Will Honbarrier	QB	R-Fr.	6'2"	190	Lynchburg, Va. (Jefferson Forest)
22	David Houff	S	R-Sr.	6'1"	199	Blacksburg, Va. (Blacksburg)
52	Marcus Hyde	DE	R-Fr.	6'3"	223	Manassas, Va. (Osborn)
85	Cory Jessee	TE	R-Fr.	6'3"	230	Warm Springs, Va. (Bath County)
91	Chris Johnson	DE	Fr.	6'3"	230	Virginia Beach, Va. (Tallwood)
42	Fred Johnson	DB	R-Jr.	6'1"	190	Richmond, Va. (St. Christopher's)
84	Blake Jones	K	Fr.	6'0"	190	Bedford, Ind. (Bedford North Lawrence)
44	Meltoya Jones	RB	Fr.	5'9"	195	Hampton, Va (Tabb)
12	Nolan Kearney	QB	Fr.	6'4"	225	Glenmoore, Pa. (Downtown West)
65	Christopher Kearns	OL	Fr.	6'5"	285	Midlothian, Va. (Midlothian)
82	Sean Kroeger	P	Fr.	6'2"	160	New Providence, N.J. (New Providence)
93	Sean Lissemore	DT	R-Jr.	6'4"	274	Dumont, N.J. (Dumont)
17	Robert Livingston	S	R-Jr.	6'3"	195	Hendersonville, N.C. (The Hun School)
2	Elliott Mack	WR	R-Sr.	6'0"	195	Irvington, N.J. (Delbarton)
19	D.J. Mangas	QB	R-Fr.	6'1"	184	Chantilly, Va. (Paul VI)
77	Jake Marcey	OL	R-Fr.	6'4"	308	Gainesville, Va. (Woodberry Forest)
25	Courtland Marriner	RB	R-So.	5'9"	177	Chesapeake, Va. (Western Branch)
49	Zachary Martin	DB	Fr.	5'10"	185	Clarksville, Md. (River Hill)
4	D.J. McAulay	WR	R-Jr.	5'11"	180	New Haven, Conn. (James Hillhouse)
62	Thomas McCutcheon	OL	R-Jr.	6'5"	325	Chesapeake, Va. (Deep Creek)
87	David Miller	K/P	R-So.	6'0"	180	Centreville, Va. (Westfield)
73	Tyler Miller	OL	R-So.	6'3"	300	Virginia Beach, Va. (Floyd Kellam)
10	Jabrel Mines	LB	Fr.	6'0"	192	Doswell, Va. (Caroline)
9	Ryan Moody	WR	Fr.	5'11"	170	Ashburn, Va. (Stone Bridge)
56	C.J. Muse	OL	R-Jr.	6'4"	315	Lexington, S.C. (Lexington)
29	James Neal	CB	R-Fr.	5'9"	185	Baltimore, Md. (Salisbury School, Mass.)
39	Donte Newbill	FB	R-Fr.	5'10"	217	Blackstone, Va. (Central Senior)
30	Matt Nickerson	RB	R-Jr.	5'9"	176	Fairfax Station, Va. (Woodson)
75	Eric O'Brien	C	R-Sr.	6'1"	270	Abbotstown, Pa. (Delone Catholic)
40	Kyle O'Brien	DE	R-So.	6'0"	246	Cockeysville, Md. (McDonogh)
31	Jake O'Connor	S	R-Fr.	6'0"	189	Richmond, Va. (Douglas S. Freeman)
68	James Pagliaro	DL	R-Fr.	6'3"	262	Schnecksville, Pa. (Parkland)
80	Brian Pate	PK/P	R-Jr.	5'9"	175	Fredericksburg, Va. (Massaponax)
11	Jake Phillips	QB	R-Sr.	6'3"	209	Warm Springs, Va. (Bath County)
5	Michael Pigram	LB	Sr.	5'10"	219	Hopewell, Va. (Hopewell)

## Roster By Position

### Quarterbacks (7)

16	Archer, R.J.	Jr.	6-2	218
7	Callahan, Mike	So.	5-11	190
14	Honbarrier, Will	RF	6-2	190
12	Kearney, Nolan	Fr.	6-4	225
19	Mangas, D.J.	RF	6-1	184
11	Phillips, Jake	Sr.	6-3	209
18	Schmand, Terrance	RF	6-3	213

### Tailbacks (9)

35	Cook, Dante	Fr.	5-11	200
34	Grimes, Jonathan	Fr.	5-10	206
8	Holmes, DeBrihan	Sr.	5-9	198
44	Jones, Meltoya	Fr.	5-9	195
25	Marriner, Courtland	So.	5-9	177
30	Nickerson, Matt	Jr.	5-9	176
23	Riggins, Terrence	So.	6-1	234
33	Schonder, Thomas	So.	5-11	182
28	Woolfolk, Ryan	RF	5-11	192

### Fullbacks (3)

43	Hobson, Jimmy	So.	5-11	226
39	Newbill, Donte	RF	5-10	217
45	Scott, Robert	RF	5-10	230

### Tight Ends (4)

86	Gottlieb, Alex	Fr.	6-3	230
85	Jessee, Cory	RF	6-3	230
30	Topping, Andy	Fr.	6-2	230
98	Varno, Rob	Jr.	6-5	228

### Wide Receivers (12)

5	Bailey, Tyler	Fr.	6-1	181
88	Conyers, Terreon	So.	5-11	174
22	Crosen, Derek	Fr.	6-2	180
81	Dohse, Cameron	So.	6-0	177
36	Downey, Nick	RF	5-10	180
37	FitzGerald, Kelly	Fr.	5-10	170
15	Hill, Chase	So.	6-2	192
2	Mack, Elliott	Sr.	6-0	195
4	McAulay, D.J.	Jr.	5-11	180
9	Moody, Ryan	Fr.	5-11	170
89	Robertson, Eric	Jr.	6-2	194
13	Thomas, C.J.	Fr.	6-2	210

### Offensive Line (19)

67	Allison, Kyle	So.	6-2	300
79	Grant, Michael	Sr.	6-5	296
60	Gumbita, Robbie	Fr.	6-4	285
72	Hill, Keith	So.	6-4	315
83	Hissong, Gareth	So.	6-3	252
53	Hiteshew, Luke	Sr.	6-1	304
65	Kearns, Christopher	Fr.	6-5	285
77	Marcey, Jake	RF	6-4	308
62	McCutcheon, T.	Jr.	6-5	325
73	Miller, Tyler	So.	6-3	300
56	Muse, C.J.	Jr.	6-4	315
75	O'Brien, Eric	Sr.	6-1	270
76	Raxter, Josh	So.	6-6	270
64	Ryan, Daniel	RF	6-3	275
74	Salazar, Michael	Fr.	6-5	296
57	Schrift, Mike	RF	6-2	286
63	Sutton, Chris	RF	6-2	267
66	Toon, Derek	So.	6-3	278
70	Warack, Adam	Fr.	6-3	295



# Tribe Football Rosters

94	Ravi Pradhanang	DE	R-Fr.	6'3"	253	Paramus, N.J. (St. Peter's Prep)
55	T.J. Ptachick	LB	Fr.	6'2"	225	Williamsburg, Va. (Lafayette)
96	Daniel Pulley	DT	R-Jr.	6'3"	272	Chesapeake, Va. (Atlantic Shores Christian)
59	Andy Rampp	DE	R-Fr.	6'2"	246	Rockville, Md. (TS Wootton)
76	Joshua Raxter	OL	R-So.	6'6"	270	Marietta, Ga. (Pope)
50	Todd Reyher	LB	R-Sr.	6'0"	218	Williamsburg, Va. (Lafayette)
53	John Ribble	LB	Fr.	6'2"	220	Salem, Va. (Salem)
23	Terrence Riggins	RB	So.	6'1"	234	Newport News, Va. (Denbigh)
89	Eric Robertson	WR	R-Jr.	6'2"	194	Barboursville, Va. (Albemarle)
99	Harold Robertson	DT	R-Fr.	6'0"	290	Richmond, Va. (Hermitage)
44	Josh Rutter	LB	R-Sr.	6'3"	222	Union Bridge, Md. (Francis Scott Key)
64	Daniel Ryan	OL	R-Fr.	6'3"	275	Richmond, Va. (Douglas S. Freeman)
74	Michael Salazar	OL	Fr.	6'5"	296	Lawrenceville, N.J. (The Hun School)
18	Terrance Schmand	QB	R-Fr.	6'3"	213	Buffalo, N.Y. (St. Joseph's Collegiate)
33	Thomas Schonder	RB	R-So.	5'11"	182	Round Hill, Va. (Loudoun Valley)
57	Mike Schrift	OL	R-Fr.	6'2"	286	Reading, Pa. (Muhlenburg)
45	Robert Scott	FB	R-Fr.	5'10"	230	Norfolk, Va. (Norfolk Academy)
48	Wes Steinman	LB	R-So.	6'2"	226	Wilmington, N.C. (Hoggard)
92	Michael Stover	DT	So.	6'3"	253	Millersville, Pa. (Penn Manor)
63	Chris Sutton	OL	R-Fr.	6'2"	267	Warrenton, Va. (Fauquier)
13	C.J. Thomas	WR	Fr.	6'2"	210	Mount Airy, Md. (Linganore)
90	Josh Thompson	DL	Fr.	6'2"	295	Charlotte, N.C. (Charlotte Christian)
27	Brian Thompson	DB	Fr.	5'11"	185	Somerset, N.J. (Franklin)
66	Derek Toon	OL	R-So.	6'3"	278	Chester, Va. (Matoaca)
30	Andy Topping	TE	Fr.	6'2"	230	Chesapeake, Va. (Nansemond River)
97	Adrian Tracy	DL	R-Jr.	6'4"	244	Sterling, Va. (Potomac Falls)
32	Jake Trantin	LB	R-Fr.	6'1"	232	Seyern, Md. (Archbishop Spalding)
98	Rob Varno	TE	R-Jr.	6'5"	228	Wilmington, N.C. (Hoggard)
70	Adam Warack	OL	Fr.	6'3"	295	Chesapeake, Va. (Great Bridge)
69	Carl Watts	DL	R-So.	6'3"	258	Midlothian, Va. (James River)
3	B.W. Webb	DB	Fr.	5'11"	175	Newport News, Va. (Warwick)
38	Terrell Wells	CB	So.	5'10"	180	Louisa, Va. (Louisa County)
28	Ryan Woolfolk	RB	R-Fr.	5'11"	192	Atlanta, Ga. (Holy Innocents)
58	Richard Yount	DE	Fr.	6'3"	225	Springfield, Va. (Robert E. Lee)

## Tribe Numerical Roster

No.	Name	Pos.	No.	Name	Pos.	No.	Name	Pos.
2	Elliott Mack	WR	32	Jake Trantin	LB	65	Christopher Kearns	OL
3	B.W. Webb	DB	33	Thomas Schonder	RB	66	Derek Toon	OL
4	D.J. McAulay	WR	34	Jonathan Grimes	RB	67	Kyle Allison	OL
5	Michael Pigram	LB	35	Dante Cook	RB/LB	68	James Pagliaro	DL
5	Tyler Bailey	WR	36	Nick Downey	WR	69	Carl Watts	DL
6	David Caldwell	S	37	Derek Cox	CB	70	Adam Warack	OL
7	Mike Callahan	QB	37	Kelly Fitzgerald	WR	72	Keith Hill	OL
8	DeBrian Holmes	RB	38	Terrell Wells	CB	73	Tyler Miller	OL
9	Ryan Moody	WR	39	Donte Newbill	FB	74	Michael Salazar	OL
10	Jabrel Mines	LB	40	Kyle O'Brien	DE	75	Eric O'Brien	C
11	Jake Phillips	QB	41	Sheldon Alexander	S	76	Joshua Raxter	OL
12	Nolan Kearney	QB	42	Fred Johnson	DB	77	Jake Marcey	OL
13	C.J. Thomas	WR	43	Jimmy Hobson	FB	79	Michael Grant	OL
14	Will Honbarrier	WR	44	Josh Rutter	LB	80	Brian Pate	PK/P
15	Chase Hill	WR	44	Meltoya Jones	RB	81	Cameron Dohse	WR
16	R.J. Archer	QB	45	Robert Scott	FB	82	Sean Kroeger	P
17	Robert Livingston	S	46	Omar Francis	DB	83	Gareth Hissong	OL
18	Terrance Schmand	QB	48	Wes Steinman	LB	84	Blake Jones	K
19	D.J. Mangas	QB	49	Zachary Martin	DB	85	Cory Jessee	TE
21	Evan Francks	LB	50	Todd Reyher	LB	86	Alex Gottlieb	TE
22	David Houff	S	52	Marcus Hyde	DE	87	David Miller	K/P
22	Derek Crosen	WR	53	Luke Hiteshew	OL	88	Terreon Conyers	WR
23	Terrence Riggins	RB	53	John Ribble	LB	89	Eric Robertson	WR
24	Ben Cottingham	CB	54	Nicholas Dewispelaere	LB	90	Josh Thompson	DL
25	Courtland Marriner	RB	55	T.J. Ptachick	LB	91	Chris Johnson	DE
26	Michael Alvarado	S	56	C.J. Muse	OL	92	Michael Stover	DT
27	Brian Thompson	DB	57	Mike Schrift	OL	93	Sean Lissemore	DT
28	Ryan Woolfolk	RB	58	Richard Yount	DE	94	Ravi Pradhanang	DE
29	James Neal	CB	59	Andy Rampp	DE	95	C.J. Herbert	DL
30	Matt Nickerson	RB	60	Robbie Gumbita	OL	96	Daniel Pulley	DT
30	Andy Topping	TE	62	Thomas McCutcheon	OL	97	Adrian Tracy	DL
31	Jake O'Connor	S	63	Chris Sutton	OL	98	Rob Varno	TE
			64	Daniel Ryan	OL	99	Harold Robertson	DT

## Defensive Line (15)

95	Herbert, C.J.	Jr.	6-3	264
52	Hyde, Marcus	FR	6-3	220
91	Johnson, Chris	Fr.	6-3	230
93	Lissemore, Sean	Jr.	6-4	274
40	O'Brien, Kyle	So.	6-0	246
68	Pagliaro, James	RF	6-3	262
94	Pradhanang, Ravi	RF	6-3	253
96	Pulley, Daniel	Jr.	6-3	272
59	Rampp, Andy	FR	6-2	246
99	Robertson, Harold	RF	6-0	290
92	Stover, Michael	So.	6-3	253
90	Thompson, Josh	Fr.	6-2	295
97	Tracy, Adrian	Jr.	6-4	244
69	Watts, Carl	So.	6-3	258
58	Yount, Richard	Fr.	6-3	225

## Linebackers (12)

41	Alexander, Sheldon	Jr.	6-1	205
54	Dewispelaere, Nick	So.	6-0	232
21	Francks, Evan	So.	5-11	212
10	Mines, Jabrel	Fr.	6-0	192
5	Pigram, Michael	Jr.	5-10	219
55	Ptachick, T.J.	Fr.	6-2	225
50	Reyher, Todd	Sr.	6-0	218
53	Ribble, John	Fr.	6-2	220
34	Rojas, Chris	RF	5-11	200
44	Rutter, Josh	Sr.	6-3	222
48	Steinman, Wes	So.	6-2	226
32	Trantin, Jake	RF	6-1	232

## Defensive Backs (14)

26	Alvarado, Michael	So.	6-0	194
6	Caldwell, David	Jr.	5-11	213
24	Cottingham, Ben	So.	5-9	163
37	Cox, Derek	Sr.	6-1	186
46	Francis, Omar	Fr.	5-11	205
22	Houff, David	Sr.	6-1	199
42	Johnson, Fred	Jr.	6-1	190
17	Livingston, Robert	Jr.	6-3	195
49	Martin, Zachary	Fr.	5-10	185
29	Neal, James	RF	5-9	185
31	O'Connor, Jake	RF	6-0	189
27	Thompson, Brian	Fr.	5-11	185
3	Webb, B.W.	Fr.	5-11	175
38	Wells, Terrell	So.	5-10	180

## Specialists (4)

84	Jones, Blake	Fr.	6-0	190
82	Kroeger, Sean	Fr.	6-2	160
87	Miller, David	So.	6-0	180
80	Pate, Brian	Jr.	5-9	175

# Start Chart/Red Zone



## 2008 Game-By-Game Starters

	N.C. State	VMI	Norfolk St.	Villanova	N. Hamp.	Delaware	R. Island	Towson	N'Eastern	JMU	Richmond
QB	Phillips	Phillips	Phillips	Archer							
TB	Riggins	Riggins	Riggins	Grimes							
FB	Hill*	Dohse*	Hill*	Hill*							
WR	Mack	Mack	Mack	Mack							
WR	McAulay	McAulay	McAulay	McAulay							
TE	Varno	Varno	Varno	Varno							
LT	Marcey	Marcey	Marcey	Marcey							
LG	Grant	Toon	Grant	Grant							
C	Hiteshew	Hiteshew	Hiteshew	Hiteshew							
RG	Muse	Muse	Sutton	Muse							
RT	Hill, Jr.	Hill, Jr.	Muse	Hill, Jr.							
<hr/>											
DE	Tracy	Tracy	Tracy	Tracy							
DE	Lissemore	Lissemore	Lissemore	Lissemore							
DT	Robertson	Robertson	Robertson	Robertson							
DT	Herbert	Herbert	Herbert	Herbert							
OLB	Pigram	Pigram	Pigram	Pigram							
ILB	Rutter	Rutter	Rutter	Rutter							
OLB	Trantin	Trantin	Trantin	Trantin							
SS	Caldwell	Caldwell	Caldwell	Caldwell							
FS	Alvarado	Alvarado	Alvarado	Alvarado							
CB	Cox	Cox	Cox	Cox							
CB	Cottingham	Cottingham	Cottingham	Cottingham							

\*W&M started with three wide receivers and no fullback.

## Tribe in the Red Zone

### William and Mary Offense In the Red Zone

Opponent	WM In Red Zone	WM TDs	WM FGs	WM FG Missed	WM No Score	RZ Score %
N.C. State	1	0	0	0	1	0.0
VMI	4	4	0	0	0	100.0
Norfolk St.	2	2	0	0	0	100.0
Villanova	3	2	0	1	1	66.7
N. Hampshire						
Delaware						
R. Island						
Towson						
N'Eastern						
James Madison						
Richmond						
TOTALS	10	8	0	1	2	80.0

### Opponents in the Red Zone

Opponent	Opp. in RZ	Opp. TDs	Opp. FGs	Opp. FG Missed	Opp. No Score	Opp. Score %
N.C. State	4	3	1	0	0	100.0
VMI	3	1	1	0	1	66.7
Norfolk State	2	1	0	0	1	50.0
Villanova	5	4	1	0	0	100.0
N. Hampshire						
Delaware						
R. Island						
Towson						
N'Eastern						
James Madison						
Richmond						
TOTALS	14	9	3	0	2	85.7



# Tribe Single-Game Highs

## Individual Single-Game Highs

Pass Attempts: ..... 37, R.J. Archer vs. Villanova, 10/4  
 Pass Completions: ..... 21, R.J. Archer vs. Villanova, 10/4  
 Passing Yards: ..... 307 R.J. Archer vs. Villanova, 10/4  
 Passing TDs: ..... 4, J. Phillips vs. Norfolk State, 9/20  
 Rushing Attempts: ..... 15, T. Riggins vs. VMI, 9/13  
 Rushing Yards: ..... 180, T. Riggins vs. VMI, 9/13  
 Rushing TDs: ..... 2, J. Grimes vs. VMI, 9/13  
 Receptions: ..... 6, three times, last by J. Grimes and R. Varno vs. Villanova, 10/4  
 Receiving Yards: ..... 105 J. Grimes vs. Villanova, 10/4  
 Receiving TDs: ..... 2, D.J. McAulay, twice; vs. Norfolk State, 9/20 & at N.C. State, 9/6  
 Total Offensive Yards: ..... 317, R.J. Archer vs. Villanova, 10/4  
 All-Purpose Yards: ..... 324, J Grimes vs. Villanova, 10/4  
 Total Points: ..... 12, five times, last by R.J. Archer vs. Villanova, 10/4  
 Points Kicking: ..... 10, B. Pate vs. VMI, 9/13  
 Points Rushing: ..... 12, three times, last by R.J. Archer vs. Villanova, 10/4  
 Points Receiving: ..... 12, D.J. McAulay, twice; vs. Norfolk State, 9/20 & at N.C. State, 9/6  
 Field Goals Made: ..... 1, B. Pate vs. VMI, 9/13; B. Pate at N.C. State, 9/6  
 Field Goals Attempted: ..... 1, B. Pate three times, last vs. Villanova, 10/4  
 PATs Attempted: ..... 7, B. Pate vs. VMI, 9/13  
 PATs Made: ..... 7, B. Pate vs. VMI, 9/13  
 Punts: ..... 9, D. Miller at N.C. State, 9/6  
 Punting Yards: ..... 408, D. Miller at Virginia Tech, 9/22  
 Punting Average: ..... 45.3, D. Miller at N.C. State, 9/6  
 Punt Returns: ..... 3, three times, last by E. Mack vs. Villanova, 10/4  
 Punt Return Yards: ..... 37, E. Mack vs. Norfolk State, 9/20  
 Kickoff Returns: ..... 4, J. Grimes vs. Villanova, 10/4  
 Kickoff Return Yards: ..... 161, J. Grimes vs. Villanova, 10/4  
 Kickoff Return Avg: ..... 40.3 J. Grimes vs. Villanova, 10/4  
 Interceptions: ..... 1, six times  
 Interception Yards: ..... 45, D. Cox at N.C. State, 9/6  
 Tackles: ..... 15, J. Rutter vs. Villanova, 10/4  
 Solo Tackles: ..... 12, J. Rutter vs. Villanova, 10/4  
 Tackles for loss: ..... 4.0, A. Tracy vs. Norfolk State, 9/20  
 Sacks: ..... 1.5, A. Tracy vs. Norfolk State, 9/20  
 Pass Breakups: ..... 3, Fred Johnson vs. Norfolk State, 9/20

## Team Single-Game Highs

Pass Attempts: ..... 37, twice, last vs. Villanova, 10/4  
 Pass Completions: ..... 21, vs. Villanova, 10/4  
 Passing Yards: ..... 307, vs. Villanova, 10/4  
 Passing TDs: ..... 4, vs. Norfolk State, 9/20  
 Yards Per Completion: ..... 14.6, twice vs. Villanova, 10/4  
 Rushing Attempts: ..... 41, vs. VMI, 9/13  
 Rushing Yards: ..... 398, vs. VMI, 9/13  
 Rushing TDs: ..... 4, vs. VMI, 9/13  
 Yards Per Rush: ..... 9.7, vs. VMI, 9/13  
 Total Yards: ..... 570, vs. VMI, 9/13  
 Points Scored: ..... 52, vs. VMI, 9/13  
 TDs Scored: ..... 7, vs. VMI, 9/13  
 Total Plays: ..... 70, at N.C. State, 9/6  
 Field Goals Made: ..... 1, twice, last vs. VMI, 9/13  
 Field Goals Attempted: ..... 1, three times, last vs. Villanova, 10/4  
 PATs Attempted: ..... 7, vs. VMI, 9/13  
 PATs Made: ..... 7, vs. VMI, 9/13  
 Punts: ..... 9, at N.C. State, 9/6  
 Punting Yards: ..... 408, at N.C. State, 9/6  
 Punting Average: ..... 45.3, at N.C. State, 9/6  
 Punt Returns: ..... 4, twice, last vs. Villanova, 10/4  
 Punt Return Yards: ..... 41, vs. Villanova, 10/4  
 Kickoff Returns: ..... 6, at N.C. State, 9/6  
 Kickoff Return Yards: ..... 161, vs. Villanova, 10/4  
 Kickoff Return Average: ..... 40.3, vs. Villanova, 10/4  
 Interceptions: ..... 4, vs. Norfolk State, 9/20  
 Interception Yards: ..... 73, at N.C. State, 9/6  
 Forced Fumbles: ..... 2, twice, vs. Norfolk State, 9/20 & vs. VMI, 9/13  
 Fumble Return Yards: ..... 0  
 Turnovers Gained: ..... 5, vs. Norfolk State, 9/20  
 Turnovers Lost: ..... 4, twice, last vs. VMI, 9/13  
 Sacks: ..... 3, vs. Norfolk State, 9/20  
 Sacks Allowed: ..... 3, at N.C. State, 9/6  
 First Downs: ..... 30, vs. VMI, 9/13  
 Third Down Conv. %: ..... 71.4 (5-7), vs. VMI, 9/13  
 Fourth Down Conversion %: ..... 0.0, twice, last vs. Norfolk State, 9/20  
 Penalties: ..... 8, vs. VMI, 9/13  
 Penalty Yards: ..... 80, vs. VMI, 9/13  
 Possession Time: ..... 29:56, at N.C. State, 9/6

## 2008 Game-By-Game Individual Highs

Opponent	Pass Att.	Pass Yards	Rushes	Rush. Yds	Receptions	Rec. Yds.	Tackles	TFLs	Sacks
N.C. State	30, Phillips	139, Phillips	12, Riggins	52, Riggins	6, McAulay	99, McAulay	8, Tracy/Rutter	1.5, Herbert	1, Tracy/Caldwell
VMI	18, Phillips	172, Phillips	15, Riggins	180, Riggins	4, Mack/Varno	60, Varno	10, Caldwell	2.0, Cox	1, Pulley
Norfolk St.	26, Phillips	204, Phillips	9, Grimes	71, Grimes	4, Mack	80, McAulay	6, four players	4.0, Tracy	1.5, Tracy
Villanova	37, Archer	307, Archer	11, Grimes	58, Grimes	6, Grimes/Varno	105, Grimes	15, Rutter	1.5, Rutter, Trantin, Tracy	1.0 Hyde
N. Hamp.									
Delaware									
R. Island									
Towson									
N'Eastern									
JMU									
Richmond									

# Opponent Highs / Long Plays



## 2008 Opponent Individual Single-Game Highs

Pass Attempts:	32, D. Brown vs. Norfolk State, 9/20
Pass Completions:	20, C. Whitney vs. Villanova, 10/4
Passing Yards:	246, H. Beck at N.C. State, 9/6
Passing TDs:	3, C. Whitney vs. Villanova, 10/4
Rushing Attempts:	26, T. Maypray vs. VMI, 9/13
Rushing Yards:	157, T. Maypray vs. VMI, 9/13
Rushing TDs:	1, seven players
Receptions:	7, M. Szczur vs. Villanova, 10/4
Receiving Yards:	82, O. Spencer at N.C. State, 9/6
Receiving TDs:	1, five players
Total Offensive Yards:	246, twice, last C. Whitney vs. Villanova, 10/4
All Purpose Yards:	169, T. Maypray vs. VMI, 9/13
Total Points:	10, J. Czajkowski at N.C. State, 9/6
Points Kicking:	10, J. Czajkowski at N.C. State, 9/6
Points Rushing:	6, five players
Points Receiving:	6, G. Bryan & J. Williams at N.C. State, 9/6
Field Goals Made:	2, J. Czajkowski at N.C. State, 9/6
Field Goals Attempted:	2, four players
PATs Attempted:	5, J. Marcoux vs. Villanova, 10/4
PATs Made:	5, J. Marcoux vs. Villanova, 10/4
Punts:	9, B. Pierson at N.C. State, 9/6
Punting Yards:	369, B. Pierson at N.C. State, 9/6
Punting Average:	44.2, Z. Ugarte vs. Villanova, 10/4
Punt Returns:	4, B. Harvey vs. Villanova, 10/4
Punt Return Yards:	41, G. James at N.C. State, 9/6
Kickoff Returns:	7, J. Wicker vs. Norfolk State, 9/20
Kickoff Return Yards:	136, J. Wicker vs. Norfolk State, 9/20
Kickoff Return Average:	23.5, A. Babbaro vs. Villanova, 10/4
Interceptions:	1, seven players
Interception Yards:	24, B. Allen vs. VMI, 9/13
Tackles:	13, N. Irving at N.C. State, 9/6
Solo Tackles:	5, twice, last by J. Dempsey vs. Villanova, 10/4
Tackles for loss:	2.5, A. Gross vs. VMI, 9/13
Sacks:	1.0, five players
Pass Breakups:	2, D. Young vs. Villanova, 10/4

## 2008 Opponent Team Single-Game Highs

Pass Attempts:	36, twice, last vs. Norfolk State, 9/20
Pass Completions:	21, at N.C. State, 9/6
Passing Yards:	258, at N.C. State, 9/6
Passing TDs:	3, vs. Villanova, 10/4
Yards Per Completion:	12.3, at N.C. State, 9/6
Rushing Attempts:	57, vs. VMI, 9/13
Rushing Yards:	262, vs. VMI, 9/13
Rushing TDs:	2, three times, last vs. Villanova, 10/4
Yards Per Rush:	4.7, vs. Villanova, 10/4
Total Yards:	441, vs. Villanova, 10/4
Points Scored:	38, vs. Villanova, 10/4
Touchdowns Scored:	5, vs. Villanova, 10/4
Total Plays:	81, vs. Villanova, 10/4
Field Goals Made:	2, at N.C. State, 9/6
Field Goals Attempted:	2, four times, last vs. Villanova, 10/4
PATs Attempted:	5, vs. Villanova, 10/4
PATs Made:	5, vs. Villanova, 10/4
Punts:	9, at N.C. State, 9/6
Punting Yards:	369, at N.C. State, 9/6
Punting Average:	43.4, vs. Norfolk State, 9/20
Punt Returns:	5, twice, last vs. Villanova, 10/4
Punt Return Yards:	65, at N.C. State, 9/6
Kickoff Returns:	8, twice, last vs. Norfolk State, 9/20
Kickoff Return Yards:	160 vs. Norfolk State, 9/20
Kickoff Return Average:	23.5, vs. Villanova, 10/4
Interceptions:	2, three times, last vs. Norfolk State, 9/20
Interception Yards:	39, vs. VMI, 9/13
Forced Fumbles:	2, twice, last vs. VMI, 9/13
Fumble Return Yards:	13, at N.C. State, 9/6
Turnovers Gained:	4, twice, last vs. VMI, 9/13
Turnovers Lost:	5, vs. Norfolk State, 9/20
Sacks:	3, at N.C. State, 9/6
Sacks Allowed:	3, vs. Norfolk State, 9/20
First Downs:	27, vs. Villanova, 10/4
Third Down Conversion %:	43.8, twice, last vs. Villanova, 10/4
Fourth Down Conversion %:	100.0, N.C. State (2-2), 9/6
Penalties:	12, vs. Norfolk State, 9/20
Penalty Yards:	115, vs. Norfolk State, 9/20
Possession Time:	36:36, vs. VMI, 9/13

## 2008 Tribe Longest Plays of the Season

Rush:	53, T. Riggins vs. VMI, 9/13
Rushing TD:	38, J. Grimes vs. Norfolk State, 9/20
Pass:	51, R.J. Archer vs. Villanova, 10/4
Passing TD:	44, R.J. Archer to E. Mack vs. Villanova, 10/4
Punt Return:	16, D. Cox vs. VMI, 9/13
Kickoff Ret:	97, J. Grimes vs. Villanova, 10/4
INT Return:	45, D. Cox, at N.C. State, 9/6
Fumble Return:	0
Punt:	58, D. Miller at N.C. State, 9/6
Field Goal:	43, B. Pate at N.C. State, 9/6
Drive:	92 yards, 8 plays, 4:16, TD, vs. Norfolk State, 9/20

## 2008 Opponent Longest Plays of the Season

Rush:	64, T. Maypray (VMI), 9/13
Rushing TD:	64, T. Maypray (VMI), 9/13
Pass:	47, H. Beck (NCSU), 9/6
Passing TD:	22, H. Beck to J. Williams (NCSU), 9/6
Punt Return:	18, G. James (NCSU), 9/6
Kickoff Return:	38, J. Wicker (NSU), 9/20
INT Return:	11, A. Taylor vs. (NSU), 9/20
Fumble Return:	13, N. Irving (NCSU), 9/6
Punt:	62, B. Rudd (NSU), 9/20
Field Goal:	45, J. Castellat (NSU), 9/6
Drive:	87 yards, 11 plays, 5:11, TD, (VU), 10/4



# Top Offensive Performances

## Tribe's Top Offensive Performances

### Top Passing Performances

1.	307	R.J. Archer vs. Villanova	Oct. 4
2.	204	Jake Phillips vs. Norfolk State	Sept. 20
3.	172	Jake Phillips vs. VMI	Sept. 13
4.	139	Jake Phillips at N.C. State	Sept. 6
5.	49	R.J. Archer at N.C. State	Sept. 6

### 300-yard Passing Games

1	R. J. Archer
---	--------------

### 200-yard Passing Games

1	R. J. Archer
1	Jake Phillips

### Top Rushing Performances

1.	180	Terrence Riggins vs. VMI	Sept. 13
2.	97	Jonathan Grimes vs. VMI	Sept. 13
3.	71	Jonathan Grimes vs. Norfolk State	Sept. 20
4.	58	Jonathan Grimes vs. Villanova	Oct. 4
5.	54	Tom Schonder vs. VMI	Sept. 13
6.	51	Terrence Riggins at N.C. State	Sept. 6
7.	49	Jake Phillips vs. VMI	Sept. 13
8.	43	R.J. Archer vs. VMI	Sept. 13
9.	30	Terrence Riggins vs. Norfolk State	Sept. 20
	30	Jonathan Grimes at N.C. State	Sept. 6

### 100-yard Rushing Games

1	Terrence Riggins
---	------------------

### Top Receiving Performances

1.	105	J. Grimes vs. Villanova	Oct. 4
2.	99	D.J. McAulay at N.C. State	Sept. 6
3.	83	E. Mack vs. Villanova	Oct. 4
4.	80	D.J. McAulay vs. Norfolk State	Sept. 20
5.	63	Elliott Mack vs. Norfolk State	Sept. 20
6.	60	Rob Varno vs. VMI	Sept. 13
7.	58	Rob Varno vs. Villanova	Oct. 4
8.	45	Chase Hill at N.C. State	Sept. 6
9.	43	D.J. McAlay vs. VMI	Sept. 13
10.	42	Elliott Mack vs. VMI	Sept. 13

### 100-yard Receiving Games

1	Jonathan Grimes
---	-----------------

## Tribe's All-Time Top Offensive Performances

### Top Passing Performances

1.	433	Jake Phillips vs. Delaware, 8/30/07
2.	426	Dave Corley vs. Northeastern, 10/28/00
3.	409	Mike Potts at Towson, 11/4/06
4.	406	Stan Yagiello vs. JMU, 9/28/85
5.	401	David Murphy at Marshall, 11/5/84
6.	399	Chris Garrity at ECU, 11/14/81
7.	385	Greg DeGennaro at Bucknell, 9/20/86
8.	383	Kenny Lambiotte vs. Colgate, 9/6/86
9.	381	Mike Cook at N. Iowa, 12/7/96*
10.	378	Lang Campbell vs. Northeastern, 10/2/04
11.	373	Mike Cook vs. UNH, 10/24/98
12.	368	Lang Campbell at Liberty, 10/9/04
13.	360	Dave Murphy vs. Rutgers, 10/22/83
14.	355	Lang Campbell at Delaware, 10/23/04
15.	352	Mike Cook at Ga. Southern, 9/6/97
16.	346	Dave Corley vs. VMI, 9/14/02
17.	345	Chris Hakel vs. Delaware, 9/14/91
	345	Stan Yagiello vs. Norfolk St., 9/14/85
19.	342	Jake Phillips at Richmond, 11/16/07

\*NCAA Playoff Game

### Top Rushing Performances

1.	257	Phil Mosser at Ohio Wes., 10/3/70
2.	219	Derek Fitzgerald vs. Penn., 10/14/95
3.	201	Alvin Porch at UConn., 10/18/97
4.	198	Jon Smith at UNH, 10/19/02
5.	189	Derek Fitzgerald at NU, 9/16/95
	189	Derek Fitzgerald vs. Villanova, 10/23/93
7.	186	Alvin Porch vs. Boston, 9/27/97
8.	183	Alvin Porch vs. Delaware, 11/2/96
9.	181	Robert Green at Navy, 9/21/91
10.	180	Robert Green at Citadel, 9/8/90
	180	Terrence Riggins vs. VMI, 9/13/08
12.	177	Tyrone Shelton vs. ETSU, 11/4/89
	177	Hameen Ali vs. Delaware, 10/10/98
14.	173	Alvin Porch vs. Richmond, 11/15/97
15.	172	Bill Bowman vs. WFU, 9/19/53
16.	171	Jim Kruis vs. Navy, 10/16/76
17.	170	Troy Keen at Furman, 9/17/94
18.	165	Elijah Brooks at Towson, 11/4/06
	165	Robert Green vs. VMI, 10/13/90
20.	164	Tyrone Shelton at Furman, 11/3/90
	164	Keith Fimian vs. Virginia, 9/18/76
22.	153	Jim Kruis vs. The Citadel, 11/13/76
23.	152	Jim Kruis vs. VMI, 11/5/75
24.	151	Jim Kruis vs. VMI, 9/11/76
25.	142	Lang Campbell vs. Delaware, 12/4/04*

\*NCAA Playoff Game

### Top Receiving Performances

1.	244	Dominique Thompson at Delaware, 10/23/04
2.	240	David Conklin at VMI, 9/13/97
3.	226	Mike Sutton at Marshall, 11/5/83
4.	221	Dominique Thompson at LU, 10/9/04
5.	211	Kurt Wrigley vs. Richmond, 11/21/81
6.	201	Elliott Mack at Richmond, 11/16/07
7.	198	Ron Gilliam vs. JMU, 9/28/85
8.	195	Chris Rosier at UConn., 10/18/97
9.	194	Rich Musinski vs. Delaware, 9/28/02
10.	191	Rich Musinski at URI, 10/25/03
11.	185	Dominique Thompson vs. UD, 12/4/04*
12.	184	Chris Rosier at URI, 10/7/00
13.	183	Glenn Bodnar at Colgate, 11/10/84
14.	182	Dave Szydluk vs. JMU, 9/28/85
15.	168	Chris Rosier at JMU, 10/28/00
16.	164	Rich Musinski vs. UNH, 9/29/01
17.	162	D.J. McAulay vs. Delaware, 8/30/07
	162	Dave Conklin vs. UConn., 11/14/98
19.	161	Rich Musinski at UMass, 9/1/01
20.	158	Harry Mehre vs. Lehigh, 9/17/88

\*NCAA Playoff Game

# Scoring Drives Chart



## William and Mary 2008 Scoring Drives

Opponent	Obtained	Plays	Yards	TOP	Result	Quarter	Play
N.C. State	Kickoff	8	36	3:07	FG	Third	Pate 43-yard field goal
N.C. State	Kickoff	6	71	2:04	TD	Third	McAulay 30-yard pass from Phillips
N.C. State	Interception	0	0	0:00	TD	Fourth	Cox 45-yard interception return
N.C. State	Punt	11	77	2:54	TD	Fourth	McAulay 25-yard pass from Archer
VMI	Punt	7	80	3:49	TD	First	Grimes 29-yard run
VMI	Fumble	5	61	1:40	TD	First	Varno 21-yard pass from Phillips
VMI	Punt	4	62	1:41	TD	Second	McAulay 28-yard pass from Phillips
VMI	Kickoff	7	55	1:01	FG	Second	Pate 42-yard field goal
VMI	Kickoff	2	65	0:42	TD	Third	Grimes 12-yard run
VMI	Fumble	2	31	0:37	TD	Third	Phillips 19-yard run
VMI	Kickoff	8	72	4:02	TD	Third	Mack 11-yard pass from Phillips
VMI	Downs	12	79	7:17	TD	Fourth	Schonder 11-yard run
Norfolk State	Punt	6	74	1:43	TD	First	Grimes 38-yard run
Norfolk State	Interception	3	28	1:24	TD	First	Grimes 20-yard pass from Phillips
Norfolk State	Missed FG	0	0	0:12	TD	Second	Caldwell 66-yard blocked FG return
Norfolk State	Kickoff	6	71	3:01	TD	Third	McAulay 32-yard pass from Phillips
Norfolk State	Fumble	3	38	1:17	TD	Third	Mack 10-yard pass from Phillips
Norfolk State	Interception	8	92	4:16	TD	Third	McAulay 22-yard pass from Phillips
Villanova	Kickoff	0	0	0:00	TD	Second	Grimes 97-yard kickoff return
Villanova	Punt	3	75	0:41	TD	Third	Mack 44-yard pass from Archer
Villanova	Punt	8	52	3:10	TD	Fourth	Archer 3-yard run
Villanova	Kickoff	6	80	1:55	TD	Fourth	Archer 6-yard run



# The Last Time It Happened

## Team

Shut out an opponent ..... 56-0, vs. Liberty, 9/24/05  
 Was shut out ..... 0-14, at Delaware, 11/1/97  
 Consecutive shutouts ..... at Northeastern (32-0), at New Hampshire (39-0), 1995

Scored 60-69 points ..... 63-16 at VMI, 9/8/07  
 Scored 50-59 points ..... **52 vs VMI, 9/13/08**

Consecutive 50+ games ..... at Northeastern (53), vs. Villanova (51), 1993  
 Consecutive 40+ games ..... **vs. VMI (52) 9/13/08, vs. Norfolk State (42) 9/20/08**

Passed for 400+ yards ..... 433, vs. Delaware, 8/30/07  
 Allowed 400+ passing yards ..... 489, at Western Michigan, 9/5/03

Passed for 300+ yards ..... **307, vs. Villanova, 10/4/08**  
 Allowed 300+ passing yards ..... 367, at Towson, 11/4/06

Rushed for 400+ yards ..... 433, vs. Villanova, 10/23/99  
 Allowed 400+ yards rushing ..... 509, vs. Furman, 9/18/99

Rushed for 300+ yards ..... **398 vs. VMI, 9/13/08**  
 Rushed/Passed for 200+ yards ..... at VMI (249 rush, 275 pass), 9/8/07

Had 600+ yds of total offense ..... 630, at Towson, 11/4/06  
 Allowed 600+ yards of total off. .... 638, at Western Michigan, 9/6/03

Had 500-599 yds of total offense ..... **570, vs. VMI, 9/13/08**  
 Allowed 500-599 yards total off ..... 505, at Villanova, 10/6/07

Gained less than 100 yards total offense ..... None post 1981  
 Held opponent under 100 yards total offense ..... 82, at Bucknell, 9/21/96

Gained less than 50 rush yards ..... 5, at Virginia Tech, 9/22/07  
 Held opponent under 50 rush yards ..... -6, vs. Liberty, 9/24/05

Gained less than 50 pass yards ..... 30, vs. Boston, 9/19/92  
 Held opponent under 50 pass yards ..... **25, vs. VMI, 9/13/08**

Intercepted five passes ..... 5, vs. Pennsylvania, 10/14/95  
 Had five passes intercepted ..... 5, vs. Boston, 10/14/89

Scored a defensive touchdown ..... **at N.C. State (Interception return), 9/6/08**  
 Allowed a defensive touchdown ..... at Virginia Tech (Punt return), 9/22/07

Scored a special teams touchdown ..... **vs. Norfolk State (Blocked field goal return), 9/20/08**  
 Allowed a special teams touchdown ..... at Richmond (Blocked punt return), 11/16/07

Scored defensive and special teams touchdowns ..... at Richmond, 11/21/03

Recorded a safety ..... vs. Villanova, 11/6/04  
 Surrendered a safety ..... **vs. Norfolk State, 9/20/08**

Won in overtime ..... (2 OT) 48-41, vs. Liberty, 9/15/07  
 Lost in overtime ..... 31-34, at James Madison, 11/16/02  
 Tied an opponent ..... 31-31, at Princeton, 9/23/89

## Individual

Passed for 400+ yds ..... 433, J. Phillips, vs. Delaware, 8/30/07  
 Opponent passed for 400+ yards ..... 450, C. Munson at Western Michigan, 9/6/03

Passed for 300+ yards ..... **307, R.J. Archer, vs. Villanova, 10/4/08**  
 Opponent passed for 300+ yards ..... 367, S. Schaefer, at Towson, 11/4/06

Passed for 200+ yards ..... **307, R.J. Archer, vs. Villanova, 10/4/08**  
 Opponent passed for 200+ yards ..... **246, H. Beck, at N.C. State, 9/6/08**

Passed for 6 touchdowns ..... S. Knight, vs. Maine, 11/6/93  
 Opponent passed for 6 touchdowns ..... C. Munson, at Western Michigan, 9/6/03

Passed for 4+ touchdowns ..... **4, J. Phillips, vs. Norfolk State, 9/20/08**  
 Opponent passed for 4+ touchdowns ..... 4, A. Young, at Villanova, 10/6/07

Completed 30+ attempts ..... 30, L. Campbell, vs. James Madison, 12/10/04  
 Opponent completed 30+ attempts ..... 33, S. Schaefer, at Towson, 11/4/06

QB pass/rush for 100 yards ..... D. Corley (247 pass, 107 rush), at Villanova, 11/11/00  
 Opponent QB pass/rush for 100 yards ..... J. Eaton (128 pass, 106 rush), at Maine, 9/7/02

QB had 2 pass / 2 rush TDs ..... L. Campbell (2 pass, 2 rush), at North Carolina, 9/4/04  
 Opponent QB had 2 pass / 2 rush TDs ..... B. Savage (2 pass, 3 rush), at Hofstra, 11/3/07

Rushed for 200+ yards ..... 201, A. Porch, at Connecticut, 10/18/97  
 Had an opponent rush for 200+ yards ..... 244, O. Cuff, vs. Delaware, 8/30/07

Rushed for 100+ yards ..... **180, T. Riggins, vs. VMI, 9/13/08**  
 Had an opponent rush for 100+ yards ..... **137, A. Ball, vs. Villanova, 10/4/08**

Two players rush for 100 yards ..... T. Keen (158), D. Fitzgerald (140), vs. URI, 10/7/95  
 Two opponents rush for 100 yards ..... R. Landers (171), G. Yancey (132), vs. JMU, 11/10/07

Two players with 100 receiving yds ..... C. Dohse (117), E. Mack (105), at Villanova, 10/6/07  
 Two opponents with 100 receiving yards ..... D. Boler (155) and J. Long (108), at UD, 10/23/04

Had 200+ yards receiving ..... 201, E. Mack, at Richmond, 11/16/07  
 Opponent had 200+ yards receiving ..... 206, C. Adams, vs. Hofstra, 10/6/01

Had 100+ yards receiving ..... **106, J. Grimes, vs. Villanova, 10/4/08**  
 Opponent had 100+ yards receiving ..... 105, M. Sherry, at Villanova, 10/6/07

Had 300+ all-purpose yards ..... **324, J. Grimes, vs. Villanova, 10/4/08**

Had 30+ carries ..... 30, E. Brooks, vs. Villanova, 10/28/06  
 Opponent had 30+ carries ..... 34, M. Lawrence, vs. UMass, 10/27/07

Rushed for 4 touchdowns ..... 4, E. Brooks, vs. New Hampshire, 10/8/05  
 Opponent rushed for 4 touchdowns ..... 6, O. Cuff, vs. Delaware, 8/30/07

Rushed for 3 touchdowns ..... 3, D. Holmes, at VMI, 9/8/07  
 Opponent rushed for 3 touchdowns ..... 3, G. Yancey, vs. James Madison, 11/10/07

Had 10+ receptions ..... 10, E. Mack, at Richmond, 11/16/07  
 Opponent had 10+ receptions ..... 11, D. Arnold, at Towson, 11/4/06

Had 3+ touchdown receptions ..... 4, D. Thompson, at Delaware, 10/23/04  
 Opponent had 3+ touchdown receptions ..... 3, T. Hinshaw, at Central Florida, 9/23/00

Had TD Rushing/TD Receiving ..... **J. Grimes (1 rush, 1 receiving), vs. Norfolk State, 9/20/08**  
 Opponent had TD Rushing/TD Receiving ..... B. Ore (1 rush, 1 receiving), at Virginia Tech, 9/22/07

Returned a kickoff for TD ..... **J. Grimes, 97 yards, vs. Villanova, 10/4/08**  
 Had a kickoff returned for TD ..... J. Mathis, 93 yards, vs. Hampton, 11/27/04

Returned a punt for TD ..... M. Bobo, 69 yards, at Richmond, 11/21/03  
 Had a punt returned for TD ..... E. Royal, 60 yards, at Virginia Tech, 9/22/07

Returned a blocked punt for TD ..... S. McDermott, 12 yards, at Rhode Island, 9/7/96  
 Had a blocked punt returned for TD ..... P. Weldon, 5 yards, at Richmond, 11/16/07

Returned a blocked field goal for TD ..... **D. Caldwell, 66 yards, vs. Norfolk State, 9/20/08**

Blocked a field goal ..... **M. Alvarado, 38-yard attempt vs. Villanova, 10/4/08**  
 Had a field goal blocked ..... **B. Pate, 32-yard attempt, vs. Villanova, 10/4/08**

Blocked a punt ..... **S. Alexander, vs. Villanova, 10/4/08**  
 Had a punt blocked ..... **D. Miller, vs. Villanova, 10/4/08**

Returned a fumble for TD ..... M. Pigram, 42 yards, vs. UMass, 10/27/07  
 Had a fumble returned for TD ..... J. Couch, 70 yards, vs. Marshall, 9/1/05

Had 2+ interceptions ..... 2, B. Cottingham, at Richmond, 11/16/07  
 Opponent had 2+ interceptions ..... 2, P. Sturdivant, at Virginia Tech, 9/22/07

Returned an INT for TD ..... **D. Cox (45 yards), at N.C. State, 9/6/08**  
 Had an INT returned for TD ..... B. Flowers, 49 yards, at Virginia Tech, 9/22/07

Made 4 Field Goals ..... B. Sterba, vs. Northeastern, 10/28/01  
 Opponent made 4 Field Goals ..... M. Husted, at Virginia, 10/24/92

Made 3 Field Goals ..... B. Pritchard, at Towson, 11/4/06  
 Opponent made 3 Field Goals ..... J. Dunlevy, at Virginia Tech, 9/22/07

Kicked a 50+ yard Field Goal ..... 50, G. Kuehn, at Rhode Island, 9/17/05  
 Opponent kicked a 50+ yard Field Goal ..... 51, C. McCormack, vs. New Hampshire, 10/15/03

2-point run ..... L. Campbell, vs. James Madison, 12/10/04  
 Opponent 2-point run ..... C. Cross, vs. Villanova, 11/27/01

2-point reception ..... J. Nicholas, vs. Northeastern, 10/2/04  
 Opponent 2-point reception ..... R. Jennings, vs. Liberty, 9/15/07



# Single-Game Records



## Individual Records

### Scoring

#### Most Points

36, Bill Palese vs. Bridgewater, 1931

#### Most Touchdowns

6, Bill Palese vs. Bridgewater, 1931

#### Most PATs

**9, B. Pate at VMI, 2007**

8, Greg Kuehn vs. Liberty, 2005

8, Greg Kuehn vs. VMI, 2002

8, Terry Regan vs. Davidson, 1972

#### Most Field Goals

4, Chris Dawson vs. Lehigh, 1992

4, Brian Shallcross vs. VU, 1995

4, Brett Sterba vs. Northeastern, 2000

### Total Offense

#### Most Yards

**462, Jake Phillips vs. Delaware, 2007**

454, David Corley vs. Northeastern, 2000

### Rushing

#### Rush Attempts

37, Wes Meeteer vs. Davidson, 1969

37, Troy Keen vs. Northeastern, 1994

37, Derek Fitzgerald vs. Penn, 1995

#### Rushing Yards

257, Phil Mosser vs. Ohio Wesl., 1970

### Passing

#### Pass Attempts

53, Lang Campbell vs. UD, 2004

52, Mike Cook vs. UNH, 1998

#### Completions

35, Dave Murphy vs. Rutgers, 1983

#### Passing Yards

**433, Jake Phillips vs. Delaware, 2007**

426, David Corley vs. Northeastern, 2000

#### Touchdown Passes

6, Shawn Knight vs. Maine, 1993

### Receiving

#### Receptions

13, Rich Musinski vs. URI, 2003

13, Glen Bodnar vs. Colgate, 1984

#### Receiving Yards

244, Dominique Thompson at UD, 2004

240, Dave Conklin vs. VMI, 1997

#### TD Receptions

4, Dominique Thompson at UD, 2004

4, Vito Ragazzo vs. WFU, 1949

4, Corey Ludwig vs. Maine, 1993

### Sacks

3.5, Luke Cullinane vs. VU, 1996

### Interceptions

4, Jack Bruce vs. Richmond, 1947

## Individual Long Plays

### Rush from scrimmage

95 yds, John Truehart vs. Elon, 1934

### Pass Completion

87 yds, Lang Campbell to Dominique Thompson at Delaware, 2004

87 yds, Dan Henning to Tom Scott vs. Navy, 1961

### Punt

77 yds, Russell Brown, 1972

77 yds, Joe Agee, 1975

77 yds, Jack Freeman, 1942

### Punt Return

101 yds, Dale Worrall vs. Bridgewater, 1932

### Kickoff Return

100 yds, Dick Pawlewicz vs. UVA, 1974

### Run With Fumble

91 yds, Meb Davis vs. Columbia, 1926

### Run with Interception

93 yds, Marvin Graham vs. Virginia Tech, 1946

### Field Goal

53 yds, Steve Christie vs. ETSU, 1987

53 yds, Steve Christie vs. UVA, 1988

53 yds, Brett Sterba vs. Delaware, 2000

## Team Records

### Most Points Scored

95, vs. Bridgewater, 1931

### Most Points Allowed

93, by Delaware, 1915

### Most Yards Gained

681, vs. Richmond, 1991

### Most Plays

100, vs. Virginia Tech, 1971

### Rushing Yards

453, vs. Ohio Wesleyan, 1970

433, vs. Villanova, 1993

419, vs. Delaware, 1973

417, vs. Richmond, 1974

413, vs. VMI, 1993

### Pass Attempts

55, vs. Virginia Tech, 1971

### Pass Completions

35, vs. Rutgers, 1983

### Passing Yards

498, vs. VMI, 1997

433, vs. Delaware, 2007

426, vs. Northeastern, 2000

414, vs. Miami (Ohio), 1982

412, vs. JMU, 1985

403, vs. East Carolina, 1981

### First Downs

36, vs. VMI, 1991

36, vs. VMI, 1993

35, vs. Liberty, 2005

### Most Interceptions

6, vs. Wake Forest, 1947

### Best Defense Against the Run

-39 yds, vs. Colgate, 1988

-39 yds, vs. Villanova, 1996

-11 yds, Quantico, 1967

-6 yds, vs. Liberty, 2005

-6 yds, vs. Villanova, 1993

### Best Defense Against the Pass

9 yds, vs. UMass, 1995

9 yds, vs. East Carolina, 1980

9 yds, vs. Appalachian State, 1976

10 yds, vs. Furman, 1999

11 yds, vs. VMI, 1993

Active players in bold.



# Offensive Individual Career Game Highs

## Quarterbacks

### Jake Phillips, Sr.

#### Passing

Att. 43 ... (2) last at Richmond, 2007  
 Cmp. 25 ... vs. Delaware, 2007  
 Cmp. % 90.0 ... at Northeastern, 2005  
 Yards 433 ... vs. Delaware, 2007  
 Long 73 ... at Villanova, 2007  
 TDs 4 ... twice, last vs. Norfolk State, 2008  
 INTs 3 ... at Virginia Tech, 2007  
 Sacked 7 ... at Richmond, 2007

#### Rushing

Att. 15 ... vs. James Madison, 2005  
 Yards 57 ... vs. James Madison, 2005  
 TDs 2 ... (2) last vs. Delaware, 2005  
 Long 30 ... at Richmond, 2007

### R. J. Archer, Jr.

#### Passing

Att. 37 ... vs. Villanova, 2008  
 Cmp. 21 ... vs. Villanova, 2008  
 Cmp. % 56.8 ... vs. Villanova, 2008  
 Yards 307 ... vs. Villanova, 2008  
 Long 51 ... vs. Villanova, 2008  
 TDs 1 ... (2) last vs. Villanova, 2008  
 INTs 1 ... vs. Villanova, 2008  
 Sacked 1 ... vs. Villanova, 2008

#### Rushing

Att. 8 ... (2) last vs. Villanova, 2008  
 Yards 43 ... vs. VMI, 2008  
 TDs 2 ... vs. Villanova, 2008  
 Long 27 ... vs. VMI, 2008

Completion % - (Minimum 10 attempts)

## Running Backs

### DeBrian Holmes, Sr.

#### Rushing

Att. 23 ... vs. Liberty, 2007  
 Yards 96 ... vs. Liberty, 2007  
 TDs 3 ... at VMI, 2007  
 Long 27 ... vs. New Hampshire, 2005

#### Receiving

Rec. 7 ... vs. Delaware, 2005  
 Yards 52 ... vs. Delaware, 2005  
 TDs 1 ... at VMI, 2005  
 Long 24 ... at Towson, 2006

### Courtland Marriner, So.

#### Rushing

Att. 21 ... vs. UMass, 2007  
 Yards 107 ... at VMI, 2007  
 TDs 1 ... at VMI, 2007  
 Long 25 ... (2) last at Richmond, 2007

#### Receiving

Rec. 2 ... (3) last vs. JMU, 2007  
 Yards 19 ... at Hofstra, 2007  
 TD 1 ... (2) last vs. JMU, 2007  
 Long 23 ... vs. JMU, 2007

### Thomas Schonder, So.

#### Rushing

Att. 9 ... at Virginia Tech, 2007  
 Yards 54 ... vs. VMI, 2008  
 TDs 1 ... (2) last vs. VMI, 2008  
 Long 33 ... vs. VMI, 2008

#### Receiving

Rec. 1 ... (2) last vs. Towson, 2007  
 Yards 12 ... vs. Towson, 2007  
 TDs 0  
 Long 12 ... vs. Towson, 2007

### Terrence Riggins, So.

#### Rushing

Att. 15 ... vs. VMI, 2008  
 Yards 180 ... vs. VMI, 2008  
 TDs 1 ... (2) last vs. JMU, 2007  
 Long 53 ... vs. VMI, 2008

#### Receiving

Rec. 2 ... vs. JMU, 2007  
 Yards 8 ... vs. JMU, 2007  
 TDs 0  
 Long 5 ... (2) last at N.C. State, 2008

### Jonathan Grimes, Fr.

#### Rushing

Att. 11 ... vs. Villanova, 2008  
 Yards 97 ... vs. VMI, 2008  
 TDs 2 ... vs. VMI, 2008  
 Long 39 ... vs. VMI, 2008

#### Receiving

Rec. 6 ... vs. Villanova, 2008  
 Yards 105 ... vs. Villanova, 2008  
 TDs 1 ... vs. Norfolk State, 2008  
 Long 51 ... vs. Villanova, 2008

### Ryan Woolfolk, RFr.

#### Rushing

Att. 1 ... at N.C. State, 2008  
 Yards 2 ... at N.C. State, 2008  
 TDs 0  
 Long 2 ... at N.C. State, 2008

#### Receiving

Rec. 1 ... at N.C. State, 2008  
 Yards 3 ... at N.C. State, 2008  
 TDs 0  
 Long 3 ... at N.C. State, 2008

### Jimmy Hobson, So. (FB)

#### Rushing

Att. 2 ... at VMI, 2007  
 Yards 8 ... at VMI, 2007  
 TDs 0  
 Long 4 ... at VMI, 2007

#### Receiving

Rec. 0  
 Yards 0  
 TDs 0  
 Long 0

## Wide Receivers/Tight Ends

### Elliott Mack, Sr. (WR)

#### Receiving

Rec. 10 ... at Richmond, 2007  
 Yards 201 ... at Richmond, 2007  
 TDs 1 ... (14) last vs. Villanova, 2008  
 Long 73 ... at Villanova, 2007

#### Rushing

Att. 3 ... vs. Villanova, 2006  
 Yards 29 ... vs. Towson, 2005  
 TDs 1 ... at Richmond, 2007  
 Long 20 ... vs. Towson, 2005

### Cameron Dohse, So. (WR)

#### Receiving

Rec. 7 ... at Maine, 2007  
 Yards 123 ... at Maine, 2007  
 TDs 2 ... at Maine, 2007  
 Long 43 ... at Villanova, 2007

### Terreon Conyers, So. (WR)

#### Receiving

Rec. 1 ... (2) vs. VMI, 2008  
 Yards 12 ... vs. VMI, 2008  
 TDs 0  
 Long 12 ... vs. VMI, 2008

### D.J. McAulay, Jr. (WR)

#### Receiving

Rec. 7 ... vs. Delaware, 2007  
 Yards 162 ... vs. Delaware, 2007  
 TDs 2 ... twice, last vs. Norfolk State, 2008  
 Long 49 ... at Maryland, 2006

#### Rushing

Att. 1 ... (7) last vs. VMI, 2008  
 Yards 17 ... vs. Richmond, 2006  
 TDs 0  
 Long 15 ... vs. Richmond, 2006

### Chase Hill, So. (WR)

#### Receiving

Rec. 4 ... (2) last vs. Villanova, 2008  
 Yards 45 ... at N.C. State, 2008  
 TDs 0  
 Long 30 ... at N.C. State, 2008

### Eric Robertson, Jr. (WR)

#### Receiving

Rec. 5 ... at Villanova, 2007  
 Yards 56 ... at Villanova, 2007  
 TDs 0  
 Long 21 ... vs. UMass, 2007

### Rob Varno, Jr. (TE)

#### Receiving

Rec. 6 ... vs. Villanova, 2008  
 Yards 60 ... vs. VMI, 2008  
 TDs 1 ... vs. VMI, 2008  
 Long 32 ... at VMI, 2007

\*NCAA Playoff Game

# Defensive Individual Career Game Highs



## Defensive Line

### Adrian Tracy, Jr. (DE)

TT 10 .....vs. Hofstra, 2006  
 UT 7 .....at N.C. State, 2008  
 AT 7 .....vs. Richmond, 2006  
 Sacks 3.0 ....at Towson, 2006  
 TFL 4.0 ....(2) last vs. Norfolk St., 2008  
 FF 1 .....(3) last at Richmond, 2007  
 FR 0  
 INT 1 .....vs. UMass, 2007  
 PBU 1 .....(4) last at N.C. State, 2008

### C.J. Herbert, Jr. (DE)

TT 9 .....at Hofstra, 2007  
 UT 3 .....at Villanova, 2008  
 AT 8 .....at Hofstra, 2007  
 Sacks 1.0 ....(2) last vs. Norfolk St., 2008  
 TFL 1.5 ....at N.C. State, 2008  
 FF 1 .....vs. Norfolk St., 2008  
 FR 0  
 INT 0  
 PBU 2 .....vs. Towson, 2007

### Sean Lissemore, Jr. (DT)

TT 7 .....(2) last at VMI, 2007  
 UT 4 .....at Towson, 2006  
 AT 5 .....(4) last at Hofstra, 2007  
 Sacks 1.0 ....(2) last vs. Delaware, 2007  
 TFL 1.5 ....vs. Richmond, 2006  
 FF 0  
 FR 0  
 INT 1 .....vs. Towson, 2007  
 PBU 0

### Derek Toon, So. (DT)

TT 4 .....at Maine, 2007  
 UT 2 .....at Maine, 2007  
 AT 3 .....vs. Delaware, 2007  
 Sacks 0.5 ....at VMI, 2007  
 TFL 1.0 ....at Maine, 2007  
 FF 0  
 FR 0  
 INT 0  
 PBU 0

### Michael Stover, So. (DT)

TT 5 .....at Richmond, 2007  
 UT 3 .....vs. VMI, 2008  
 AT 5 .....at Richmond, 2007  
 Sacks 0  
 TFL 0.5 ....(3) last vs. Norfolk St., 2008  
 FF 0  
 FR 0  
 INT 0  
 PBU 1 .....vs. Norfolk St., 2008

### Kyle O'Brien, So. (DT)

TT 6 .....vs. Norfolk St., 2008  
 UT 3 .....at N.C. State, 2008  
 AT 0  
 Sacks 0  
 TFL 0  
 FF 0  
 FR 0  
 INT 0  
 PBU 0

### Harold Robertson, RFr. (DT)

TT 4 .....vs. VMI, 2008  
 UT 2 .....vs. Villanova, 2008  
 AT 3 .....vs. VMI, 2008  
 Sacks 0  
 TFL 0  
 FF 0

FR 0  
 INT 0  
 PBU 0

### Marcus Hyde, RFr. (DE)

TT 3 .....vs. VMI, 2008  
 UT 2 .....(2) last vs. Villanova, 2008  
 AT 1 .....(2) last vs. VMI, 2008  
 Sacks 1 .....vs. Villanova, 2008  
 TFL 0  
 FF 0  
 FR 0  
 INT 0  
 PBU 0

### Ravi Pradhanang, RFr. (DE)

TT 3 .....vs. VMI, 2008  
 UT 2 .....vs. VMI, 2008  
 AT 1 .....vs. VMI, 2008  
 Sacks 0  
 TFL 0  
 FF 0  
 FR 0  
 INT 0  
 PBU 0

### Daniel Pulley, Jr. (DT)

TT 3 .....vs. VMI, 2008  
 UT 1 .....vs. VMI, 2008  
 AT 2 .....vs. VMI, 2008  
 Sacks 1.0 ....vs. VMI, 2008  
 TFL 1.0 ....vs. VMI, 2008  
 FF 0  
 FR 0  
 INT 0  
 PBU 0

### James Pagliaro, RFr. (DT)

TT 1 .....(2) last vs. Norfolk St., 2008  
 UT 1 .....vs. Norfolk St., 2008  
 AT 1 .....vs. VMI, 2008  
 Sacks 0  
 TFL 0  
 FF 0  
 FR 0  
 INT 0  
 PBU 0

## Linebackers

### Josh Rutter, Sr.

TT 16 .....at Marshall, 2005  
 UT 12 .....vs. Villanova, 2008  
 AT 12 .....at Marshall, 2005  
 Sacks 1.0 ....(2) last vs. Villanova, 2008  
 TFL 1.5 ....(8) vs. Villanova, 2008  
 FF 1 .....(2) last vs. VMI, 2008  
 FR 2 .....at VMI, 2007  
 INT 1 .....at Richmond, 2005  
 PBU 1 .....(6) last vs. VMI, 2008

### Michael Pigram, Sr.

TT 14 .....vs. UMass, 2007  
 UT 10 ....(2) last vs. UMass, 2007  
 AT 8 .....vs. Delaware, 2007  
 Sacks 1.0 ....vs. UMass, 2007  
 TFL 1.0 ....(7) last vs. UMass, 2007  
 FF 2 .....vs. Villanova, 2006  
 FR 1 .....(2), last vs. UMass, 2007  
 INT 1 .....vs. UMass, 2007  
 PBU 0

### Todd Reyher, Sr.

TT 5 .....vs. VMI, 2008  
 UT 3 .....vs. VMI, 2008  
 AT 2 .....vs. VMI, 2008  
 Sacks 0  
 TFL 0.5 ....(2) last at Villanova, 2007  
 FF 0  
 FR 0  
 INT 0  
 PBU 2 .....vs. Liberty, 2005

### Jake Trantin, RFr.

TT 9 .....vs. Villanova, 2008  
 UT 7 .....vs. Villanova, 2008  
 AT 2 .....(2) vs. Villanova, 2008  
 Sacks 0.5 ....vs. VMI, 2008  
 TFL 1.5 ....(2) vs. Villanova, 2008  
 FF 1 .....vs. Norfolk St., 2008  
 FR 0  
 INT 0  
 PBU 1 .....(2) vs. VMI, 2008

### Evan Francks, So.

TT 10 ....at Hofstra, 2007  
 UT 6 .....at Richmond, 2007  
 AT 8 .....at Hofstra, 2007  
 Sacks 1.0 ....at VMI, 2007  
 TFL 1.0 ....(2) last vs. Norfolk St., 2008  
 FF 0  
 FR 1 .....vs. VMI, 2008  
 INT 0  
 PBU 1 .....at Richmond, 2007

### Wes Steinman, So.

TT 5 .....at VMI, 2007  
 UT 2 .....(3) last vs. UMass, 2007  
 AT 3 .....(4) last at N.C. State, 2008  
 Sacks 1.0 ....at VMI, 2007  
 TFL 1.0 ....(2) last at Villanova, 2007  
 FF 0  
 FR 0  
 INT 0  
 PBU 0

## Defensive Backs

### Derek Cox, Sr. (CB)

TT 14 ....at Liberty, 2006  
 UT 9 .....at Liberty, 2006  
 AT 5 .....at Liberty, 2006  
 Sacks 0  
 TFL 2.0 ....vs. VMI, 2008  
 FF 1 .....vs. Towson, 2005  
 FR 1 .....(2) last vs. Maine, 2006  
 INT 2 .....vs. Towson, 2007  
 PBU 3 .....(2) last vs. Towson, 2007

### David Caldwell, Jr. (SS)

TT 15 .....at VMI, 2007  
 UT 10 ....vs. Towson, 2007  
 AT 10 ....at Hofstra, 2007  
 Sacks 1.0 ....at N.C. State, 2008  
 TFL 1.5 ....at VMI, 2007  
 FF 1 .....(2) vs. VMI, 2008  
 FR 0  
 INT 1 .....(2) last vs. Liberty, 2007  
 PBU 1 .....(4) last at N.C. State, 2008

### Robert Livingston, Jr. (FS)

TT 10 ....vs. Delaware, 2007  
 UT 6 .....(3) last at Hofstra, 2007  
 AT 7 .....at Richmond, 2007  
 Sacks 0  
 TFL 0.5 ....(2) last at Richmond, 2007  
 FF 0

FR 0

INT 1 .....vs. Norfolk St., 2008  
 PBU 4 .....vs. Towson, 2007

### David Houff, Sr. (DB)

TT 6 .....(2) last vs. Towson, 2007  
 UT 6 .....at Towson, 2006  
 AT 4 .....at Liberty, 2006  
 Sacks 0  
 TFL 0  
 FF 0  
 FR 0  
 INT 1 .....(3) last vs. Norfolk St., 2008  
 PBU 1 .....at Towson, 2006

### Michael Alvarado, So. (S)

TT 5 .....vs. VMI, 2008  
 UT 3 .....(2) last vs. VMI, 2008  
 AT 2 .....(2) last vs. Villanova, 2008  
 Sacks 0  
 TFL 1.0 ....(2) last at N.C. State, 2008  
 FF 0  
 FR 0  
 INT 0  
 PBU 1 .....at N.C. State, 2008

### Terrell Wells, So. (CB)

TT 4 .....at Virginia Tech, 2007  
 UT 3 .....vs. Towson, 2007  
 AT 3 .....at Virginia Tech, 2007  
 Sacks 0  
 TFL 1 .....vs. Norfolk St., 2008  
 FF 0  
 FR 1 .....vs. Delaware, 2007  
 INT 0  
 PBU 1 .....at N.C. State, 2008

### Sheldon Alexander, Jr.

TT 7 .....vs. JMU, 2007  
 UT 4 .....vs. JMU, 2007  
 AT 3 .....vs. JMU, 2007  
 Sacks 0  
 TFL 0  
 FF 0  
 FR 0  
 INT 0  
 PBU 0

### Fred Johnson, Jr. (CB)

TT 3 .....(2) last vs. Norfolk St., 2008  
 UT 2 .....(2) last vs. Villanova, 2008  
 AT 2 .....vs. Norfolk St., 2008  
 Sacks 0  
 TFL 0  
 FF 0  
 FR 0  
 INT 0  
 PBU 3 .....vs. Norfolk St., 2008

### Ben Cottingham, So. (CB)

TT 7 .....vs. Villanova, 2008  
 UT 5 .....vs. Villanova, 2008  
 AT 2 .....vs. Villanova, 2008  
 Sacks 0  
 TFL 0  
 FF 0  
 FR 1 .....vs. Norfolk St., 2008  
 INT 1 .....vs. Norfolk St., 2008  
 PBU 0



# Career Statistics

## Quarterbacks

### #11, Jake Phillips' Career Stats

Year	G/S	Eff.	At-Co-In	Pct.	Yds	TD	Lg	Av/G	Rush	Yds	Avg.	TD	Lg	Av/G
2005	10/6	145.8	192-123-7	64.1	1564	12	47	156.4	71	183	2.6	8	17	18.3
2006	7/5	102.6	141-70-3	49.6	763	5	46	109.0	51	67	1.3	1	13	9.6
2007	11/11	141.1	336-190-7	56.5	2801	19	73	254.6	99	192	1.9	5	30	17.5
2008	3/3	134.68	74-42-6	56.8	515	8	38	171.7	19	72	3.8	1	21	24.0
Totals	31/25	134.35	743-425-23	57.2	5643	44	73	182.0	240	514	2.1	15	30	16.6

### #16, R.J. Archer's Career Stats

Year	G/S	Eff.	At-Co-In	Pct.	Yds	TD	Lg	Av/G	Rush	Yds	Avg.	TD	Lg	Av/G
2008	4/1	129.36	46-25-1	54.3	356	2	51	89.0	20	55	4.2	2	27	21.2

## Running Backs

### #8, DeBrian Holmes' Career Stats

Year	G/S	Att	Yds	Avg.	TD	Lg	Av/G	Rec	Yds	Avg.	TD	Lg	Av/G
2005	11/0	56	304	5.4	1	27	27.6	16	121	7.6	1	19	11.0
2006	11/0	44	225	5.1	1	25	20.5	18	110	6.1	0	24	10.0
2007	3/3	49	191	3.9	5	20	63.7	4	40	10.0	0	18	13.3
2008	2/0	8	10	1.3	0	4	5.0	0	0	0.0	0	0	0.0
Totals	27/3	157	730	4.6	7	27	27.0	38	271	7.1	1	24	10.3

### #25, Courtland Marriner's Career Stats

Year	G/S	Att	Yds	Avg.	TD	Lg	Av/G	Rec	Yds	Avg.	TD	Lg	Av/G
2007	9/7	115	518	4.5	1	25	57.6	10	22	2.2	2	23	2.4
2008	2/0	7	9	1.3	0	5	4.5	1	12	12.0	0	12	6.0
Totals	11/7	122	527	4.3	1	25	47.9	11	34	3.1	2	23	3.1

### #33, Thomas Schonder's Career Stats

Year	G/S	Att	Yds	Avg.	TD	Lg	Av/G	Rec	Yds	Avg.	TD	Lg	Av/G
2007	10/0	35	143	4.1	1	29	14.3	2	16	8	0	12	1.6
2008	1/0	7	54	7.7	1	33	54	0	0	0	0	0	0.0
Totals	11/0	42	197	4.7	2	33	17.9	2	16	8	0	12	1.5

### #23, Terrence Riggins' Career Stats

Year	G/S	Att	Yds	Avg.	TD	Lg	Av/G	Rec	Yds	Avg.	TD	Lg	Av/G
2007	3/0	19	61	3.2	2	21	20.3	2	8	4	0	5	2.7
2008	3/3	31	261	8.4	0	53	87.0	1	5	5.0	0	5	1.7
Totals	6/3	50	322	6.4	2	53	53.7	3	13	4.3	0	5	2.2

### #43, Jimmy Hoboson's Career Stats

Year	G/S	Att	Yds	Avg.	TD	Lg	Av/G	Rec	Yds	Avg.	TD	Lg	Av/G
2007	10/0	2	8	4.0	0	4	0.8	0	0	0.0	0	0	0.0

### #34, Jonathan Grimes' Career Stats

Year	G/S	Att	Yds	Avg.	TD	Lg	Av/G	Rec	Yds	Avg.	TD	Lg	Av/G
2008	4/1	33	256	7.8	3	39	64.0	14	145	10.4	1	51	36.2

### #28, Ryan Woolfolk Career Stats

Year	G/S	Att	Yds	Avg.	TD	Lg	Av/G	Rec	Yds	Avg.	TD	Lg	Av/G
2008	1/0	1	2	2.0	0	2	2.0	1	3	3.0	0	3	3.0

## Wide Receivers/Tight Ends

### #2, Elliott Mack's Career Stats

Year	G/S	Rec	Yds	Avg.	TD	Lg	Av/G	Rush	Yds	Avg.	TD	Lg	Av/G
2005	10/1	21	371	17.7	4	47	37.1	2	21	10.5	0	29	2.1
2006	10/3	20	225	11.2	2	32	22.5	7	61	8.7	0	27	6.1
2007	11/9	46	849	18.5	5	73	77.2	6	34	2.3	1	19	1.3
2008	4/4	11	188	17.1	3	44	47.0	0	0	0	0	0	0
Totals	35/17	98	1633	16.7	14	73	46.7	15	117	7.8	1	29	3.3

### #4, D.J. McAulay's Career Stats

Year	G/S	Rec	Yds	Avg.	TD	Lg	Av/G	Rush	Yds	Avg.	TD	Lg	Av/G
2005	9/0	2	49	24.5	0	39	5.4	1	-4	-4.0	0	0	-0.4
2006	8/3	21	307	14.6	2	49	38.4	4	39	9.8	0	27	6.1
2007	1/1	7	162	23.1	1	40	162.0	1	6	6.0	0	6	6.0
2008	4-4	13	246	18.9	5	32	61.5	1	5	5.0	0	5	1.3
Totals	22/8	43	764	17.8	8	49	34.7	7	46	6.6	0	27	2.1

### #89, Eric Robertson's Career Stats

Year	G/S	Rec	Yds	Avg.	TD	Lg	Av/G	Rush	Yds	Avg.	TD	Lg	Av/G
2006	4/0	0	0	0.0	0	0	0.0	0	0	0.0	0	0	0.0
2007	9/0	7	90	12.9	0	21	10.0	0	0	0.0	0	0	0.0
Totals	13/0	7	90	12.9	0	21	6.9	0	0	0.0	0	0	0.0

### #81, Cameron Dohse's Career Stats

Year	G/S	Rec	Yds	Avg.	TD	Lg	Av/G	Rush	Yds	Avg.	TD	Lg	Av/G
2007	11/9	31	557	18.0	5	43	50.6	0	0	0.0	0	0	0.0

### #88, Terreon Conyers' Career Stats

Year	G/S	Rec	Yds	Avg.	TD	Lg	Av/G	Rush	Yds	Avg.	TD	Lg	Av/G
2007	2/0	1	7	7.0	0	7	3.5	0	0	0.0	0	0	0.0
2008	2/0	1	12	12.0	0	12	6.0	0	0	0.0	0	0	0.0
Totals	4/0	2	19	9.5	0	12	4.8	0	0	0.0	0	0	0.0

### #15, Chase Hill's Career Stats

Year	G/S	Rec	Yds	Avg.	TD	Lg	Av/G	Rush	Yds	Avg.	TD	Lg	Av/G
2008	3/3	11	104	9.5	0	30	34.7	0	0	0.0	0	0	0.0

### #98, Rob Varno's Career Stats

Year	G/S	Rec	Yds	Avg.	TD	Lg	Av/G
2006	11/0	0	0	0.0	0	0	0.0
2007	11/0	11	115	10.5	0	32	10.5
2008	4/4	14	156	11.1	1	21	39.0
Totals	26/4	25	271	10.8	0	32	10.4



<b>GAME</b>	<b>William &amp; Mary 24</b> <b>N.C. State 34</b>
<b>1</b>	<b>Sept. 6, 2008</b> <i>Carter-Finley Stadium • Raleigh, N.C.</i>

<b>GAME</b>	<b>William &amp; Mary 52</b> <b>VMI 17</b>
<b>2</b>	<b>Sept. 13, 2008</b> <i>Zable Stadium • Williamsburg, Va.</i>

**RALEIGH, N.C. (9/6/08)** -- William and Mary outscored North Carolina State, 24-20, in the second half but fell to the Wolfpack in its season opener, 34-24.

Junior wide receiver D.J. McAulay led the Tribe with a pair of touchdown grabs and finished the evening with a game-high six catches for 99 yards, while senior all-conference cornerback Derek Cox also provided a score with a 45-yard interception return for a touchdown.

As a unit, the Tribe defense limited N.C. State to just 67 yards on the ground and held the Wolfpack to just 11 first downs.

A interception by senior safety David Houff on the games initial series put the Tribe inside NCSU's 20 yard line, but W&M was unable to put any points up when freshman running back Jonathan Grimes lost a fumble.

Although the College trailed 14-0 at the half, W&M outgained NCSU in total yards, 103-79, and controlled the time of possession by more than three minutes. Additionally, the Tribe defense surrendered just three first downs, all of which occurred on the Wolfpack's final possession of the half.

The Tribe put up its first points of the game on the initial series of the second half when junior Brian Pate connected on a 43-yard field goal. Senior quarterback Jake Phillips completed 3-of-4 passes on the drive and had a pair of rushes for 14 yards to help set up the score.

Following a NCSU touchdown, W&M answered with a six-play, 77-yard drive that culminated in a 30-yard touchdown strike from Jake Phillips to McAulay.

While NCSU extended its lead to 34-10, W&M scored a pair of touchdowns late in the fourth quarter as Derek Cox returned an interception 45 yards for a score and backup quarterback R.J. Archer found McAulay open in the end zone during the final minute of play.

	1	2	3	4	Final
William and Mary	0	0	10	14	24
N.C. State	7	7	7	13	34

**Scoring Summary**

Qtr	Team	Score	Time
1st	NCSU	Brown 3 run (Czajkowski kick)	3:59
2nd	NCSU	Williams 22 pass from Beck (Czajkowski kick)	0:34
3rd	W&M	Pate 43 field goal	11:47
3rd	NCSU	Bryan 1 pass from Beck (Czajkowski kick)	5:18
3rd	W&M	McAulay 30 pass from Phillips (Czajkowski kick)	3:08
4th	NCSU	Czajkowski 39 field goal	14:54
4th	NCSU	Czajkowski 33 field goal	13:29
4th	NCSU	Underwood 10 run (Czajkowski kick)	7:48
4th	W&M	Cox 45 INT return	5:56
4th	W&M	McAulay 25 pass from Archer	0:20

	W&M	NCSU
First Downs	16	11
Rushes - Yards	33-115	30-67
Att-Cmp-Int	37-19-2	36-21-2
Pass Yards	188	258
Total Offense	303	325
Total Plays	70	66
Fumbles - Lost	3-2	1-0
3rd Down Conv.	5-17	2-16
Penalties - Yards	3-15	7-58
Sacks by - Yards	2-19	3-25
Time of Possession	29:56	30:04

**Rushing - W&M:** Riggins 12-51, Grimes 8-30, Archer 3-26, Phillips 9-6, Woolfolk 1-2. **NCSU:** Brown 17-43 (TD), Underwood 9-29 (TD), Beck 2-6, Team 1-<1>, Evans 1-<10>.

**Passing - W&M:** Phillips 30-15-2, 139 (TD), Archer 7-4-0, 49 (TD). **NCSU:** Beck 25-17-1 (2TD), Evans 11-4-1.

**Receiving - W&M:** McAulay 6-99 (2TD), Hill 4-45, Grimes 4-5, Varno 3-31, Riggins 1-5, Woolfolk 1-3. **NCSU:** Spencer 5-82, Bryan 5-41 (TD), Graham 3-78, James 2-9, Brown 2-9, Williams 1-22 (TD), Underwood 1-10, Gentry 1-5, Kushner 1-2).

**Defense - W&M:** Tracy 8 (7 solo, sack, TFL, PBU), Rutter 8 (5 solo, TFL), Caldwell 7 (4 solo, sack, TFL, PBU), Cox 5 (INT for TD, PBU), Pigram 5 (0.5 TFL), Alvarado 4 (TFL, PBU), Herbert 4 (1.5 TFL), Stover 3 (0.5 TFL), Steinman (0.5 TFL), Houff 2 (INT), Trantin 2 (TFL, PBU).

**Attendance:** 56,694; **Time:** 3:15; **Weather:** 81, Partly Cloudy

**WILLIAMSBURG, Va. (9/13/08)** -- The Tribe earned its 23rd consecutive victory against Virginia Military Institute with a 52-17 win in its home opener at Zable Stadium.

W&M piled up 570 yards of total offense, including 398 yards on the ground. Additionally, the College's defense limited the Keydets to just 25 yards passing and 13 first downs.

Sophomore running back Terrence Riggins led W&M's ground attack with a career-high 180 yards on 15 carries (12.0 yards per rush), while true freshman running back Jonathan Grimes scored a pair of touchdowns and rushed for 97 yards on five carries (19.4 yards per rush).

Senior quarterback Jake Phillips threw for three touchdowns and finished the contest completing 13 of his 18 passes for a game-high 172 yards. The Warm Springs, Va., native also accounted for a rushing touchdown and totaled 49 yards on the ground on four carries.

Junior tight end Rob Varno, senior wide receiver Elliott Mack and junior wide out D.J. McAulay all hauled in a touchdown receptions for the Tribe.

After turning the ball over on its first two possessions, the Tribe scored the contest's initial points when Grimes earned his first-career touchdown with a 29-yard run late in the first quarter.

Following a VMI turnover, Phillips completed a 21-yard touchdown pass to Varno in the right side of the end zone that put W&M ahead, 14-0, with 13:28 showing in the second quarter.

Both teams added field goals late in the first half.

The Tribe put the game away with a pair of touchdowns in the opening 1:26 of the second half, as Grimes scored on a 12-yard scamper and Phillips recorded a 19-yard touchdown run.

W&M's final two scores came via an 11-yard touchdown pass from Phillips to Mack and an 11-yard touchdown run by sophomore running back Tom Schonder late in the fourth quarter.

	1	2	3	4	Final
VMI	0	3	14	0	17
William and Mary	7	17	21	7	52

**Scoring Summary**

Qtr	Team	Score	Time
1st	W&M	Grimes 29 run (Pate kick)	1:51
2nd	W&M	Varno 21 pass from Phillips (Pate Kick)	13:28
2nd	W&M	McAulay 28 pass from Phillips (Pate Kick)	7:27
2nd	VMI	Stevens 38 field goal	1:01
2nd	W&M	Pate 42 field goal	0:01
3rd	W&M	Grimes 12 run (Pate kick)	14:18
3rd	W&M	Phillips 19 run (Pate kick)	13:34
3rd	VMI	Maypray 64 run (Stevens kick)	11:10
3rd	VMI	Hughes 6 run (Stevens kick)	7:31
3rd	W&M	Mack 11 pass from Phillips (Pate kick)	3:29
4th	W&M	Schonder 11 run (Pate kick)	2:04

	VMI	W&M
First Downs	13	30
Rushes - Yards	57-262	41-398
Att-Cmp-Int	6-3-0	20-13-2
Pass Yards	25	172
Total Offense	287	570
Total Plays	63	61
Fumbles - Lost	3-2	2-2
3rd Down Conv.	7-16	5-7
Penalties - Yards	9-74	8-80
Sacks by - Yards	1-5	2-17
Time of Possession	33:10	26:50

**Rushing - W&M:** Riggins 15-180, Grimes 5-97 (2TD), Schonder 7-54 (TD), Phillips 4-49 (TD), Archer 8-43, McAulay 1-5. **VMI:** Maypray 26-157 (TD), Abegesah 11-52, Itoka 6-37, Collins 3-25, Hughes 6-19 (TD), Jones 2-6, Rainey-Wiles 1-3.

**Passing - W&M:** Phillips 18-13-2, 172 (3TD), Archer 2-0-0, 0. **VMI:** Maypray 2-2-0, Hughes 4-1-0.

**Receiving - W&M:** Varno 4-60 (TD), Mack 4-42 (TD), McAulay 2-43 (TD), Grimes 2-15, Conyers 1-12. **VMI:** Maypray 1-12, Abegesah 1-8, Rainey-Wiles 1-5.

**Defense - W&M:** Caldwell 10 (TFL, FF, FR), Cox 6 (5 solo, 2.0 TFL), Rutter 6 (FF, PBU), Trantin 4 (1.5 TFL, 0.5 sack, PBU), Tracy 4 (0.5 sack), Pulley 3 (sack), Franks 2 (FR).

**Attendance:** 10,624; **Time:** 2:43; **Weather:** 91, Clear



# 2008 Results

GAME	<b>William &amp; Mary 42</b> <b>Norfolk State 12</b>
<b>3</b>	<b>Sept. 20, 2008</b> Zable Stadium • Williamsburg, Va.

**WILLIAMSBURG, Va. (9/20/08)** -- Senior all-conference quarterback Jake Phillips threw four touchdown passes and the William and Mary defensive unit forced five turnovers to power the Tribe to a 42-12 victory against Norfolk State on Sept. 20 in front of 10,152 fans at Zable Stadium.

True freshman running back Jonathan Grimes scored a pair of touchdowns for the second consecutive week, rushing for one and collecting a reception for the other score.

Junior wide out D.J. McAulay hauled in two touchdown receptions and finished the contest with three catches for a game-high 80 yards. Senior returning all-conference wide receiver Elliott Mack also had a touchdown reception and registered four catches for 63 yards.

In addition to causing five turnovers, the College's defensive unit limited the Spartans to just 219 total yards (3.1 yards per play), including just 97 through the air. Additionally, W&M held NSU to just 11 first downs and allowed just three third-down conversions on 18 attempts.

After forcing the Spartans to a three-and-out on the contest's opening possession, the Tribe marched 74 yards on six plays for a touchdown to take an early 7-0 lead. Sophomore Terrence Riggins began the series with a 17-yard run and Grimes later punctuated the scoring drive with a 38-yard touchdown run down the left sideline.

After NSU got on the scoreboard with a field goal later in the quarter, W&M answered with a touchdown when Grimes scored on a 20-yard pass from Phillips to go ahead, 14-3.

W&M increased its lead in the final minute of the first half when junior David Caldwell returned a blocked 50-yard field goal attempt 66 yards for a touchdown.

McAulay and Mack hauled in touchdown passes from Phillips during the first part of the third quarter to help push W&M's lead to 35-3.

The Tribe added its final score later in the quarter when Phillips hit McAulay on a 22-yard touchdown pass.

	1	2	3	4	Final
Norfolk State	3	0	7	2	12
William and Mary	14	7	21	0	42

### Scoring Summary

Qtr	Team	Score	Time
1st	W&M	Grimes 38 run (Pate kick)	11:25
1st	NSU	Castellat 45 field goal	7:47
1st	W&M	Grimes 20 pass from Phillips (Miller kick)	4:05
2nd	W&M	Caldwell 66 blocked field goal return (Miller kick)	0:25
3rd	W&M	McAulay 32 pass from Phillips (Miller kick)	11:59
3rd	W&M	Mack 10 pass from Phillips (Miller kick)	8:59
3rd	NSU	Branche 1 run (Castellat kick)	5:58
3rd	W&M	McAulay 22 pass from Phillips (Miller kick)	1:03
4th	NSU	Hammond safety	12:50

	NSU	W&M
First Downs	11	17
Rushes - Yards	34-122	33-133
Att-Cmp-Int	36-14-4	26-14-2
Pass Yards	97	204
Total Offense	219	337
Total Plays	70	59
Fumbles - Lost	2-1	1-1
3rd Down Conv.	3-18	5-12
Penalties - Yards	12-115	6-56
Sacks by - Yards	2-4	3-17
Time of Possession	32:35	27:25

**Rushing - W&M:** Grimes 9-71 (TD), Riggins 4-30, Phillips 6-17, Holmes 6-7, Archer 1-6, Marriner 6-4. **NSU:** Brown 11-62, Hedgeman 10-31, Branche 12-30 (TD), Cotton 1-1.

**Passing - W&M:** Phillips 26-14-2, 204 (4TD). **NSU:** Brown 32-13-3, 94, Merritt 4-1-1, 3.

**Receiving - W&M:** Mack 4-63 (TD), McAulay 3-80 (2TD), Hill 3-22, Grimes 2-20 (TD), Marriner 1-12, Varno 1-7.

**NSU:** Johnson 5-28, Walker 3-34, Hayden 2-16, Childress 2-4, Branche 1-9, Hedgeman 1-6.

**Defense - W&M:** Tracy 6 (4 TFL, 1.5 sacks, blk), Trantin 6 (5 solo, FF), Pigram 6, O'Brien 6, Cox 4 (Int, PBU), Houff 3 (INT), Johnson 3 (3 PBU), Cottingham 2 (INT, FR), Herbert 2 (FF, TFL), Livingston (INT).

**Attendance:** 10,152; **Time:** 2:58; **Weather:** 70, Cool and Cloudy

GAME	<b>William &amp; Mary 28</b> <b>No. 14/16 Villanova 38</b>
<b>4</b>	<b>Oct. 4, 2008</b> Zable Stadium • Williamsburg, Va.

**WILLIAMSBURG, Va. (10/4/08)** -- William and Mary and No. 14/16 Villanova combined for 66 points and 824 yards of total offense, but the Tribe fell to the Wildcats, 38-28, in its conference opener.

Making his first career start, junior quarterback R.J. Archer stepped in for an injured Jake Phillips and threw for 307 yards and a touchdown. He also recorded a pair of touchdown runs. True freshman tailback Jonathan Grimes was outstanding yet again, as he accounted for a school-true freshman record 324 total yards, including 105 receiving yards and 161 returns yards. The featured part of Grimes' afternoon was his 97-yard kick return for a score near the end of the first half.

After Villanova raced out to a 35-0 lead late in the first half, Grimes big return with less than a minute left in the second quarter made the score 35-7 at the break.

After forcing VU to a three-and-out on the first possession of the second half, W&M answered with a 75-yard touchdown drive that lasted just three plays and 41 seconds. The drive culminated in a 44-yard touchdown pass from Archer to senior Elliott Mack.

Neither team scored during the remainder of the third quarter, but the Tribe found the end zone again early in the fourth quarter when Archer capped a slick eight-play, 52-yard march with a three-yard touchdown run.

While VU added a field goal midway through the fourth quarter to increase its lead to 38-21, W&M responded with another touchdown run by Archer with 4:20 remaining in the contest.

After forcing Villanova to punt on its next possession, the Tribe took over on its own 34 yard line with 2:00 remaining. However, Archer's only interception of the contest ended the College's comeback bid.

	1	2	3	4	Final
No. 14/16 Villanova	7	28	0	3	38
William and Mary	0	7	7	14	28

### Scoring Summary

Qtr	Team	Score	Time
1st	VU	Pimm 5 pass from Whitney (Marcoux kick)	7:42
2nd	VU	Doss 15 pass from Whitney (Marcoux kick)	12:52
2nd	VU	Ball 32 run (Marcoux kick)	12:03
2nd	VU	Whitney 1 run (Marcoux kick)	8:24
2nd	VU	Szczur 11 pass from Whitney (Marcoux kick)	0:51
2nd	W&M	Grimes 97 kickoff return (Marcoux kick)	0:37
3rd	W&M	Mack 44 pass from Archer (Pate kick)	12:52
4th	W&M	Archer 3 run (Pate kick)	11:50
4th	VU	MARCOUX 23 field goal	6:15
4th	W&M	Archer 6 run (Pate kick)	4:20

	VU	W&M
First Downs	27	17
Rushes - Yards	54-255	22-76
Att-Cmp-Int	27-20-0	37-21-1
Pass Yards	186	307
Total Offense	441	383
Total Plays	81	59
Fumbles - Lost	1-0	1-1
3rd Down Conv.	7-16	3-11
Penalties - Yards	5-32	4-29
Sacks by - Yards	1-8	2-7
Time of Possession	36:36	23:24

**Rushing - W&M:** Grimes 11-58, Archer 8-10 (2TD), Marriner 1-5, Holmes 2-3. **VU:** Ball 22-137 (TD), Whitney 19-60 (TD), Szczur 5-34, Babbaro 5-23, Reynolds 1-5.

**Passing - W&M:** Archer 21-37-1, 307 (TD). **VU:** Whitney 20-27-0, 186 (3 TD).

**Receiving - W&M:** Grimes 6-105, Varno 6-58, Hill 4-37, Mack 3-83 (TD), McAulay 2-24. **VU:** Szczur 7-78 (TD), Atkinson 5-27, Reynolds 2-26, Harvey 2-14, Doss 1-15 (TD), Babbaro 1-6, Pimm 1-5 (TD), White 1-5.

**Defense - W&M:** Rutter 15 (12 solo, 1.5 TFL), Trantin 9 (7 solo, 1.5 TFL, PBU), Cottingham 7 (5 solo), Caldwell 5 (TFL), Tracy 4 (1.5 TFL, 0.5 sack), Lissemore 4 (0.5 TFL, 0.5 sack), Hyde 2 (Sack).

**Attendance:** 10,632; **Time:** 2:51; **Weather:** 74, Clear

2008 William and Mary Football  
W&M Overall Team Statistics (as of Oct 06, 2008)  
All games

TEAM STATISTICS	W&M	OPP
SCORING.....	146	101
Points Per Game.....	36.5	25.2
FIRST DOWNS.....	80	62
Rushing.....	35	35
Passing.....	39	23
Penalty.....	6	4
RUSHING YARDAGE.....	722	706
Yards gained rushing.....	829	841
Yards lost rushing.....	107	135
Rushing Attempts.....	129	175
Average Per Rush.....	5.6	4.0
Average Per Game.....	180.5	176.5
TDs Rushing.....	7	7
PASSING YARDAGE.....	871	566
Att-Comp-Int.....	120-67-7	105-58-6
Average Per Pass.....	7.3	5.4
Average Per Catch.....	13.0	9.8
Average Per Game.....	217.8	141.5
TDs Passing.....	10	5
TOTAL OFFENSE.....	1593	1272
Total Plays.....	249	280
Average Per Play.....	6.4	4.5
Average Per Game.....	398.2	318.0
KICK RETURNS: #-YARDS.....	16-433	21-375
PUNT RETURNS: #-YARDS.....	14-92	10-114
INT RETURNS: #-YARDS.....	6-117	7-53
KICK RETURN AVERAGE.....	27.1	17.9
PUNT RETURN AVERAGE.....	6.6	11.4
INT RETURN AVERAGE.....	19.5	7.6
FUMBLES-LOST.....	7-6	7-3
PENALTIES-YARDS.....	21-180	33-279
Average Per Game.....	45.0	69.8
PUNTS-YARDS.....	21-821	27-1091
Average Per Punt.....	39.1	40.4
Net punt average.....	33.7	37.0
TIME OF POSSESSION/GAME.....	26:54	33:06
3RD-DOWN CONVERSIONS.....	18/47	19/66
3rd-Down Pct.....	38%	29%
4TH-DOWN CONVERSIONS.....	0/2	3/6
4th-Down Pct.....	0%	50%
SACKS BY-YARDS.....	10-63	7-42
MISC YARDS.....	0	22
TOUCHDOWNS SCORED.....	20	12
FIELD GOALS-ATTEMPTS.....	2-3	5-8
PAT-ATTEMPTS.....	20-20	12-12
ATTENDANCE.....	31408	56694
Games/Avg Per Game.....	3/10469	1/56694
Neutral Site Games.....		0/0

SCORE BY QUARTERS	1st	2nd	3rd	4th	Total
W&M.....	21	31	59	35	- 146
Opponents.....	17	38	28	18	- 101

**2008 William and Mary Football**  
**W&M Overall Individual Statistics (as of Oct 06, 2008)**  
**All games**

RUSHING	GP	Att	Gain	Loss	Net	Avg	TD	Long	Avg/G
T. Riggins	3	31	263	2	261	8.4	0	53	87.0
Jonathan Grimes	4	33	260	4	256	7.8	3	39	64.0
R.J. Archer	4	20	107	22	85	4.2	2	27	21.2
Jake Phillips	3	19	106	34	72	3.8	1	21	24.0
Thomas Schonder	2	7	59	5	54	7.7	1	33	27.0
DeBrián Holmes	2	8	14	4	10	1.2	0	4	5.0
C. Marriner	2	7	13	4	9	1.3	0	5	4.5
D.J. McAulay	4	1	5	0	5	5.0	0	5	1.2
Ryan Woolfolk	3	1	2	0	2	2.0	0	2	0.7
TEAM	3	2	0	32	-32	-16.0	0	0	-10.7
Total.....	4	129	829	107	722	5.6	7	53	180.5
Opponents.....	4	175	841	135	706	4.0	7	64	176.5

PASSING	GP	Effic	Att-Cmp-Int	Pct	Yds	TD	Lng	Avg/G
Jake Phillips	3	134.68	74-42-6	56.8	515	8	38	171.7
R.J. Archer	4	129.36	46-25-1	54.3	356	2	51	89.0
Total.....	4	132.64	120-67-7	55.8	871	10	51	217.8
Opponents.....	4	104.80	105-58-6	55.2	566	5	47	141.5

RECEIVING	GP	No.	Yds	Avg	TD	Long	Avg/G
Rob Varno	4	14	156	11.1	1	21	39.0
Jonathan Grimes	4	14	145	10.4	1	51	36.2
D.J. McAulay	4	13	246	18.9	5	32	61.5
Elliott Mack	4	11	188	17.1	3	44	47.0
Chase Hill	3	11	104	9.5	0	30	34.7
C. Marriner	2	1	12	12.0	0	12	6.0
Terreon Conyers	4	1	12	12.0	0	12	3.0
T. Riggins	3	1	5	5.0	0	5	1.7
Ryan Woolfolk	3	1	3	3.0	0	3	1.0
Total.....	4	67	871	13.0	10	51	217.8
Opponents.....	4	58	566	9.8	5	47	141.5

PUNT RETURNS	No.	Yds	Avg	TD	Long
Elliott Mack	8	71	8.9	0	15
Derek Cox	5	16	3.2	0	16
S. Alexander	1	5	5.0	0	0
Total.....	14	92	6.6	0	16
Opponents.....	10	114	11.4	0	19

INTERCEPTIONS	No.	Yds	Avg	TD	Long
David Houff	2	32	16.0	0	28
Derek Cox	2	79	39.5	1	45
R. Livingston	1	0	0.0	0	0
Ben Cottingham	1	6	6.0	0	6
Total.....	6	117	19.5	1	45
Opponents.....	7	53	7.6	0	24

KICK RETURNS	No.	Yds	Avg	TD	Long
Jonathan Grimes	6	217	36.2	1	97
David Caldwell	6	138	23.0	0	29
Terrell Wells	2	45	22.5	0	26
Elliott Mack	2	33	16.5	0	18
Total.....	16	433	27.1	1	97
Opponents.....	21	375	17.9	0	38

FUMBLE RETURNS	No.	Yds	Avg	TD	Long
David Caldwell	0	0	0.0	1	0
Total.....	0	0	0.0	1	0
Opponents.....	2	22	11.0	0	13



**2008 William and Mary Football**  
**W&M Overall Individual Statistics (as of Oct 06, 2008)**  
**All games**

SCORING	----- PATs -----								
	TD	FGs	Kick	Rush	Rcv	Pass	DXP	Saf	Points
Jonathan Grimes	5	0-0	0-0	0-0	0	0-0	0	0	30
D.J. McAulay	5	0-0	0-0	0-0	0	0-0	0	0	30
Brian Pate	0	2-3	15-15	0-0	0	0-0	0	0	21
Elliott Mack	3	0-0	0-0	0-0	0	0-0	0	0	18
R.J. Archer	2	0-0	0-0	0-0	0	0-0	0	0	12
Rob Varno	1	0-0	0-0	0-0	0	0-0	0	0	6
Jake Phillips	1	0-0	0-0	0-0	0	0-0	0	0	6
Thomas Schonder	1	0-0	0-0	0-0	0	0-0	0	0	6
Derek Cox	1	0-0	0-0	0-0	0	0-0	0	0	6
David Caldwell	1	0-0	0-0	0-0	0	0-0	0	0	6
David Miller	0	0-0	5-5	0-0	0	0-0	0	0	5
Total.....	20	2-3	20-20	0-0	0	0-0	0	0	146
Opponents.....	12	5-8	12-12	0-0	0	0-0	0	1	101

TOTAL OFFENSE	G	Plays	Rush	Pass	Total	Avg/G
Jake Phillips	3	93	72	515	587	195.7
R.J. Archer	4	66	85	356	441	110.2
T. Riggins	3	31	261	0	261	87.0
Jonathan Grimes	4	33	256	0	256	64.0
Thomas Schonder	2	7	54	0	54	27.0
DeBrian Holmes	2	8	10	0	10	5.0
C. Marriner	2	7	9	0	9	4.5
D.J. McAulay	4	1	5	0	5	1.2
Ryan Woolfolk	3	1	2	0	2	0.7
TEAM	3	2	-32	0	-32	-10.7
Total.....	4	249	722	871	1593	398.2
Opponents.....	4	280	706	566	1272	318.0

FIELD GOALS	FGM-FGA	Pct	01-19	20-29	30-39	40-49	50-99	Lg	Blk
Brian Pate	2-3	66.7	0-0	0-0	0-1	2-2	0-0	43	1

FG SEQUENCE	W&M	OPPONENTS
NC State	(43)	(39), (33)
VMI	(42)	(38), 43
Norfolk State	-	(45), 50
Villanova	32	38, (23)

Numbers in (parentheses) indicate field goal was made.

PUNTING	No.	Yds	Avg	Long	TB	FC	I20	Blkd
David Miller	20	821	41.0	58	5	3	5	1
TEAM	1	0	0.0	0	0	0	0	0
Total.....	21	821	39.1	58	5	3	5	1
Opponents.....	27	1091	40.4	62	1	3	6	1

KICKOFFS	No.	Yds	Avg	TB	OB	Retn	Net	YdLn
Brian Pate	18	1043	57.9	1	2			
David Miller	6	328	54.7	0	0			
Total.....	24	1371	57.1	1	2	395	40.7	29
Opponents.....	21	1359	64.7	5	0	533	39.3	30

2008 William and Mary Football  
W&M Overall Individual Statistics (as of Oct 06, 2008)  
All games

ALL PURPOSE	G	Rush	Rec	PR	KOR	IR	Tot	Avg/G
Jonathan Grimes	4	256	145	0	217	0	618	154.5
Elliott Mack	4	0	188	71	33	0	292	73.0
T. Riggins	3	261	5	0	0	0	266	88.7
D.J. McAulay	4	5	246	0	0	0	251	62.8
Rob Varno	4	0	156	0	0	0	156	39.0
David Caldwell	4	0	0	0	138	0	138	34.5
Chase Hill	3	0	104	0	0	0	104	34.7
Derek Cox	4	0	0	16	0	79	95	23.8
R.J. Archer	4	85	0	0	0	0	85	21.2
Jake Phillips	3	72	0	0	0	0	72	24.0
Thomas Schonder	2	54	0	0	0	0	54	27.0
Terrell Wells	3	0	0	0	45	0	45	15.0
David Houff	4	0	0	0	0	32	32	8.0
C. Marriner	2	9	12	0	0	0	21	10.5
Terreon Conyers	4	0	12	0	0	0	12	3.0
DeBrian Holmes	2	10	0	0	0	0	10	5.0
Ben Cottingham	4	0	0	0	0	6	6	1.5
Ryan Woolfolk	3	2	3	0	0	0	5	1.7
S. Alexander	4	0	0	5	0	0	5	1.2
TEAM	3	-32	0	0	0	0	-32	-10.7
Total.....	4	722	871	92	433	117	2235	558.8
Opponents.....	4	706	566	114	375	53	1814	453.5

2008 William and Mary Football  
W&M Overall Defensive Statistics (as of Oct 06, 2008)  
All games

DEFENSIVE LEADERS	-----Tackles-----				-Sacks-		---Pass Def---			-Fumbles-		Blkd	
	GP	Solo	Ast	Total	TFL/Yds	No-Yds	Int-Yds	BrUp	QBH	Rcv-Yds	FF	Kick	Saf
44 Josh Rutter	4	23	11	34	2.5-10	1.0-3	.	1	.	.	1	.	.
6 David Caldwell	4	17	10	27	3.0-14	1.0-9	.	1	.	1-0	1	.	.
97 Adrian Tracy	4	13	9	22	7.0-28	3.5-23	.	1	4	.	.	1	.
32 Jake Trantin	4	15	6	21	4.0-10	0.5-4	.	3	.	.	1	.	.
5 Michael Pigram	4	8	8	16	0.5-0	.	.	.	1	.	.	.	.
37 Derek Cox	4	13	3	16	2.0-8	.	2-79	2	.	.	.	.	.
26 M. Alvarado	4	8	5	13	1.0-3	.	.	1	.	.	.	1	.
95 C.J. Herbert	4	8	4	12	2.5-11	1.0-6	.	.	1	.	1	.	.
93 Sean Lissemore	4	5	7	12	1.0-3	1.0-3	.	.	.	.	.	.	.
40 Kyle O'Brien	4	8	3	11	.	.	.	.	.	.	.	.	.
22 David Houff	4	10	1	11	.	.	2-32	.	.	.	.	.	.
24 Ben Cottingham	4	8	3	11	.	.	1-6	.	.	1-0	.	.	.
42 Fred Johnson	4	6	4	10	.	.	.	3	.	.	.	.	.
92 Michael Stover	4	6	4	10	1.0-2	.	.	1	.	.	.	.	.
99 H. Robertson	4	3	5	8	.	.	.	.	.	.	.	.	.
52 Marcus Hyde	4	5	2	7	1.0-6	1.0-6	.	.	1	.	.	.	.
50 Todd Reyher	4	5	2	7	.	.	.	.	.	.	.	.	.
36 Nick Downey	3	2	3	5	.	.	.	.	.	.	.	.	.
21 Evan Francks	4	3	2	5	1.0-2	.	.	.	.	1-0	.	.	.
94 R. Pradhanang	2	3	1	4	.	.	.	.	.	.	.	.	.
48 Wes Steinman	1	.	3	3	0.5-3	.	.	.	.	.	.	.	.
38 Terrell Wells	3	3	.	3	1.0-1	.	.	1	.	.	.	.	.
96 Daniel Pulley	3	1	2	3	1.0-9	1.0-9	.	.	.	.	.	.	.
17 R. Livingston	2	3	.	3	.	.	1-0	.	.	.	.	.	.
68 James Pagliaro	2	1	1	2	.	.	.	.	.	.	.	.	.
16 R.J. Archer	4	2	.	2	.	.	.	.	.	.	.	.	.
15 Chase Hill	3	2	.	2	.	.	.	.	.	.	.	.	.
41 S. Alexander	4	1	1	2	.	.	.	.	.	.	.	1	.
56 C.J. Muse	4	1	.	1	.	.	.	.	.	.	.	.	.
23 T. Riggins	3	1	.	1	.	.	.	.	.	.	.	.	.
66 Derek Toon	3	1	.	1	.	.	.	.	.	.	.	.	.
11 Jake Phillips	3	1	.	1	.	.	.	.	.	.	.	.	.
2 Elliott Mack	4	1	.	1	.	.	.	.	.	.	.	.	.
Total.....	4	187	100	287	29-110	10-63	6-117	14	7	3-0	4	3	.
Opponents.....	4	149	100	249	20-70	7-42	7-53	14	4	6-22	5	2	1

**2008 William and Mary Football  
W&M Combined Team Statistics (as of Oct 06, 2008)  
All games**

<b>RECORD:</b>	<b>OVERALL</b>	<b>HOME</b>	<b>AWAY</b>	<b>NEUTRAL</b>
<b>ALL GAMES</b> .....	<b>(2-2-0)</b>	<b>(2-1-0)</b>	<b>(0-1-0)</b>	<b>(0-0-0)</b>
<b>CONFERENCE</b> .....	<b>(0-1-0)</b>	<b>(0-1-0)</b>	<b>(0-0-0)</b>	<b>(0-0-0)</b>
<b>NON-CONFERENCE</b> .....	<b>(2-1-0)</b>	<b>(2-0-0)</b>	<b>(0-1-0)</b>	<b>(0-0-0)</b>

DATE	OPPONENT	W/L	SCORE	ATTEND
Sep 06, 2008	at NC State	L	24-34	56694
Sep 13, 2008	VMI	W	52-17	10624
Sep 20, 2008	NORFOLK STATE	W	42-12	10152
*Oct 04, 2008	#14 VILLANOVA	L	28-38	10632

\* denotes conference game

RUSHING	GP	Att	Gain	Loss	Net	Avg	TD	Long	Avg/G
T. Riggins	3	31	263	2	261	8.4	0	53	87.0
Jonathan Grimes	4	33	260	4	256	7.8	3	39	64.0
R.J. Archer	4	20	107	22	85	4.2	2	27	21.2
Jake Phillips	3	19	106	34	72	3.8	1	21	24.0
Thomas Schonder	2	7	59	5	54	7.7	1	33	27.0
DeBrian Holmes	2	8	14	4	10	1.2	0	4	5.0
C. Marriner	2	7	13	4	9	1.3	0	5	4.5
D.J. McAulay	4	1	5	0	5	5.0	0	5	1.2
Ryan Woolfolk	3	1	2	0	2	2.0	0	2	0.7
TEAM	3	2	0	32	-32	-16.0	0	0	-10.7
Total.....	4	129	829	107	722	5.6	7	53	180.5
Opponents.....	4	175	841	135	706	4.0	7	64	176.5

PASSING	GP	Effic	Att-Cmp	Int	Pct	Yds	TD	Lng	Avg/G
Jake Phillips	3	134.68	74-42-6		56.8	515	8	38	171.7
R.J. Archer	4	129.36	46-25-1		54.3	356	2	51	89.0
Total.....	4	132.64	120-67-7		55.8	871	10	51	217.8
Opponents.....	4	104.80	105-58-6		55.2	566	5	47	141.5

RECEIVING	GP	No.	Yds	Avg	TD	Long	Avg/G
Rob Varno	4	14	156	11.1	1	21	39.0
Jonathan Grimes	4	14	145	10.4	1	51	36.2
D.J. McAulay	4	13	246	18.9	5	32	61.5
Elliott Mack	4	11	188	17.1	3	44	47.0
Chase Hill	3	11	104	9.5	0	30	34.7
Terreon Conyers	4	1	12	12.0	0	12	3.0
C. Marriner	2	1	12	12.0	0	12	6.0
T. Riggins	3	1	5	5.0	0	5	1.7
Ryan Woolfolk	3	1	3	3.0	0	3	1.0
Total.....	4	67	871	13.0	10	51	217.8
Opponents.....	4	58	566	9.8	5	47	141.5

FIELD GOALS	FGM-FGA	Pct	01-19	20-29	30-39	40-49	50-99	Lg	Blk
Brian Pate	2-3	66.7	0-0	0-0	0-1	2-2	0-0	43	1

SCORING	TD	FGs	Kick	Rush	Rcv	Pass	DXP	Saf	Points
Jonathan Grimes	5	0-0	0-0	0-0	0	0-0	0	0	30
D.J. McAulay	5	0-0	0-0	0-0	0	0-0	0	0	30
Brian Pate	0	2-3	15-15	0-0	0	0-0	0	0	21
Elliott Mack	3	0-0	0-0	0-0	0	0-0	0	0	18
R.J. Archer	2	0-0	0-0	0-0	0	0-0	0	0	12
Jake Phillips	1	0-0	0-0	0-0	0	0-0	0	0	6
Derek Cox	1	0-0	0-0	0-0	0	0-0	0	0	6
David Caldwell	1	0-0	0-0	0-0	0	0-0	0	0	6
Thomas Schonder	1	0-0	0-0	0-0	0	0-0	0	0	6
Rob Varno	1	0-0	0-0	0-0	0	0-0	0	0	6
David Miller	0	0-0	5-5	0-0	0	0-0	0	0	5
Total.....	20	2-3	20-20	0-0	0	0-0	0	0	146
Opponents.....	12	5-8	12-12	0-0	0	0-0	0	1	101

SCORE BY QUARTERS	1st	2nd	3rd	4th	Total
W&M.....	21	31	59	35	146
Opponents.....	17	38	28	18	101

TOTAL OFFENSE	G	Plays	Rush	Pass	Total	Avg/G
Jake Phillips	3	93	72	515	587	195.7
R.J. Archer	4	66	85	356	441	110.2
T. Riggins	3	31	261	0	261	87.0
Jonathan Grimes	4	33	256	0	256	64.0

TEAM STATISTICS	W&M	OPP
FIRST DOWNS.....	80	62
Rushing.....	35	35
Passing.....	39	23
Penalty.....	6	4
RUSHING YARDAGE.....	722	706
Yards gained rushing...	829	841
Yards lost rushing....	107	135
Rushing Attempts.....	129	175
Average Per Rush.....	5.6	4.0
Average Per Game.....	180.5	176.5
TDs Rushing.....	7	7
PASSING YARDAGE.....	871	566
Att-Comp-Int.....	120-67-7	105-58-6
Average Per Pass.....	7.3	5.4
Average Per Catch.....	13.0	9.8
Average Per Game.....	217.8	141.5
TDs Passing.....	10	5
TOTAL OFFENSE.....	1593	1272
Total Plays.....	249	280
Average Per Play.....	6.4	4.5
Average Per Game.....	398.2	318.0
KICK RETURNS: #-YARDS....	16-433	21-375
PUNT RETURNS: #-YARDS....	14-92	10-114
INT RETURNS: #-YARDS....	6-117	7-53
FUMBLES-LOST.....	7-6	7-3
PENALTIES-YARDS.....	21-180	33-279
PUNTS-AVG.....	21-39.1	27-40.4
TIME OF POSSESSION/GAME..	26:54	33:06
3RD-DOWN CONVERSIONS....	18/47	19/66
4TH-DOWN CONVERSIONS....	0/2	3/6

INTERCEPTIONS	No.	Yds	Avg	TD	Long
Derek Cox	2	79	39.5	1	45
David Houff	2	32	16.0	0	28
R. Livingston	1	0	0.0	0	0
Ben Cottingham	1	6	6.0	0	6
Total.....	6	117	19.5	1	45
Opponents.....	7	53	7.6	0	24

PUNTING	No.	Yds	Avg	Long	TB	FC	I20	Blkd
David Miller	20	821	41.0	58	5	3	5	1
TEAM	1	0	0.0	0	0	0	0	0
Total.....	21	821	39.1	58	5	3	5	1
Opponents.....	27	1091	40.4	62	1	3	6	1

PUNT RETURNS	No.	Yds	Avg	TD	Long
Elliott Mack	8	71	8.9	0	15
Derek Cox	5	16	3.2	0	16
S. Alexander	1	5	5.0	0	0
Total.....	14	92	6.6	0	16
Opponents.....	10	114	11.4	0	19

KICK RETURNS	No.	Yds	Avg	TD	Long
Jonathan Grimes	6	217	36.2	1	97
David Caldwell	6	138	23.0	0	29
Terrell Wells	2	45	22.5	0	26
Elliott Mack	2	33	16.5	0	18
Total.....	16	433	27.1	1	97
Opponents.....	21	375	17.9	0	38

ALL PURPOSE	G	Rush	Rec	PR	KOR	IR	Tot	Avg/G
Jonathan Grimes	4	256	145	0	217	0	618	154.5
Elliott Mack	4	0	188	71	33	0	292	73.0
T. Riggins	3	261	5	0	0	0	266	88.7
D.J. McAulay	4	5	246	0	0	0	251	62.8
Rob Varno	4	0	156	0	0	0	156	39.0
Total.....	4	722	871	92	433	117	2235	558.8
Opponents.....	4	706	566	114	375	53	1814	453.5

2008 William and Mary Football  
W&M Game Results (as of Oct 06, 2008)  
All games

Date	Opponent	Score	Overall Record	Conference Record	Time	Attend
----	-----	-----	-----	-----	----	-----
Sep 06, 2008	at NC State	24-34 L	0- 1- 0	0- 0- 0	3:15	56694
Sep 13, 2008	VMI	W 52-17	1- 1- 0	0- 0- 0	2:43	10624
Sep 20, 2008	NORFOLK STATE	W 42-12	2- 1- 0	0- 0- 0	2:58	10152
* Oct 04, 2008	#14 VILLANOVA	28-38 L	2- 2- 0	0- 1- 0	2:51	10632

\* indicates conference game

2008 William and Mary Football  
W&M Team Game-by-Game (as of Oct 06, 2008)  
All games

TEAM

Date	Opponent	---RUSHING---				--RECEIVING--				-----PASSING-----					---KICK RET---				---PUNT RET---				All	
		No.	Yds	TD	Lg	No.	Yds	TD	Lg	Att	Cmp	Int	Yds	TD	Lg	No	Yds	TD	Lg	No	Yds	TD		Lg
Sep 06, 2008	at NC State.....	33	115	0	13	19	188	2	30	37-	19-	2	188	2	30	6	118	0	26	4	0	0	1	494
Sep 13, 2008	VMI.....	41	398	4	53	13	172	3	28	20-	13-	2	172	3	28	3	65	0	24	3	14	0	16	649
Sep 20, 2008	NORFOLK STATE.....	33	133	1	38	14	204	4	38	26-	14-	2	204	4	38	3	89	0	32	3	37	0	14	507
Oct 04, 2008	VILLANOVA.....	22	76	2	35	21	307	1	51	37-	21-	1	307	1	51	4	161	1	97	4	41	0	15	585
Totals.....		129	722	7	53	67	871	10	51	120-	67-	7	871	10	51	16	433	1	97	14	92	0	16	2235
Opponent.....		175	706	7	64	58	566	5	47	105-	58-	6	566	5	47	21	375	0	38	10	114	0	19	1814

Games played: 4  
Avg per rush: 5.6  
Avg per catch: 13.0  
Pass efficiency: 132.64  
Kick ret avg: 27.1  
Punt ret avg: 6.6  
All purpose avg/game: 558.8  
Total offense avg/gm: 398.2

Date	Opponent	-----TACKLES-----				-SACKS-		-FUMBLE-			Pass Blkd			-Kicks--XPTS-					Pts
		Solo	Ast	Total	TFL-Yds	No-Yds	FF	FR-Yds	Int-Yds	QBH	Brk	Kick	Att-Mad	Run	Rcv	Saf			
Sep 06, 2008	at NC State.....	40	26	66	8.0-38	2.0-19	0	0-0	2-73	3	6	0	3-3	0	0	0	24		
Sep 13, 2008	VMI.....	43	38	81	6.0-30	2.0-17	2	2-0	0-0	0	2	0	7-7	0	0	0	52		
Sep 20, 2008	NORFOLK STATE.....	42	22	64	8.0-24	3.0-17	2	1-0	4-44	2	5	1	6-6	0	0	0	42		
Oct 04, 2008	VILLANOVA.....	62	14	76	7.0-18	3.0-10	0	0-0	0-0	2	1	2	4-4	0	0	0	28		
Totals.....		187	100	287	29.0-110	10.0-63	4	3-0	6-117	7	14	3	20-20	0	0	0	146		
Opponent.....		149	100	249	20.0-70	7.0-42	5	6-22	7-53	4	14	2	12-12	0	0	1	101		

Date	Opponent	-----PUNTING-----						--FIELD GOALS--					-----KICKOFFS-----					
		No	Yds	Avg	Long	Blkd	TB	FC	50+	I20	Att-Made	Lg	Blkd	No	Yds	Avg	TB	OB
Sep 06, 2008	at NC State.....	9	408	45.3	58	0	3	0	4	2	1-1	43	0	4	247	61.8	1	0
Sep 13, 2008	VMI.....	0	0	0.0	0	0	0	0	0	1-1	42	0	8	465	58.1	0	0	
Sep 20, 2008	NORFOLK STATE.....	5	158	31.6	35	0	1	2	0	1	0-0	0	0	8	439	54.9	0	0
Oct 04, 2008	VILLANOVA.....	7	255	36.4	53	1	1	1	1	2	1-0	0	1	4	220	55.0	0	2
Totals.....		21	821	39.1	58	1	5	3	5	5	3-2	43	1	24	1371	57.1	1	2
Opponent.....		27	1091	40.4	62	1	1	3	4	6	8-5	45	2	21	1359	64.7	5	0