



2008 WILLIAM & MARY TRIBE FOOTBALL GAME NOTES



**William and Mary
Tribe
(0-1, 0-0 CAA)**

Vs.



**VMI
Keydets
(1-0, 0-0 BSC)**



www.tribeathletics.com/gameday.html

Game Day Information

WILLIAM AND MARY "TRIBE" (0-1, 0-0 CAA) vs. VMI "KEYDETS" (1-0, 0-0 BSC)

Kickoff: 7 p.m., Saturday, Sept. 12, 2008

Site: Zable Stadium (12,259, FieldTurf)

Radio: 6:30 p.m. - Tribe Football Radio Network, including www.TribeAthletics.com (See next page)

All-Time Series: W&M leads, 50-33-2; W&M leads series in Williamsburg, 22-9

Last Meeting: W&M won, 63-16, on Sept. 8, 2007 in Lexington, Va.

Head Coaches: Jimmye Laycock (182-135-2/29th season); Sparky Woods (3-9/2nd season; 1-0/1st season at VMI)

First and 10

William and Mary will play its 2008 home opener when it hosts VMI this Saturday evening at Zable Stadium. Despite opening its season with a 34-24 loss at N.C. State last weekend, the Tribe outscored the Wolfpack in the second half, 24-20. W&M's defense was particularly impressive as it limited NCSU to just 67 yards rushing on 30 carries (2.2 yds per carry), the fewest yards allowed by the College since Oct. 22, 2005 (Villanova). Additionally, W&M held N.C. State without a first down on its first eight possessions and allowed just 11 during the entire game. The Tribe defense was also impressive on third-down situations, allowing just two conversions on 16 attempts. Individually, junior wide receiver D.J. McAulay led the Tribe with a pair of touchdown grabs and finished the evening with a game-high six catches for 99 yards, while senior all-conference cornerback Derek Cox also provided a score with a 45-yard interception return for a touchdown. VMI earned a 49-0 win against St. Francis (Pa.) in its season opener last weekend, as it piled up 418 yards on the ground. The Tribe defeated VMI, 63-16, last season and has won 22 consecutive meetings against the Keydets. During the streak, W&M has won by an average margin of nearly 26 points per game (avg. score: 40.1 - 14.2).

2008 Tribe Schedule

Date	Opponent	Score/Time
Sept. 6	at N.C. State	L, 34-24
Sept. 13	VMI	7 p.m.
Sept. 20	NORFOLK STATE	7 p.m.
Oct. 4	VILLANOVA*	1 p.m.
Oct. 11	at New Hampshire*	Noon
Oct. 18	at Delaware*	Noon
Oct. 25	RHODE ISLAND*	1 p.m.
Nov. 1	at Towson*	Noon
Nov. 8	NORTHEASTERN*	7 p.m.
Nov. 15	at James Madison*	6 p.m.
Nov. 22	RICHMOND*	Noon

*CAA conference game

2008 Keydet Schedule

Date	Opponent	Score/Time
Sept. 6	SAINT FRANCIS (Pa.)	W, 49-0
Sept. 13	at William and Mary	7 p.m.
Sept. 20	CHOWAN	1:30 p.m.
Sept. 27	at Ohio	2 p.m.
Oct. 4	RICHMOND	1:30 p.m.
Oct. 11	COASTAL CAROLINA*	1:30 p.m.
Oct. 25	at Gardner-Webb*	1:30 p.m.
Nov. 1	at Charleston Southern*	1:30 p.m.
Nov. 8	LIBERTY*	1:30 p.m.
Nov. 15	at Stony Brook*	3:30 p.m.
Nov. 22	PRESBYTERIAN*	1:30 p.m.

*Big South conference game

Table of Contents

Media Information	2
W&M Football Radio Network	2
W&M Sports Information Staff	2
Projected Depth Chart and Start Chart	3
This Week's Opponent: VMI	4
Tale of the Tape	4
W&M Football Quick Facts	5
W&M Football Game Notes	5
The Tribe in 2008	6
Scouting the 2008 Opponents	6
CAA Football Information	7
National Rankings	8
Tribe Football Record Watch	9-10
2008 W&M Quarterback Club Awards	10
Senior Profile: Luke Hiteshew	11
Head Coach Jimmye Laycock	12
W&M Football Rosters	13-14
Season Game-By-Game Starters	15
Tribe in the Red Zone	15
W&M Single-Game Highs	16
Opponent Single-Game Highs	17
Long Plays of the Season	17
Top Offensive Performances	18
Scoring Drives Chart	19
The Last Time It Happened	20
W&M Single-Game Records	21
Individual Career-Highs	22
Career Statistics	24
2008 Game-By-Game Results	25
2008 Season Statistics	26



MEDIA INFORMATION

W&M Media Relations Staff

Pete Clawson (Primary Football Contact)
Assistant A.D., Media Relations
(O) 757-221-3369 (E) pmclaw@wm.edu

Rob Turner (Secondary Football Contact)
Associate Sports Information Director
(O) 757-221-3370 (E) rrtturn@wm.edu

Kris Sears (Associate SID)
(O) 757-221-3368 (E) kasear@wm.edu

Jake Skipper (Associate SID)
(O) 757-221-3344 (E) jcskip@wm.edu

Scott Burns (Intern)
(O) 757-221-3344 (E) sburns@wm.edu

Zable Stadium Press Box Phone: 757-221-3414

Sports Information Fax: 757-221-3412

Web Site: www.TribeAthletics.com

Mailing Address:

751 Ukrop Way
Williamsburg, VA 23185

Weekly CAA Football Coaches Call

Every Monday beginning Aug. 25 CAA football coaches will participate in teleconferences for the media from 10:00-12:10 (EST). Each coach will have a 10-minute slot to discuss his team and answer questions from the media. Members of the media are strongly encouraged to participate in the questioning. For the access number and password contact Scott Meyer in the CAA office at (804) 754-1616, x20.

- 10:00 CAA football update
- 10:10 Mike London, Richmond
- 10:20 Jimmye Laycock, William & Mary
- 10:30 Andy Talley, Villanova
- 10:40 Rocky Hager, Northeastern
- 10:50 Mickey Matthews, James Madison
- 11:00 Jack Cosgrove, Maine
- 11:10 Don Brown, Massachusetts
- 11:20 Darren Rizzi, Rhode Island
- 11:30 K.C. Keeler, Delaware
- 11:40 Sean McDonnell, New Hampshire
- 11:50 Dave Cohen, Hofstra
- 12:00 Gordy Combs, Towson

CAA Football Press Box Phone Numbers

Delaware	302-831-6199/302-831-2186
Hofstra	516-463-5247
James Madison	540-568-6521
Maine	207-581-1049
Massachusetts	413-545-3550
New Hampshire	603-862-2585
Northeastern	617-566-5956
Rhode Island	401-874-4616
Richmond	804-355-6110
Towson	410-704-3102
Villanova	610-519-5290
William and Mary	757-221-3414

Interviews

All requests for interviews must be directed through the Sports Information Office. Players are available Monday morning until noon Thursday. Please call either Pete Clawson, or Rob Turner, with interview requests.

Weekly Press Conference

A press conference with head coach Jimmye Laycock will be held every Tuesday at noon at the Hospitality House in Williamsburg. Lunch is served around noon, followed by opening remarks and a question and answer session with Coach Laycock. Interviews with selected players will follow the luncheon. Please confirm your attendance with Pete Clawson in the Sports Information Office at least 24 hours in advance.

Game Credentials

Please make all press and photo requests at least one week in advance. Tickets and parking passes can be mailed with one week's notice. If not, tickets can be picked up, with proper credentials, at the Will Call Window at Zable Stadium on the morning of the game. ****PARKING PASSES CANNOT BE LEFT AT WILL CALL****

Press Parking

Parking for members of the working press is available just southeast of Zable Stadium in front of the University Center. Parking is limited and media members are encouraged to arrive early.

Photographers

Please observe the NCAA rules, which prohibit photographers between the 25 yard lines.

Press Box Services

Located atop the East grandstand of Zable Stadium at Cary field, the press box officially opens two hours prior to kickoff. Pregame notes, flip cards and programs will be available prior to the start. Complete halftime statistics, as well as final team and individual statistics, are available immediately following the game.

Radio

Visiting radio lines may be rented by non-conference opponents through the Sports Information Office at a cost of \$75 per line. The radio booth for the visiting team is located at the south end of the press box on the lower level. Radio stations should make arrangements with the Sports Information Office at least a month in advance. Requests for the line will be honored on a first-come, first-served basis.

Visiting Film Crews

Space will be allotted in the West Press Box for film and video crews of visiting teams' coaches' shows. We will provide two spots per team.

Post-Game Procedures

Head coach Jimmye Laycock and the visiting coach will be available about 10 minutes after the game in an interview area located in the Laycock Football Center. Individual W&M players' names should be given to Pete Clawson during the fourth quarter and they will be made available in the interview room.

The William and Mary Football Radio Network

The W&M Athletics Department is in its third year of a partnership for the Tribe Radio Network with local stations, 92.3 FM "The Tide" and 107.9 FM "WBACH", as the network's Co-Flagships.

The partnership provides the College with solid coverage of the peninsula, as the station's combined footprint reaches from eastern areas of Richmond to the western parts of Norfolk. Tribe fans in Richmond will also be able to catch the action on 1450AM WCLM, which returns for its fourth season as an affiliate. Also, as usual, long-standing network member WBRG, AM 1050 of Lynchburg is back to carry all the action for 2007.

In addition to the radio coverage, all broadcasts can be heard live on the web at www.TribeAthletics.com, free of charge.

The College's long-standing broadcast team of team of Jay Colley and Bob Sheeran remain in place to deliver all the action of Tribe football over the airwaves.

William and Mary Radio Network Affiliates

"The Tide"	92.3 FM	Williamsburg
WBACH	107.9 FM	Williamsburg
WBRG	1050 AM	Lynchburg
WCLM	1450 AM	Richmond



DEPTH CHART



Offensive Depth Chart: VMI Game

Pos.	No.	Name	Elg.	Ht.	Wt.	Notes
WR	2	Elliott Mack	SR	6-0	195	Held without a catch in the season opener at N.C. State
	15	Chase Hill	SO	6-2	192	Made four catches for 45 yards at N.C. State
WR	4	D.J. McAulay	JR	5-11	180	Had team-high six catches for 99 yds with two TD grabs at NCSU
	81	Cameron Dohse	SO	6-0	177	Had 31 catches for 557 yards and five TDs in '07
TE/HB	98	Rob Varno	JR	6-5	218	Totaled three catches for 31 yards at N.C. State
	83	Gareth Hissong	SO	6-3	252	Saw first action at TE at NCSU
LT	77	Jake Marcey	RFR	6-4	308	Earned first career start at N.C. State
	62	Thomas McCutcheon	JR	6-5	325	Looking to gain first significant playing experience this season
LG	79	Michael Grant	SR	6-5	296	Started the last 12 games
	67	Kyle Allison	SO	6-2	300	Earned playing time as a reserve at N.C. State
C	53	Luke Hiteshew	SR	6-1	304	Started last 12 games; team's strongest lineman
	75	Eric O'Brien	SR	6-1	270	Earned playing time as a reserve at N.C. State
RG	56	C.J. Muse	JR	6-4	315	Started the last 14 games
	66	Derek Toon	SO	6-3	278	Saw action as a reserve at N.C. State
RT	72	Keith Hill	SO	6-4	315	Made second career start at N.C. State
	63	Chris Sutton	RFR	6-2	267	Looking to see first collegiate action
QB	11	Jake Phillips	SR	6-3	209	Threw for 139 yds with a TD at N.C. State
	16	R.J. Archer	JR	6-2	218	Engineered a 77-yd TD drive at N.C. State; threw a 25-yd TD pass
RB	43	Jimmy Hobson	SO	5-11	226	Earned significant action at N.C. State
	33	Tom Schonder	SO	5-11	182	Was a reserve at NCSU
TB	23	Terrence Riggins	SO	6-1	234	Rushed for a game-high 51 yds at N.C. State
	34	Jonathan Grimes	FR	5-10	206	Rushed for 30 yds with four catches in first collegiate game at NCSU

Defensive Depth Chart: VMI Game

Pos.	No.	Name	Elg.	Ht.	Wt.	Notes
DE	97	Adrian Tracy	JR	6-4	244	Led team with eight tackles and a sack at NCSU; 10th career sack
	52	Marcus Hyde	RFR	6-3	223	Recorded one stop at NCSU
DT	93	Sean Lissemore	JR	6-4	274	Had one tackle at N.C. State
	92	Mike Stover	SO	6-3	253	Totaled three tackles and 0.5 TFL at NCSU
DT	99	Harold Robertson	RFR	6-0	290	Made two stops in first collegiate game
	40	Kyle O'Brien	SO	6-0	246	Registered three tackles at N.C. State
DE	95	C.J. Herbert	JR	6-3	264	QB Club Defensive P.O.W. following NCSU game; had 1.5 sacks
	94	Ravi Pradhanang	FR	6-3	253	Explosive young player with great potential
MLB	44	Josh Rutter	SR	6-3	222	Had eight tackles with a TFL at N.C. State
	50	Todd Reyher	SR	6-0	218	Experienced player who gives Tribe solid depth
WLB	5	Michael Pigram	SR	5-10	219	Tallied five tackles and 0.5 TFL at NCSU
	21	Evan Francks	SO	5-11	212	Athletic young player who shows promise
SLB	32	Jake Trantin	RFR	6-1	232	Made a TFL on first career play during opening series at NCSU
	48	Wes Steinman	SO	6-2	226	Totaled three tackles with 0.5 TFL at N.C. State
CB	24	Ben Cottingham	SO	5-9	163	Had one solo tackle at N.C. State
	38	Terrell Wells	SO	5-10	180	Made one solo stop at N.C. State
SS	6	David Caldwell	JR	5-11	213	Registered seven tackles with first career sack at N.C. State
	22	David Houff	SR	6-1	199	Made second career INT on first series at NCSU
FS	26	Michael Alvarado	SO	6-0	194	Had four tackles with a TFL at N.C. State
	41	Sheldon Alexander	JR	6-1	205	Saw action as a reserve at N.C. State
CB	37	Derek Cox	SR	6-1	186	Returned a INT 45 yards for a TD at NCSU
	42	Fred Johnson	JR	6-1	190	Made three tackles at NCSU

Special Teams Depth Chart: VMI Game

Pos.	No.	Name	Elg.	Ht.	Wt.	Notes
KR	6	David Caldwell	JR	5-11	213	Returned three kicks for 59 yds at N.C. State
	38	Terrell Wells	SO	5-10	180	Returned one kick for 26 yds at NCSU
PR	2	Elliott Mack	SR	6-0	195	Fielded on punt for no yds at N.C. State
	37	Derek Cox	SR	6-1	186	Fielded three punts for no yds at NCSU
PK/KO	80	Brian Pate	JR	5-9	175	Converted his only FG attempt at N.C. State (43 yds)
	87	David Miller	SO	6-0	180	W&M's punter
P	87	David Miller	SO	6-0	180	Averaged 45.3 yds per punt on nine kicks at N.C. State
	80	Brian Pate	JR	5-9	175	W&M's place-kicker
H	16	R.J. Archer	JR	6-2	218	Returns as team's starting place-holder
	7	Mike Callahan	SO	5-11	190	Reserve quarterback
LS	15	Chase Hill	SO	6-2	192	First year as starting long-snapper
	75	Eric O'Brien	SR	6-1	270	Reserve center
SS	56	C.J. Muse	JR	6-4	315	Handled short-snap duties last season
	57	Mike Schrift	RF	6-2	286	Reserve offensive lineman

Start Chart

Offense	2008	Streak	Career
Hiteshew (C)	1	12	21
Archer (WR)	-	-	16
Phillips (QB)	1	12	17
Mack (WR)	1	8	15
Muse (RG)	1	14	14
Grant (LG)	1	12	12
Dohse (WR)	-	-	9
Marriner (TB)	-	-	7
McAulay (WR)	1	1	5
Holmes (TB)	-	-	3
K. Hill (RT)	1	2	2
C. Hill (WR)	1	1	1
R. Varno (TE)	1	1	1
J. Marcey (LT)	1	1	1
T. Riggins (TB)	1	1	1

Defense	2008	Streak	Career
Rutter (ILB)	1	12	26
Cox (CB)	1	12	24
Herbert (DT)	1	23	23
Tracy (DE)	1	23	23
Pigram (OLB)	1	1	20
Caldwell (SS)	1	13	13
Livingston (FS)	-	-	11
Lissemore (DT)	1	5	11
Houff (S)	-	-	4
Francks (OLB)	3	3	3
Toon (DT)	2	-	2
Alexander (S)	-	-	1
Stover (DT)	1	-	1
H. Robertson (DT)	1	1	1
J. Trantin (OLB)	1	1	1
B. Cottingham (CB)	1	1	1
M. Alvarado (FS)	1	1	1

Longest Active Streaks

C.J. Herbert (DT)	23
Adrian Tracy (DE)	23
C.J. Muse (RG)	14
David Caldwell (SS)	13
Derek Cox (CB)	12
Michael Grant (LG)	12
Luke Hiteshew (C)	12
Jake Phillips (QB)	12
Josh Rutter (ILB)	12
Elliott Mack (WR)	8
Sean Lissemore (DT)	5

Most Career Starts (Active)

Josh Rutter (ILB)	26
Derek Cox (CB)	24
C.J. Herbert (DT)	23
Adrian Tracy (DE)	23
Luke Hiteshew (C)	21
Michael Pigram (OLB)	20
Jake Phillips (QB)	17
R.J. Archer (WR)	16



This Week's Opponent

VMI Offensive Depth Chart

LT	51	Ben Brandt	SO	6-2	260
	66	D'Angelo Smith	FR	6-1	255
LG	55	George Handler	JR	6-3	255
	78	Rob Bailey	FR	6-4	330
C	60	James Boatright	SO	6-0	270
	62	Chris Leach	JR	6-3	273
RG	63	Bo Wren	SO	6-0	260
	65	James Handler	RFR	6-4	300
RT	77	Steven Hite	RFR	6-4	250
	79	Frank Ellis	JR	6-7	260
TE	90	Travis Ludden	SR	6-3	240
	89	Josh Favaro	SO	6-3	230
QB	28	Tim Maypray	JR	5-8	165
	14	Kyle Hughes	JR	6-3	190
RB	31	Howard Abegesah	JR	6-0	220
	23	Chaz Jones	RFR	5-11	220
SB	9	Michael Rainey-Wiles	SO	5-9	170
	28	Tim Maypray	JR	5-8	165
SB	6	Gabe Itoka	SO	5-6	180
	2	Bryan Barnson	SO	5-11	175
WR	21	Keith Taylor	SR	6-2	190
	88	Aaron Lewis	FR	6-3	195
WR	3	Mario Scott	SO	5-11	170
	81	Daud Semalulu	RFR	6-3	190

VMI Defensive Depth Chart

LE	44	Andy Viola	SR	6-0	230
	93	Aaron Blue	RFR	6-3	250
NT	50	Josh Wine	SO	6-0	265
	96	Sam Palmer	RFR	6-0	300
RE	84	Damiso Alexander	SO	6-3	245
	75	Nick Mims	JR	6-3	250
OLB	8	Kyle Nikmard	SO	5-10	215
	32	Julian Bowers	RFR	5-10	225
OLB	17	Patrick McKinney	JR	6-3	245
	47	Eric Church	RFR	6-3	240
ILB	7	A.J. Gross	RFR	5-10	220
	99	Emilio Calvin	RFR	6-3	240
ILB	35	Jacob Rochester	SR	5-10	213
	54	Josh Sneed	FR	6-2	230
LCB	22	Byron Allen	RFR	5-10	185
	34	Juan Thrasher	FR	5-10	170
SS	26	Kris Ware	SO	5-11	211
	1	Trae Watkins	FR	5-10	170
FS	37	Tyler Reedy	RFR	5-10	175
	4	Tracy Hairston	RFR	6-1	185
RCB	5	Bryant Youngblood	JR	5-10	180
	19	Levi Swindell	JR	6-0	190

VMI Special Teams Depth Chart

PK	49	Greg Stevens	FR	5-11	175
P	40	Patrick Sweeney	SO	6-3	190
H	12	Cameron Jones	RFR	6-0	200
LS	90	Travis Ludden	SR	6-3	240
KOR	9	Michael Rainey-Wiles	SO	5-9	170
	6	Gabe Itoka	SO	5-6	180
PR	9	Michael Rainey-Wiles	SO	5-9	170

Tale of the Tape

Pos.	Tribe vs. Keydets		Pos.
	W&M	VMI	
WR & TE	6-1/198	5-10/188	DB
OF Backs	6-1/223	5-11/216	LB
OL & TE	6-4/293	6-1/247	DL
DL	6-3/268	6-2/256	OL/TE
LB	6-1/224	5-9/184	OF Backs
DB	5-11/189	6-1/200	WR/TE

*Averages reflect those of starters only.

All-Time Series With VMI

Series Record: W&M leads, 50-33-2

Series Record in Williamsburg: W&M leads, 22-9

Series Record in Lexington: W&M leads, 17-16-1

First Meeting: Oct. 28, 1905; VMI won, 23-0, in Lexington

Last 10 Series Meetings

Year	Date	Result	VMI Score	W&M Score	Location
1998	Sept. 12	Won	0	49	Williamsburg
1999	Oct. 23	Won	14	35	Lexington, Va.
2000	Sept. 9	Won	15	55	Williamsburg
2001	Sept. 8	Won	0	34	Lexington, Va.
2002	Sept. 14	Won	31	62	Williamsburg
2003	Sept. 13	Won	24	34	Lexington
2004	Sept. 25	Won	6	42	Williamsburg
2005	Sept. 10	Won	7	41	Lexington, Va.
2006	Sept. 23	Won	6	38	Williamsburg
2007	Sept. 8	Won	16	63	Lexington, Va.

VMI Series Notes

A Win vs. VMI Would ...

- Be the Tribe's first win this season
- Extend W&M's winning streak in the series to 23
- Be W&M's 51st victory against VMI
- Improve W&M's record vs. VMI in Williamsburg to 23-9
- Improve W&M's record vs. Big South teams to a perfect 10-0
- Improve Jimmie Laycock's record vs. VMI to 26-3
- Mark the sixth time in the last 13 years that W&M has earned a win vs. VMI in its first home game of the season (W&M would improve to 6-0 in those contests)
- Snap a five-game losing streak dating back to last season

Serious History

Few schools can boast such long and storied histories as the College of William and Mary (founded in 1693) and the Virginia Military Institute (founded in 1839). This same history can be applied to the football programs, as each has sponsored a team for the better part of the last century. The two schools have met on the gridiron 85 times, including at least once a year for the last 64

The Last Meeting

LEXINGTON, Va. (9/8/07) -- Jake Phillips and DeBrian Holmes paced a near flawless first-half offensive performance to help lead William and Mary to a 63-16 victory over VMI at Foster Stadium.

The Tribe picked up its first win of the season and 22nd consecutive victory against the Keydets in a series that dates back to 1905.

Phillips completed 13 of his 15 first-half attempts for 242 yards and three touchdowns, and Holmes rushed for three scores, as the Tribe raced out to a 42-10 halftime edge.

W&M went on to record more than 500 yards of total offense for the second time in as many games, finishing with 524 to VMI's 271.

Cameron Dohse had four catches for 77 yards and a touchdown in his first start, and Elliott Mack recorded four receptions for 73 yards and a score.

Courtland Marriner led the ground attack with a career-high 107 yards and a touchdown on 13 attempts. Tony Viola and Thomas Schonder added rushing touchdowns for the Tribe.

David Caldwell led a solid defensive effort, collecting a career-best 15 total tackles, including nine solo stops and 1.5 tackles for loss. Josh Rutter recovered a pair of fumbles, and Evan Franks had a sack.

Brian Pate connected on all nine of his point-after attempts, setting a school record for extra points in a single game.

	1	2	3	4	Final
William and Mary	14	28	7	14	63
VMI	3	7	0	6	16



DeBrian Holmes rushed for three touchdowns, all coming in the first half, as W&M defeated VMI, 63-16, last season.



seasons.

The 64 consecutive games played streak is tied for the ninth longest, uninterrupted series currently being contested in the FCS ranks. The other is the College's rivalry with Richmond. The Tribe has won 22-consecutive games in the VMI series, which stands as the second longest winning streak in an active uninterrupted series, the longest being Grambling's 31-straight wins against Prairie View.

The Streak Continues

With last season's 63-16 victory at VMI, the Tribe extended its winning streak to 22 in the all-time series versus the Keydets. During the streak, the College has won by an average margin of nearly 26 points per game (average score: 40.1 - 14.2).

The most lopsided contest during the 22-game stretch was in 1998 when the Tribe earned a 49-0 triumph in Williamsburg, while the closest game came in 1992, a 21-16 W&M win.

The College has held VMI to seven or fewer points in 10 of the 22 games, including three of the last four.

Beginning the Home Slate

Saturday's contest against VMI will mark the sixth time in the last 13 years that the Tribe has played its first home game of the season against the Keydets. W&M has won all five of those previous contests by an average score of 50-15.

Connections

Current assistant head coach and offensive line coach Bob Solderitch had a two-year stint as an assistant at VMI (1994-95), overseeing both the offensive and defensive lines.

VMI assistant Greg Shockley is in his fourth season in Lexington, after spending the 2004 season as tight ends and special teams coach at W&M.

Former Tribe running back Tony Viola's ('08) brother, Andy, is a senior defensive end for VMI, while redshirt freshman offensive lineman Jake Marcey's older brother, Jeff, was an offensive lineman for the Keydets last season.

Team Notes

New Look

The Tribe unveiled a new look for the uniforms in the season opener, as the team now features a script 'Tribe' logo on the helmet and nameplates on the jerseys.

In an informal polling of the recent Sports Information Directors at the College of William and Mary (going back to the 40's) shows that the nameplates are a first for the College.

Another change in apparel is on the helmets, where the College is using a script "Tribe" logo, in place of the "W&M" that had been the decal since the 2001 season. The program had used the script "Tribe" previously (from the early 80's) until the 2000 season.

Did You Know?

The College's last significant change in uniform came in 2001, when it moved from green helmets to the current 'vegas' gold color and changed the pants from white (home) and green (road) to the same color ('vegas' gold).

It also saw the College win a share of the league title.

More Change

In a change that will be as noticeable as the new look uniform for the home fans, the College will now be featuring in-game replays on the state-of-the-art scoreboard, among other features. The scoreboard will show select plays as highlights and also have the capability of running video with sound accompaniment.

One more obvious change on game-days will be that the Tribe will be entering the field from the Southwestern corner of the stadium (from the new Jimmie Laycock Football Center). Previously, the home team entered from the Northeastern corner.

Did You Know?

That with the completion of the Jimmie Laycock Football Center the visiting team will now have access to what was the varsity football locker room and its associated training and equipment room areas. For teams that remember the old visitor accommodations, the improvement will be as dramatic for the opponents as it is for the home team now operating out of the Laycock Center.

Home Sweet Home

Saturday evening's game with Virginia Military will be the first of six home games for the College in 2008. The last (and only) time during Laycock's 29-year tenure that the Tribe's schedule featured as many home contest came the 1988 season.

Did You Know?

In Laycock's first six seasons at the helm, he was forced to play on the road seven times. The first five-game home schedule the Tribe played during his tenure (which began for the 1980 season) was in 1986. [Editor's Note: The five-game home schedule that season was almost certainly a make up for the fact that Laycock's 1985 squad was sent on the road an incredible SIX-straight

Statistical Breakdown

	W&M	VMI
SCORING	24	49
Points per Game	24.0	49.0
FIRST DOWNS	16	19
Rushing	9	18
Passing	7	1
Penalty	0	0
RUSHING YARDAGE	115	418
Yards Gained	144	444
Yards Lost	29	26
Rushing Attempts	33	50
Average per Rush	3.5	8.4
Average per Game	115	444
Rushing Touchdowns	0	5
PASSING YARDAGE	188	26
Att-Comp-Int	37-19-2	7-3-1
Average per Pass	5.1	3.7
Average per Catch	9.9	8.7
Average per Game	188	26
Passing Touchdowns	2	1
TOTAL OFFENSE	303	444
Total Plays	70	57
Average per Play	4.3	7.8
Average per Game	303	444

Tribe Quick Facts

Location: Williamsburg, Va.
 Founded: 1693
 Enrollment: 5,500
 Colors: Green, Gold and Silver
 Interim President: W. Taylor Reveley, III
 Chancellor: Sandra Day O'Connor
 Athletics Director: Terry Driscoll
 Stadium: Walter J. Zable Stadium at Cary Field
 Capacity: 12,259
 Surface: FieldTurf Pro
 NCAA Affiliation: Division I FCS
 Conference: CAA Football Conference (Southern Division)
 2006 Record: 4-7 (2-6, Fifth)
 Ticket Information: (757) 221-3340
 Website: www.TribeAthletics.com

VMI Quick Facts

Location: Lexington, Va.
 Founded: 1839
 Enrollment: 1,300
 Colors: Red, White and Yellow
 Superintendent: General J.H. Binford Peay III
 Athletics Director: Donny White
 Stadium: Foster Stadium
 Capacity: 10,000
 Surface: Natural Grass
 NCAA Affiliation: Division I FCS
 Conference: Big South Conference
 2007 Record: 2-9 (0-4, BSC)
 Website: www.vmikeydets.com
 SID: Wade Branner
 Office Phone: (540) 464-7253
 Email: brannerwh@vmi.edu



Game Notes

The Tribe in 2008

Overall: 0-0

At home:	0 - 0
Away:	0 - 1
On grass:	0 - 1
On turf:	0 - 0
At night:	0 - 1

CAA Football overall:	0 - 0
CAA Football home:	0 - 0
CAA Football road:	0 - 0

By Month:

August:	0 - 0
September:	0 - 1
October:	0 - 0
November:	0 - 0

When scoring first	0 - 0
When opponent scores first	0 - 1
When leading at half	0 - 0
When trailing at half	0 - 1
When tied at half	0 - 0
When leading after 3 qtrs	0 - 0
When trailing after 3 qtrs	0 - 1
When tied after 3 qtrs	0 - 0
When out-passing opponent	0 - 0
When out-rushing opponent	0 - 1
When out-gaining opp. (total off.)	0 - 0
When out-gained by opp.	0 - 1
When leading TOP	0 - 0
When trailing TOP	0 - 1
With an individual 100-yd rusher	0 - 0
With an individual 200-yd passer	0 - 0
With opponent 100-yd rusher	0 - 0
With opponent 200-yd passer	0 - 1
When leading turnover ratio	0 - 0
When trailing turnover ratio	0 - 1

Scouting 2008 Opponents This Week

N.C. STATE (1-1), at Clemson, Noon
 Last Week: W, vs. William and Mary, 34-24
VMI (1-0), at William and Mary, 7 p.m.
 Last Week: W, Saint Francis (Pa.), 49-0
NORFOLK STATE (1-1), vs. North Carolina A&T, 4 p.m.
 Last Week: L, at Kentucky, 38-3
VILLANOVA (0-1, 0-0), vs. Lehigh, 1 p.m.
 Last Week: Open
NEW HAMPSHIRE (1-0, 0-0), at Rhode Island, Noon
 Last Week: W, at Army, 28-10
DELAWARE (0-1, 0-0), vs. West Chester, 6 p.m.
 Last Week: Open
RHODE ISLAND (1-1, 0-0), vs. New Hampshire, Noon
 Last Week: L, at Fordham, 16-0
TOWSON (1-1, 0-0), at Richmond, 3 p.m.
 Last Week: W, Morgan State, 21-16
NORTHEASTERN (0-1, 0-0), at Georgia Southern, 6 p.m.
 Last Week: Open
JAMES MADISON (1-1, 0-0), vs. UMass, 3:30 p.m.
 Last Week: W, vs. N.C. Central, 56-7
RICHMOND (1-1, 0-0), vs. Towson, 3 p.m.
 Last Week: L, at Virginia, 16-0

weeks – and, more amazingly, fashioned a 7-4 record].

Longstanding

With Sparky Woods taking over the Keydet program for the departed Jim Reid in 2008, Jimmie Laycock will now have faced nine different head coaches at the VMI program since he first faced off against the squad in 1980 (29 years).

Taking it one step further, with Rhode Island and Richmond bringing new leaders to the side-lines for 2008, he will now have faced off against 26 different head coaches in his 15-years of league play (since first joining the conference in 1993).

Did You Know?

William and Mary Head Coach Jimmie Laycock is 18-9, all-time, in home openers. The Tribe is currently on a two game-skid in home openers and has not won a season lid-lifter in the Colonial Capital since the 2004 season (a 42-6 win over VMI).

Success on September 13

The last time the Tribe played a game on September 13th was against VMI in 2003 at Alumni Memorial Field in Lexington, Va. The Tribe was victorious as Walter Payton Award Winner Lang Campbell threw for three touchdowns in the 34-24 victory.

Following an FBS Game

In four out of the last five years, the first game following a loss to an FBS opponent has resulted in a Tribe victory. In 2003 and 2005, Tribe victories came over VMI, following losses to Western Michigan (2003) and Marshall (2005).

Tribe vs. The Commonwealth

During the past five seasons, William & Mary has a combined record of 13-9 against in-state foes. This includes a perfect 5-0 against VMI.

Crowded

The College ended the 2007 season averaging, 10,699 fans per contest, which was the highest figure for the program since the 1997 season (when the College readjusted its capacity figure for Zable from 15,000 to 13,279 – then reduced further to its current 12,259). It was the second consecutive year the squad had re-set its record under the new configuration.

W&M sold out its final home contest vs. James Madison, announcing a crowd of 12,259. It was the fourth time in five games W&M attracted a five-figure audience. The only exception was the Liberty (9,329).

Large crowds have been the norm at Zable over the past three seasons and the sellout against JMU, was the school's ninth audience in the last 11 home games to breach the 10,000-mark in attendance.

Of the Tribe's top 10 crowds since 1997, seven have occurred over the past two seasons.

In terms of percentage of capacity, the College's average of .873 ranks in the top 25 amongst all FCS schools.

What a Difference ...

... A year makes. Last season, the College's final two-deep of its top 44 players showed over half (24) as either freshman or sophomores. The defense had 12 first or second year players, while the offense also had the same amount, including a pair freshman tailbacks and five first-year players filling the top six wide receiver positions. Defensively, only three seniors even took a snap during the entire season. By contrast, this year, the College will open with nine returning starters on both sides of the ball. Of these 18 returning starters, 14 are either juniors or seniors.

First Start

Eight Tribe players made their first career start on Saturday evening at NC State (junior TE Rob Varno, sophomores Chase Hill, WR; Terrence Riggins, TB; Ben Cottingham, CB; and Michael Alvarado, S; and redshirt freshmen Jake Marcey, OT; Harold Robertson, DT; and linebacker Jake Trantin).

On the offensive side, despite it being their first starts, the returns on the group's production were overwhelmingly positive. Riggins had game- and career-high 51-rushing yards on 12 attempts (4.2), while Hill earned the team's Offensive MVP Award by collecting four receptions for a total of 45 yards and handling the long-snapping duties. Varno was very nearly equally as productive, as he had a career-high 31 receiving yards on three receptions. Despite having his hands full with a large and athletic Wolfpack defensive front, he was more than adequate in helping power the College to a very respectable offensive afternoon that saw the team roll to 303 total yards (including 115 yards on the ground).

Freshman Connection

True freshman Jonathan Grimes saw significant game reps at tailback for the College against the Wolfpack (five carries for 31 yards). He was the only true frosh to see game action. Several other members of the Tribe's talented freshman class of 2008 are also challenging for playing time, including cornerback/return specialist B.W. Web, tight end Robbie Gumbita, wide receiver Ryan Moody and linebackers Jabrel Mines and Donte Cook.

Last season, Riggins joined cornerback Terrell Wells and defensive tackle Michael Stover as the only true freshman to see playing time. In 2006, the Tribe played only two first-year players, including David Caldwell. The same was true for 2005, as only a pair of true freshmen saw playing time (linebacker Michael Pigram and wide receiver D.J. McAulay). This season, the potential is there for at least a couple true freshmen to see action on opening day.



Tough Sledding

Last season the College faced a total of six ranked opponents in its 11 game regular season, including ending the season playing against four-straight. The brutal finish was the first time W&M squared off against four-straight ranked opponents since first joining its current league affiliation in 1993. The College played on of the most-difficult schedules, in terms of overall combined opponent's winning percentage (.604).

Rare

By finishing with a 2-6 mark in the CAA, W&M was saddled with a losing mark in league play for the third consecutive season. Prior to 2005, W&M hadn't posted a single sub-.500 record in league competition in the first 12 seasons as a conference member.

Consistent Success

The W&M Athletics Department showed a Graduation Success Rate (GSR) of 96% among its student-athletes who entered school on athletics scholarships in the 2000-01 athletics year in data recently released by the NCAA.

The national average among all Division I schools was 77%. W&M's average of 96% ranked seventh in the nation, with four departments tied for the top spot with an average of 98%. The Tribe's average was the top in both the CAA and among all Division I Virginia schools.

The Tribe's football program showed a 96% GSR, which puts it well above the national average for the Football Championship Series (FCS) of 65%.

Another Streak Worth Noting

In addition to earning 22 consecutive victories against VMI, the Tribe will look to extend another streak this weekend as the College has won six consecutive regular season non-conference home games. That streak was nearly snapped last fall when the Green and Gold edged Liberty in double overtime, 48-41.

Limiting the Penalties

After ranking as one of the nation's least-penalized teams last season, the Tribe got off to good start in '08 with just three infractions for 15 yards in the season opener at N.C. State.

W&M was the CAA's least-penalized team last year with only 49 infractions for 408 yards. The Tribe ranked sixth nationally with just 4.45 penalties per game and seventh in the country with just 37.09 penalty yards per game.

One Tough Conference

The Colonial Athletic Association Football Conference currently has five teams ranked among the nation's top 10 in both the Sports Network and Coaches Poll (Richmond #4/4, UMass #3/5, Delaware #6/6, James Madison #7/7, New Hampshire #10/10). Additionally, Villanova is ranked 21st in both polls.

Tribe Talk

New for Tribe fans this season is the online streaming broadcast of W&M Football Head Coach Jimmie Laycock's weekly radio show, sponsored by Prudential McCardle Realty and Chesapeake Bank. The broadcast is aired locally on Williamsburg WBACH 107.9 FM on Thursdays at 12:30 p.m. The online broadcast can be heard by visiting TribeAthletics.com and clicking on the Coach's Show link. Fans in the area are encouraged to attend, as the event takes place on the spacious back porch at The Backfin Restaurant. The Backfin is located on 3701 Strawberry Plains Rd, Williamsburg, VA (757-565-5430).

Tribe Picked to Finish Fifth in CAA Preseason Poll

The Tribe was picked to finish fifth in the CAA South Division in the conference's preseason poll according to a vote of the league's 12 head coaches and selected media. Massachusetts, which returns 12 starters off last year's CAA Football Championship team, was picked to capture the overall league title. Richmond edged out James Madison for the top spot in the South Division.

Offensive Notes

Welcome Back

After missing all but the season opener of the 2007 season with a knee injury, junior receiver DJ McAulay had a very solid coming out party against the Wolfpack. He pulled down a game-high six-spirals for 99 yards, including TD catches for 25- and 30-yards, respectively. Four of his six catches on the evening went for more than 10 yards, with five of the six moving the chains for the College.

Quick Hits

* Senior returning all-conference quarterback Jake Phillips ended his evening against the Wolfpack by throwing for 139 yards on 15 completions (in 30 attempts). Included in his effort was a 30-yard TD to junior wide out D.J. McAulay.

The TD pass extended his streak of games with at least one TD pass to eight (dating back to last season).

* Junior quarterback RJ Archer looked very good in his lone series under center for the College, as he led the Tribe 77 yards on 11 plays for the final score of the contest . . . Archer accounted for 75 of the 77 yards on the drive, as he rushed for 26 and threw for an additional 49, including a 25-yard TD pass to McAulay.

CAA FOOTBALL CONFERENCE

2008 CAA Football Standings

South	CAA	Overall	H	A
James Madison	0-0	1-1	1-0	0-1
Richmond	0-0	1-1	0-0	1-1
Towson	0-0	1-1	1-0	0-1
Delaware	0-0	0-1	0-0	0-1
Villanova	0-0	0-1	0-0	0-1
William and Mary	0-0	0-1	0-0	0-1

North	CAA	Overall	H	A
Massachusetts	0-0	2-0	1-0	1-0
New Hampshire	0-0	1-0	0-0	1-0
Rhode Island	0-0	1-1	1-0	0-1
Maine	0-0	1-1	0-0	1-1
Northeastern	0-0	0-1	0-0	0-1
Hofstra	0-0	0-1	0-0	0-1

Around CAA Football This Week

Saturday, Sept. 13	Time/TV
New Hampshire at Rhode Island	Noon/CN8, CSS
Lehigh at Villanova	1 p.m.
Massachusetts at James Madison	3:30 p.m./CN8, CSS
Towson at Richmond	3 p.m.
Northeastern at Georgia Southern	6 p.m.
West Chester at Delaware	6 p.m.
Stony Brook at Maine	6 p.m./WABI
Albany at Hofstra	7 p.m.
VMI at William and Mary	7 p.m.

Last Week's CAA Football Results

Maine 21, Monmouth 17
 Massachusetts 45, Holy Cross 42
 New Hampshire 28, Army 10
 Richmond 0, Virginia 16
 NC Central 7, James Madison 56
 Morgan State 16, Towson 21
 William and Mary 24, N.C. State 34
 Rhode Island 0, Fordham 16

Last Week's CAA Football Players of the Week

Offense: Liam Coen, UMass, QB
 Defense: Hugo Souza, UNH, SS
 Special Teams: John Clemens, UNH, KR
 Rookie: Julian Talley, UMass, WR





Game Notes

National Rankings

CAA Football in the National Polls

Sports Network (Sept. 8)	FCS Coaches (Sept. 8)
Massachusetts (3)	Richmond (4)
Richmond (4)	Massachusetts (5)
Delaware (6)	Delaware (6)
James Madison (7)	James Madison (7)
New Hampshire (10)	New Hampshire (10)
Villanova (21)	Villanova (21)

Sports Network FCS Top 25 - Sept. 8 Poll

Team (First Place Votes)	Record	Last Week
1. Appalachian State (85)	1-1	1
2. North Dakota State (22)	2-0	2
3. Massachusetts (1)	2-0	4
4. Richmond	1-1	3
5. Montana (1)	1-0	5
6. Delaware (1)	0-1	6
7. James Madison	1-1	8
8. McNeese State	1-1	10
9. Northern Iowa	0-1	9
10. New Hampshire	1-0	15
11. Southern Illinois	1-0	12
12. Wofford	1-0	13
13. South Dakota State	1-1	21
14. Caly Poly	1-1	11
15. Western Illinois	1-1	18
16. Eastern Washington	0-2	18
17. Georgia Southern	1-1	16
18. Elon	1-1	17
19. Central Arkansas State	2-0	22
20. Eastern Illinois	0-2	19
21. Villanova	0-1	23
22. The Citadel	1-1	20
23. Youngstown State	0-2	14
24. Harvard	0-0	25
25. Liberty	2-0	NR

FCS Coaches Top 25 - Sept. 8 Poll

Team (First Place Votes)	Record	Last Week
1. North Dakota State (20)	2-0	1
2. Appalachian State (7)	1-1	2
3. Montana	1-0	6
4. Richmond	1-1	3
5. Massachusetts	2-0	4
6. Delaware	0-1	7
7. James Madison	1-1	8
8. Northern Iowa	1-1	5
9. McNeese State	1-1	9
10. New Hampshire	1-0	15
11. Wofford	2-0	13
12. Caly Poly	1-1	11
13. Southern Illinois	1-0	12
14. Eastern Washington	0-2	10
15. Georgia Southern	1-1	16
16. Western Illinois	1-1	17
17. South Dakota State	1-1	T20
18. Elon	1-1	19
19. Central Arkansas	2-0	24
20. Eastern Illinois	0-2	18
21. Villanova	0-1	T20
22. The Citadel	1-1	23
23. Furman	1-1	NR
24. Youngstown State	0-2	14
25. Delaware State	1-0	NR

The game saw an end to his string of receptions on the team, as he had caught at least one pass in every career appearance 22 prior to the action in Raleigh. He started 16 games at receiver over the past two years and contributed 69 catches for 940 yards.

* While the services of the projected starting running backs DeBrian Holmes (shoulder) and Courtland Marriner (knee) are still in question for Saturday (with Marriner being out), the team might see the return of sophomore wide out Cameron Dohse, who also missed the opener with a shoulder injury. A former walk-on, Dohse turned five touchdown receptions in 2007 which tied him for the team lead, while his total of 557 receiving yards was second and his 31 receptions ranked fourth.

• Senior place-kicker Brian Pate got his season off to a strong start by nailing a 43-yard field goal, converting all three extra point attempts and booting his first kickoff of the year through the end zone for a touchback.

30 Is A Magic Number

Since taking over the program in 1980, Laycock has coached a total of seven teams that have averaged 30, or more, points per game. Five of those seven teams participated in postseason play. The average number of victories among the seven teams is 8.6.

For the record, previous to Laycock's tenure on campus, the only other team in Tribe history that averaged better than 30 points per game was the 1946 squad, which produced 34.7 points a game.

The following is a complete listing of all the teams in school history to average better than 30 points per game:

Rank	Team	Scoring Avg.	Final Record
1.	1993	36.8	9-3
2.	1990	35.9	10-3
3.	2004	34.7	11-3
	1946	34.7	8-2
5.	1991	31.8	5-6
6.	1998	31.5	7-4
7.	1996	30.3	10-3
8.	2001	30.2	8-4

Defensive Notes

Tough Against the Run

With the return of nine starters from last year's defensive unit, the Tribe entered the 2008 season looking to improve upon the 225.7 rushing yards per game it allowed a season ago. W&M passed its first test against N.C. State in the season opener on Sept. 6, as the College limited the Wolfpack to just 67 yards on 30 carries (2.2 yards per carry). It was the fewest rushing yards allowed by W&M since holding Towson to just 62 yards on Oct. 22, 2005. The effort also marked a significant improvement from last year's season opener when Delaware rushed for 281 yards.

Making the Tribe's effort versus N.C. State even more impressive is that it limited the Wolfpack's leading rusher, senior Andre Brown, to just 43 yards rushing on 17 carries (2.5 yds per carry). Brown ranked 11th on NCSU's all-time list for rushing yards and was coming off a 101-yard effort in the previous contest against South Carolina.

The Sticks are Staying Put

W&M's defensive unit was incredibly effective in the first half of the season opener against N.C. State, as it held the Wolfpack without a first down on its first eight possessions. NCSU's initial first down of the contest didn't come until its final possession of the first half, while the Wolfpack managed just 11 first downs during the entire game. The total was lowest allowed by the Tribe since surrendering just seven first downs against Liberty on Sept. 24, 2005.

What a Half

Although the Tribe trailed 14-0 at halftime against N.C. State, a look at the stat sheet offered a number of positives for W&M. In addition to allowing just three first downs in the opening two quarters of play, the College outgained the Wolfpack in total yards, 103-79. Additionally, despite kicking off to begin the game, W&M controlled the time of possession by more than three minutes.

Pick Six

Senior all-conference cornerback Derek Cox provided the individual defensive highlight in the season opener at N.C. State when he returned a fourth-quarter interception 45 yards for a touchdown. It marked the first time a Tribe player had accomplished the feat since Trevor McLaurin and James Miller both did so at Villanova during the 2005 season.

Immediate Impact

Redshirt freshman Jake Trantin registered his first collegiate game action when he earned a starting nod at outside linebacker in the season opener at N.C. State. The Severn, Md., native wasted little time making an impact as he recorded a tackle for a loss on the initial play of the contest's first offensive series.

Houff Earns Second Career Interception

Senior safety David Houff earned his second career interception in the season opener at N.C. State when he picked off Daniel Evans on the game's first series. Houff then returned the pick 28 yards to put the Tribe offense in the red zone. Houff's other



interception came during his freshman season in the upset win against Towson.

Caldwell and Tracy Register Sacks

Junior defensive end Adrian Tracy and junior safety David Caldwell began the '08 season in impressive fashion, as both tallied a sack in the season opener at N.C. State. Tracy's big play came on a third-and-10 early in the second quarter that pushed the Wolfpack back 10 yards and forced a punt, while Caldwell made his stop behind the line of scrimmage on a third-and-nine later in the quarter that went for a loss of nine yards and forced another Wolfpack punt.

Caldwell's sack was the first of his career, while Tracy now has 10 during his career.

New Formation Pays Dividends

The Tribe implemented a new spread formation with its punting unit this season, and it proved successful in the season opener at N.C. State. Sophomore David Miller averaged 45.3 yards per punt (nine attempts) and put a pair of balls inside the opponent's 20 yard line.

Why to Watch Third Downs

The College's defense was particularly impressive on third down situations in the season opener against N.C. State, as it held the Wolfpack to just two conversions on 16 opportunities.

Although the Tribe was unable to pull off the upset in Raleigh, third down stops played a key role in W&M's four triumphs last season. In its wins, W&M limited its opponents to a 30.2 percent conversion percentage on third downs (16-for-53). Conversely, in the College's seven losses, opponents registered a 49.4 percent success rate on third downs (49-for-99).

Strong Against the Pass

N.C. State's 258 yards passing against the Tribe marked just the second time in the last 13 games that an opponent has thrown for more than 220 yards against W&M. Last season, only Villanova was able to eclipse the mark (272).

Last season, the College surrendered a league-best 167.5 passing yards per game and held six opponents to less than 200 yards through the air. Additionally, the Tribe limited two opponents (VMI - 22 yds) and (JMU - 89) to less than 100 yards passing.

Early Stops

While first quarter proved to be the Tribe's worst quarter defensively last season (allowing 12.5 points per game), W&M's defensive unit was very impressive during the first 15 minutes of action in the season opener at N.C. State. The College did not allow a first down and limited the Wolfpack to just 29 total yards.

W&M's best quarter defensively last season was the third, as it allowed an average of 6.5 points per game in the first 15 minutes following halftime.

Nearly Unbeatable When Holding the Opposition to Less Than 21 Points

During the last seven seasons, W&M has been nearly unbeatable when limiting the opposition to 21 points or less, posting a 25-1 record. The lone loss during the span came against Hofstra during the 2006 season when the Pride defeated W&M, 16-14, in Williamsburg on Sept. 30.

During the last 10 seasons, the Tribe owns a 37-2 record when holding the opposition to 21 points or less.

Follow the Leader

In addition to being one of the Tribe's top defensive players, senior all-conference cornerback Derek Cox has been a tremendous leader for the College. Prior to the start of this season, he was elected as a team captain for the second straight year, making him just the fourth player in Laycock's 29-year tenure to earn the honor twice (the last being linebacker Mohammed Youssofi in 2001-02).

In addition to providing leadership on the football team, Cox has also demonstrated leadership on campus by serving as the president of W&M's Student-Athlete Advisory Council (SAAC), a group that serves as a liaison between William and Mary's athletes and the school's administration.

Tribe Record Watch (Through 2007 Season)

Passing Yards

1. Dave Corley, Jr., 1999-02	9805
2. Stan Yagiello, 1981-85	8249
3. Mike Cook, 1995-98	7295
4. Chris Hake, 1988-91	7025
5. Lang Campbell, 2001-2004	6494
6. Shawn Knight, 1991-94	5705
7. Jake Phillips, 2005-	5267
8. Chris Garrity, 1979-81	4536
9. Tom Rozantz, 1975-78	4019
10. Dan Darragh, 1965-67	3361

Total Offense

1. Dave Corley, Jr., 1999-02	10948
2. Stan Yagiello, 1981-85	8168
3. Mike Cook, 1995-98	7245
4. Lang Campbell, 2001-2004	7149
5. Chris Hake, 1988-91	7058
6. Shawn Knight, 1991-94	6408
7. Jake Phillips, 2005	5715
8. Tom Rozantz, 1975-78	5385
9. Bill Deery, 1972-74	4589
10. Chris Garrity, 1979-81	4320

Pass Attempts

1. Stan Yagiello, 1981-85	1246
2. Dave Corley, Jr., 1999-02	1168
3. Chris Garrity, 1979-81	913
4. Mike Cook, 1995-98	872
5. Chris Hake, 1988-91	869
6. Lang Campbell, 2001-2004	763
7. Jake Phillips, 2005-	699
8. Tom Rozantz, 1975-78	696
9. Shawn Knight, 1991-94	580
10. Dan Darragh, 1965-67	535

Pass Completions

1. Stan Yagiello, 1981-85	737
2. Dave Corley, Jr., 1999-02	676
3. Mike Cook, 1995-98	540
4. Chris Hake, 1988-91	523
5. Lang Campbell, 2001-2004	495
6. Chris Garrity, 1979-81	407
7. Jake Phillips, 2005-	398
8. Shawn Knight, 1991-94	380
9. Tom Rozantz, 1975-78	315
10. Dave Murphy, 1980-83	288

Touchdown Passes

1. Dave Corley, Jr., 1999-02	73
2. Mike Cook, 1995-98	62
3. Lang Campbell, 2001-2004	54
4. Stan Yagiello, 1982-85	51
5. Shawn Knight, 1991-94	46
6. Chris Hake, 1988-91	43
7. Jake Phillips, 2005-	37
8. Buddy Lex, 1946-49	36
9. Dan Darragh, 1965-67	30
10. Chris Garrity, 1979-81	27



Game Notes


Receiving Yards

1. Rich Musinski, 2000-03	4168
2. Dave Conklin, 1996-99	3269
3. Chris Rosier, 1997-00	2884
4. Harry Mehre, 1985-88	2748
5. Jeff Sanders, 1981-84	2352
6. Corey Ludwig, 1990-93	2349
7. Joe Nicholas, 2004-07	2278
8. Terry Hammons, 1991, 1993-95	2134
9. Dominique Thompson, 2001-2004	2123
10. Mike Tomlin, 1991-94	2054
-- Elliott Mack, 2005-	1445

Field Goals

1. Greg Kuehn, 2002-05	59
2. Steve Christie, 1986-89	57
3. Brian Shallcross, 1994-97	48
4. Brett Sterba, 1998-00	46
5. Brian Morris, 1982-85	30
6. Steve Libassi, 1976-79	26
7. Chris Dawson, 1991-93	22
8. Terry Regan, 1972-74	17
9. Dan Mueller, 1988-91	14
10. Laszio Mike-Meyer, 1980-81	13
-- Brian Pate, 2007-	10


W&M Quarterback Club Players of the Week - Sept. 8




Chase Hill, WR, So.
Offense



C.J. Herbert, DE, Jr.
Defense



Brian Pate, K, Jr.
Special Teams



David Miller, P, So.
Special Teams



#53 Luke Hiteshew Senior • Center Baltimore, Md. Mount St. Joseph

Q: Where do you live in Baltimore?

A: I live five minutes away from the Baltimore city line, and no more than 10 minutes away from Ravens Stadium and Oriole Park.

Q: Was your high school in the downtown area?

A: Yah, pretty much. It was actually in a pretty rough section of city. We had the big barbed wire fence going around the whole thing. It was a private all boys, Catholic school.

Q: Did your high school have any famous alum?

A: Mark Teixeira [starting first baseman of the Los Angeles Angles] is a St. Joe's grad. So is Gavin Floyd, a starting pitcher for the Chicago White Sox. Baseball and wrestling are big, but baseball is probably the biggest sport we have.

Q: What is your favorite thing about Baltimore area?

A: Technically, I grew up in a suburb, called Arbutus. I went to Arbutus middle and elementary with all the same guys. I was 10 minutes away from the city, but also had some of the feel of a small town life, as well. We could be at the Inner Harbor in 10 minutes and go to Orioles games and Ravens games. You can have both lives.

Q: Do you prefer surf or turf? Coming from Baltimore, you must have some crab picking experience.

A: I like the combination, if you're forcing me, but I'd say turf more than surf. But if you're in Baltimore you have to love crabs. My grandfather would be thoroughly upset with me if I didn't. [Crab picking] is something we take seriously at our house and it's a big deal for us. One piece of advice [for a novice] is don't get left behind. If somebody dumps a bunch of crabs on the table, you don't want to be sitting there trying to figure it out while everybody else is tearing them up. We have a joke at my house that as soon as the crabs hit, all the talking stops until the crabs are spent.

Q: Where you involved with any non-athletic activities in high school?

A: I did a lot of with our senior leadership group. In the summer of your junior year you could go and plan events for your senior year and set class goals. Since we were an all boys school, one of the projects I headed was to recruit a cheerleading team from the local all-girls high school and got them to come out and perform at our games. I came up with the idea and how it had to be done, but, fortunately, I didn't have to work out the details.

Q: What would you consider your best non-athletic skill?

A: Cooking. I like to grill, mostly. [A grill] was one of the first things I bought when I moved off campus.

Q: Do you have a favorite cooking show or cook?

A: Bobby Flay. No doubt. Actually, I like the Iron Chef, as well. I've lived with several teammates and we were always watching the Food Network. If you turned the TV on there was a 95% chance that the Food Network was what was going to come up. This summer, my entire family went up to New York City basically for the purpose of going to Bobby Flay's restaurant. It was outstanding.

Q: What is your specialty?

A: Ribs. I usually prepare them with a wet sauce, but I like to give them a spice rub before I grill, then put a barbecue sauce.

Q: Have you had a Bobby Flay-style throwdown with any teammates?

A: No there hasn't been, but we should have a cookoff. I had a couple of the boys over this summer to have some food that I was cooking and they all seemed pretty happy. I didn't have any complaints.

Q: You are in graduate school at the moment, what was your undergrad major and what are your plans for after football?

A: I graduated with a marketing degree from the business school, with a concentration in Entrepreneurship. And now, I'm pursuing the MBA, and I haven't quite gotten to the point in the MBA program where you narrow your focus, but I think I'm going to concentrate on the finance aspect of it, so when I go into the business world I'll have a more options. I'm not a marketing guy or a finance guy, I can be a go-between, be a little more valuable to the company. I would love to go back to the Baltimore area. I have worked for Under Armour in the past. I know one of their executives and he gave me an opportunity to work at their corporate headquarters one summer. I also worked at the outlet store down here [in Williamsburg] as well.

Q: Don't you share classes with one of your teammates?

A: Yes, actually it is the other center on the roster, Eric O'Brien. We are in all the same classes. We wind up spending a lot of time together, between meetings, practice, lifting and classes.

Q: How different is it to be in grad school and playing, as opposed to being an undergrad?

A: Well, the classes are at much different, because, for the most part, Eric and I are the youngest people in the room. Most of the other students are coming into the program after working in the real world for at least a couple of years. They bring a very interesting perspective to classes, as they have a lot of real world experience.

Q: What is your favorite tradition of being an offensive lineman at the College?

A: Oh, no question the Thursday evening dinner out at [a local restaurant]. It has been something that started as just offensive lineman thing many; many years ago, and now a lot of other player have started doing it as well. We will go over as a group after Thursday practice and eat as a group. It is really something that we look forward to all day long.

Q: What is your favorite part of the William and Mary campus?

A: The Sunken Gardens. When I go there I feel like it looks and acts the part of being an The amazing setting for an outstanding college experience. You get the feel of the prestige of the campus buildings around you.

Q: Who is the biggest character on the squad at the moment?

A: Either Fred Johnson for Mike Alvarado. They are both defensive backs and I think, as a group, they are usually the loosest bunch.

Q: What teammate is the least fun to line up across against in practice.

A: [Junior defensive tackle] Sean Lissemore. When you line up against him, you might get the best of him a couple of times, but you are going to pay for it. He always gets some shots in. In some ways, though, going against him is the most fun, because you get more out of it.

Q: What is something people might now know about you?

A: I drive a 1990 Lincoln Mark 7, fully loaded. I bought it off a guy who wasn't able to drive it anymore and it's sort of become my signature. I got it when I was 16 and immediately had the windows tinted and repainted it red. Some guys on the team like to laugh about it, because it has wire wheels and a leather interior. It's getting a little beat up because its 18 years old and has over 100,000 miles on it. But, I like it . . . even though it guzzles gas like you wouldn't believe. I have actually had to buy a bike to ride around campus, but it's one thing that's a bit unique about me.



Head Coach Jimmye Laycock



William and Mary Head Coach Jimmye Laycock

29th Season

Career Record: 182-135-2 (.574)

Comments From Monday's CAA Football Coaches Conference Call:

Q: How do you feel you guys performed against NC State?

A: I thought we played hard. I think we went out there and competed very well. We uncharacteristically made some mistakes offensively. But, I thought, defensively, we certainly more than held our own and played really well.

Q: How was it having [junior receiver] D.J. McAulay back out there [after missing all but one game last season with a knee injury]

A: It is good that he made it through this one [laughing]. He had a good first game last year and didn't make it through [as he was injured in the 2007 season opener vs. Delaware after making a

career high seven catches for 162 yards and one TD]. D.J. had a couple touchdown catches for us and really had an impact.. I don't know if he's back totally to full speed, yet or not, to be honest with you. I think he's still working with the leg coming back, but he got in there and competed and I thought he played.

Q: Was the recovery process tough on D.J. emotionally . . . were you impressed with how he handled it?

A: As a long, long ago player who had to come back from knee injuries, I'm always impressed with the way players have to work and I appreciate the effort that they have to put in to come back from any type of surgery, specifically a knee surgery. D.J.'s no exception. He worked extremely hard with our staff to get back to a level where he could play and individuals who put in that kind of effort always impress me.

Q: How do you get [senior all-conference wide out] Elliot Mack more involved this weekend?

A: Well he's got to pick it up a little bit himself. He had a couple opportunities [to make plays] things didn't go his way. A couple of [times he was hurt] because of his decision-making. He's got to step it back up a little bit.

Q: [Could you comment on some of the] red-shirt freshmen that contributed vs. NC State?

A: [Linebacker] Jake Trantin played very well. [Starting left offensive tackle] Jake Marcey started and played the whole game and I thought he played well. He competed . . . and got beat a few times, but he played really hard. I thought another one was defensive lineman Harold Robertson from up at Hermitage [High in Richmond, Va.]. I mean Harold kind of jumped in there [this spring and fall] and earned a starting position. He played very, very well. He more than held his own inside at tackle. I was extremely pleased with the [overall] play of our defensive line; I thought that it was good. But Harold was one that got in there and played.

Q: [Tailback] Jonathan Grimes got in there as a true freshman

A: Yes, he the only true freshman that ended up playing for us and he did fine. He had a little bit of jitters early . . . but he settled down and competed and ran hard, picked up blocks and did things well.

Q: What about the VMI game?

A: Obviously, with Sparky Woods taking over there are going to be some changes. Some things we probably aren't going to be aware of until the game starts. I've already heard they moved their back, Tim Maybrey from running back to quarterback last week and did very, very well with him there. So I mean that adds a dimension to the option game and again we've got to get ready for the option game in a week. We didn't prepare [for a similar offense], so far as in our preparation for North Carolina State, so we've got to get ready. They've got a whole new scheme defensively, which looks to be very, very athletic, a lot of people running to the football and playing hard. We are 0-1, so we've got to regroup and find ways to get better.

Q: Talk a little about your defense and how they stepped up against NC State/

A: I think they made good improvement in the spring and in preseason. [On Saturday evening] they were much improved. [Defensive coordinator Bob] Shoop and his staff have really worked hard to do a mix of different things, but still keep it simple for our players. I thought they played very hard. We executed well, except in the second half we had a few breakdowns and they got some plays on us, but other than that I thought we shut them down in a lot of areas. I thought our [junior] defensive ends C.J. Herbert and Adrian Tracy really stepped it up and played. I mean they were making a lot of plays, pressuring the quarterback, tackles for losses and the like. [Senior linebacker] Josh Rutter did a really fine job, and [senior cornerback] Derek Cox got the one interception for the touchdown. [Senior strong safety] David Caldwell played hard, [sophomore] Mike Alvarado subbing at free safety for [injured junior] Robert Livingston jumped in there and did well. I thought we made some improvement defensively and hopefully we can continue to progress.

Q: Talk about quarterback position.

A: I thought [senior all-conference quarterback] Jake Phillips did not have his best game. Some of that was his problem, some of that was other people's problems. He was a little bit off with a few throws, especially early. I thought as the game wore on he settled down and made some things happen; he was under some pretty good pressure. We had a difficult time up front. We were concerned about that going in, as they have some pretty good people up front. But I thought all in all he had a solid game. In the latter part of the game we felt like it was a good opportunity to get [junior reserve quarterback] R.J. Archer in there and get him some reps and he did fine. He got that one long throw [of 25 yards] to D.J. for the touchdown. It was good to get him in there, get him some experience that atmosphere. It was a great environment for a college game down there Saturday night.

Q: Who's starting in Livingston's spot at safety?

A: [Sophomore] Mike Alvarado will get the start.

Q: Planning to start any freshmen?

A: No, we're not planning on starting any, we'll probably travel with, roughly three or four. Whether any of them play right now is up in the air.

The Laycock File

Hometown: Hamilton, Va.

Alma Mater: William and Mary (1970)

Graduate Degree: Clemson (1972)

Winningest Active NCAA FCS Coaches

(By Victories)

1. Bob Ford (Albany, 40)	225
2. Joe Taylor (Hampton, 26)	198
3. Jerry Moore (Appalachian State, 27)	195
4. Al Bagnoli (Penn, 27)	194
5. Walt Hameline (Wagner, 28)	186
6. Jimmye Laycock (W&M, 29)	182
Andy Talley (Villanova, 29)	182
8. Pete Richardson (Southern, 21)	163
9. Mike Ayers (Wofford, 24)	145
10. K.C. Keeler (Delaware, 16)	140

Division I Coaches Most Years at Current Schools

1. Joe Paterno (Penn State, 1966-2007)	42
2. Bob Ford (Albany, 1973-2007)	35
3. Bobby Bowden (Florida State, 1976-2007)	32
4. Jimmye Laycock (W&M, 1980-2007)	28

Career CAA Football Coaching Victories

1. Bill Bowes (UNH, 1972-98)	97
2. Andy Talley* (VU, 1985-)	93
3. "Tubby" Raymond (UD, 1966-01)	89
4. Jimmye Laycock* (W&M, 1993-)	71
5. Jim Reid (UMass, 1986-91, UR, 95-03)	61

Laycock in the NCAA Playoffs

Year	Round	Opponent, Result
1986	First Round	Delaware, 17-51 (L)
1989	First Round	Furman, 10-24 (L)
1990	First Round	Massachusetts, 38-0 (W)
	Quarterfinals	Central Florida, 38-52 (L)
1993	First Round	McNeese State, 28-34 (L)
1996	First Round	Jackson State, 45-6 (W)
	Quarterfinals	Northern Iowa, 35-38 (L)
2001	First Round	Appalachian State, 27-40 (L)
2004	First Round	Hampton, 42-35 (W)
	Quarterfinals	Delaware, 44-38, 2 OT (W)
	Semifinals	James Madison, 34-48 (L)

Laycock vs. CAA Football

Team	W	L	T
Delaware	11	17	0
Hofstra	2	3	0
James Madison	12	16	0
Maine	6	2	0
Massachusetts	4	7	0
New Hampshire	9	2	0
Northeastern	10	2	0
Rhode Island	9	2	0
Richmond	19	9	0
Towson	5	0	0
Villanova	9	8	1

Tribe Football Rosters



NO.	NAME	POS.	ELG.	HT.	WT.	HOMETOWN (HIGH/PREP SCHOOL)
41	Sheldon Alexander	S	R-Jr.	6'1"	205	Gordonsville, Va. (Woodberry Forest)
67	Kyle Allison	OL	R-So.	6'2"	300	Burke, Va. (Lake Braddock)
26	Michael Alvarado	S	R-So.	6'0"	194	Gaithersburg, Md. (Gaithersburg)
16	R.J. Archer	QB	R-Jr.	6'2"	218	Earlysville, Va. (Albemarle)
5	Tyler Bailey	WR	Fr.	6'1"	181	Abingdon, Va. (Abingdon)
6	David Caldwell	S	Jr.	5'11"	213	Montclair, N.J. (Lawrenceville School)
7	Mike Callahan	QB	R-So.	5'11"	190	Mountville, Pa. (Hempfield)
88	Terreon Conyers	WR	R-So.	5'11"	174	Norfolk, Va. (Booker T. Washington)
35	Dante Cook	RB/LB	Fr.	5'11"	200	Fredericksburg, Va. (Stafford)
24	Ben Cottingham	CB	R-So.	5'9"	163	Abingdon, Md. (Edgewood)
37	Derek Cox	CB	R-Sr.	6'1"	186	Winterville, N.C. (J.H. Rose)
22	Derek Crosen	WR	Fr.	6'2"	180	Stephens City, Va. (Sherando)
54	Nicholas Dewispelaere	LB	R-So.	6'0"	232	Virginia Beach, Va. (Kellam)
81	Cameron Dohse	WR	R-So.	6'0"	177	Clifton, Va. (Centreville)
36	Nick Downey	WR	R-Fr.	5'10"	180	Lancaster, Pa. (Lancaster Catholic)
37	Kelly FitzGerald	WR	Fr.	5'10"	170	Springfield, Va. (Robert E. Lee)
46	Omar Francis	DB	Fr.	5'11"	205	Pennington, N.J. (Pennington School)
21	Evan Francks	LB	R-So.	5'11"	212	Medford, N.J. (Shawnee)
86	Alex Gottlieb	TE	Fr.	6'3"	230	Delray Beach, Fla. (American Heritage School)
79	Michael Grant	OL	R-Sr.	6'5"	296	Wrightstown, N.J. (Notre Dame)
34	Jonathan Grimes	RB	Fr.	5'10"	206	Palmyra, N.J. (Paul VI)
60	Robbie Gumbita	OL	Fr.	6'4"	285	Mount Pleasant, Pa. (Mount Pleasant)
95	C.J. Herbert	DL	R-Jr.	6'3"	264	Germantown, Md. (Northwest)
15	Chase Hill	WR	R-So.	6'2"	192	Virginia Beach, Va. (Princess Anne)
72	Keith Hill	OL	R-So.	6'4"	315	Hamilton Square, N.J. (Lawrenceville School)
83	Gareth Hissong	OL	R-So.	6'3"	252	Hanover, Pa. (Delone Catholic)
53	Luke Hiteshew	OL	R-Sr.	6'1"	304	Baltimore, Md. (Mount St. Joseph)
43	Jimmy Hobson	FB	R-So.	5'11"	226	Cincinnati, Ohio (St. Xavier)
8	DeBrihan Holmes	RB	R-Sr.	5'9"	198	Fort Eustis, Va. (Woodside)
14	Will Honbarrier	QB	R-Fr.	6'2"	190	Lynchburg, Va. (Jefferson Forest)
22	David Houff	S	R-Sr.	6'1"	199	Blacksburg, Va. (Blacksburg)
52	Marcus Hyde	DE	R-Fr.	6'3"	223	Manassas, Va. (Osborn)
85	Cory Jessee	TE	R-Fr.	6'3"	230	Warm Springs, Va. (Bath County)
91	Chris Johnson	DE	Fr.	6'3"	230	Virginia Beach, Va. (Tallwood)
42	Fred Johnson	DB	R-Jr.	6'1"	190	Richmond, Va. (St. Christopher's)
84	Blake Jones	K	Fr.	6'0"	190	Bedford, Ind. (Bedford North Lawrence)
44	Meltoya Jones	RB	Fr.	5'9"	195	Hampton, Va (Tabb)
12	Nolan Kearney	QB	Fr.	6'4"	225	Glenmoore, Pa. (Downtown West)
65	Christopher Kearns	OL	Fr.	6'5"	285	Midlothian, Va. (Midlothian)
82	Sean Kroeger	P	Fr.	6'2"	160	New Providence, N.J. (New Providence)
93	Sean Lissimore	DT	R-Jr.	6'4"	274	Dumont, N.J. (Dumont)
17	Robert Livingston	S	R-Jr.	6'3"	195	Hendersonville, N.C. (The Hun School)
2	Elliott Mack	WR	R-Sr.	6'0"	195	Irvington, N.J. (Delbarton)
19	D.J. Mangas	QB	R-Fr.	6'1"	184	Chantilly, Va. (Paul VI)
77	Jake Marcey	OL	R-Fr.	6'4"	308	Gainesville, Va. (Woodberry Forest)
25	Courtland Marriner	RB	R-So.	5'9"	177	Chesapeake, Va. (Western Branch)
49	Zachary Martin	DB	Fr.	5'10"	185	Clarksville, Md. (River Hill)
4	D.J. McAulay	WR	R-Jr.	5'11"	180	New Haven, Conn. (James Hillhouse)
62	Thomas McCutcheon	OL	R-Jr.	6'5"	325	Chesapeake, Va. (Deep Creek)
87	David Miller	K/P	R-So.	6'0"	180	Centreville, Va. (Westfield)
73	Tyler Miller	OL	R-So.	6'3"	300	Virginia Beach, Va. (Floyd Kellam)
10	Jabrel Mines	LB	Fr.	6'0"	192	Doswell, Va. (Caroline)
9	Ryan Moody	WR	Fr.	5'11"	170	Ashburn, Va. (Stone Bridge)
56	C.J. Muse	OL	R-Jr.	6'4"	315	Lexington, S.C. (Lexington)
29	James Neal	CB	R-Fr.	5'9"	185	Baltimore, Md. (Salisbury School, Mass.)
39	Donte Newbill	FB	R-Fr.	5'10"	217	Blackstone, Va. (Central Senior)
30	Matt Nickerson	RB	R-Jr.	5'9"	176	Fairfax Station, Va. (Woodson)
75	Eric O'Brien	C	R-Sr.	6'1"	270	Abbottstown, Pa. (Delone Catholic)
40	Kyle O'Brien	DE	R-So.	6'0"	246	Cockeysville, Md. (McDonogh)
31	Jake O'Connor	S	R-Fr.	6'0"	189	Richmond, Va. (Douglas S. Freeman)
68	James Pagliaro	DL	R-Fr.	6'3"	262	Schnecksville, Pa. (Parkland)
80	Brian Pate	PK/P	R-Jr.	5'9"	175	Fredericksburg, Va. (Massaponax)
11	Jake Phillips	QB	R-Sr.	6'3"	209	Warm Springs, Va. (Bath County)
5	Michael Pigram	LB	Sr.	5'10"	219	Hopewell, Va. (Hopewell)

Roster By Position

Quarterbacks (7)

16	Archer, R.J.	Jr.	6-2	218
7	Callahan, Mike	So.	5-11	190
14	Honbarrier, Will	RF	6-2	190
12	Kearney, Nolan	Fr.	6-4	225
19	Mangas, D.J.	RF	6-1	184
11	Phillips, Jake	Sr.	6-3	209
18	Schmand, Terrance	RF	6-3	213

Tailbacks (9)

35	Cook, Dante	Fr.	5-11	200
34	Grimes, Jonathan	Fr.	5-10	206
8	Holmes, DeBrihan	Sr.	5-9	198
44	Jones, Meltoya	Fr.	5-9	195
25	Marriner, Courtland	So.	5-9	177
30	Nickerson, Matt	Jr.	5-9	176
23	Riggins, Terrence	Soe.	6-1	234
33	Schonder, Thomas	So.	5-11	182
28	Woolfolk, Ryan	RF	5-11	192

Fullbacks (3)

43	Hobson, Jimmy	So.	5-11	226
39	Newbill, Donte	RF	5-10	217
45	Scott, Robert	RF	5-10	230

Tight Ends (4)

86	Gottlieb, Alex	Fr.	6-3	230
85	Jessee, Cory	RF	6-3	230
30	Topping, Andy	Fr.	6-2	230
98	Varno, Rob	Jr.	6-5	228

Wide Receivers (12)

5	Bailey, Tyler	Fr.	6-1	181
88	Conyers, Terreon	So.	5-11	174
22	Crosen, Derek	Fr.	6-2	180
81	Dohse, Cameron	So.	6-0	177
36	Downey, Nick	RF	5-10	180
37	FitzGerald, Kelly	Fr.	5-10	170
15	Hill, Chase	So.	6-2	192
2	Mack, Elliott	Sr.	6-0	195
4	McAulay, D.J.	Jr.	5-11	180
9	Moody, Ryan	Fr.	5-11	170
89	Robertson, Eric	Jr.	6-2	194
13	Thomas, C.J.	Fr.	6-2	210

Offensive Line (18)

67	Allison, Kyle	So.	6-2	300
79	Grant, Michael	Sr.	6-5	296
60	Gumbita, Robbie	Fr.	6-4	285
72	Hill, Keith	So.	6-4	315
83	Hissong, Gareth	So.	6-3	252
53	Hiteshew, Luke	Sr.	6-1	304
65	Kearns, Christopher	Fr.	6-5	285
77	Marcey, Jake	RF	6-4	308
62	McCutcheon, T.	Jr.	6-5	325
73	Miller, Tyler	So.	6-3	300
56	Muse, C.J.	Jr.	6-4	315
75	O'Brien, Eric	Sr.	6-1	270
76	Raxter, Josh	So.	6-6	270
64	Ryan, Daniel	RF	6-3	275
74	Salazar, Michael	RF	6-5	296
57	Schrift, Mike	RF	6-2	286
63	Sutton, Chris	RF	6-2	267
70	Warack, Adam	Fr.	6-3	295



Tribe Football Rosters

94	Ravi Pradhanang	DE	R-Fr.	6'3"	253	Paramus, N.J. (St. Peter's Prep)
55	T.J. Ptachick	LB	Fr.	6'2"	225	Williamsburg, Va. (Lafayette)
96	Daniel Pulley	DT	R-Jr.	6'3"	272	Chesapeake, Va. (Atlantic Shores Christian)
59	Andy Rampp	DE	R-Fr.	6'2"	246	Rockville, Md. (TS Wootton)
76	Joshua Raxter	OL	R-So.	6'6"	270	Marietta, Ga. (Pope)
50	Todd Reyher	LB	R-Sr.	6'0"	218	Williamsburg, Va. (Lafayette)
53	John Ribble	LB	Fr.	6'2"	220	Salem, Va. (Salem)
23	Terrence Riggins	RB	So.	6'1"	234	Newport News, Va. (Denbigh)
89	Eric Robertson	WR	R-Jr.	6'2"	194	Barboursville, Va. (Albemarle)
99	Harold Robertson	DT	R-Fr.	6'0"	290	Richmond, Va. (Hermitage)
44	Josh Rutter	LB	R-Sr.	6'3"	222	Union Bridge, Md. (Francis Scott Key)
64	Daniel Ryan	OL	R-Fr.	6'3"	275	Richmond, Va. (Douglas S. Freeman)
74	Michael Salazar	OL	Fr.	6'5"	296	Lawrenceville, N.J. (The Hun School)
18	Terrance Schmand	QB	R-Fr.	6'3"	213	Buffalo, N.Y. (St. Joseph's Collegiate)
33	Thomas Schonder	RB	R-So.	5'11"	182	Round Hill, Va. (Loudoun Valley)
57	Mike Schrift	OL	R-Fr.	6'2"	286	Reading, Pa. (Muhlenburg)
45	Robert Scott	FB	R-Fr.	5'10"	230	Norfolk, Va. (Norfolk Academy)
48	Wes Steinman	LB	R-So.	6'2"	226	Wilmington, N.C. (Hoggard)
92	Michael Stover	DT	So.	6'3"	253	Millersville, Pa. (Penn Manor)
63	Chris Sutton	OL	R-Fr.	6'2"	267	Warrenton, Va. (Fauquier)
13	C.J. Thomas	WR	Fr.	6'2"	210	Mount Airy, Md. (Linganore)
90	Josh Thompson	DL	Fr.	6'2"	295	Charlotte, N.C. (Charlotte Christian)
27	Brian Thompson	DB	Fr.	5'11"	185	Somerset, N.J. (Franklin)
66	Derek Toon	DL	R-So.	6'3"	278	Chester, Va. (Matoaca)
30	Andy Topping	TE	Fr.	6'2"	230	Chesapeake, Va. (Nansemond River)
97	Adrian Tracy	DL	R-Jr.	6'4"	244	Sterling, Va. (Potomac Falls)
32	Jake Trantin	LB	R-Fr.	6'1"	232	Seyern, Md. (Archbishop Spalding)
98	Rob Varno	TE	R-Jr.	6'5"	228	Wilmington, N.C. (Hoggard)
70	Adam Warack	OL	Fr.	6'3"	295	Chesapeake, Va. (Great Bridge)
69	Carl Watts	DL	R-So.	6'3"	258	Midlothian, Va. (James River)
3	B.W. Webb	DB	Fr.	5'11"	175	Newport News, Va. (Warwick)
38	Terrell Wells	CB	So.	5'10"	180	Louisa, Va. (Louisa County)
28	Ryan Woolfolk	RB	R-Fr.	5'11"	192	Atlanta, Ga. (Holy Innocents)
58	Richard Yount	DE	Fr.	6'3"	225	Springfield, Va. (Robert E. Lee)

Tribe Numerical Roster

No.	Name	Pos.	No.	Name	Pos.	No.	Name	Pos.
2	Elliott Mack	WR	32	Jake Trantin	LB	65	Christopher Kearns	OL
3	B.W. Webb	DB	33	Thomas Schonder	RB	66	Derek Toon	DL
4	D.J. McAulay	WR	34	Jonathan Grimes	RB	67	Kyle Allison	OL
5	Michael Pigram	LB	35	Dante Cook	RB/LB	68	James Pagliaro	DL
5	Tyler Bailey	WR	36	Nick Downey	WR	69	Carl Watts	DL
6	David Caldwell	S	37	Derek Cox	CB	70	Adam Warack	OL
7	Mike Callahan	QB	37	Kelly Fitzgerald	WR	72	Keith Hill	OL
8	DeBrian Holmes	RB	38	Terrell Wells	CB	73	Tyler Miller	OL
9	Ryan Moody	WR	39	Donte Newbill	FB	74	Michael Salazar	OL
10	Jabrel Mines	LB	40	Kyle O'Brien	DE	75	Eric O'Brien	C
11	Jake Phillips	QB	41	Sheldon Alexander	S	76	Joshua Raxter	OL
12	Nolan Kearney	QB	42	Fred Johnson	DB	77	Jake Marcey	OL
13	C.J. Thomas	WR	43	Jimmy Hobson	FB	79	Michael Grant	OL
14	Will Honbarrier	WR	44	Josh Rutter	LB	80	Brian Pate	PK/P
15	Chase Hill	WR	44	Meltoya Jones	RB	81	Cameron Dohse	WR
16	R.J. Archer	QB	45	Robert Scott	FB	82	Sean Kroeger	P
17	Robert Livingston	S	46	Omar Francis	DB	83	Gareth Hissong	OL
18	Terrance Schmand	QB	48	Wes Steinman	LB	84	Blake Jones	K
19	D.J. Mangas	QB	49	Zachary Martin	DB	85	Cory Jessee	TE
21	Evan Francks	LB	50	Todd Reyher	LB	86	Alex Gottlieb	TE
22	David Houff	S	52	Marcus Hyde	DE	87	David Miller	K/P
22	Derek Crosen	WR	53	Luke Hiteshew	OL	88	Terreon Conyers	WR
23	Terrence Riggins	RB	53	John Ribble	LB	89	Eric Robertson	WR
24	Ben Cottingham	CB	54	Nicholas Dewispelaere	LB	90	Josh Thompson	DL
25	Courtland Marriner	RB	55	T.J. Ptachick	LB	91	Chris Johnson	DE
26	Michael Alvarado	S	56	C.J. Muse	OL	92	Michael Stover	DT
27	Brian Thompson	DB	57	Mike Schrift	OL	93	Sean Lissemore	DT
28	Ryan Woolfolk	RB	58	Richard Yount	DE	94	Ravi Pradhanang	DE
29	James Neal	CB	59	Andy Rampp	DE	95	C.J. Herbert	DL
30	Matt Nickerson	RB	60	Robbie Gumbita	OL	96	Daniel Pulley	DT
30	Andy Topping	TE	62	Thomas McCutcheon	OL	97	Adrian Tracy	DL
31	Jake O'Connor	S	63	Chris Sutton	OL	98	Rob Varno	TE
			64	Daniel Ryan	OL	99	Harold Robertson	DT

Defensive Line (16)

95	Herbert, C.J.	Jr.	6-3	264
52	Hyde, Marcus	FR	6-3	220
91	Johnson, Chris	Fr.	6-3	230
93	Lissemore, Sean	Jr.	6-4	274
40	O'Brien, Kyle	So.	6-0	246
68	Pagliaro, James	RF	6-3	262
94	Pradhanang, Ravi	RF	6-3	253
96	Pulley, Daniel	Jr.	6-3	272
59	Rampp, Andy	FR	6-2	246
99	Robertson, Harold	RF	6-0	290
92	Stover, Michael	So.	6-3	253
90	Thompson, Josh	Fr.	6-2	295
66	Toon, Derek	So.	6-3	278
97	Tracy, Adrian	Jr.	6-4	244
69	Watts, Carl	So.	6-3	258
58	Yount, Richard	Fr.	6-3	225

Linebackers (12)

41	Alexander, Sheldon	Jr.	6-1	205
54	Dewispelaere, Nick	So.	6-0	232
21	Francks, Evan	So.	5-11	212
10	Mines, Jabrel	Fr.	6-0	192
5	Pigram, Michael	Jr.	5-10	219
55	Ptachick, T.J.	Fr.	6-2	225
50	Reyher, Todd	Sr.	6-0	218
53	Ribble, John	Fr.	6-2	220
34	Rojas, Chris	RF	5-11	200
44	Rutter, Josh	Sr.	6-3	222
48	Steinman, Wes	So.	6-2	226
32	Trantin, Jake	RF	6-1	232

Defensive Backs (14)

26	Alvarado, Michael	So.	6-0	194
6	Caldwell, David	Jr.	5-11	213
24	Cottingham, Ben	So.	5-9	163
37	Cox, Derek	Sr.	6-1	186
46	Francis, Omar	Fr.	5-11	205
22	Houff, David	Sr.	6-1	199
42	Johnson, Fred	Jr.	6-1	190
17	Livingston, Robert	Jr.	6-3	195
49	Martin, Zachary	Fr.	5-10	185
29	Neal, James	RF	5-9	185
31	O'Connor, Jake	RF	6-0	189
27	Thompson, Brian	Fr.	5-11	185
3	Webb, B.W.	Fr.	5-11	175
38	Wells, Terrell	So.	5-10	180

Specialists (4)

84	Jones, Blake	Fr.	6-0	190
82	Kroeger, Sean	Fr.	6-2	160
87	Miller, David	So.	6-0	180
80	Pate, Brian	Jr.	5-9	175

Start Chart/Red Zone



2008 Game-By-Game Starters

	N.C. State	VMI	Norfolk St.	Villanova	N. Hamp.	Delaware	R. Island	Towson	N'Eastern	JMU	Richmond
QB	Phillips										
TB	Riggins										
FB	Hill*										
WR	Mack										
WR	McAulay										
TE	Varno										
LT	Marcey										
LG	Grant										
C	Hiteshew										
RG	Muse										
RT	Hill										
<hr/>											
DE	Tracy										
DE	Lissemore										
DT	Robertson										
DT	Herbert										
OLB	Pigram										
ILB	Rutter										
OLB	Trantin										
SS	Caldwell										
FS	Alvarado										
CB	Cox										
CB	Cottingham										

*W&M started with three wide receivers and no fullback.

Tribe in the Red Zone

William and Mary Offense In the Red Zone

Opponent	WM In Red Zone	WM TDs	WM FGs	WM FG Missed	WM No Score	RZ Score %
N.C. State	0	0	0	0	1	0.0
VMI						
Norfolk St.						
Villanova						
N. Hampshire						
Delaware						
R. Island						
Towson						
N'Eastern						
James Madison						
Richmond						
TOTALS	0	0	0	0	1	0.0

Opponents in the Red Zone

Opponent	Opp. in RZ	Opp. TDs	Opp. FGs	Opp. FG Missed	Opp. No Score	Opp. Score %
N.C. State	4	3	1	0	0	100.0
VMI						
Norfolk State						
Villanova						
N. Hampshire						
Delaware						
R. Island						
Towson						
N'Eastern						
James Madison						
Richmond						
TOTALS	4	3	1	0	0	100.0



Tribe Single-Game Highs

Individual Single-Game Highs

Pass Attempts:	30, J. Phillips at N.C. State, 9/6
Pass Completions:	15, J. Phillips at N.C. State, 9/6
Passing Yards:	139, J. Phillips at N.C. State, 9/6
Passing TDs:	1, J. Phillips & R.J. Archer at N.C. State, 9/6
Rushing Attempts:	12, T. Riggins at N.C. State, 9/6
Rushing Yards:	51, T. Riggins at N.C. State, 9/6
Rushing TDs:	0
Receptions:	6, D.J. McAulay at N.C. State, 9/6
Receiving Yards:	99, D.J. McAulay at N.C. State, 9/6
Receiving TDs:	2, D.J. McAulay at N.C. State, 9/6
Total Offensive Yards:	145, J. Phillips at N.C. State, 9/6
All-Purpose Yards:	99, D.J. McAulay at N.C. State, 9/6
Total Points:	12, D.J. McAulay at N.C. State, 9/6
Points Kicking:	6, B. Pate at N.C. State, 9/6
Points Rushing:	0
Points Receiving:	12, D.J. McAulay
Field Goals Made:	1, B. Pate at N.C. State, 9/6
Field Goals Attempted:	1, B. Pate at N.C. State, 9/6
PATs Attempted:	3, B. Pate at N.C. State, 9/6
PATs Made:	3, B. Pate at N.C. State, 9/6
Punts:	9, D. Miller at N.C. State, 9/6
Punting Yards:	408, D. Miller at Virginia Tech, 9/22
Punting Average:	45.3, D. Miller at N.C. State, 9/6
Punt Returns:	3, D. Cox at N.C. State, 9/6
Punt Return Yards:	0
Kickoff Returns:	3, D. Caldwell at N.C. State, 9/6
Kickoff Return Yards:	59, D. Caldwell at N.C. State, 9/6
Kickoff Return Avg:	19.7, D. Caldwell vs. Towson, 9/29
Interceptions:	1, D. Cox and D. Houff at N.C. State, 9/6
Interception Yards:	45, D. Cox at N.C. State, 9/6
Tackles:	8, A. Tracy & J. Rutter at N.C. State, 9/6
Solo Tackles:	7, A. Tracy at N.C. State, 9/6
Tackles for loss:	1.5, C.J. Herbert at N.C. State, 9/6
Sacks:	1.0, A. Tracy & D. Caldwell at N.C. State, 9/6
Pass Breakups:	1, six players at N.C. State, 9/6

Team Single-Game Highs

Pass Attempts:	37, at N.C. State, 9/6
Pass Completions:	19, at N.C. State, 9/6
Passing Yards:	188, at N.C. State, 9/6
Passing TDs:	2, at N.C. State, 9/6
Yards Per Completion:	9.9, at N.C. State, 9/6
Rushing Attempts:	33, at N.C. State, 9/6
Rushing Yards:	115, at N.C. State, 9/6
Rushing TDs:	0
Yards Per Rush:	3.5, at N.C. State, 9/6
Total Yards:	303, at N.C. State, 9/6
Points Scored:	24, at N.C. State, 9/6
TDs Scored:	3, at N.C. State, 9/6
Total Plays:	70, at N.C. State, 9/6
Field Goals Made:	1, at N.C. State, 9/6
Field Goals Attempted:	1, at N.C. State, 9/6
PATs Attempted:	3, at N.C. State, 9/6
PATs Made:	3, at N.C. State, 9/6
Punts:	9, at N.C. State, 9/6
Punting Yards:	408, at N.C. State, 9/6
Punting Average:	45.3, at N.C. State, 9/6
Punt Returns:	4, at N.C. State, 9/6
Punt Return Yards:	0
Kickoff Returns:	6, at N.C. State, 9/6
Kickoff Return Yards:	118, at N.C. State, 9/6
Kickoff Return Average:	19.7, at N.C. State, 9/6
Interceptions:	2, at N.C. State, 9/6
Interception Yards:	73, at N.C. State, 9/6
Forced Fumbles:	0
Fumble Return Yards:	0
Turnovers Gained:	2, at N.C. State, 9/6
Turnovers Lost:	4, at N.C. State, 9/6
Sacks:	2, at N.C. State, 9/6
Sacks Allowed:	3, at N.C. State, 9/6
First Downs:	16, at N.C. State, 9/6
Third Down Conv. %:	29.4 (5-17), at N.C. State, 9/6
Fourth Down Conversion %:	N/A
Penalties:	3, at N.C. State, 9/6
Penalty Yards:	15, at N.C. State, 9/6
Possession Time:	29:56, at N.C. State, 9/6

2008 Game-By-Game Individual Highs

Opponent	Pass Att.	Pass Yards	Rushes	Rush. Yds	Receptions	Rec. Yds.	Tackles	TFLs	Sacks
N.C. State	30, Phillips	139, Phillips	12, Riggins	52, Riggins	6, McAulay	99, McAulay	8, Tracy/Rutter	1.5, Herbert	1, Tracy/Caldwell
VMI									
Norfolk St.									
Villanova									
N. Hamp.									
Delaware									
R. Island									
Towson									
N'Eastern									
JMU									
Richmond									

Opponent Highs / Long Plays



2008 Opponent Individual Single-Game Highs

Pass Attempts:	25, H. Beck at N.C. State, 9/6
Pass Completions:	17, H. Beck at N.C. State, 9/6
Passing Yards:	246, H. Beck at N.C. State, 9/6
Passing TDs:	2, H. Beck at N.C. State, 9/6
Rushing Attempts:	17, A. Brown at N.C. State, 9/6
Rushing Yards:	54, A. Brown at N.C. State, 9/6
Rushing TDs:	1, A. Brown & C. Underwood at N.C. State, 9/6
Receptions:	5, O. Spencer & G. Bryan at N.C. State, 9/6
Receiving Yards:	82, O. Spencer at N.C. State, 9/6
Receiving TDs:	1, G. Bryan & J. Williams at N.C. State, 9/6
Total Offensive Yards:	246, H. Beck at N.C. State, 9/6
All Purpose Yards:	137, T. Graham at N.C. State, 9/6
Total Points:	10, J. Czajkowski at N.C. State, 9/6
Points Kicking:	10, J. Czajkowski at N.C. State, 9/6
Points Rushing:	6, A. Brown & C. Underwood at N.C. State, 9/6
Points Receiving:	6, G. Bryan & J. Williams at N.C. State, 9/6
Field Goals Made:	2, J. Czajkowski at N.C. State, 9/6
Field Goals Attempted:	2, J. Czajkowski at N.C. State, 9/6
PATs Attempted:	4, J. Czajkowski at N.C. State, 9/6
PATs Made:	4, J. Czajkowski at N.C. State, 9/6
Punts:	9, B. Pierson at N.C. State, 9/6
Punting Yards:	369, B. Pierson at N.C. State, 9/6
Punting Average:	41.0, B. Pierson at N.C. State, 9/6
Punt Returns:	3, G. James at N.C. State, 9/6
Punt Return Yards:	41, G. James at N.C. State, 9/6
Kickoff Returns:	3, T. Graham at N.C. State, 9/6
Kickoff Return Yards:	35, T. Graham at N.C. State, 9/6
Kickoff Return Average:	11.7, T. Graham at N.C. State, 9/6
Interceptions:	1, N. Irving & J. Gray at N.C. State, 9/6
Interception Yards:	13, N. Irving at N.C. State, 9/6
Tackles:	13, N. Irving at N.C. State, 9/6
Solo Tackles:	5, R. Leonard at N.C. State, 9/6
Tackles for loss:	1.5, N. Irving & M. Kuhn at N.C. State, 9/6
Sacks:	1.0, M. Kuhn and K. Willis, Jr., at N.C. State, 9/6
Pass Breakups:	1, A. Cash & J. Byers at N.C. State, 9/6

2008 Opponent Team Single-Game Highs

Pass Attempts:	36, at N.C. State, 9/6
Pass Completions:	21, at N.C. State, 9/6
Passing Yards:	258, at N.C. State, 9/6
Passing TDs:	2, at N.C. State, 9/6
Yards Per Completion:	12.3, at N.C. State, 9/6
Rushing Attempts:	30, at N.C. State, 9/6
Rushing Yards:	67, at N.C. State, 9/6
Rushing TDs:	2, at N.C. State, 9/6
Yards Per Rush:	2.2, at N.C. State, 9/6
Total Yards:	325, at N.C. State, 9/6
Points Scored:	34, at N.C. State, 9/6
Touchdowns Scored:	4, at N.C. State, 9/6
Total Plays:	66, at N.C. State, 9/6
Field Goals Made:	2, at N.C. State, 9/6
Field Goals Attempted:	2, at N.C. State, 9/6
PATs Attempted:	4, at N.C. State, 9/6
PATs Made:	4, at N.C. State, 9/6
Punts:	9, at N.C. State, 9/6
Punting Yards:	369, at N.C. State, 9/6
Punting Average:	41.0, at N.C. State, 9/6
Punt Returns:	5, at N.C. State, 9/6
Punt Return Yards:	65, at N.C. State, 9/6
Kickoff Returns:	3, at N.C. State, 9/6
Kickoff Return Yards:	35, at N.C. State, 9/6
Kickoff Return Average:	11.7, at N.C. State, 9/6
Interceptions:	2, at N.C. State, 9/6
Interception Yards:	3, at N.C. State, 9/6
Forced Fumbles:	2, at N.C. State, 9/6
Fumble Return Yards:	13, at N.C. State, 9/6
Turnovers Gained:	4, at N.C. State, 9/6
Turnovers Lost:	4, at N.C. State, 9/6
Sacks:	3, at N.C. State, 9/6
Sacks Allowed:	2, at N.C. State, 9/6
First Downs:	11, at N.C. State, 9/6
Third Down Conversion %:	12.5, at N.C. State (2-16), 9/6
Fourth Down Conversion %:	100.0, N.C. State (2-2), 9/6
Penalties:	7, at N.C. State, 9/6
Penalty Yards:	58, at N.C. State, 9/6
Possession Time:	30:04, at N.C. State, 9/6

2008 Tribe Longest Plays of the Season

Rush:	13, T. Riggins at N.C. State, 9/6
Rushing TD:	0
Pass:	30, J. Phillips at N.C. State, 9/6
Passing TD:	30, J. Phillips to D.J. McAulay at N.C. State, 9/6
Punt Return:	1, D. Cox at N.C. State, 9/6
Kickoff Ret:	26, T. Wells at N.C. State, 9/6
INT Return:	45, D. Cox at N.C. State, 9/6
Fumble Return:	0
Punt:	58, D. Miller at N.C. State, 9/6
Field Goal:	43, B. Pate at N.C. State, 9/6
Drive:	77 yards, 11 plays, 2:54, TD, (N.C. State), 9/6

2008 Opponent Longest Plays of the Season

Rush:	16, A. Brown (NCSU), 9/6
Rushing TD:	10, C. Underwood (NCSU), 9/6
Pass:	47, H. Beck (NCSU), 9/6
Passing TD:	22, H. Beck to J. Williams (NCSU), 9/6
Punt Return:	18, G. James (NCSU), 9/6
Kickoff Return:	16, T. Graham (NCSU), 9/6
INT Return:	2, J. Gray (NCSU), 9/6
Fumble Return:	13, N. Irving (NCSU), 9/6
Punt:	55, B. Pierson (NCSU), 9/6
Field Goal:	39, J. Czajkowski (NCSU), 9/6
Drive:	77 yards, 6 plays, 2:37, TD, (NCSU), 9/6



Top Offensive Performances

Tribe's Top Offensive Performances

Top Passing Performances

- | | | | |
|----|-----|-----------------------------|---------|
| 1. | 139 | Jake Phillips at N.C. State | Sept. 6 |
| 2. | 49 | R.J. Archer at N.C. State | Sept. 6 |

Top Rushing Performances

- | | | | |
|----|----|--------------------------------|---------|
| 1. | 51 | Terrence Riggins at N.C. State | Sept. 6 |
| 2. | 30 | Jonathan Grimes at N.C. State | Sept. 6 |
| 3. | 26 | R.J. Archer at N.C. State | Sept. 6 |

Top Receiving Performances

- | | | | |
|----|----|----------------------------|---------|
| 1. | 99 | D.J. McAulay at N.C. State | Sept. 6 |
| 2. | 45 | Chase Hill at N.C. State | Sept. 6 |
| 3. | 31 | Rob Varno at N.C. State | Sept. 6 |

Tribe's All-Time Top Offensive Performances

Top Passing Performances

- 433, Jake Phillips vs. Delaware, 8/30/07
- 426, Dave Corley vs. Northeastern, 10/28/00
- 409, Mike Potts at Towson, 11/4/06
- 406, Stan Yagiello vs. JMU, 9/28/85
- 401, David Murphy at Marshall, 11/5/83
- 399, Chris Garrity at ECU, 11/14/81
- 385, Greg DeGennaro at Bucknell, 9/20/86
- 383, Kenny Lambiotte vs. Colgate, 9/6/86
- 381, Mike Cook at N. Iowa, 12/7/96*
- 378, Lang Campbell vs. Northeastern, 10/2/04
- 373, Mike Cook vs. UNH, 10/24/98
- 368, Lang Campbell at Liberty, 10/9/04
- 360, Dave Murphy vs. Rutgers, 10/22/83
- 355, Lang Campbell at Delaware, 10/23/04
- 352, Mike Cook at Ga. Southern, 9/6/97
- 346, Dave Corley vs. VMI, 9/14/02
- 345, Chris Hakel vs. Delaware, 9/14/91
- 345, Stan Yagiello vs. Norfolk St., 9/14/85
- 342, Jake Phillips at Richmond, 11/16/07

*NCAA Playoff Game

Top Rushing Performances

- 257, Phil Mosser at Ohio Wes., 10/3/70
- 219, Derek Fitzgerald vs. Penn., 10/14/95
- 201, Alvin Porch at UConn., 10/18/97
- 198, Jon Smith at UNH, 10/19/02
- 189, Derek Fitzgerald at NU, 9/16/95
- 189, Derek Fitzgerald vs. Villanova, 10/23/93
- 186, Alvin Porch vs. Boston, 9/27/97
- 183, Alvin Porch vs. Delaware, 11/2/96
- 181, Robert Green at Navy, 9/21/91
- 180, Robert Green at Citadel, 9/8/90
- 177, Tyrone Shelton vs. ETSU, 11/4/89
- 177, Hameen Ali vs. Delaware, 10/10/98
- 173, Alvin Porch vs. Richmond, 11/15/97
- 172, Bill Bowman vs. WFU, 9/19/53
- 171, Jim Kruijs vs. Navy, 10/16/76
- 170, Troy Keen at Furman, 9/17/94
- 165, Elijah Brooks at Towson, 11/4/06
- 165, Robert Green vs. VMI, 10/13/90
- 164, Tyrone Shelton at Furman, 11/3/90
- 164, Keith Fimian vs. Virginia, 9/18/76
- 153, Jim Kruijs vs. The Citadel, 11/13/76
- 152, Jim Kruijs vs. VMI, 11/5/75
- 151, Jim Kruijs vs. VMI, 9/11/76
- 142, Lang Campbell vs. Delaware, 12/4/04*

*NCAA Playoff Game

Top Receiving Performances

- 244, Dominique Thompson at Delaware, 10/23/04
- 240, David Conklin at VMI, 9/13/97
- 226, Mike Sutton at Marshall, 11/5/83
- 221, Dominique Thompson at LU, 10/9/04
- 211, Kurt Wrigley vs. Richmond, 11/21/81
- 201, Elliott Mack at Richmond, 11/16/07
- 198, Ron Gilliam vs. JMU, 9/28/85
- 195, Chris Rosier at UConn., 10/18/97
- 194, Rich Musinski vs. Delaware, 9/28/02
- 191, Rich Musinski at URI, 10/25/03
- 185, Dominique Thompson vs. UD, 12/4/04*
- 184, Chris Rosier at URI, 10/7/00
- 183, Glenn Bodnar at Colgate, 11/10/84
- 182, Dave Szydluk vs. JMU, 9/28/85
- 168, Chris Rosier at JMU, 10/28/00
- 164, Rich Musinski vs. UNH, 9/29/01
- 162, D.J. McAulay vs. Delaware, 8/30/07
- 162, Dave Conklin vs. UConn., 11/14/98
- 161, Rich Musinski at UMass, 9/1/01
- 158, Harry Mehre vs. Lehigh, 9/17/88

*NCAA Playoff Game

Scoring Drives Chart



William and Mary 2008 Scoring Drives

Opponent	Obtained	Plays	Yards	TOP	Result	Quarter	Play
N.C. State	Kickoff	8	36	3:07	FG	Third	Pate 43-yard field goal
N.C. State	Kickoff	6	71	2:04	TD	Third	McAulay 30-yard pass from Phillips
N.C. State	Interception	0	0	0:00	TD	Fourth	Cox 45-yard interception return
N.C. State	Punt	11	77	2:54	TD	Fourth	McAulay 25-yard pass from Archer



The Last Time It Happened

Team

Shut out an opponent	56-0, vs. Liberty, 9/24/05
Was shut out	0-14, at Delaware, 11/1/97
Consecutive shutouts	at Northeastern (32-0), at New Hampshire (39-0), 1995
Scored 60-69 points	63-16 at VMI, 9/8/07
Scored 50-59 points	55-0, vs. Liberty, 9/24/05
Consecutive 50+ games	at Northeastern (53), vs. Villanova (51), 1993
Consecutive 40+ games	at VMI (63) 9/8/07, vs. Liberty (48) 9/15/07
Passed for 400+ yards	433, vs. Delaware, 8/30/07
Allowed 400+ passing yards	489, at Western Michigan, 9/5/03
Passed for 300+ yards	342, at Richmond, 11/16/07
Allowed 300+ passing yards	367, at Towson, 11/4/06
Rushed for 400+ yards	433, vs. Villanova, 10/23/99
Allowed 400+ yards rushing	509, vs. Furman, 9/18/99
Rushed for 300+ yards	335, vs. Liberty, 9/24/05
Rushed/Passed for 200+ yards	at VMI (249 rush, 275 pass), 9/8/07
Had 600+ yds of total offense	630, at Towson, 11/4/06
Allowed 600+ yards of total off.	638, at Western Michigan, 9/6/03
Had 500-599 yds of total offense	524, vs. Liberty, 9/15/07
Allowed 500-599 yards total off	505, at Villanova, 10/6/07
Gained less than 100 yards total offense	None post 1981
Held opponent under 100 yards total offense	82, at Bucknell, 9/21/96
Gained less than 50 rush yards	5, at Virginia Tech, 9/22/07
Held opponent under 50 rush yards	-6, vs. Liberty, 9/24/05
Gained less than 50 pass yards	30, vs. Boston, 9/19/92
Held opponent under 50 pass yards	22, at VMI, 9/8/07
Intercepted five passes	5, vs. Pennsylvania, 10/14/95
Had five passes intercepted	5, vs. Boston, 10/14/89
Scored a defensive touchdown	at N.C. State (Interception return), 9/6/08
Allowed a defensive touchdown	at Virginia Tech (Punt return), 9/22/07
Scored a special teams touchdown	vs. New Hampshire (Kickoff return), 10/8/05
Allowed a special teams touchdown	at Richmond (Blocked punt return), 11/16/07
Scored defensive and special teams touchdowns	at Richmond, 11/21/03
Recorded a safety	vs. Villanova, 11/6/04
Surrendered a safety	vs. Delaware, 11/12/05
Won in overtime	(2 OT) 48-41, vs. Liberty, 9/15/07
Lost in overtime	31-34, at James Madison, 11/16/02
Tied an opponent	31-31, at Princeton, 9/23/89

Individual

Passed for 400+ yds	433, J. Phillips, vs. Delaware, 8/30/07
Opponent passed for 400+ yards	450, C. Munson at Western Michigan, 9/6/03
Passed for 300+ yards	342, J. Phillips, at Richmond, 11/16/07
Opponent passed for 300+ yards	367, S. Schaefer, at Towson, 11/4/06
Passed for 200+ yards	342, J. Phillips, at Richmond, 11/16/07
Opponent passed for 200+ yards	218, L. Coen (UMass), 10/27/07
Passed for 6 touchdowns	S. Knight, vs. Maine, 11/6/93
Opponent passed for 6 touchdowns	C. Munson, at Western Michigan, 9/6/03
Passed for 4+ touchdowns	4, J. Phillips, at Northeastern, 10/15/05
Opponent passed for 4+ touchdowns	4, A. Young, at Villanova, 10/6/07
Completed 30+ attempts	30, L. Campbell, vs. James Madison, 12/10/04
Opponent completed 30+ attempts	33, S. Schaefer, at Towson, 11/4/06
QB pass/rush for 100 yards	D. Corley (247 pass, 107 rush), at Villanova, 11/11/00
Opponent QB pass/rush for 100 yards	J. Eaton (128 pass, 106 rush), at Maine, 9/7/02

QB had 2 pass / 2 rush TDs	L. Campbell (2 pass, 2 rush), at North Carolina, 9/4/04
Opponent QB had 2 pass / 2 rush TDs	B. Savage (2 pass, 3 rush), at Hofstra, 11/3/07
Rushed for 200+ yards	201, A. Porch, at Connecticut, 10/18/97
Had an opponent rush for 200+ yards	244, O. Cuff, vs. Delaware, 8/30/07
Rushed for 100+ yards	107, C. Marriner, at VMI, 9/8/07
Had an opponent rush for 100+ yards	132, Josh Vaughan, at Richmond, 11/16/07
Two players rush for 100 yards	T. Keen (158), D. Fitzgerald (140), vs. URI, 10/7/95
Two opponents rush for 100 yards	R. Landers (171), G. Yancey (132), vs. JMU, 11/10/07
Two players with 100 receiving yds	C. Dohse (117), E. Mack (105), at Villanova, 10/6/07
Two opponents with 100 receiving yards	D. Boler (155) and J. Long (108), at UD, 10/23/04
Had 200+ yards receiving	201, E. Mack, at Richmond, 11/16/07
Opponent had 200+ yards receiving	206, C. Adams, vs. Hofstra, 10/6/01
Had 100+ yards receiving	201, E. Mack, at Richmond, 11/16/07
Opponent had 100+ yards receiving	105, M. Sherry, at Villanova, 10/6/07
Had 30+ carries	30, E. Brooks, vs. Villanova, 10/28/06
Opponent had 30+ carries	34, M. Lawrence, vs. UMass, 10/27/07
Rushed for 4 touchdowns	4, E. Brooks, vs. New Hampshire, 10/8/05
Opponent rushed for 4 touchdowns	6, O. Cuff, vs. Delaware, 8/30/07
Rushed for 3 touchdowns	3, D. Holmes, at VMI, 9/8/07
Opponent rushed for 3 touchdowns	3, G. Yancey, vs. James Madison, 11/10/07
Had 10+ receptions	10, E. Mack, at Richmond, 11/16/07
Opponent had 10+ receptions	11, D. Arnold, at Towson, 11/4/06
Had 3+ touchdown receptions	4, D. Thompson, at Delaware, 10/23/04
Opponent had 3+ touchdown receptions	3, T. Hinshaw, at Central Florida, 9/23/00
Had TD Rushing/TD Receiving	E. Brooks (3 rush, 1 receiving), vs. Liberty, 9/24/05
Opponent had TD Rushing/TD Receiving	B. Ore (1 rush, 1 receiving), at Virginia Tech, 9/22/07
Returned a kickoff for TD	S. Cason, 92 yards, vs. New Hampshire, 10/8/05
Had a kickoff returned for TD	J. Mathis, 93 yards, vs. Hampton, 11/27/04
Returned a punt for TD	M. Bobo, 69 yards, at Richmond, 11/21/03
Had a punt returned for TD	E. Royal, 60 yards, at Virginia Tech, 9/22/07
Returned a blocked punt for TD	S. McDermott, 12 yards, at Rhode Island, 9/7/96
Had a blocked punt returned for TD	P. Weldon, 5 yards, at Richmond, 11/16/07
Blocked a field goal	T. McLaurin, 35 att., at Liberty, 10/14/06
Had a field goal blocked	B. Pritchard, 37-yards, vs. Richmond, 11/18/06
Blocked a punt	B. Burrow, vs. Delaware, 11/12/05
Had a punt blocked	D. Miller, at Richmond, 11/16/07
Returned a fumble for TD	M. Pigram, 42 yards, vs. UMass, 10/27/07
Had a fumble returned for TD	J. Couch, 70 yards, vs. Marshall, 9/1/05
Had 2+ interceptions	2, B. Cottingham, at Richmond, 11/16/07
Opponent had 2+ interceptions	2, P. Sturdivant, at Virginia Tech, 9/22/07
Returned an INT for TD	D. Cox (45 yards), at N.C. State, 9/6/08
Had an INT returned for TD	B. Flowers, 49 yards, at Virginia Tech, 9/22/07
Made 4 Field Goals	B. Sterba, vs. Northeastern, 10/28/01
Opponent made 4 Field Goals	M. Husted, at Virginia, 10/24/92
Made 3 Field Goals	B. Pritchard, at Towson, 11/4/06
Opponent made 3 Field Goals	J. Dunlevy, at Virginia Tech, 9/22/07
Kicked a 50+ yard Field Goal	50, G. Kuehn, at Rhode Island, 9/17/05
Opponent kicked a 50+ yard Field Goal	51, C. McCormack, vs. New Hampshire, 10/15/03
2-point run	L. Campbell, vs. James Madison, 12/10/04
Opponent 2-point run	C. Cross, vs. Villanova, 11/27/01
2-point reception	J. Nicholas, vs. Northeastern, 10/2/04
Opponent 2-point reception	R. Jennings, vs. Liberty, 9/15/07

Single-Game Records



Individual Records

Scoring

Most Points

36, Bill Palese vs. Bridgewater, 1931

Most Touchdowns

6, Bill Palese vs. Bridgewater, 1931

Most PATs

9, B. Pate at VMI, 2007

8, Greg Kuehn vs. Liberty, 2005

8, Greg Kuehn vs. VMI, 2002

8, Terry Regan vs. Davidson, 1972

Most Field Goals

4, Chris Dawson vs. Lehigh, 1992

4, Brian Shallcross vs. VU, 1995

4, Brett Sterba vs. Northeastern, 2000

Total Offense

Most Yards

462, Jake Phillips vs. Delaware, 2007

454, David Corley vs. Northeastern, 2000

Rushing

Rush Attempts

37, Wes Meeteer vs. Davidson, 1969

37, Troy Keen vs. Northeastern, 1994

37, Derek Fitzgerald vs. Penn, 1995

Rushing Yards

257, Phil Mosser vs. Ohio Wesl., 1970

Passing

Pass Attempts

53, Lang Campbell vs. UD, 2004

52, Mike Cook vs. UNH, 1998

Completions

35, Dave Murphy vs. Rutgers, 1983

Passing Yards

433, Jake Phillips vs. Delaware, 2007

426, David Corley vs. Northeastern, 2000

Touchdown Passes

6, Shawn Knight vs. Maine, 1993

Receiving

Receptions

13, Rich Musinski vs. URI, 2003

13, Glen Bodnar vs. Colgate, 1984

Receiving Yards

244, Dominique Thompson at UD, 2004

240, Dave Conklin vs. VMI, 1997

TD Receptions

4, Dominique Thompson at UD, 2004

4, Vito Ragazzo vs. WFU, 1949

4, Corey Ludwig vs. Maine, 1993

Sacks

3.5, Luke Cullinane vs. VU, 1996

Interceptions

4, Jack Bruce vs. Richmond, 1947

Individual Long Plays

Rush from scrimmage

95 yds, John Truehart vs. Elon, 1934

Pass Completion

87 yds, Lang Campbell to Dominique Thompson at Delaware, 2004

87 yds, Dan Henning to Tom Scott vs. Navy, 1961

Punt

77 yds, Russell Brown, 1972

77 yds, Joe Agee, 1975

77 yds, Jack Freeman, 1942

Punt Return

101 yds, Dale Worrall vs. Bridgewater, 1932

Kickoff Return

100 yds, Dick Pawlewicz vs. UVA, 1974

Run With Fumble

91 yds, Meb Davis vs. Columbia, 1926

Run with Interception

93 yds, Marvin Graham vs. Virginia Tech, 1946

Field Goal

53 yds, Steve Christie vs. ETSU, 1987

53 yds, Steve Christie vs. UVA, 1988

53 yds, Brett Sterba vs. Delaware, 2000

Team Records

Most Points Scored

95, vs. Bridgewater, 1931

Most Points Allowed

93, by Delaware, 1915

Most Yards Gained

681, vs. Richmond, 1991

Most Plays

100, vs. Virginia Tech, 1971

Rushing Yards

453, vs. Ohio Wesleyan, 1970

433, vs. Villanova, 1993

419, vs. Delaware, 1973

417, vs. Richmond, 1974

413, vs. VMI, 1993

Pass Attempts

55, vs. Virginia Tech, 1971

Pass Completions

35, vs. Rutgers, 1983

Passing Yards

498, vs. VMI, 1997

433, vs. Delaware, 2007

426, vs. Northeastern, 2000

414, vs. Miami (Ohio), 1982

412, vs. JMU, 1985

403, vs. East Carolina, 1981

First Downs

36, vs. VMI, 1991

36, vs. VMI, 1993

35, vs. Liberty, 2005

Most Interceptions

6, vs. Wake Forest, 1947

Best Defense Against the Run

-39 yds, vs. Colgate, 1988

-39 yds, vs. Villanova, 1996

-11 yds, Quantico, 1967

-6 yds, vs. Liberty, 2005

-6 yds, vs. Villanova, 1993

Best Defense Against the Pass

9 yds, vs. UMass, 1995

9 yds, vs. East Carolina, 1980

9 yds, vs. Appalachian State, 1976

10 yds, vs. Furman, 1999

11 yds, vs. VMI, 1993

Active players in bold.



Offensive Individual Career Game Highs

Quarterbacks

Jake Phillips, Sr.

Passing

Att. 43 ... (2) last at Richmond, 2007
 Cmp. 25 ... vs. Delaware, 2007
 Cmp. % 90.0 ... at Northeastern, 2005
 Yards 433 ... vs. Delaware, 2007
 Long 73 ... at Villanova, 2007
 TDs 4 ... at Northeastern, 2005
 INTs 3 ... at Virginia Tech, 2007
 Sacked 7 ... at Richmond, 2007

Rushing

Att. 15 ... vs. James Madison, 2005
 Yards 57 ... vs. James Madison, 2005
 TDs 2 ... (2) last vs. Delaware, 2005
 Long 30 ... at Richmond, 2007

R. J. Archer, Jr.

Passing

Att. 7 ... at N.C. State, 2008
 Cmp. 4 ... at N.C. State, 2008
 Cmp. % N/A ... N/A
 Yards 49 ... at N.C. State, 2008
 Long 25 ... at N.C. State, 2008
 TDs 1 ... at N.C. State, 2008
 INTs 0 ... at N.C. State, 2008
 Sacked 0 ... at N.C. State, 2008

Rushing

Att. 3 ... at N.C. State, 2008
 Yards 26 ... at N.C. State, 2008
 TDs 0 ... at N.C. State, 2008
 Long 11 ... at N.C. State, 2008

Completion % - (Minimum 10 attempts)

Running Backs

DeBrian Holmes, Sr.

Rushing

Att. 23 ... vs. Liberty, 2007
 Yards 96 ... vs. Liberty, 2007
 TDs 3 ... at VMI, 2007
 Long 27 ... vs. New Hampshire, 2005

Receiving

Rec. 7 ... vs. Delaware, 2005
 Yards 52 ... vs. Delaware, 2005
 TDs 1 ... at VMI, 2005
 Long 24 ... at Towson, 2006

Courtland Marriner, So.

Rushing

Att. 21 ... vs. UMass, 2007
 Yards 107 ... at VMI, 2007
 TDs 1 ... at VMI, 2007
 Long 25 ... (2) last at Richmond, 2007

Receiving

Rec. 2 ... (3) last vs. JMU, 2007
 Yards 19 ... at Hofstra, 2007
 TD 1 ... (2) last vs. JMU, 2007
 Long 23 ... vs. JMU, 2007

Thomas Schonder, So.

Rushing

Att. 9 ... at Virginia Tech, 2007
 Yards 45 ... at VMI, 2007
 TDs 1 ... at VMI, 2007
 Long 29 ... at Virginia Tech, 2007

Receiving

Rec. 1 ... (2) last vs. Towson, 2007
 Yards 12 ... vs. Towson, 2007
 TDs 0
 Long 12 ... vs. Towson, 2007

Terrence Riggins, So.

Rushing

Att. 12 ... at N.C. State, 2008
 Yards 51 ... at N.C. State, 2008
 TDs 1 ... (2) last vs. JMU, 2007
 Long 21 ... vs. JMU, 2007

Receiving

Rec. 2 ... vs. JMU, 2007
 Yards 8 ... vs. JMU, 2007
 TDs 0
 Long 5 ... twice, last at N.C. State, 2008

Jonathan Grimes, Fr.

Rushing

Att. 8 ... at N.C. State, 2008
 Yards 31 ... at N.C. State, 2008
 TDs 0
 Long 9 ... at N.C. State, 2008

Receiving

Rec. 4 ... at N.C. State, 2008
 Yards 5 ... at N.C. State, 2008
 TDs 0
 Long 8 ... at N.C. State, 2008

Ryan Woolfolk, RFr.

Rushing

Att. 1 ... at N.C. State, 2008
 Yards 2 ... at N.C. State, 2008
 TDs 0
 Long 2 ... at N.C. State, 2008

Receiving

Rec. 1 ... at N.C. State, 2008
 Yards 3 ... at N.C. State, 2008
 TDs 0
 Long 3 ... at N.C. State, 2008

Jimmy Hobson, So. (FB)

Rushing

Att. 2 ... at VMI, 2007
 Yards 8 ... at VMI, 2007
 TDs 0
 Long 4 ... at VMI, 2007

Receiving

Rec. 0
 Yards 0
 TDs 0
 Long 0

Wide Receivers/Tight Ends

Elliott Mack, Sr. (WR)

Receiving

Rec. 10 ... at Richmond, 2007
 Yards 201 ... at Richmond, 2007
 TDs 1 ... (11) last vs. JMU, 2007
 Long 73 ... at Villanova, 2007

Rushing

Att. 3 ... vs. Villanova, 2006
 Yards 29 ... vs. Towson, 2005
 TDs 1 ... at Richmond, 2007
 Long 20 ... vs. Towson, 2005

Cameron Dohse, So. (WR)

Receiving

Rec. 7 ... at Maine, 2007
 Yards 123 ... at Maine, 2007
 TDs 2 ... at Maine, 2007
 Long 43 ... at Villanova, 2007

Terreon Conyers, So. (WR)

Receiving

Rec. 1 ... at VMI, 2007
 Yards 7 ... at VMI, 2007
 TDs 0
 Long 7 ... at VMI, 2007

J. McAulay, Jr. (WR)

Receiving

Rec. 7 ... vs. Delaware, 2007
 Yards 162 ... vs. Delaware, 2007
 TDs 2 ... at N.C. State, 2008
 Long 49 ... at Maryland, 2006

Rushing

Att. 1 ... (6) last vs. Delaware, 2007
 Yards 17 ... vs. Richmond, 2006
 TDs 0
 Long 15 ... vs. Richmond, 2006

Chase Hill, So. (WR)

Receiving

Rec. 4 ... at N.C. State, 2008
 Yards 45 ... at N.C. State, 2008
 TDs 0
 Long 30 ... at N.C. State, 2008

Eric Robertson, Jr. (WR)

Receiving

Rec. 5 ... at Villanova, 2007
 Yards 56 ... at Villanova, 2007
 TDs 0
 Long 21 ... vs. UMass, 2007

Rob Varno, Jr. (TE)

Receiving

Rec. 3 ... twice, last at N.C. State, 2008
 Yards 53 ... at VMI, 2007
 TDs 0
 Long 32 ... at VMI, 2007

*NCAA Playoff Game

Defensive Individual Career Game Highs



Defensive Line

Adrian Tracy, Jr. (DE)

TT 10 vs. Hofstra, 2006
 UT 7 at N.C. State, 2008
 AT 7 vs. Richmond, 2006
 Sacks 3.0 ... at Towson, 2006
 TFL 4.0 ... at Towson, 2006
 FF 1 (3) last at Richmond, 2007
 FR 0
 INT 1 vs. UMass, 2007
 PBU 1 (4) last at N.C. State, 2008

C.J. Herbert, Jr. (DE)

TT 9 at Hofstra, 2007
 UT 3 at Villanova, 2007
 AT 8 at Hofstra, 2007
 Sacks 1.0 ... vs. Hofstra, 2006
 TFL 1.5 ... at N.C. State, 2008
 FF 0
 FR 0
 INT 0
 PBU 2 vs. Towson, 2007

Sean Lissemore, Jr. (DT)

TT 7 (2) last at VMI, 2007
 UT 4 at Towson, 2006
 AT 5 (4) last at Hofstra, 2007
 Sacks 1.0 ... (2) last vs. Delaware, 2007
 TFL 1.5 ... vs. Richmond, 2006
 FF 0
 FR 0
 INT 1 vs. Towson, 2007
 PBU 0

Derek Toon, So. (DT)

TT 4 at Maine, 2007
 UT 2 at Maine, 2007
 AT 3 vs. Delaware, 2007
 Sacks 0.5 ... at VMI, 2007
 TFL 1.0 ... at Maine, 2007
 FF 0
 FR 0
 INT 0
 PBU 0

Michael Stover, So. (DT)

TT 5 at Richmond, 2007
 UT 2 at N.C. State, 2008
 AT 5 at Richmond, 2007
 Sacks 0
 TFL 0.5 ... (2) last at N.C. State, 2008
 FF 0
 FR 0
 INT 0
 PBU 0

Kyle O'Brien, So. (DT)

TT 3 at N.C. State, 2008
 UT 3 at N.C. State, 2008
 AT 0
 Sacks 0
 TFL 0
 FF 0
 FR 0
 INT 0
 PBU 0

Harold Robertson, RFr. (DT)

TT 2 at N.C. State, 2008
 UT 0
 AT 2 at N.C. State, 2008
 Sacks 0
 TFL 0
 FF 0
 FR 0
 INT 0
 PBU 0

Marcus Hyde, RFr. (DE)

TT 1 at N.C. State, 2008
 UT 0
 AT 1 at N.C. State, 2008
 Sacks 0
 TFL 0
 FF 0
 FR 0
 INT 0
 PBU 0

Linebackers

Josh Rutter, Sr.

TT 16 at Marshall, 2005
 UT 8 (2) last vs. JMU, 2007
 AT 12 at Marshall, 2005
 Sacks 1.0 ... at Virginia Tech, 2007
 TFL 1.0 ... (8) last at N.C. State, 2008
 FF 1 vs. UMass, 2007
 FR 2 at VMI, 2007
 INT 1 at Richmond, 2005
 PBU 1 (5) last at Maine, 2007

Michael Pigram, Sr.

TT 14 ... vs. UMass, 2007
 UT 10 ... (2) last, vs. UMass, 2007
 AT 8 ... vs. Delaware, 2007
 Sacks 1.0 ... vs. UMass, 2007
 TFL 1.0 ... (7) last vs. UMass, 2007
 FF 2 ... vs. Villanova, 2006
 FR 1 ... (2), last vs. UMass, 2007
 INT 1 ... vs. UMass, 2007
 PBU 0

Todd Reyher, Sr.

TT 4 at Virginia Tech, 2007
 UT 2 at Villanova, 2007
 AT 3 ... (2) last at VT, 2007
 Sacks 0
 TFL 0.5 ... (2) last at Villanova, 2007
 FF 0
 FR 0
 INT 0
 PBU 2 vs. Liberty, 2005

Jake Trantin, RFr.

TT 2 at N.C. State, 2008
 UT 1 at N.C. State, 2008
 AT 1 at N.C. State, 2008
 Sacks 0
 TFL 1.0 ... at N.C. State, 2008
 FF 0
 FR 0
 INT 0
 PBU 1 at N.C. State, 2008

Evan Franks, So.

TT 10 at Hofstra, 2007
 UT 6 at Richmond, 2007
 AT 8 at Hofstra, 2007
 Sacks 1.0 ... at VMI, 2007
 TFL 1.0 ... at VMI, 2007
 FF 0
 FR 0
 INT 0
 PBU 1 at Richmond, 2007

Wes Steinman, So.

TT 5 at VMI, 2007
 UT 2 ... (3) last vs. UMass, 2007
 AT 3 ... (4) last at N.C. State, 2008
 Sacks 1.0 ... at VMI, 2007
 TFL 1.0 ... (2) last at Villanova, 2007
 FF 0
 FR 0
 INT 0
 PBU 0

Defensive Backs

Derek Cox, Sr. (CB)

TT 14 at Liberty, 2006
 UT 9 at Liberty, 2006
 AT 5 at Liberty, 2006
 Sacks 0
 TFL 1.0 ... (2) last vs. JMU, 2007
 FF 1 vs. Towson, 2005
 FR 1 (2) last vs. Maine, 2006
 INT 2 vs. Towson, 2007
 PBU 3 ... (2) last vs. Towson, 2007

David Caldwell, Jr. (SS)

TT 15 ... at VMI, 2007
 UT 10 ... vs. Towson, 2007
 AT 10 ... at Hofstra, 2007
 Sacks 1.0 ... at N.C. State, 2008
 TFL 1.5 ... at VMI, 2007
 FF 1 ... at VMI, 2007
 FR 0
 INT 1 ... (2) last vs. Liberty, 2007
 PBU 1 ... (4) last at N.C. State, 2008

Robert Livingston, Jr. (FS)

TT 10 ... vs. Delaware, 2007
 UT 6 ... (3) last at Hofstra, 2007
 AT 7 ... at Richmond, 2007
 Sacks 0
 TFL 0.5 ... (2) last at Richmond, 2007
 FF 0
 FR 0
 INT 0
 PBU 4 ... vs. Towson, 2007

David Houff, Sr. (DB)

TT 6 ... (2) last vs. Towson, 2007
 UT 6 ... at Towson, 2006
 AT 4 ... at Liberty, 2006
 Sacks 0
 TFL 0
 FF 0
 FR 0
 INT 1 ... (2) last at N.C. State, 2008
 PBU 1 ... at Towson, 2006

Michael Alvarado, So. (S)

TT 4 at N.C. State, 2008
 UT 3 at N.C. State, 2008
 AT 1 ... (4) last at N.C. State, 2008
 Sacks 0
 TFL 1.0 ... (2) last at N.C. State, 2008
 FF 0
 FR 0
 INT 0
 PBU 1 at N.C. State, 2008

Terrell Wells, So. (CB)

TT 4 at Virginia Tech, 2007
 UT 3 ... vs. Towson, 2007
 AT 3 ... at Virginia Tech, 2007
 Sacks 0
 TFL 0
 FF 0
 FR 1 ... vs. Delaware, 2007
 INT 0
 PBU 1 at N.C. State, 2008

Sheldon Alexander, Jr.

TT 7 ... vs. JMU, 2007
 UT 4 ... vs. JMU, 2007
 AT 3 ... vs. JMU, 2007
 Sacks 0
 TFL 0
 FF 0
 FR 0
 INT 0
 PBU 0

Fred Johnson, Jr. (CB)

TT 3 at N.C. State, 2008
 UT 2 at N.C. State, 2008
 AT 1 at N.C. State, 2008
 Sacks 0
 TFL 0
 FF 0
 FR 0
 INT 0
 PBU 0

Ben Cottingham, So. (CB)

TT 1 at N.C. State, 2008
 UT 1 at N.C. State, 2008
 AT 0
 Sacks 0
 TFL 0
 FF 0
 FR 0
 INT 0
 PBU 0



Career Statistics

Quarterbacks

#11, Jake Phillips' Career Stats

Year	G/S	Eff.	At-Co-In	Pct.	Yds	TD	Lg	Av/G	Rush	Yds	Avg.	TD	Lg	Av/G
2005	10/6	145.8	192-123-7	64.1	1564	12	47	156.4	71	183	2.6	8	17	18.3
2006	7/5	102.6	141-70-3	49.6	763	5	46	109.0	51	67	1.3	1	13	9.6
2007	11/11	141.1	336-190-7	56.5	2801	19	73	254.6	99	192	1.9	5	30	17.5
2008	1/1	86.59	30-15-2	50.0	139	1	30	139	9	6	0.7	0	10	6
Totals	29/23	132.26	699-398-19	56.9	5267	37	150	181.6	230	448	1.9	14	30	15.4

#16, R.J. Archer's Career Stats

Year	G/S	Eff.	At-Co-In	Pct.	Yds	TD	Lg	Av/G	Rush	Yds	Avg.	TD	Lg	Av/G
2008	1/0	163.09	7-4-0	57.1	49	1	25	49	3	26	26	0	11	26

Running Backs

#8, DeBrian Holmes' Career Stats

Year	G/S	Att	Yds	Avg.	TD	Lg	Av/G	Rec	Yds	Avg.	TD	Lg	Av/G
2005	11/0	56	304	5.4	1	27	27.6	16	121	7.6	1	19	11.0
2006	11/0	44	225	5.1	1	25	20.5	18	110	6.1	0	24	10.0
2007	3/3	49	191	3.9	5	20	63.7	4	40	10.0	0	18	13.3
Totals	25/3	149	720	4.8	7	27	28.8	38	271	7.1	1	24	10.8

#25, Courtland Marriner's Career Stats

Year	G/S	Att	Yds	Avg.	TD	Lg	Av/G	Rec	Yds	Avg.	TD	Lg	Av/G
2007	9/7	115	518	4.5	1	25	57.6	10	22	2.2	2	23	2.4

#33, Thomas Schonder's Career Stats

Year	G/S	Att	Yds	Avg.	TD	Lg	Av/G	Rec	Yds	Avg.	TD	Lg	Av/G
2007	10/0	35	143	4.1	1	29	14.3	2	16	8	0	12	1.6

#23, Terrence Riggins' Career Stats

Year	G/S	Att	Yds	Avg.	TD	Lg	Av/G	Rec	Yds	Avg.	TD	Lg	Av/G
2007	3/0	19	61	3.2	2	21	20.3	2	8	4	0	5	2.7
2008	1/1	12	51	4.2	0	13	51.0	1	5	5	0	5	5.0
Totals	4/1	31	112	3.6	2	21	28.0	3	13	4.3	0	5	3.3

#43, Jimmy Hoboson's Career Stats

Year	G/S	Att	Yds	Avg.	TD	Lg	Av/G	Rec	Yds	Avg.	TD	Lg	Av/G
2007	10/0	2	8	4.0	0	4	0.8	0	0	0.0	0	0	0.0

#34, Jonathan Grimes' Career Stats

Year	G/S	Att	Yds	Avg.	TD	Lg	Av/G	Rec	Yds	Avg.	TD	Lg	Av/G
2008	1/0	8	30	3.8	0	9	30.0	4	5	1.2	0	8	5.0

#28, Ryan Woolfolk Career Stats

Year	G/S	Att	Yds	Avg.	TD	Lg	Av/G	Rec	Yds	Avg.	TD	Lg	Av/G
2008	1/0	1	2	2.0	0	2	2.0	1	3	3.0	0	3	3.0

Wide Receivers/Tight Ends

#2, Elliott Mack's Career Stats

Year	G/S	Rec	Yds	Avg.	TD	Lg	Av/G	Rush	Yds	Avg.	TD	Lg	Av/G
2005	10/1	21	371	17.7	4	47	37.1	2	21	10.5	0	29	2.1
2006	10/3	20	225	11.2	2	32	22.5	7	61	8.7	0	27	6.1
2007	11/9	46	849	18.5	5	73	77.2	6	34	2.3	1	19	1.3
2008	1/1	0	0	0.0	0	0	0.0	0	0	0	0	0	0.0
Totals	32/14	87	1445	16.6	11	73	45.2	15	117	7.8	1	29	3.7

#4, D.J. McAulay's Career Stats

Year	G/S	Rec	Yds	Avg.	TD	Lg	Av/G	Rush	Yds	Avg.	TD	Lg	Av/G
2005	9/0	2	49	24.5	0	39	5.4	1	-4	-4.0	0	0	-0.4
2006	8/3	21	307	14.6	2	49	38.4	4	39	9.8	0	27	6.1
2007	1/1	7	162	23.1	1	40	162.0	1	6	6.0	0	6	6.0
2008	1/1	6	99	16.5	2	30	99.0	0	0	0.0	0	0	0.0
Totals	19/5	36	617	17.1	5	49	32.4	6	41	6.8	0	27	2.2

#89, Eric Robertson's Career Stats

Year	G/S	Rec	Yds	Avg.	TD	Lg	Av/G	Rush	Yds	Avg.	TD	Lg	Av/G
2006	4/0	0	0	0.0	0	0	0.0	0	0	0.0	0	0	0.0
2007	9/0	7	90	12.9	0	21	10.0	0	0	0.0	0	0	0.0
Totals	13/0	7	90	12.9	0	21	6.9	0	0	0.0	0	0	0.0

#81, Cameron Dohse's Career Stats

Year	G/S	Rec	Yds	Avg.	TD	Lg	Av/G	Rush	Yds	Avg.	TD	Lg	Av/G
2007	11/9	31	557	18.0	5	43	50.6	0	0	0.0	0	0	0.0

#88, Terreon Conyers' Career Stats

Year	G/S	Rec	Yds	Avg.	TD	Lg	Av/G	Rush	Yds	Avg.	TD	Lg	Av/G
2007	2/0	1	7	7.0	0	7	3.5	0	0	0.0	0	0	0.0

#15, Chase Hill's Career Stats

Year	G/S	Rec	Yds	Avg.	TD	Lg	Av/G	Rush	Yds	Avg.	TD	Lg	Av/G
2008	1/1	4	45	11.2	0	30	45.0	0	0	0.0	0	0	0.0

#98, Rob Varno's Career Stats

Year	G/S	Rec	Yds	Avg.	TD	Lg	Av/G	Rush	Yds	Avg.	TD	Lg	Av/G
2006	11/0	0	0	0.0	0	0	0.0	0	0	0.0	0	0	0.0
2007	11/11	11	115	10.5	0	32	10.5	0	0	0.0	0	0	0.0
2008	1/1	3	31	10.3	0	17	31.0	0	0	0.0	0	0	0.0
Totals	23/1	14	146	10.4	0	32	6.3	0	0	0.0	0	0	0.0



GAME	William & Mary 24 N.C. State 34
1	
Sept. 6, 2008 <i>Carter-Finley Stadium • Raleigh, N.C.</i>	

RALEIGH, N.C. (9/6/08) -- William and Mary outscored North Carolina State, 24-20, in the second half but fell to the Wolfpack in its season opener, 34-24.

Junior wide receiver D.J. McAulay led the Tribe with a pair of touchdown grabs and finished the evening with a game-high six catches for 99 yards, while senior all-conference cornerback Derek Cox also provided a score with a 45-yard interception return for a touchdown.

As a unit, the Tribe defense limited N.C. State to just 67 yards on the ground and held the Wolfpack to just 11 first downs.

A interception by senior safety David Houff on the games initial series put the Tribe inside NCSU's 20 yard line, but W&M was unable to put any points up when freshman running back Jonathan Grimes lost a fumble.

Although the College trailed 14-0 at the half, W&M outgained NCSU in total yards, 103-79, and controlled the time of possession by more than three minutes. Additionally, the Tribe defense surrendered just three first downs, all of which occurred on the Wolfpack's final possession of the half.

The Tribe put up its first points of the game on the initial series of the second half when junior Brian Pate connected on a 43-yard field goal. Senior quarterback Jake Phillips completed 3-of-4 passes on the drive and had a pair of rushes for 14 yards to help set up the score.

Following a NCSU touchdown, W&M answered with a six-play, 77-yard drive that culminated in a 30-yard touchdown strike from Jake Phillips to McAulay.

While NCSU extended its lead to 34-10, W&M scored a pair of touchdowns late in the fourth quarter as Derek Cox returned an interception 45 yards for a score and backup quarterback R.J. Archer found McAulay open in the end zone during the final minute of play.

	1	2	3	4	Final
William and Mary	0	0	10	14	24
N.C. State	7	7	7	13	34

Scoring Summary

Qtr	Team	Score	Time
1st	NCSU	Brown 3 run (Czajkowski kick)	3:59
2nd	NCSU	Williams 22 pass from Beck (Czajkowski kick)	0:34
3rd	W&M	Pate 43 field goal	11:47
3rd	NCSU	Bryan 1 pass from Beck (Czajkowski kick)	5:18
3rd	W&M	McAulay 30 pass from Phillips (Czajkowski kick)	3:08
4th	NCSU	Czajkowski 39 field goal	14:54
4th	NCSU	Czajkowski 33 field goal	13:29
4th	NCSU	Underwood 10 run (Czajkowski kick)	7:48
4th	W&M	Cox 45 INT return	5:56
4th	W&M	McAulay 25 pass from Archer	0:20

	W&M	UD
First Downs	16	11
Rushes - Yards	33-115	30-67
Att-Cmp-Int	37-19-2	36-21-2
Pass Yards	188	258
Total Offense	303	325
Total Plays	70	66
Fumbles - Lost	3-2	1-0
3rd Down Conv.	5-17	2-16
Penalties - Yards	3-15	7-58
Sacks by - Yards	2-19	3-25
Time of Possession	29:56	30:04

Rushing - W&M: Riggins 12-51, Grimes 8-30, Archer 3-26, Phillips 9-6, Woolfolk 1-2. **NCSU:** Brown 17-43 (TD), Underwood 9-29 (TD), Beck 2-6, Team 1-<1>, Evans 1-<10>.

Passing - W&M: Phillips 30-15-2, 139 (TD); Archer 7-4-0, 49 (TD). **NCSU:** Beck 25-17-1 (2TD), Evans 11-4-1.

Receiving - W&M: McAulay 6-99 (2TD), Hill 4-45, Grimes 4-5, Varno 3-31, Riggins 1-5, Woolfolk 1-3. **NCSU:** Spencer 5-82, Bryan 5-41 (TD), Graham 3-78, James 2-9, Brown 2-9, Williams 1-22 (TD), Underwood 1-10, Gentry 1-5, Kushner 1-2).

Defense - W&M: Tracy 8 (7 solo, sack, TFL, PBU), Rutter 8 (5 solo, TFL), Caldwell 7 (4 solo, sack, TFL, PBU), Cox 5 (INT for TD, PBU), Pigram 5 (0.5 TFL), Alvarado 4 (TFL, PBU), Herbert 4 (1.5 TFL), Stover 3 (0.5 TFL), Steinman (0.5 TFL), Houff 2 (INT), Trantin 2 (TFL, PBU).

Attendance: 56,694; **Time:** 3:15; **Weather:** 81, Partly Cloudy

2008 William and Mary Football
W&M Overall Team Statistics (as of Sep 07, 2008)
All games

TEAM STATISTICS	W&M	OPP
SCORING.....	24	34
Points Per Game.....	24.0	34.0
FIRST DOWNS.....	16	11
Rushing.....	9	3
Passing.....	7	8
Penalty.....	0	0
RUSHING YARDAGE.....	115	67
Yards gained rushing.....	144	105
Yards lost rushing.....	29	38
Rushing Attempts.....	33	30
Average Per Rush.....	3.5	2.2
Average Per Game.....	115.0	67.0
TDs Rushing.....	0	2
PASSING YARDAGE.....	188	258
Att-Comp-Int.....	37-19-2	36-21-2
Average Per Pass.....	5.1	7.2
Average Per Catch.....	9.9	12.3
Average Per Game.....	188.0	258.0
TDs Passing.....	2	2
TOTAL OFFENSE.....	303	325
Total Plays.....	70	66
Average Per Play.....	4.3	4.9
Average Per Game.....	303.0	325.0
KICK RETURNS: #-YARDS.....	6-118	3-35
PUNT RETURNS: #-YARDS.....	4-0	5-65
INT RETURNS: #-YARDS.....	2-73	2-3
KICK RETURN AVERAGE.....	19.7	11.7
PUNT RETURN AVERAGE.....	0.0	13.0
INT RETURN AVERAGE.....	36.5	1.5
FUMBLES-LOST.....	3-2	1-0
PENALTIES-YARDS.....	3-15	7-58
Average Per Game.....	15.0	58.0
PUNTS-YARDS.....	9-408	9-369
Average Per Punt.....	45.3	41.0
Net punt average.....	38.1	41.0
TIME OF POSSESSION/GAME.....	29:56	30:04
3RD-DOWN CONVERSIONS.....	5/17	2/16
3rd-Down Pct.....	29%	12%
4TH-DOWN CONVERSIONS.....	0/0	2/2
4th-Down Pct.....	0%	100%
SACKS BY-YARDS.....	2-19	3-25
MISC YARDS.....	0	13
TOUCHDOWNS SCORED.....	3	4
FIELD GOALS-ATTEMPTS.....	1-1	2-2
PAT-ATTEMPTS.....	3-3	4-4
ATTENDANCE.....	0	56694
Games/Avg Per Game.....	0/0	1/56694
Neutral Site Games.....		0/0

SCORE BY QUARTERS	1st	2nd	3rd	4th	Total
-----	---	---	---	---	---
W&M.....	0	0	10	14	- 24
Opponents.....	7	7	7	13	- 34

2008 William and Mary Football
W&M Overall Individual Statistics (as of Sep 07, 2008)
All games

RUSHING	GP	Att	Gain	Loss	Net	Avg	TD	Long	Avg/G
T. Riggins	1	12	52	1	51	4.2	0	13	51.0
Jonathan Grimes	1	8	31	1	30	3.8	0	9	30.0
R.J. Archer	1	3	26	0	26	8.7	0	11	26.0
Jake Phillips	1	9	33	27	6	0.7	0	10	6.0
Ryan Woolfolk	1	1	2	0	2	2.0	0	2	2.0
Total.....	1	33	144	29	115	3.5	0	13	115.0
Opponents.....	1	30	105	38	67	2.2	2	16	67.0

PASSING	GP	Effic	Att-Cmp-Int	Pct	Yds	TD	Lng	Avg/G
Jake Phillips	1	86.59	30-15-2	50.0	139	1	30	139.0
R.J. Archer	1	163.09	7-4-0	57.1	49	1	25	49.0
Total.....	1	101.06	37-19-2	51.4	188	2	30	188.0
Opponents.....	1	125.76	36-21-2	58.3	258	2	47	258.0

RECEIVING	GP	No.	Yds	Avg	TD	Long	Avg/G
D.J. McAulay	1	6	99	16.5	2	30	99.0
Chase Hill	1	4	45	11.2	0	30	45.0
Jonathan Grimes	1	4	5	1.2	0	8	5.0
Rob Varno	1	3	31	10.3	0	17	31.0
T. Riggins	1	1	5	5.0	0	5	5.0
Ryan Woolfolk	1	1	3	3.0	0	3	3.0
Total.....	1	19	188	9.9	2	30	188.0
Opponents.....	1	21	258	12.3	2	47	258.0

PUNT RETURNS	No.	Yds	Avg	TD	Long
Derek Cox	3	0	0.0	0	1
Elliott Mack	1	0	0.0	0	0
Total.....	4	0	0.0	0	1
Opponents.....	5	65	13.0	0	18

INTERCEPTIONS	No.	Yds	Avg	TD	Long
Derek Cox	1	45	45.0	1	45
David Houff	1	28	28.0	0	28
Total.....	2	73	36.5	1	45
Opponents.....	2	3	1.5	0	2

KICK RETURNS	No.	Yds	Avg	TD	Long
David Caldwell	3	59	19.7	0	25
Elliott Mack	2	33	16.5	0	18
Terrell Wells	1	26	26.0	0	26
Total.....	6	118	19.7	0	26
Opponents.....	3	35	11.7	0	16

FUMBLE RETURNS	No.	Yds	Avg	TD	Long
Total.....	0	0	0.0	0	0
Opponents.....	1	13	13.0	0	13

2008 William and Mary Football
W&M Overall Individual Statistics (as of Sep 07, 2008)
All games

|----- PATs -----|

SCORING	TD	FGs	Kick	Rush	Rcv	Pass	DXP	Saf	Points
D.J. McAulay	2	0-0	0-0	0-0	0	0-0	0	0	12
Brian Pate	0	1-1	3-3	0-0	0	0-0	0	0	6
Derek Cox	1	0-0	0-0	0-0	0	0-0	0	0	6
Total.....	3	1-1	3-3	0-0	0	0-0	0	0	24
Opponents.....	4	2-2	4-4	0-0	0	0-0	0	0	34

TOTAL OFFENSE	G	Plays	Rush	Pass	Total	Avg/G
Jake Phillips	1	39	6	139	145	145.0
R.J. Archer	1	10	26	49	75	75.0
T. Riggins	1	12	51	0	51	51.0
Jonathan Grimes	1	8	30	0	30	30.0
Ryan Woolfolk	1	1	2	0	2	2.0
Total.....	1	70	115	188	303	303.0
Opponents.....	1	66	67	258	325	325.0

FIELD GOALS	FGM-FGA	Pct	01-19	20-29	30-39	40-49	50-99	Lg	Blk
Brian Pate	1-1	100.0	0-0	0-0	0-0	1-1	0-0	43	0

FG SEQUENCE	W&M	OPPONENTS
NC State	(43)	(39), (33)

Numbers in (parentheses) indicate field goal was made.

PUNTING	No.	Yds	Avg	Long	TB	FC	I20	Blkd
David Miller	9	408	45.3	58	3	0	2	0
Total.....	9	408	45.3	58	3	0	2	0
Opponents.....	9	369	41.0	55	0	2	1	0

KICKOFFS	No.	Yds	Avg	TB	OB
Brian Pate	4	247	61.8	1	0
Total.....	4	247	61.8	1	0
Opponents.....	7	436	62.3	1	0

2008 William and Mary Football
W&M Overall Individual Statistics (as of Sep 07, 2008)
All games

ALL PURPOSE	G	Rush	Rec	PR	KOR	IR	Tot	Avg/G
D.J. McAulay	1	0	99	0	0	0	99	99.0
David Caldwell	1	0	0	0	59	0	59	59.0
T. Riggins	1	51	5	0	0	0	56	56.0
Derek Cox	1	0	0	0	0	45	45	45.0
Chase Hill	1	0	45	0	0	0	45	45.0
Jonathan Grimes	1	30	5	0	0	0	35	35.0
Elliott Mack	1	0	0	0	33	0	33	33.0
Rob Varno	1	0	31	0	0	0	31	31.0
David Houff	1	0	0	0	0	28	28	28.0
R.J. Archer	1	26	0	0	0	0	26	26.0
Terrell Wells	1	0	0	0	26	0	26	26.0
Jake Phillips	1	6	0	0	0	0	6	6.0
Ryan Woolfolk	1	2	3	0	0	0	5	5.0
Total.....	1	115	188	0	118	73	494	494.0
Opponents.....	1	67	258	65	35	3	428	428.0

2008 William and Mary Football
W&M Overall Defensive Statistics (as of Sep 07, 2008)
All games

DEFENSIVE LEADERS	-----Tackles-----				TFL/Yds	-Sacks-	---Pass Def---			-Fumbles-		Blkd	
	GP	Solo	Ast	Total			No-Yds	Int-Yds	BrUp	QBH	Rcv-Yds	FF	Kick
97 Adrian Tracy	1	7	1	8	1.0-10	1.0-10	.	1	1
44 Josh Rutter	1	5	3	8	1.0-6
6 David Caldwell	1	4	3	7	1.0-9	1.0-9	.	1
5 Michael Pigram	1	1	4	5	0.5-0	.	.	.	1
37 Derek Cox	1	4	1	5	.	.	1-45	1
95 C.J. Herbert	1	1	3	4	1.5-5	.	.	.	1
26 M. Alvarado	1	3	1	4	1.0-3	.	.	1
48 Wes Steinman	1	.	3	3	0.5-3
42 Fred Johnson	1	2	1	3
40 Kyle O'Brien	1	3	.	3
92 Michael Stover	1	2	1	3	0.5-1
99 H. Robertson	1	.	2	2
32 Jake Trantin	1	1	1	2	1.0-1	.	.	.	1
22 David Houff	1	2	.	2	.	.	1-28
2 Elliott Mack	1	1	.	1
15 Chase Hill	1	1	.	1
23 T. Riggins	1	1	.	1
38 Terrell Wells	1	1	.	1	.	.	.	1
24 Ben Cottingham	1	1	.	1
52 Marcus Hyde	1	.	1	1
93 Sean Lissemore	1	.	1	1
Total.....	1	40	26	66	8-38	2-19	2-73	6	3
Opponents.....	1	34	50	84	6-33	3-25	2-3	2	4	2-13	2	.	.