

# HISTORY

**SENIOR  
KYRA KAYLOR**





# HISTORY

In 1918, the *Flat Hat* (the College's student-newspaper) had this to say as the first class of women matriculated at William and Mary: "Don't think because girls are coming here, that we must lose spirit. Dig harder and show the girls that this is a men's college where men work like men and not as babies or grammar school 'hot-tens-tots.'" Just three years later, in 1921, the "girls" took on the challenge of women's intercollegiate basketball. From here things progressed rapidly, with the ladies taking "their first trip North" to Washington in 1923.

One of those adventurous women on the first varsity team was Martha Barksdale (1899-1974). She was both a forward and the manager of the team that year. In 1926, Barksdale joined the W&M faculty as a physical education teacher, Women's Athletic Council member and basketball coach. She devoted her entire professional career of 45 years to teaching and coaching sports at W&M. Barksdale, the first woman to receive the bachelor of arts degree at the College, was a prime force in establishing the Women's Intercollegiate Athletics Program.

In 1944 the program took a short break, eliminating varsity competition due to World War II. After the war the number of scheduled

games decreased. But by 1960, Barksdale's last year of coaching, things were back in full swing. Forty women arrived ready to play on the first day of practice.

In 1977, coach Eloise Jacobs described her players as the "best all-around team in 16 years." That was W&M Athletic Hall of Fame member Lynn Norenberg's first season with the Tribe and the first of four years as the team's scoring leader. During her college career, Norenberg re-wrote the Tribe record books establishing career marks for most points (1,500), best scoring average per game (18.3), best field goal percentage (.619), most field goals (607) and best free throw percentage (77.5). The two-time Academic All-America and Phi Beta Kappa honoree was a member of three all-state teams, three all-state tournament teams and one all-region team.

Between 1977 and 1981 the Tribe women, including Norenberg, broke every team season record.

The 1983-84 season signaled the beginning of a new era for women's basketball at W&M as the Tribe moved from the AIAW to unofficial ECAC-South competition. In 1984-85, the Tribe made the move from Division II to NCAA Division I membership, and played its first official ECAC-

South season. W&M joined the Colonial Athletic Association at its inception in 1985.

The 1993-94 team broke the school record for wins in a season (20), winning percentage (.714), scoring average (71.3) and assists (399).

Last season also proved to be a banner campaign for W&M, as the team earned 19 victories and established its second consecutive winning season for the initial time as a Division-I program. Additionally, the Tribe claimed 10 conference triumphs, marking the first time it has earned double-digit conference win totals in consecutive seasons.

W&M women's basketball records date back to 1970 when Pat Crowe was the head coach. Eloise Jacobs led the program from 1976-78 prior to an eight-year reign by current Senior Executive Associate Athletics Director Barbara Blosser, the first full-time women's basketball coach at the College. Patrick Megel took over the program when Blosser moved into the administrative ranks and was succeeded by Trina Thomas Patterson in 1991. In 1999, former Tribe basketball and lacrosse player and 1986 graduate Debbie Taylor took over at the helm, where she begins her ninth year.

## Year-by-Year Records

Year	Coach	Affiliation	Conference	Finish	Overall
2006-07	Debbie Taylor	I - Colonial Athletic	10-8	Fifth	19-12
2005-06	Debbie Taylor	I - Colonial Athletic	11-7	Fifth	15-13
2004-05	Debbie Taylor	I - Colonial Athletic	2-16	10th	4-24
2003-04	Debbie Taylor	I - Colonial Athletic	6-12	Ninth	11-18
2002-03	Debbie Taylor	I - Colonial Athletic	4-14	Ninth	8-20
2001-02	Debbie Taylor	I - Colonial Athletic	5-13	Ninth	12-17
2000-01	Debbie Taylor	I - Colonial Athletic	5-11	Seventh	10-19
1999-00	Debbie Taylor	I - Colonial Athletic	1-15	Ninth	6-21
1998-99	Trina Patterson	I - Colonial Athletic	8-8	Fourth	15-13
1997-98	Trina Patterson	I - Colonial Athletic	3-13	Ninth	10-17
1996-97	Trina Patterson	I - Colonial Athletic	3-13	Ninth	7-20
1995-96	Trina Patterson	I - Colonial Athletic	6-10	T-Sixth	14-13
1994-95	Trina Patterson	I - Colonial Athletic	3-11	T-Sixth	8-21
1993-94	Trina Patterson	I - Colonial Athletic	9-5	Third	20-8
1992-93	Trina Patterson	I - Colonial Athletic	3-11	Seventh	11-17
1991-92	Trina Patterson	I - Colonial Athletic	3-11	Seventh	7-20
1990-91	Patrick Megel	I - Colonial Athletic	5-7	Fourth	10-17
1989-90	Patrick Megel	I - Colonial Athletic	4-8	Fifth	12-15
1988-89	Patrick Megel	I - Colonial Athletic	0-12	Seventh	4-23
1987-88	Patrick Megel	I - Colonial Athletic	2-10	Seventh	8-19
1986-87	Patrick Megel	I - Colonial Athletic	1-11	Seventh	4-23
1985-86	Barbara Wetters*	I - Colonial Athletic	2-10	Seventh	6-21
1984-85	Barbara Wetters*	I - ECAC-South	2-10	Seventh	4-23
1983-84	Barbara Wetters*	II - ECAC-South	2-2	Fourth	9-18
1982-83	Barbara Wetters*	II - VAIW	4-3	Third	11-14
1981-82	Barbara Wetters*	II - VAIW	5-10	Sixth	11-17
1980-81	Barbara Wetters*	II - VAIW	9-8	Second	16-16
1979-80	Barbara Wetters*	II - VAIW	6-4	Third	11-14
1978-79	Barbara Wetters*	II - VAIW	9-0	First	16-13
1977-78	Eloise Jacobs				15-7
1976-77	Eloise Jacobs				10-9
1975-76	Pat Crowe				6-7
1974-75	Pat Crowe				9-8
1973-74	Pat Crowe				9-5
1972-73	Pat Crowe				5-7
1971-72	Pat Crowe				5-5
1970-71	Pat Crowe				0-9
37 Seasons	Six Coaches	351-538			

Overall at NCAA D-I Level 216-397  
 Regular Season CAA 91-218  
 \* Now Barbara Blosser

## Overtime Games

Date	Opponent	Score	W/L	Site
2/22/07	Georgia State	55-53	W	H
12/8/06	Mt. St. Mary's	66-58	L	A
12/4/05	Mt. St. Mary's	84-75	L	H
2/3/05	UNCWilmington	70-67	L	A
12/7/03	Vermont	75-72	L	H
2/16/03	Delaware*	62-60	L	H
1/19/03	James Madison	71-67	L	A
1/3/03	Drexel	81-67	L	A
1/27/03	Delaware	80-77	L	A
1/28/01	James Madison	68-66	L	H
1/7/01	East Carolina	76-74	L	A
1/21/00	Richmond	90-82	L	H
1/22/99	VCU!	83-77	L	H
1/5/96	American	65-59	L	H
2/26/92	East Carolina	84-79	L	H
2/15/92	Radford	83-80	W	H
1/22/92	James Madison	63-61	L	A
1/11/92	American*	70-69	L	H
1/19/91	East Carolina	79-76	L	A
2/21/90	Georgetown	71-64	W	H
1/31/90	James Madison	65-57	L	H
1/17/90	George Mason	70-69	W	H
12/2/89	ETST	61-54	L	A
1/19/85	Navy	65-64	L	H
12/10/83	UNC Greensboro	61-56	L	H
1/25/83	Longwood	71-70	W	H
1/24/81	Navy*	88-84	W	H

\* Indicates Double OT  
 ! Indicates Triple OT

**Overall Record:** 6-21  
**Home Record:** 6-12  
**Away Record:** 0-9

# YEAR-BY-YEAR RESULTS



**1967-68**  
**Record: 3-4**

Old Dominion	L	55-39
VCU	L	49-41
at Old Dominion	W	50-42
at Lynchburg College	L	79-31
Mary Washington	W	41-22
Longwood	W	33-29
Westhampton	L	41-36

**1971-72**  
**Record: 5-5**

VCU	L	N/A
at VCU	L	N/A
Christopher Newport	W	N/A
Westhampton	W	N/A
Mary Washington	W	N/A
Virginia	L	N/A
at Sweet Briar	L	N/A
at Christopher Newport	W	N/A
vs. Randolph-Macon <sup>1</sup>	L	N/A
vs. Hollins <sup>1</sup>	L	N/A

*1-State Tournament*

**1972-73**  
**Record: 5-7**

at VCU	L	58-37
VCU	L	66-45
at Westhampton	W	48-40
at Randolph-Macon	L	64-45
at Lynchburg	W	49-41
at Mary Washington	L	58-29
at Longwood	L	55-46
Old Dominion	W	55-46
Sweet Briar	W	66-35
Mary Washington	W	46-23
vs. Bridgewater <sup>1</sup>	L	51-33
vs. Virginia Tech <sup>1</sup>	L	50-39

*1-State Tournament*

**1973-74**  
**Record: 7-4**

at VCU	L	42-36
Virginia	W	47-40
at Norfolk State	W	50-39
VCU	W	49-43
Mary Washington	W	58-33
at Virginia State	L	50-46
Westhampton	W	62-30
Randolph-Macon	W	50-39
Longwood	W	48-33
vs. Tennessee Tech <sup>1</sup>	L	67-35
at James Madison <sup>1</sup>	L	60-44

*1-State Tournament*

**1974-75**  
**Record: 7-8**

at VCU	L	50-48
VCU	L	62-16
Virginia Tech	L	58-45
Old Dominion	W	70-67
at James Madison	L	68-56
at Longwood	L	63-47
at Westhampton	W	58-34
at Lynchburg	W	65-48
at Randolph-Macon	W	65-51
at Mary Washington	W	79-48
at Old Dominion	L	69-63
at Virginia	L	37-33
vs. Roanoke <sup>1</sup>	W	74-34
vs. Virginia Tech <sup>1</sup>	W	72-50
vs. Emory & Henry <sup>1</sup>	W	68-52

*1-State Tournament*

**1975-76**  
**Record: 6-7**

at Virginia State	L	60-53
VCU	W	59-38
Mary Washington	W	74-31
at Christopher Newport	W	73-47
at Old Dominion	L	85-60
Virginia	L	49-46
James Madison	L	75-64
Randolph-Macon	W	74-60
Longwood	L	68-57
Westhampton	W	45-24
Lynchburg	W	60-34
at VCU	L	62-50
at Virginia Tech	L	66-62

**1976-77**  
**Record: 10-9**

Christopher Newport	N/A	
at VCU	W	57-44
at James Madison	W	60-58
Virginia State	N/A	
Mary Baldwin	N/A	
Averett	N/A	
at Mary Washington	N/A	
Virginia Tech	L	57-47
Norfolk State	L	N/A
at Eastern Mennonite	N/A	
Bridgewater	N/A	
at Westhampton	N/A	
Longwood	N/A	
Old Dominion	L	70-28
at Virginia	L	74-36
George Mason	W	65-53
Randolph-Macon	W	54-37
Clinch Valley	L	69-66
Roanoke College	W	73-70

**1978-79**  
**Record: 16-13**

at Norfolk State	L	76-64
Radford	L	87-69
at Longwood	L	63-56
Randolph-Macon	W	71-50
vs. George Washington	W	58-51
at VCU	W	68-53
Virginia State	W	61-54
North Carolina	L	76-61
at Clemson	L	102-49
Alabama-Birmingham	L	84-60
Pennsylvania	W	82-69
at Old Dominion	L	89-51
George Mason	W	71-54
at Liberty	W	77-49
at Virginia Wesleyan	W	71-48
Christopher Newport	W	67-38
at Hampton	W	76-64
at Richmond	W	79-41
at Eastern Mennonite	W	65-46
at James Madison	L	68-54
at Bridgewater	W	68-61
Virginia	L	60-45
Virginia Tech	L	64-59
at VCU	L	66-61
vs. Emory & Henry <sup>1</sup>	W	95-56
vs. Hampton <sup>1</sup>	W	67-58
vs. Virginia State <sup>1</sup>	W	74-69
vs. Francis Marion <sup>2</sup>	L	75-69
vs. Bellormine <sup>2</sup>	L	50-48

*1-Small College State Tournament*  
*2-Region II Tournament*

**1979-80**  
**Record: 11-14**

at East Carolina	L	81-51
Norfolk State	L	60-54
at Randolph-Macon	W	69-44
at George Washington	L	91-73
at Princeton	W	71-69
Longwood	W	68-55
at Christopher Newport	W	74-58
at Virginia Tech	L	60-56
Virginia Wesleyan	W	65-52
Richmond	W	63-46
at George Mason	L	61-55
at Radford	L	64-61
VCU	L	75-73
at South Carolina State	L	89-61
at Lenoir-Rhyne	L	90-65
at Virginia	L	87-51
Liberty	W	72-66
James Madison	W	63-59
at VCU	L	65-58
East Carolina	L	79-59
Hampton	W	80-63
at Navy	L	82-66
vs. George Mason <sup>1</sup>	W	70-69
vs. VCU <sup>1</sup>	L	66-65
vs. Longwood <sup>1</sup>	W	78-49

*1-Division II State Tournament*

**1980-81**  
**Record: 16-16**

N19 at Norfolk State	L	71-65
N21 at Liberty	W	76-64
N22 at Longwood	L	65-59
N25 Christopher Newport	W	66-58
N29 at Virginia Tech	L	65-63
D3 George Mason	L	75-70
D5 at George Washington <sup>1</sup>	L	73-60
D6 vs. Delaware <sup>1</sup>	L	66-52
J9 at Virginia	L	74-49
J10 at Radford	L	86-71
J14 at Virginia Wesleyan	W	71-47
J17 at East Carolina	L	108-49
J19 at Hampton	L	77-64
J22 Richmond	W	71-68
J24 Navy (2ot)	W	88-84
J26 Radford	L	81-59
J29 vs. Lenoir Rhyne <sup>2</sup>	L	102-59
J30 at Coastal Carolina <sup>2</sup>	W	73-62
J31 vs. High Point <sup>2</sup>	L	71-61
F4 at George Mason	L	84-69
F6 Bridgewater	W	74-63
F7 Hampton	W	76-52
F9 VCU	L	72-64
F12 Longwood	W	64-63
F14 at James Madison	W	75-53
F17 at Richmond	W	86-65
F21 Liberty	W	71-64
F23 at VCU	W	85-68
F28 Randolph-Macon	W	72-43
M3 vs. Hampton <sup>3</sup>	W	96-82
M6 vs. George Mason <sup>3</sup>	W	85-74
M7 vs. VCU <sup>3</sup>	L	72-70

*1-George Washington Invitational, Washington, D.C. (Charles Smith Center); 2-Foxy Lady Invitational, Florence, S.C. (University Center); 3- ECAC South Tournament, Farmville, Va. (Willett Hall)*

**1981-82**  
**Record: 11-17**

N17 at Hampton	L	70-50
N20 at Longwood	W	52-48

N21 at Liberty	L	49-42
N24 Virginia Tech	L	89-58
N28 Wake Forest	L	74-53
D2 at George Mason	L	63-62
D5 Virginia	L	60-43
D18 Dartmouth	W	59-47
J9 at Radford	L	80-70
J12 at Christopher Newport	W	89-32
J16 at Dartmouth <sup>1</sup>	L	61-53
J17 vs. Army <sup>1</sup>	W	57-52
J20 Richmond	L	65-49
J23 at Navy	L	72-47
J26 Longwood	L	58-52
J28 vs. UNC Wilmington <sup>2</sup>	L	81-60
J30 vs. C.W. Post <sup>2</sup>	L	53-50
F3 George Mason	L	73-64
F5 at Bridgewater	W	62-58
F8 at VCU	L	56-47
F11 Hampton	W	60-48
F13 Radford	W	61-60
F16 at Richmond	L	61-54
F18 at Randolph-Macon	W	66-45
F20 Liberty	W	62-50
F22 VCU	W	72-62
F24 James Madison	W	85-73
M2 at Radford <sup>3</sup>	L	77-66

*1-Dartmouth Invitational, Hanover, N.H. (Leedes Arena); 2-Foxy Lady Invitational, Florence, S.C. (University Center); 3- ECAC South Tournament, Richmond, Va. (Rob-ins Center)*

**1982-83**  
**Record: 11-14**

N19 vs. Richmond <sup>1</sup>	L	62-51
N20 vs. Md.-Balt. County <sup>1</sup>	W	75-48
N23 Virginia Wesleyan	W	95-55
N26 vs. Bucknell <sup>2</sup>	W	83-43
N27 at Harvard <sup>2</sup>	L	56-54
D2 at Richmond	L	59-55
D7 Randolph-Macon	W	94-57
D11 at VCU	W	78-65
J11 at Radford	L	85-68
J14 at UNC Greensboro	L	89-60
J15 at Wake Forest	L	89-81
J19 Richmond	L	72-54
J22 Navy	L	71-51
J25 Longwood (ot)	W	71-70
J27 vs. Francis Marion <sup>3</sup>	L	99-69
J28 vs. Fort Bragg <sup>3</sup>	W	98-72
J29 vs. C.W. Post <sup>3</sup>	L	68-52
F2 George Mason	L	83-75
F8 Christopher Newport	L	60-55
F10 at Hampton	L	62-59
F15 at Longwood	W	65-62
F19 Liberty	W	73-60
F22 VCU	W	64-49
F27 at James Madison	W	47-40
M4 vs. Radford <sup>4</sup>	L	78-62
M5 vs. Liberty <sup>4</sup>	W	62-59

*1-Mt. Saint Mary's Tipoff Tournament, Emmitsburg, Md. (Knott Arena); 2-Harvard Tournament, Boston, Mass. (Lavietes Pavilion); 3- Foxy Lady Invitational, Florence, S.C. (University Center); 4-VAIAW Championship, Farmville, Va. (Willett Hall)*

**1983-84**  
**Record: 9-18**  
**ECAC South: 2-2, 4th place**

N18 VCU	L	58-54
N22 at Virginia Wesleyan	W	65-63
N25 vs. Rice <sup>1</sup>	L	80-61



# YEAR-BY-YEAR RESULTS

N26 at Georgia Southern <sup>1</sup>	L	57-44
N29 at Christopher Newport	W	46-43
D2 at Norfolk State	L	54-44
D6 at Randolph-Macon	L	58-41
D10 UNC-Greensboro (ot)	L	61-56
J4 Brown	L	66-59
J9 Yale	W	52-44
J13 vs. Niagara <sup>2</sup>	W	63-49
J14 at Davis & Elkins <sup>2</sup>	L	71-60
J15 vs. Navy <sup>2</sup>	W	55-44
J20 at Bridgewater	W	63-50
J21 at Navy	L	63-48
J24 • Richmond	L	52-51
J27 • at George Mason	L	86-50
F1 • East Carolina *	W	64-58
F4 Radford	L	78-57
F6 Lafayette	L	76-58
F9 Hampton	L	59-52
F17 at Liberty	L	66-51
F18 at Longwood	L	68-64
F22 at Md.-Balt. County	L	76-65
F24 Mary Washington	W	71-44
F27 • James Madison	W	55-53
M2 vs. James Madison <sup>3</sup>	L	73-43

*1-Georgia Southern Invitational, Statesboro, Ga. (Hanner Fieldhouse); 2-Davis and Elkins Tournament, Elkins, W.Va. (Memorial Gymnasium); 3- ECAC South Tournament, Greenville, N.C. (Minges Coliseum)*

**1984-85**  
**Record: 4-23**  
**ECAC South: 2-10, 7th place**

N23 at Wake Forest	L	84-43
N24 vs. Duke <sup>1</sup>	L	86-48
N27 Virginia Wesleyan	W	72-65
D1 Liberty	L	75-59
D6 • Richmond	L	83-51
D8 • at American	L	77-45
D21 Appalachian State	L	78-39
J5 Loyola	L	56-55
J7 Montclair	L	68-66
J10 at Lafayette	L	79-41
J12 • East Carolina	L	86-51
J14 • UNC Wilmington	L	92-62
J16 • at Richmond	L	85-52
J19 Navy (ot)	L	65-64
J21 at Hampton	L	89-58
J24 • at George Mason	L	70-53
J26 • James Madison	L	73-47
J29 Longwood	W	72-69
F2 • at James Madison	L	70-46
F4 Norfolk State	L	72-50
F6 at VCU	L	80-62
F13 • George Mason	W	61-56
F16 • at East Carolina	L	74-57
F18 • at UNC Wilmington	L	76-55
F23 at Radford	L	83-32
F25 • American	W	65-56
M1 vs. James Madison <sup>2</sup>	L	68-48

*1-at Winston-Salem, N.C. (Lawrence-Joel Coliseum); 2-ECAC South Tournament, Richmond, Va. (Robins Center)*

**1985-86**  
**Record: 5-22**  
**CAA: 2-10, 7th place**

N22 Hampton	W	75-65
N25 at Virginia Wesleyan	L	65-60
N29 at Queens	L	71-65
N30 at Hofstra	L	58-49
D6 vs. Brooklyn <sup>1</sup>	L	61-57

D7 vs. St. Francis <sup>1</sup>	W	73-51
D20 George Washington	L	82-55
J2 at Lafayette	L	79-52
J3 at Lehigh	L	74-51
J7 • Richmond	L	62-58
J11 • at UNC Wilmington	L	75-58
J13 • at East Carolina	L	89-54
J16 at Longwood	W	53-45
J18 • James Madison	L	70-44
J20 • George Mason	L	45-44
J25 at Navy	L	53-48
J27 • at American	L	77-56
J29 Princeton	L	69-63
F1 • at Richmond	L	78-69
F3 • at George Mason	W	69-63
F8 • UNC Wilmington	W	84-81
F10 • East Carolina	L	65-53
F15 at James Madison	L	76-45
F19 VCU	L	85-79
F22 Radford	L	71-65
F24 • American	L	85-67
M1 vs. East Carolina <sup>2</sup>	L	84-56

*1-Loyola Invitational, Baltimore, Md. (Reitz Arena); 2--CAA Tournament, Wilmington, N.C. (Trask Coliseum)*

**1986-87**  
**Record: 4-23**  
**CAA: 1-11, 7th place**

N28 Coppin State	W	91-38
N29 Wake Forest	L	67-59
D2 Virginia Wesleyan	W	72-59
D5 Princeton <sup>1</sup>	L	66-52
D6 Richmond <sup>1</sup>	L	77-71
D20 at George Washington	L	70-48
D31 at VCU	L	66-47
J2 • at Richmond	W	58-56
J5 Manhattan	L	62-48
J7 at Virginia Tech	L	56-50
J10 • UNC Wilmington	L	94-68
J12 • East Carolina	L	74-50
J15 at Hampton	L	78-47
J17 • at James Madison	L	77-55
J19 George Mason	L	72-56
J24 • Navy	L	67-58
J28 at Georgetown	L	57-43
J31 • Richmond	L	71-65
F2 • at George Mason	L	78-65
F4 Longwood	W	68-55
F7 • at UNC Wilmington	L	66-59
F9 • at East Carolina	L	67-41
F13 • James Madison	L	92-38
F18 • American	L	83-64
F20 VCU	L	74-52
F23 • at American	L	84-58
F27 East Carolina <sup>2</sup>	L	65-43

*1-Princeton Invitational, Princeton, N.J. (Dillon Gym); 2-CAA Tournament, Harrisonburg, Va. (JMU Convocation Center)*

**1987-88**  
**Record: 8-19**  
**CAA: 2-10, 7th place**

N27 Winthrop <sup>1</sup>	W	80-64
N28 ETSU <sup>1</sup>	W	69-56
D1 at Virginia Wesleyan	W	75-64
D4 vs. Akron <sup>2</sup>	L	70-60
D5 vs. Chicago State <sup>2</sup>	W	65-60
D18 Virginia Tech	L	58-51
D29 at Maine <sup>3</sup>	L	71-69
D30 vs. Massachusetts <sup>3</sup>	L	87-65
J5 • at American	L	66-52
J7 at VCU	L	97-59

J13 Morgan State	W	63-49
J16 • James Madison	L	71-47
J18 Randolph-Macon	W	65-46
J20 • at George Mason	W	63-62
J23 • at UNC Wilmington	L	69-53
J25 • at East Carolina	L	68-63
J28 Georgetown	L	58-54
J32 at Md.-Balt. County	L	59-50
F6 • American	L	61-58
F13 • at James Madison	L	83-67
F17 • George Mason	L	62-50
F20 • UNC Wilmington	L	74-67
F22 • East Carolina	W	67-62
F24 VCU	L	65-61
F26 • Richmond	L	66-56
M4 • at Richmond	L	70-43
M10Richmond <sup>4</sup>	L	54-40

*1-William and Mary Invitational, Williamsburg, Va. (William and Mary Hall); 2-Wake Forest Invitational, Winston-Salem, N.C. (Lawrence-Joel Coliseum); 3-Maine Invitational, Orono, Maine (Alford Arena); 4-CAA Tournament, Washington, D.C. (Bender Arena)*

**1988-89**  
**Record: 4-23**  
**CAA: 0-12, 7th place**

N26 vs. Md. E. Shore <sup>1</sup>	W	68-46
N27 at VCU <sup>1</sup>	L	79-60
N29 at Liberty	L	78-68
D5 at Duke	L	65-47
D9 Virginia Wesleyan	W	59-46
D29 SW Louisiana <sup>2</sup>	W	66-63
D30 Furman <sup>2</sup>	L	74-67
D31 New Hampshire <sup>2</sup>	L	63-49
J4 Loyola (MD)	W	57-48
J7 at East Carolina	L	77-50
J9 • at UNC Wilmington	L	78-76
J12 Mount St. Mary's	L	89-72
J14 • American	L	70-66
J16 at Longwood	L	73-70
J19 UNC Greensboro	L	73-59
J21 • at James Madison	L	75-30
J25 • George Mason	L	69-52
J28 • at Richmond	L	72-62
J30 at Georgetown	L	64-53
F1 • East Carolina	L	74-61
F4 • UNC Wilmington	L	73-52
F8 • at American	L	71-65
F14 Liberty	L	78-76
F22 • at George Mason	L	70-54
F25 • Richmond	L	77-38
M4 • James Madison	L	88-54
M9 Richmond <sup>3</sup>	L	65-54

*1-VCU Invitational, Richmond, Va. (Franklin Street Gym); 2-Central Florida Holiday Classic, Orlando, Fla., (UCF Gymnasium); 3-CAA Tournament, Williamsburg, Va. (William and Mary Hall)*

**1989-90**  
**Record: 12-15**  
**CAA: 4-8, 4th place**

N25 vs. Marist <sup>1</sup>	L	70-67
N26 vs. Drexel <sup>1</sup>	W	59-51
N29 VCU	W	64-60
D2 at ETSU (ot)	L	61-54
D7 at Liberty	W	69-53
D9 Duke	L	65-62
D30 at Loyola (Md.)	W	80-74
J4 at St. Francis (Pa.)	L	60-53
J6 • at American	L	53-50

J10 • at James Madison	L	65-49
J14 at Radford	W	60-59
J17 • George Mason (ot)	W	70-69
J20 • East Carolina	L	64-54
J22 • UNC Wilmington	W	66-61
J27 • Richmond	L	62-33
J31 • James Madison (ot)	L	65-57
F3 at Mount St. Mary's	L	73-66
F8 Brooklyn	W	65-51
F10 UNC Charlotte	L	71-59
F15 Liberty	W	73-55
F17 • at East Carolina	L	60-55
F19 • at UNC Wilmington	W	82-72
F21 Georgetown (ot)	W	71-64
F24 • at Richmond	L	58-41
F28 • American	W	64-58
M3 • at George Mason	L	64-47
M8 George Mason <sup>2</sup>	L	68-61

*1-Seton Hall Tournament, South Orange, N.J. (Walsh Arena); 2-CAA Tournament, Richmond, Va., (Robins Center)*

**1990-91**  
**Record: 10-17**  
**CAA: 5-7, 4th place**

N23 vs. Florida <sup>1</sup>	L	52-50
N24 vs. Austin Peay <sup>1</sup>	W	59-54
N27 at VCU	L	62-51
D2 North Carolina	L	82-63
D4 Howard	L	68-58
D8 vs. Georgia Tech <sup>2</sup>	L	78-60
D9 at Pennsylvania <sup>2</sup>	L	75-57
D28 Loyola (Md.)	W	68-54
D30 Pittsburgh	L	68-57
J2 at Virginia Tech	L	75-60
J5 • James Madison	L	73-49
J9 • at George Mason	L	68-46
J12 • at Liberty	W	64-45
J16 • American	W	76-52
J19 • at East Carolina (ot)	L	79-76
J21 • at UNC Wilmington	W	60-50
J26 • at Richmond	L	72-57
J28 • at Towson	W	65-55
F6 • George Mason	L	67-54
F9 at Georgetown	L	83-72
F13 • at American	W	91-75
F16 • East Carolina	W	51-49
F18 • UNC Wilmington	W	71-57
F23 • Richmond	L	68-50
F27 Liberty	W	65-54
M1 • at James Madison	L	64-41
M7 East Carolina <sup>3</sup>	L	70-56

*1-Marquette Invitational, Milwaukee, Wisc. (Bradley Center); 2-Penn Tournament (The Palestra); 3-CAA Tournament, Harrisonburg, Va. (JMU Convocation Center)*

**1991-92**  
**Record: 7-20**  
**CAA: 3-11, 7th place**

N26 at North Carolina	L	89-39
N29 at St. Joseph's <sup>1</sup>	L	73-54
N30 vs. Delaware <sup>1</sup>	L	75-65
D4 VCU	L	76-51
D7 Mount St. Mary's	W	75-67
D31 at Md. E.-Shore	L	60-49
J2 at George Washington	L	103-41
J4 • Old Dominion	L	70-51
J6 Virginia Tech	L	62-42
J8 • at East Carolina	L	80-75
J11 • American (2 ot)	L	70-69
J15 • at George Mason	L	65-61
J18 • Richmond	L	74-55

# YEAR-BY-YEAR RESULTS



J22 • at James Madison (ot)	L	63-61
J25 • UNC Wilmington	W	63-60
F8 • at American	L	77-63
F10 at Howard	L	73-67
F12 • George Mason	L	62-51
F15 Radford (ot)	W	83-80
F17 Coppin State	W	52-44
F19 • James Madison	W	67-62
F22 • at UNC Wilmington	W	75-68
F26 • East Carolina (ot)	L	84-79
F29 • at Old Dominion	L	64-56
M2 • at Navy	W	70-63
M5 • at Richmond	L	73-58
M12 Richmond <sup>2</sup>	L	63-55

*1-Texaco Hawk Classic, Philadelphia, Pa. (Alumni Memorial Fieldhouse); 2-CAA Tournament, Norfolk, Va., (ODU Fieldhouse)*

**1992-93**

**Record: 11-17**

**CAA: 3-11, 7th place**

D4 at Virginia <sup>1</sup>	L	82-40
D5 San Francisco <sup>1</sup>	L	78-62
D19 at Navy <sup>2</sup>	W	55-40
D20 Princeton <sup>2</sup>	W	57-55
D22 at VCU	L	64-61
D29 Manhattan <sup>3</sup>	L	63-57
D30 Colgate <sup>3</sup>	W	73-36
J4 at Loyola (Md.)	W	50-45
J6 at Mount St. Mary's	L	66-50
J9 St. Bonaventure	W	68-65
J12 • at Richmond	L	57-54
J15 • American	L	76-70
J17 • George Mason	L	56-53
J20 Md. E.-Shore	W	78-57
J22 • James Madison	L	55-49
J29 • UNC Wilmington	W	79-61
J31 • East Carolina	L	62-60
F3 • Old Dominion	L	64-48
F12 • at American	L	78-68
F14 • at George Mason	L	72-67
F19 • at James Madison	L	66-64
F21 • Richmond	W	74-62
F26 • at UNC Wilmington	W	85-65
F28 • at East Carolina	L	81-73
M5 • at Old Dominion	L	79-52
M12 James Madison <sup>4</sup>	W	60-58
M13 American <sup>4</sup>	W	83-60
M14 Old Dominion <sup>4</sup>	L	65-51

*1-Cavalier Classic, Charlottesville, Va. (University Hall); 2-Naval Academy Classic, Annapolis, Md. (Halsey Field House); 3-Dartmouth Classic, Hanover, N.H. (Leele Arena); 4-CAA Tournament, Norfolk, Va. (ODU Fieldhouse)*

**1993-94**

**Record: 20-8**

**CAA: 9-5, 3rd place (tie)**

N27 Harvard	W	100-63
N30 Navy	W	90-50
D4 Houston <sup>1</sup>	L	83-69
D5 Drexel <sup>1</sup>	W	78-62
D18 Charleston Southern	W	92-58
D29 Appalachian State <sup>2</sup>	L	80-63
D30 Colgate <sup>2</sup>	W	76-58
J6 Delaware State	W	73-53
J11 at Davidson	W	69-51
J14 • at James Madison	L	67-62
J16 • at Richmond	W	68-55
J20 • East Carolina	W	82-59
J23 • UNC Wilmington	W	67-48

J27 • at American	W	65-54
J30 • George Mason	W	66-65
F3 • at Old Dominion	L	67-41
F5 VCU	W	82-71
F7 Loyola	W	75-62
F11 • James Madison	L	63-59
F13 • Richmond	L	73-56
F15 • Mount St. Mary's	W	83-67
F18 • at East Carolina	W	66-54
F20 • at UNC Wilmington	W	61-56
F24 • American	W	75-69
F27 • at George Mason	W	78-76
M3 • Old Dominion	L	64-51
M10 Richmond <sup>3</sup>	W	76-62
M11 Old Dominion <sup>3</sup>	L	88-66

*1-Big Apple Classic, Riverdale, N.Y. (Draddy Gymnasium); 2-Diamond Club Classic, Blacksburg, Va. (Cassell Coliseum); 3-CAA Tournament, Harrisonburg, Va. (JMU Convocation Center)*

**1994-95**

**Record: 8-21**

**CAA: 3-11, 3rd (tie)**

N26 at Harvard	L	77-71
N27 at Boston University	L	64-40
N30 Coppin State	L	69-66
D3 Campbell	W	62-44
D19 vs. Providence <sup>1</sup>	L	73-58
D20 vs. Army <sup>1</sup>	W	62-59
D21 vs. AK-Anchorage <sup>1</sup>	W	67-60
D28 at Maryland <sup>2</sup>	L	85-52
D29 vs. George Mason <sup>2</sup>	L	83-71
J2 Virginia Tech	L	72-53
J6 Davidson	W	83-65
J9 at Md. Balt.-County	L	53-51
J12 • at George Mason	L	62-58
J15 • at American	L	63-55
J19 • James Madison	L	64-47
J22 • at Richmond	W	73-63
J29 • UNC Wilmington	W	71-46
F1 • East Carolina	W	79-64
F5 • Old Dominion	L	77-36
F10 • American	L	75-58
F12 • George Mason	W	75-56
F16 • at James Madison	L	81-57
F19 • Richmond	L	64-54
F21 • at VCU	L	50-46
F24 • at East Carolina	L	64-61
F26 • at UNC Wilmington	L	58-57
M4 • at Old Dominion	L	81-58
M9 • George Mason <sup>3</sup>	W	62-56
M10 Old Dominion <sup>3</sup>	L	96-37

*1-Northern Lights Tournament, Anchorage, Alaska (Sullivan Arena); 2-Maryland Dial Classic, College Park, Md. (Cole Field House); 3-CAA Tournament, Norfolk, Va. (ODU Fieldhouse)*

**1995-96**

**Record: 14-13**

**CAA: 6-10, 6th place (tie)**

N29 at Delaware State	W	61-45
D2 Boston University	W	64-53
D17 at Coppin State	L	65-57
D20 Hampton	W	71-55
D28 vs. Oklahoma State <sup>1</sup>	L	75-42
D29 vs. Furman <sup>1</sup>	W	67-62
D30 vs. Temple <sup>1</sup>	W	66-55
J3 Md. Balt.-County	W	72-40
J5 • American (ot)	L	65-59
J9 at Winthrop	W	72-55
J12 • at VCU	L	89-80

J16 • George Mason	L	66-58
J19 • UNC Wilmington	W	61-50
J21 • Richmond	W	68-46
J26 • East Carolina	W	66-53
J28 • James Madison	W	58-48
F2 • at Old Dominion	L	105-50
F4 • at UNC Wilmington	W	67-43
F9 • at American	L	75-72
F11 • at George Mason	L	57-55
F14 at Lafayette	W	64-47
F16 • VCU	L	74-66
F22 • at Richmond	L	57-51
F25 • at James Madison	L	84-66
M1 • at East Carolina	W	59-43
M3 • Old Dominion	L	86-44
M7 vs. George Mason <sup>2</sup>	L	80-69

*1-Central Florida Tournament, Orlando, Fla. (UCF Arena); 2-CAA Tournament, Norfolk, Va. (ODU Fieldhouse)*

**1996-97**

**Record: 7-20**

**CAA: 3-13, 9th place**

N23 at North Carolina	L	78-37
N27 Lafayette	L	77-67
D1 Hofstra	W	74-55
D5 Wingate	W	89-76
D22 Winthrop	W	62-58
D29 at Georgia Tech <sup>1</sup>	L	78-53
D30 vs. Mount. St. Mary's <sup>1</sup>	L	81-79
J3 • at East Carolina	L	60-59
J5 • George Mason	L	60-58
J8 at Monmouth	L	70-67
J10 • American	L	76-64
J12 • at Old Dominion	L	79-36
J14 at Hampton	L	58-55
J17 • VCU	W	73-56
J19 • at Richmond	L	64-59
J26 • James Madison	L	76-59
J31 • at UNC Wilmington	L	83-78
F7 • East Carolina	W	75-51
F9 • at James Madison	L	78-57
F11 • at VCU	L	89-54
F14 • Richmond	L	95-76
F16 • Old Dominion	L	96-36
F18 • UNC Wilmington	W	68-38
F21 • at George Mason	L	75-57
F23 • at American	L	80-70
F26 vs. UNC Wilmington <sup>2</sup>	W	78-63
F27 vs Old Dominion <sup>2</sup>	L	101-35

*1-Georgia Tech Invitational, Atlanta, Ga. (Alexander Memorial Coliseum); 2-CAA Tournament, Richmond, Va. (Richmond Coliseum)*

**1997-98**

**Record: 10-17**

**CAA: 3-13, 9th place**

N16 at Virginia	L	71-57
N22 at Wingate	W	88-71
N26 Winthrop	W	87-61
N28 at New Orleans <sup>1</sup>	W	78-65
N29 Texas Christian <sup>1</sup>	L	74-63
D3 • Old Dominion	L	94-53
D6 Monmouth	L	74-72
D20 College of Charleston	W	77-56
D22 at Hofstra	W	53-46
D30 at St. Francis <sup>2</sup>	W	77-48
D31 Towson <sup>2</sup>	W	68-62
J2 • Richmond	L	76-60
J4 • at VCU	L	79-70
J6 • East Carolina	L	66-59
J11 • at James Madison	L	62-52

J16 • at UNC Wilmington	W	68-55
J23 • at George Mason	L	72-61
J25 • American	L	72-67
J30 • VCU	L	79-64
F1 • at Richmond	L	92-81
F6 • James Madison	L	78-48
F8 • UNC Wilmington	W	77-66
F13 • at East Carolina	W	45-43
F15 • George Mason	L	76-62
F20 • at Old Dominion	L	110-51
F22 • at American	L	77-72
F25 East Carolina <sup>3</sup>	L	68-59

*1-New Orleans Tournament, New Orleans, La. (Kiefer Lakefront Arena); 2-St. Francis Tournament, Loretto, Pa. (DeGol Arena); 3-CAA Tournament, Richmond, Va. (Richmond Coliseum)*

**1998-99**

**Record: 15-13**

**CAA: 8-8, 4th place**

N13 at Winthrop	W	61-49
N15 at College of Charleston	W	65-52
N19 at George Washington	L	69-48
N22 High Point	W	70-61
N25 Elon	W	71-54
N29 at Mount St. Mary's	W	83-78
D2 Norfolk State	W	71-59
D5 • James Madison	W	80-61
D21 vs. St. Francis <sup>1</sup>	L	70-66
D28 at Fla. International <sup>2</sup>	L	69-44
D29 vs. Lehigh <sup>2</sup>	W	59-37
J3 • American	W	79-64
J8 • at East Carolina	L	71-59
J10 • at UNC Wilmington	L	57-54
J15 • Richmond	L	79-74
J17 • at George Mason	L	71-65
J22 • VCU (3 ot)	L	83-77
J26 • Old Dominion	L	75-43
J29 • at American	W	59-51
J31 • at Richmond	L	70-63
F5 • East Carolina	W	77-57
F12 • at James Madison	W	55-53
F16 • at Old Dominion	L	90-57
F19 • George Mason	W	64-50
F21 • at VCU	W	69-52
F28 • UNC Wilmington	W	58-50
M4 vs. VCU <sup>3</sup>	L	65-54

*1-at Fairfax, Va. (Patriot Center); 2-Florida International Holiday Classic (Golden Panther Arena); 3-CAA Tournament, Norfolk, Va. (ODU Field House)*

**1999-00**

**Record: 6-21**

**CAA: 1-15, 9th place**

N19 at High Point	W	61-59
N21 at Elon	W	62-56
N27 vs. Wagner <sup>1</sup>	L	65-60
N28 at Lehigh <sup>1</sup>	L	69-60
D2 Virginia	L	71-42
D5 Mount St. Mary's	L	76-63
D18 Howard	W	77-61
D28 at Dartmouth <sup>2</sup>	W	79-66
D29 vs. Massachusetts <sup>2</sup>	W	60-54
J9 • at UNC Wilmington	L	58-50
J12 at Norfolk State	L	55-52
J14 • at East Carolina	L	69-62
J16 • at VCU	L	77-59
J21 • Richmond (ot)	L	90-82
J23 • James Madison	L	66-63
J28 • at Old Dominion	L	96-44
J30 • American	L	71-62



# YEAR-BY-YEAR RESULTS

F4 • at George Mason L 79-58  
 F11 • VCU L 80-51  
 F13 • East Carolina L 62-46  
 F18 • Old Dominion L 85-43  
 F20 • at James Madison L 74-50  
 F25 • at Richmond L 88-76  
 F27 • UNC Wilmington L 65-59  
 M1 • at American L 84-66  
 M5 • George Mason W 72-66  
 M8 vs. George Mason<sup>3</sup> L 84-75  
*1-Lehigh Thanksgiving Classic, Bethlehem, Pa. (Stabler Gymnasium); 2-Dartmouth Christmas Classic, Hanover, N.H. (Leede Arena); 3-CAA Tournament, Richmond, Va. (Richmond Coliseum)*

**2000-01**

**Record: 10-19**

**CAA: 5-11, 7th place**

N18 at Duke L 81-46  
 N21 Gardner-Webb W 72-64  
 N24 vs. Butler<sup>1</sup> L 65-51  
 N25 vs. Howard<sup>1</sup> L 66-54  
 N29 Norfolk State W 54-37  
 D2 UNC Asheville L 63-59  
 D10 Davidson W 86-53  
 D27 at Tulane<sup>2</sup> L 69-51  
 D28 Long Beach State<sup>2</sup> L 73-61  
 D31 Loyola L 53-50  
 J2 Army W 70-55  
 J4 • at American W 77-57  
 J7 • at East Carolina (ot) L 76-74  
 J12 • at Old Dominion L 68-46  
 J18 • VCU L 79-68  
 J21 • George Mason L 72-65  
 J25 • at Richmond W 78-69  
 J28 • James Madison (ot) L 68-66  
 F1 • at UNC Wilmington W 42-41  
 F4 • American W 58-53  
 F8 • Richmond L 72-65  
 F11 • at VCU L 66-52  
 F15 • at George Mason L 55-41  
 F22 • Old Dominion L 78-32  
 F25 • at James Madison L 81-57  
 F28 • East Carolina \* L 59-56  
 M2 • UNC Wilmington W 54-46  
 M8 vs. VCU<sup>3</sup> W 67-60  
 M9 at Old Dominion<sup>3</sup> L 62-49  
*1-Coors Classic, Boulder, Colo. (Coors Events Center); 2-Tulane DoubleTree Classic, New Orleans, La. (Fogleman Arena); 3-CAA Tournament, Norfolk, Va. (ODU Field House)*

**2001-02**

**Record: 12-17**

**CAA: 5-13, 9th place**

N16 at Pittsburgh W 77-72  
 N23 at Pepperdine<sup>1</sup> L 84-71  
 N24 vs. Louisville<sup>1</sup> L 89-67  
 N29 at Richmond W 88-85  
 D2 Iona W 65-47  
 D7 at Gardner Webb W 77-66  
 D22 at Loyola L 60-59  
 D29 UNC Asheville W 96-69  
 J1 • Old Dominion L 105-47  
 J3 American W 87-70  
 J5 • Towson W 79-57  
 J8 • at UNC Wilmington L 67-51  
 J11 • George Mason L 69-65  
 J13 • James Madison L 66-51  
 J18 • Drexel W 75-71  
 J20 • Hofstra L 85-81

J24 • at VCU L 85-74  
 J27 • at Delaware (2ot) L 80-77  
 J31 • at Towson W 54-49  
 F3 • UNC Wilmington W 65-38  
 F7 • at James Madison L 69-49  
 F10 • at George Mason L 80-67  
 F14 • VCU L 90-82  
 F17 • Delaware L 60-52  
 F22 • at Drexel W 67-61  
 F24 • at Hofstra L 70-67  
 M1 • at Old Dominion L 70-36  
 M6 vs. Hofstra<sup>2</sup> W 77-69  
 M7 at Old Dominion<sup>2</sup> L 73-52  
*1-Pepperdine Thanksgiving Classic, Malibu, Calif. (Firestone Fieldhouse); 2-CAA Tournament, Norfolk, Va. (ODU Fieldhouse)*

**2002-03**

**Record: 8-20**

**CAA: 4-14, 9th place (tie)**

N23 Elon W 66-40  
 N26 at American L 80-65  
 N29 at New Mexico<sup>1</sup> L 79-61  
 N30 vs. UC-Irvine<sup>1</sup> L 70-61  
 D4 at Norfolk State W 62-49  
 D6 Gardner-Webb W 84-56  
 D20 Richmond L 75-62  
 D28 at Miami (Fla.)<sup>2</sup> L 85-57  
 D29 vs. Cleveland State<sup>2</sup> W 78-71  
 J3 • at Drexel (ot) L 81-76  
 J10 • at George Mason \* L 64-48  
 J13 • Drexel L 57-46  
 J16 • at VCU L 68-65  
 J19 • at James Madison (ot) L 71-67  
 J23 • Hofstra W 59-53  
 J26 • at Delaware L 70-55  
 J30 • Towson W 66-43  
 F2 • UNC Wilmington L 59-44  
 F6 • at Towson W 62-35  
 F8 • at Hofstra L 80-78  
 F13 • James Madison L 78-73  
 F16 • Delaware (ot) L 62-60  
 F20 • at UNC Wilmington L 76-51  
 F27 • George Mason L 66-53  
 M2 • at Old Dominion L 83-44  
 M6 • VCU W 73-67  
 M9 • Old Dominion L 67-49  
 M12 Hofstra<sup>3</sup> L 69-66  
*1-Holiday Inn/Mountain View Invitational, Albuquerque, N.M. (The Pit); 2-Miami Christmas Classic, Coral Gables, Fla. (Miami Arena); 3-CAA Tournament, Norfolk, Va. (Ted Constant Convocation Center)*

**2003-04**

**Record: 11-18**

**CAA: 6-12, 9th place**

N21 • Old Dominion L 75-58  
 N23 at Elon L 57-49  
 N28 at Rhode Island<sup>1</sup> L 68-59  
 N29 vs. Howard<sup>1</sup> W 88-79  
 D3 Norfolk State W 69-50  
 D7 Vermont (ot) L 75-72  
 D20 American W 72-58  
 D28 at Richmond L 87-58  
 D30 at Georgia Tech<sup>2</sup> L 67-57  
 D31 vs. Charleston So.<sup>2</sup> W 77-52  
 J9 • Delaware W 68-56  
 J11 • Hofstra L 76-67  
 J15 • at UNC Wilmington L 64-50  
 J18 • James Madison W 71-68  
 J23 • at Drexel L 92-61

J25 • at Towson W 71-60  
 J29 • George Mason L 64-54  
 F1 • VCU L 83-74  
 F5 • at Hofstra L 87-66  
 F8 • at Delaware W 55-49  
 F13 • Drexel L 63-49  
 F15 • at George Mason L 70-43  
 F20 • UNC Wilmington W 70-63  
 F22 • at James Madison L 71-58  
 F26 • Towson \* W 53-50  
 F29 • at VCU L 82-61  
 M4 • at Old Dominion L 79-45  
 M10 vs. Drexel<sup>3</sup> W 80-70  
 M11 at Old Dominion<sup>3</sup> L 86-52  
*1-Newport Harbor Hotel and Marina Thanksgiving Classic, Kingston, R.I. (Ryan Center); 2-Atlanta Marriot NW Holiday Invitational, Atlanta, Ga. (Alexander Memorial Coliseum); 3-CAA Tournament, Norfolk, Va. (Ted Constant Convocation Center)*

**2004-05**

**Record: 4-24**

**CAA: 2-16, 10th place**

N21 at American L 78-59  
 N23 Longwood L 60-46  
 N26 at San Francisco<sup>1</sup> L 79-48  
 N27 UC-Riverside<sup>1</sup> L 66-56  
 D1 at Norfolk State W 68-60  
 D3 • James Madison L 61-42  
 D18 vs. Indiana State<sup>2</sup> L 96-77  
 D19 at South Florida<sup>2</sup> L 74-23  
 D28 Liberty L 70-47  
 D30 Hampton W 67-52  
 J6 • UNC Wilmington W 55-48  
 J9 • at George Mason L 81-69  
 J14 • Hofstra L 78-70  
 J16 • at VCU W 62-54  
 J20 • at Old Dominion L 77-59  
 J23 • Drexel L 73-63  
 J27 • at Delaware L 67-40  
 J30 • Towson L 62-51  
 F3 • at UNC Wilmington (ot) L 70-67  
 F6 • at Hofstra L 79-63  
 F11 • George Mason L 69-51  
 F13 • at James Madison L 66-61  
 F17 • Delaware L 68-53  
 F20 • Old Dominion L 68-50  
 F24 • VCU L 72-61  
 F27 • at Drexel L 56-45  
 M3 • at Towson L 67-52  
 M9 vs. Hofstra<sup>3</sup> L 68-52  
*1-Odwalla Classic, San Francisco, Calif. (War Memorial Gymnasium); 2-Image Depot Shootout, Tampa, Fla. (USF Sun Dome); 3-CAA Tournament, Fairfax, Va. (Patriot Center)*

**2005-06**

**Record: 15-13**

**CAA: 11-7, 5th place**

N18 vs. Pittsburgh<sup>1</sup> L 76-49  
 N19 vs. Colgate<sup>1</sup> W 64-62  
 N23 Norfolk State W 70-43  
 N26 at Liberty L 73-56  
 N29 at Longwood W 82-58  
 D2 Mount Saint Mary's (ot) L 84-75  
 D4 • at UNC Wilmington L 52-45  
 D17 at Hampton W 66-57  
 D30 at Vanderbilt L 92-66  
 J2 High Point L 71-61  
 J6 • at Georgia State W 75-61

J8 • Old Dominion L 77-68  
 J13 • at Drexel W 58-50  
 J15 • at George Mason L 70-51  
 J20 • VCU W 55-52  
 J22 • Delaware W 73-62  
 J27 • at Towson W 51-33  
 J29 • at James Madison L 73-49  
 J3 • Hofstra W 69-62  
 F5 • George Mason L 58-55  
 F10 • at Northeastern W 58-54  
 F12 • at VCU W 70-66  
 F17 • Georgia State W 78-50  
 2/19 • James Madison W 82-70  
 2/24 • UNC Wilmington W 63-61  
 2/26 • at Old Dominion L 85-33  
 3/2 • Drexel L 64-44  
 3/8 vs. Georgia State<sup>2</sup> L 81-66  
*1-TD Banknorth Classic, Burlington, Vt. (Patrick Gym); 2-CAA Tournament, Fairfax, Va. (Patriot Center)*

**2006-07**

**Record: 19-12**

**CAA: 10-8, 5th place**

N11 at Maine L 66-46  
 N 16 at Richmond W 67-54  
 N 19 North Texas W 64-58  
 N 21 Longwood W 70-27  
 N 26 at High Point L 74-62  
 N 28 at Virginia Tech W 64-41  
 D 3 • Towson L 66-59  
 D 8 at Mt. St. Mary's (ot) L 66-58  
 D 10 Howard W 78-63  
 D 21 at Norfolk State W 73-58  
 D 29 Radford W 54-47  
 J 2 at Duquesne W 59-54  
 J 4 • at Drexel W 48-43  
 J 7 • George Mason W 47-46  
 J 11 • UNC Wilmington W 60-50  
 J 14 • at James Madison L 76-51  
 J 18 • at Delaware L 68-55  
 J 21 • Northeastern W 58-49  
 J 25 • at Georgia State W 77-76  
 J 28 • at Old Dominion L 63-47  
 F 1 • Drexel W 75-50  
 F 4 • James Madison L 72-59  
 F 7 • at Hofstra L 62-56  
 F 11 • at UNC Wilmington W 56-38  
 F 15 • at VCU L 68-54  
 F 18 • Old Dominion L 56-52  
 F 22 • Georgia State (ot) W 55-53  
 F 25 • at George Mason W 65-56  
 M 1 • VCU W 75-53  
 M 8 vs. George Mason<sup>1</sup> W 79-69  
 M 9 vs. Hofstra<sup>1</sup> L 71-46  
*1-CAA Tournament, Newark, Del. (Frank Acierno Arena)*

**• Conference Game**

# OPPONENT SERIES



**Akron** 0-1  
12/4/87 L 70-60 N

**Alabama-Birmingham** 0-1  
1978-79 L 84-60 H

**Alaska-Anchorage** 1-0  
12/21/94 W 67-60 A

**American** 13-26

12/8/84	L	77-45	A
2/25/85	W	65-56	H
1/27/86	L	77-56	A
2/24/86	L	85-67	H
2/18/87	L	83-64	H
2/23/87	L	84-58	A
1/5/88	L	66-52	A
2/6/88	L	61-58	H
1/14/89	L	70-66	H
2/8/89	L	71-65	A
1/6/90	L	53-50	A
2/28/90	W	64-58	H
1/16/91	W	76-52	H
2/13/91	W	91-75	A
1/11/92	L (2ot)	70-69	H
2/8/92	L	77-63	A
1/15/93	L	76-70	H
2/12/93	L	78-68	A
3/13/93	W	83-60	N
1/27/94	W	65-54	A
2/24/94	W	75-69	H
1/15/95	L	63-55	A
2/10/95	L	75-58	H
1/5/96	L (ot)	65-59	H
2/9/96	L	75-72	A
1/10/97	L	76-64	H
2/23/97	L	80-70	A
1/25/98	L	72-67	H
2/22/98	L	77-72	A
1/3/99	W	79-64	H
1/29/99	W	59-51	A
1/30/00	L	71-62	H
3/1/00	L	84-66	A
1/4/01	W	77-57	A
2/4/01	W	58-53	H
1/3/02	W	87-70	H
11/26/02	L	80-65	A
12/20/03	W	72-58	H
11/21/04	L	78-59	A

**Appalachian State** 0-2  
12/21/84 L 78-39 H  
12/29/93 L 80-63 N

**Army** 3-0  
1/17/82 W 57-52 N  
12/20/94 W 62-59 N  
1/2/01 W 70-55 H

**Austin Peay** 1-0  
11/24/90 W 59-54 N

**Averett** N/A  
1976-77 N/A N/A H

**Bellarmine** 0-1  
1978-79 L 50-48 N

**Brooklyn** 1-1  
12/6/85 L 61-57 N  
2/8/90 W 65-51 H

**Brown** 0-1  
1/4/84 L 66-59 H

**Boston University** 1-1  
11/27/94 L 64-40 A  
12/2/95 W 64-53 H

**Bridgewater** 4-1  
1972-73 L 51-33 N  
1976-77 N/A N/A H  
1978-79 W 68-61 A  
2/6/81 W 74-63 H  
2/5/82 W 62-58 A  
1/20/84 W 63-50 A

**Bucknell** 1-0  
11/26/82 W 83-43 N

**Butler** 0-1  
11/24/00 L 65-51 N

**C. W. Post** 0-2  
1/30/82 L 53-50 N  
1/29/83 L 68-52 N

**Campbell** 1-0  
12/3/94 W 62-44 H

**Charleston Southern** 1-0  
12/18/93 W 92-58 H

**Chicago State** 1-0  
12/5/87 W 65-60 N

**Christopher Newport** 8-1  
1971-72 W N/A H  
1971-72 W N/A A  
1975-76 W 73-47 A  
1976-77 N/A N/A H  
1978-79 W 67-38 H  
1979-80 W 74-58 A  
11/25/80 W 66-58 H  
1/12/82 W 89-32 A  
2/8/83 L 60-55 H  
11/29/83 W 46-43 A

**Clemson** 0-1  
1978-79 L 102-49 A

**Cleveland State** 1-0  
12/29/02 W 78-71 N

**Clinch Valley** 0-1  
1976-77 L 69-66 H

**Coastal Carolina** 1-0  
1/30/81 W 73-62 A

**Colgate** 3-0  
12/30/92 W 73-36 N  
12/30/93 W 76-58 N  
11/19/05 W 64-62 N

**College of Charleston** 3-0  
12/20/97 W 77-56 H  
11/15/98 W 65-52 A  
12/31/03 W 77-52 N

**Coppin State** 2-2  
11/28/86 W 91-38 H  
2/17/92 W 52-44 H  
11/30/94 L 69-66 H  
12/17/95 L 65-57 A

**Dartmouth** 2-1  
12/18/81 W 59-47 H  
1/16/82 L 61-53 A

12/28/99 W 79-66 A

**Davidson** 3-0  
1/11/94 W 69-51 A  
1/6/95 W 83-65 H  
12/10/00 W 86-53 H

**Davis & Elkins** 0-1  
1/14/84 L 71-60 A

**Delaware** 3-9  
12/6/80 L 66-52 N  
11/30/91 L 75-65 N  
1/27/02 L (2ot) 80-77 A  
2/17/02 L 60-52 H  
1/26/03 L 70-55 A  
2/16/03 L (ot) 62-60 H  
1/9/04 W 68-56 H  
2/8/04 W 55-49 A  
1/27/05 L 67-40 A  
2/17/05 L 68-53 H  
1/22/06 W 73-62 H  
1/18/07 L 55-68 A

**Delaware State** 2-0  
1/6/94 W 73-53 H  
11/29/95 W 61-45 A

**Drexel** 8-7  
11/26/89 W 59-51 N  
12/5/93 W 78-62 N  
1/18/02 W 75-71 H  
2/22/02 W 67-61 A  
1/3/03 L (ot) 81-76 A  
1/13/03 L 57-46 H  
1/23/04 L 92-61 A  
2/13/04 L 63-49 H  
3/10/04 W 80-70 N  
1/23/05 L 73-63 H  
2/27/05 L 56-45 A  
1/13/06 W 58-50 A  
3/2/06 L 64-44 H  
1/4/07 W 48-43 A  
2/1/07 W 75-50 H

**Duke** 0-4  
11/24/84 L 86-48 N  
12/5/88 L 65-47 A  
12/9/89 L 65-62 H  
11/18/00 L 81-46 A

**Duquesne** 0-1  
1/2/07 W 69-54 A

**East Carolina** 11-31  
1979-80 L 81-51 A  
1979-80 L 79-59 H  
1/17/81 L 108-49 A  
2/1/84 W 64-58 H  
1/12/85 L 86-51 H  
2/16/85 L 74-57 A  
1/13/86 L 89-54 A  
2/10/86 L 65-53 H  
3/1/86 L 84-56 N  
1/12/87 L 74-50 H  
2/9/87 L 67-41 A  
2/27/87 L 65-43 N  
1/25/88 L 68-63 A  
2/22/88 W 67-62 H  
1/7/89 L 77-50 A  
2/1/89 L 74-61 H  
1/20/90 L 64-54 H  
2/17/90 L 60-55 A  
1/19/91 L (ot) 79-76 A

2/16/91	W	51-49	H
3/7/91	L	70-56	N
1/8/92	L	80-75	A
2/26/92	L (ot)	84-79	H
1/31/93	L	62-60	H
2/28/93	L	81-73	A
1/20/94	W	82-59	H
2/18/94	W	66-54	A
2/5/95	W	79-64	H
2/24/95	L	64-61	A
1/26/96	W	66-53	H
3/1/96	W	59-43	A
1/3/97	L	60-59	A
2/7/97	W	75-51	H
1/6/98	L	66-59	H
2/13/98	W	45-43	A
2/25/98	L	69-59	N
1/8/99	L	71-59	A
2/5/99	W	77-57	H
1/14/00	L	69-62	A
2/13/00	L	62-46	H
1/7/01	L (ot)	76-74	A
2/28/01	L	59-56	H

**East Tennessee State** 1-1  
11/28/87 W 69-56 H  
12/2/89 L (ot) 61-54 A

**Eastern Mennonite** 1-0  
1976-77 N/A N/A A  
1978-79 W 65-46 A

**Elon** 3-1  
11/25/98 W 71-54 H  
11/21/99 W 62-56 A  
11/23/02 W 66-40 H  
11/23/03 L 57-49 A

**Emory & Henry** 2-0  
1974-75 W 68-52 N  
1978-79 W 95-56 N

**Florida** 0-1  
11/23/90 L 52-50 N

**Florida International** 0-1  
12/28/98 L 69-44 A

**Fort Bragg** 1-0  
1/28/83 W 98-72 N

**Francis Marion** 0-2  
1978-79 L 75-69 N  
1/27/83 L 99-69 N

**Furman** 1-1  
12/30/88 L 74-67 N  
12-29-95 W 67-62 N

**Gardner-Webb** 3-0  
11/21/00 W 72-64 H  
12/7/01 W 77-66 A  
12/6/02 W 84-56 H

**George Mason** 17-46  
1976-77 W 65-53 H  
1978-79 W 71-54 H  
1979-80 L 61-55 A  
1979-80 W 70-69 N  
12/3/80 L 75-70 H  
2/4/81 L 84-69 A  
3/6/81 W 85-74 N  
12/2/81 L 63-62 A  
2/3/82 L 73-64 H



**OPPONENT SERIES**

2/2/83	L	83-75	H
1/27/84	L	86-50	A
1/24/85	L	70-53	A
2/13/85	W	61-56	H
1/20/86	L	45-44	H
2/3/86	W	69-63	A
1/19/87	L	72-56	H
2/2/87	L	78-65	A
1/20/88	W	63-62	A
2/17/88	L	62-50	H
1/25/89	L	69-52	H
2/22/89	L	70-54	A
1/17/90	W (ot)	70-69	H
3/3/90	L	64-47	A
3/8/90	L	68-61	N
1/9/91	L	68-48	A
2/6/91	L	67-54	H
1/15/92	L	65-61	A
2/12/92	L	62-51	H
1/17/93	L	56-53	H
2/14/93	L	72-67	A
1/30/94	W	66-65	H
2/27/94	W	78-76	A
12/29/94	L	83-71	N
1/12/95	L	62-58	A
2/12/95	W	75-56	H
3/9/95	W	62-56	H
1/16/96	L	66-58	H
2/11/96	L	57-55	A
3/7/96	L	80-69	N
1/5/97	L	60-58	H
2/21/97	L	75-57	A
1/23/98	L	72-61	A
2/15/98	L	76-62	H
1/17/99	L	71-65	A
2/19/99	W	64-50	H
2/4/00	L	79-58	A
3/5/00	W	72-66	H
3/8/00	L	84-75	N
1/21/01	L	72-65	H
2/15/01	L	55-41	A
1/11/02	L	69-65	H
2/10/02	L	80-67	A
1/10/03	L	64-48	A
2/27/03	L	66-53	H
1/29/04	L	64-54	H
2/15/04	L	70-43	A
1/9/05	L	81-69	A
2/11/05	L	69-51	H
1/15/06	L	70-51	A
2/5/06	L	58-55	H
1/7/07	W	47-46	H
2/25/07	W	65-56	A
3/8/07	W	79-69	N

<b>George Washington 1-6</b>			
1978-79	W	58-51	N
1979-80	L	91-73	A
12/5/80	L	73-60	A
12/20/85	L	82-55	H
12/20/86	L	70-48	A
1/2/92	L	103-41	A
11/19/98	L	69-48	A

<b>Georgetown 1-4</b>			
1/28/87	L	57-43	A
1/28/88	L	58-54	H
1/30/89	L	64-53	A
2/21/90	W (ot)	71-64	H
2/9/91	L	83-72	A

<b>Georgia Southern 0-1</b>			
11/26/83	L	57-44	A

<b>Georgia State 3-2</b>			
1/6/06	L	75-61	A
2/17/06	W	78-50	H
3/8/06	L	81-66	N
1/25/07	W	77-76	A
2/22/07	W (ot)	55-53	H

<b>Georgia Tech 0-3</b>			
12/8/90	L	78-60	N
12/29/96	L	78-53	A
12/30/03	L	67-57	A

<b>Harvard 1-2</b>			
11/27/82	L	56-54	A
11/27/93	W	100-63	H
11/26/94	L	77-71	A

<b>Hampton 10-7</b>			
1978-79	W	76-64	A
1978-79	W	67-58	N
1979-80	W	80-63	H
1/19/81	L	77-64	A
2/7/81	W	76-52	H
3/3/81	W	96-82	N
11/17/81	L	70-50	A
2/11/82	W	60-48	H
2/10/83	L	62-59	A
2/9/84	L	59-52	H
1/21/85	L	89-58	A
11/22/85	W	75-65	H
1/15/87	L	78-47	A
12/20/95	W	71-55	H
1/14/97	L	58-55	A
12/30/04	W	67-52	H
12/30/05	W	66-57	A

<b>High Point 2-3</b>			
1/31/81	L	71-61	N
11/22/98	W	70-61	H
11/19/99	W	61-59	A
1/2/06	L	71-61	H
11/26/06	L	74-62	A

<b>Hofstra 5-12</b>			
11/30/85	L	58-49	A
12/1/96	W	75-55	H
12/22/97	W	53-46	A
1/20/02	L	85-81	H
2/24/02	L	70-67	A
3/6/02	W	77-69	N
1/23/03	W	59-53	H
2/8/03	L	80-78	A
3/12/03	L	69-66	N
1/11/04	L	76-67	H
2/5/04	L	87-66	A
1/14/05	L	78-70	H
2/6/05	L	79-63	A
3/9/05	L	68-52	N
2/3/06	W	69-62	H
2/7/07	L	62-56	A
3/9/07	L	71-46	N

<b>Hollins 0-1</b>			
1971-72	L	N/A	N

<b>Houston 0-1</b>			
12/4/93	L	83-69	N

<b>Howard 3-3</b>			
12/4/90	L	68-58	H
2/10/92	L	73-67	A
12/18/99	W	77-61	H
11/25/00	L	66-54	N
11/29/03	W	88-79	N

12/10/06	W	78-63	H
----------	---	-------	---

<b>Indiana State 0-1</b>			
12/18/04	L	96-77	N

<b>Iona 1-0</b>			
12/2/01	W	65-47	H

<b>James Madison 13-46</b>			
1973-74	L	60-44	A
1974-75	L	68-56	A
1975-76	L	75-64	H
1976-77	W	60-58	A
1978-79	L	68-54	A
1979-80	W	63-59	H
2/14/81	W	75-53	A
2/24/82	W	85-73	H
2/27/83	W	47-40	A
2/27/84	W	55-53	H
3/2/84	L	73-43	N
1/26/85	L	73-47	H
2/2/85	L	70-46	A
3/1/85	L	68-48	N
1/18/86	L	70-44	H
2/15/86	L	76-45	A
1/17/87	L	77-55	A
2/13/87	L	92-38	H
1/16/88	L	71-47	H
2/13/88	L	83-67	A
1/21/89	L	73-30	A
3/4/89	L	88-54	H
1/10/90	L	65-49	A
1/31/90	L (ot)	65-57	H
1/5/91	L	73-49	H
3/1/91	L	64-41	A
1/22/92	L	63-61	A
2/19/92	W	67-62	H
1/22/93	L	55-49	H
2/19/93	L	66-64	A
3/12/93	W	60-58	N
1/14/94	L	67-62	A
2/11/94	L	63-59	H
1/19/95	L	64-47	H
2/16/95	L	81-57	A
1/28/96	W	58-48	H
2/25/96	L	84-66	A
1/26/97	L	76-59	H
2/9/97	L	78-57	A
1/11/98	L	62-52	A
2/6/98	L	78-48	H
12/5/98	W	80-61	H
2/12/99	W	55-53	A
1/23/00	L	66-63	H
2/20/00	L	74-50	A
1/28/01	L (ot)	68-66	H
2/25/01	L	81-57	A
1/13/02	L	66-61	H
2/7/02	L	69-49	A
1/19/03	L (ot)	71-67	A
2/13/03	L	78-73	H
1/18/04	W	71-68	H
2/22/04	L	71-58	A
12/3/04	L	61-42	H
2/13/05	L	66-61	A
1/29/06	L	73-49	A
2/19/06	W	82-70	H
1/14/07	L	76-51	A
2/4/07	L	72-59	H
<b>Lafayette 1-4</b>			
2/6/84	L	76-58	H
1/10/85	L	79-41	A
1/2/86	L	79-52	A
2/14/96	W	64-47	A

11/27/96	L	77-67	H
----------	---	-------	---

<b>Lehigh 1-2</b>			
1/3/86	L	74-51	A
12/29/98	W	59-37	N
11/28/99	L	69-60	A

<b>Lenoir-Rhyne 0-2</b>			
1979-80	L	90-65	A
1/29/81	L	102-59	N

<b>Liberty 11-7</b>			
1978-79	W	77-49	A
1979-80	W	72-66	H
11/21/80	W	76-64	A
2/21/81	W	71-64	H
11/21/81	L	49-42	A
2/20/82	W	62-50	H
2/19/83	W	70-63	H
3/5/83	W	62-59	N
2/17/84	L	66-51	A
12/1/84	L	75-59	H
11/29/88	L	78-68	A
2/14/89	L	78-76	H
12/7/89	W	69-53	A
2/15/90	W	73-55	H
1/12/91	W	64-45	A
2/27/91	W	65-54	H
12/28/04	L	70-47	H
11/26/05	L	73-56	A

<b>Long Beach State 0-1</b>			
12/28/00	L	73-61	H

<b>Longwood 13-9</b>			
1967-68	W	33-29	H
1972-73	L	55-46	A
1973-74	W	48-33	H
1974-75	L	63-47	A
1975-76	L	68-57	H
1976-77	N/A	N/A	H
1978-79	L	63-56	A
1979-80	W	68-55	H
1979-80	W	78-49	N
11/22/80	L	65-59	A
2/12/81	W	64-63	H
11/20/81	W	52-48	A
1/26/82	L	58-52	H
1/25/83	W (ot)	71-70	H
2/15/83	W	65-62	A
2/18/84	L	68-64	A
1/29/85	W	72-69	H
1/16/86	W	53-45	A
2/4/87	W	68-55	H
1/16/89	L	73-70	A
11/23/04	L	60-46	H
11/29/05	W	82-58	A
11/21/06	W	70-27	H

<b>Louisville 0-1</b>			
11/24/01	L	89-67	N

<b>Loyola 5-3</b>			
1/5/85	L	56-55	H
1/4/89	W	57-48	H
12/30/89	W	80-74	A
12/28/90	W	68-54	H
1/4/93	W	50-45	A
2/7/94	W	75-62	H
12/31/00	L	53-50	H
12/22/01	L	60-59	A

<b>Lynchburg 3-1</b>			
1967-68	L	79-31	A



# OPPONENT SERIES



1972-73	W	49-41	A
1974-75	W	65-48	A
1975-76	W	60-34	H

<b>Maine</b> <b>0-2</b>			
12/29/87	L	71-69	A
11/11/06	L	66-46	A

<b>Manhattan</b> <b>0-2</b>			
1/5/87	L	62-48	H
12/29/92	L	63-57	H

<b>Marist</b> <b>0-1</b>			
11/25/89	L	70-67	N

<b>Mary Baldwin</b> <b>N/A</b>			
1976-77	N/A	N/A	H

<b>Mary Washington</b> <b>7-1</b>			
1967-68	W	41-22	H
1971-72	W	N/A	H
1972-73	L	58-29	A
1972-73	W	46-23	H
1973-74	W	58-33	H
1974-75	W	79-48	A
1975-76	W	74-31	H
1976-77	N/A	N/A	A
2/24/84	W	71-44	H

<b>Maryland</b> <b>0-1</b>			
12/28/94	L	85-52	A

<b>Maryland Baltimore-County</b> <b>2-3</b>			
11/20/82	W	75-48	N
2/22/84	L	76-65	A
2/3/88	L	59-50	A
1/9/95	L	53-51	A
1/3/96	W	72-40	H

<b>Maryland Eastern-Shore</b> <b>2-1</b>			
11/26/88	W	68-46	N
12/31/91	L	60-49	A
1/20/93	W	78-57	H

<b>Massachusetts</b> <b>1-1</b>			
12/30/87	L	87-65	N
12/29/99	W	60-54	N

<b>Miami (Fla.)</b> <b>0-1</b>			
12/28/02	L	85-57	A

<b>Montclair</b> <b>0-1</b>			
1/7/85	L	68-66	H

<b>Monmouth</b> <b>0-2</b>			
1/8/97	L	70-67	A
12/6/97	L	74-72	H

<b>Morgan State</b> <b>1-0</b>			
1/13/88	W	63-49	H

<b>Mount St. Mary's</b> <b>3-7</b>			
1/12/89	L	89-72	H
2/3/90	L	73-66	A
12/7/91	W	75-67	H
1/6/93	L	66-50	A
2/15/94	W	83-67	H
12/30/97	L	81-79	N
11/29/98	W	83-78	A
12/5/99	L	76-63	H
12/2/05	L (ot)	84-75	H
12/10/06	L (ot)	66-58	A

<b>Navy</b> <b>5-7</b>			
1979-80	L	82-66	A
1/24/81	W (2ot)	88-84	H
1/23/82	L	72-47	A
1/22/83	L	71-51	H
1/15/84	W	55-44	N
1/21/84	L	63-48	A
1/19/85	L (ot)	65-64	H
1/25/86	L	53-48	A
1/24/87	L	67-58	H
3/2/92	W	70-63	A
12/19/92	W	55-40	A
11/30/93	W	90-50	H

<b>New Hampshire</b> <b>0-1</b>			
12/31/88	L	63-49	N

<b>New Mexico</b> <b>0-1</b>			
11/29/02	L	79-61	A

<b>New Orleans</b> <b>1-0</b>			
11/28/97	W	78-65	A

<b>Niagara</b> <b>1-0</b>			
1/13/84	W	63-49	N

<b>Norfolk State</b> <b>8-7</b>			
1973-74	W	50-39	A
1976-77	L	N/A	H
1978-79	L	76-64	A
1979-80	L	60-54	H
11/19/80	L	71-65	A
12/2/83	L	54-44	A
2/4/85	L	72-50	H
12/2/98	W	71-59	H
1/12/00	L	55-52	A
11/29/00	W	54-37	H
12/4/02	W	62-49	A
12/3/03	W	69-50	H
12/1/04	W	68-60	A
11/23/05	W	70-43	H
12/21/06	W	73-58	A

<b>North Carolina</b> <b>0-4</b>			
1978-79	L	76-61	H
12/2/90	L	82-63	H
11/26/91	L	89-39	A
11/23/96	L	78-37	A

<b>North Texas</b> <b>1-0</b>			
11/19/06	W	64-58	H

<b>Northeastern</b> <b>2-0</b>			
2/10/06	W	58-54	A
1/21/07	W	58-49	H

<b>Oklahoma State</b> <b>0-1</b>			
12/28/95	L	75-42	N

<b>Old Dominion</b> <b>3-44</b>			
1967-68	L	55-39	H
1967-68	W	50-42	A
1972-73	W	55-46	H
1974-75	W	70-67	H
1974-75	L	69-63	A
1975-76	L	85-60	A
1976-77	L	70-28	H
1978-79	L	89-51	A
1/4/92	L	70-51	H
2/29/92	L	64-56	A
2/3/93	L	64-48	H
3/5/93	L	79-52	A
3/14/93	L	65-51	A
2/3/94	L	67-41	A

3/3/94	L	64-51	H
3/11/94	L	88-66	N
2/5/95	L	77-36	H
3/4/95	L	81-58	A
3/10/95	L	96-37	A
2/2/96	L	105-50	A
3/3/96	L	86-44	H
1/12/97	L	79-36	A
2/16/97	L	96-36	H
2/27/97	L	101-35	N
12/3/97	L	94-53	H
2/20/98	L	110-51	A
2/26/99	L	75-43	H
2/16/99	L	90-57	A
1/28/00	L	96-44	A
2/18/00	L	85-43	H
1/12/01	L	68-46	A
2/22/01	L	78-32	H
3/9/01	L	62-49	A
1/1/02	L	105-47	H
3/1/02	L	70-36	A
3/7/02	L	73-52	A
3/2/03	L	83-44	A
3/9/03	L	67-49	H
11/21/03	L	75-58	H
3/4/04	L	79-45	A
3/11/04	L	86-52	A
1/20/05	L	77-59	A
2/20/05	L	68-50	H
1/8/06	L	77-68	H
2/26/06	L	85-33	A
1/28/07	L	63-47	A
2/18/07	L	56-52	H

<b>Pennsylvania</b> <b>1-1</b>			
1978-79	W	82-69	H
12/9/90	L	75-57	A

<b>Pepperdine</b> <b>0-1</b>			
11/23/01	L	84-71	A

<b>Pittsburgh</b> <b>1-2</b>			
12/30/90	L	68-57	H
11/16/01	W	77-72	A
11/18/05	L	76-49	N

<b>Princeton</b> <b>2-2</b>			
1979-80	W	71-69	A
1/29/86	L	69-63	H
12/5/86	L	66-52	A
12/20/92	W	57-55	N

<b>Providence</b> <b>0-1</b>			
12/19/95	L	73-58	N

<b>Queens</b> <b>0-2</b>			
29/11/85	L	71-65	A
11/29/85	L	71-65	A

<b>Radford</b> <b>4-11</b>			
1978-79	L	87-69	H
1979-80	L	64-61	A
1/10/81	L	86-71	A
1/26/81	L	81-59	H
1/9/82	L	80-70	A
2/13/82	W	61-60	H
3/2/82	L	77-66	N
1/11/83	L	85-68	A
3/4/83	L	78-62	N
2/4/84	L	78-57	H
2/23/85	L	83-32	A
2/22/86	L	71-65	H
1/14/90	W	60-59	A
2/15/92	W (ot)	83-80	H

12/29/06	W	54-47	H
----------	---	-------	---

<b>Randolph-Macon</b> <b>10-3</b>			
1971-72	L	N/A	N
1972-73	L	64-45	A
1973-74	W	50-39	H
1974-75	W	65-51	A
1975-76	W	74-60	H
1976-77	W	54-37	H
1978-79	W	71-50	H
1979-80	W	69-44	A
2/28/81	W	72-43	H
2/18/82	W	66-45	A
12/7/82	W	94-57	H
12/6/83	L	58-41	A
1/18/88	W	65-46	H

<b>Rhode Island</b> <b>0-1</b>			
11/28/03	L	68-59	A

<b>Rice</b> <b>0-1</b>			
11/25/84	L	80-61	N

<b>Richmond</b> <b>13-40</b>			
1978-79	W	79-41	A
1979-80	W	63-46	H
1/22/81	W	71-68	H
2/17/81	W	86-65	A
1/20/82	L	65-49	H
2/16/82	L	61-54	A
11/19/82	L	62-51	N
12/2/82	L	59-55	A
1/19/83	L	72-54	H
1/24/84	L	52-51	H
12/6/84	L	83-51	H
1/16/85	L	85-52	A
1/7/86	L	62-58	H
2/1/86	L	78-69	A
12/6/86	L	77-71	N
1/2/87	W	58-56	A
1/31/87	L	71-65	H
2/26/88	L	66-56	H
3/4/88	L	70-43	A
3/10/88	L	54-40	N
1/28/89	L	72-62	A
2/25/89	L	77-38	H
3/9/89	L	65-54	H
1/27/90	L	62-33	H
2/24/90	L	58-41	A
1/26/91	L	72-57	A
2/23/91	L	68-50	H
1/18/92	L	74-55	H
3/5/92	L	73-58	A
3/12/92	L	63-55	N
1/12/93	L	57-54	A
2/21/93	W	74-62	H
1/16/94	W	68-55	A
2/13/94	L	73-56	H
3/10/94	W	76-62	N
1/22/95	W	73-63	A
2/19/95	L	64-54	H
1/21/96	W	68-46	H
2/22/96	L	57-51	A
1/19/97	L	64-59	A
2/14/97	L	95-76	H
1/2/98	L	76-60	H
2/1/98	L	92-81	A
1/15/99	L	79-74	H
1/31/99	L	70-63	A
1/21/00	L (ot)	90-82	H
2/25/00	L	88-76	A
1/25/01	W	78-69	A
2/8/01	L	72-65	H
11/29/01	W	88-85	A



# OPPONENT SERIES

12/20/02	L	75-62	H
12/28/03	L	87-58	A
11/16/06	W	67-54	A

<b>Roanoke</b>	<b>2-0</b>
1974-75	W 74-34 N
1976-77	W 73-70 H

<b>San Francisco</b>	<b>0-2</b>
12/5/92	L 78-62 N
11/26/04	L 79-48 A

<b>South Carolina State</b>	<b>0-1</b>
1989-90	L 89-61 A

<b>South Florida</b>	<b>0-1</b>
12/19/04	L 74-23 A

<b>Southwest Louisiana</b>	<b>1-0</b>
12/29/88	W 66-63 N

<b>St. Bonaventure</b>	<b>1-0</b>
1/9/93	W 68-65 H

<b>St. Francis</b>	<b>2-2</b>
12/7/85	W 73-51 N
1/4/90	L 60-53 A
12/30/97	W 77-48 A
12/21/98	L 70-66 N

<b>St. Joseph's</b>	<b>0-1</b>
11/29/91	L 73-54 A

<b>Sweet Briar</b>	<b>1-1</b>
1971-72	L N/A A
1972-73	W 66-35 H

<b>TCU</b>	<b>0-1</b>
11/29/97	L 74-63 H

<b>Temple</b>	<b>1-0</b>
12/30/95	W 66-55 N

<b>Tennessee Tech</b>	<b>0-1</b>
1973-74	L 67-35 N

<b>Towson</b>	<b>9-3</b>
1/28/91	W 65-55 A
12/31/97	W 68-62 N
1/5/02	W 79-57 H
1/31/02	W 54-49 A
1/30/03	W 66-43 H
2/6/03	W 62-35 A
1/25/04	W 71-60 A
2/26/04	W 53-50 H
1/30/05	L 62-51 H
3/3/05	L 62-57 A
1/27/06	W 51-33 A
12/3/06	L 66-59 H

<b>Tulane</b>	<b>0-1</b>
12/27/00	L 69-51 A

<b>UC-Irvine</b>	<b>0-1</b>
11/30/02	L 70-61 N

<b>UC-Riverside</b>	<b>0-1</b>
11/27/04	L 66-56 H

<b>UNC Asheville</b>	<b>1-1</b>
12/2/00	L 63-59 H
12/29/01	W 96-69 H

<b>UNC Charlotte</b>	<b>0-1</b>
2/10/90	L 71-59 H

<b>UNC Greensboro</b>	<b>0-3</b>
1/14/83	L 89-60 A
12/10/83	L 61-56 H
1/19/89	L 73-59 H

<b>UNC Wilmington</b>	<b>27-21</b>
-----------------------	--------------

1/28/82	L 81-60 N
1/14/85	L 92-62 H
2/18/85	L 76-55 A
1/11/86	L 75-58 A
2/8/86	W 84-81 H
1/10/87	L 94-68 H
2/7/87	L 66-59 A
1/23/88	L 69-53 A
2/20/88	L 74-67 H
1/9/89	L 78-76 A
2/4/89	L 73-52 H
1/22/90	W 66-61 H
2/19/90	W 82-72 A
1/21/91	W 60-50 A
2/18/91	W 71-57 H
1/25/92	W 63-60 H
2/22/92	W 75-68 A
1/29/93	W 79-61 H
2/26/93	W 85-65 A
1/23/94	W 67-48 H
2/20/94	W 61-56 A
1/29/95	W 71-46 H
2/26/95	L 58-57 A
1/19/96	W 61-50 H
2/4/96	W 67-43 A
1/31/97	L 83-78 A
2/18/97	W 68-38 H
2/26/97	W 78-63 N
1/16/98	W 68-55 A
2/8/98	W 77-66 H
1/10/99	L 57-54 A
2/28/99	W 58-50 H
1/9/00	L 58-50 A
2/27/00	L 65-59 H
2/1/01	W 42-41 A
3/2/01	W 54-46 H
1/8/02	L 67-51 A
2/3/02	W 65-38 H
2/2/03	L 59-44 H
2/20/03	L 76-51 A
1/15/04	L 64-50 A
2/20/04	W 70-63 H
1/6/05	W 55-48 H
2/3/05	L (ot) 70-67 A
12/4/05	L 52-45 A
2/24/06	W 63-61 H
1/11/07	W 60-50 H
2/11/07	W 56-38 A

<b>Vanderbilt</b>	<b>0-1</b>
12/30/05	L 92-66 A

<b>Vermont</b>	<b>0-1</b>
12/7/03	L (ot) 75-72 H

<b>Virginia</b>	<b>1-11</b>
1971-72	L N/A H
1973-74	W 47-40 H
1974-75	L 37-33 A
1975-76	L 49-46 H
1976-77	L 74-36 A
1978-79	L 60-45 H
1979-80	L 87-51 A
1/9/81	L 74-49 A
12/5/81	L 60-43 H

12/4/92	L 82-40 A
11/16/97	L 71-57 A
12/2/99	L 71-42 H

<b>Virginia Commonwealth</b>	<b>20-46</b>
------------------------------	--------------

1967-68	L 49-41 H
1971-72	L N/A H
1971-72	L N/A A
1972-73	L 58-37 A
1972-73	L 66-45 H
1973-74	L 42-36 A
1973-74	W 49-43 H
1974-75	L 50-48 A
1974-75	L 62-16 H
1975-76	W 59-38 H
1975-76	L 62-50 A
1976-77	W 57-44 A
1977-78	W 75-68 A
1977-78	W 68-37 H
1978-79	W 68-53 A
1978-79	L 66-61 A
1979-80	L 75-73 H
1979-80	L 65-58 A
1979-80	L 66-65 N
2/9/81	L 72-64 H
2/23/81	W 85-68 A
3/7/81	L 72-70 N
2/8/82	L 56-47 A
2/22/82	W 72-62 H
12/11/82	W 78-65 A
2/22/83	W 64-49 H
11/18/83	L 58-54 H
2/6/85	L 80-62 A
2/19/86	L 85-79 H
12/31/86	L 66-47 A
2/20/87	L 74-52 H
1/7/88	L 97-59 A
2/24/88	L 65-61 H
11/27/88	L 79-60 A
11/29/89	W 64-60 H
11/27/90	L 62-51 A
12/4/91	L 76-51 H
12/22/92	L 64-61 A
2/5/94	W 82-71 H
2/21/95	L 50-46 A
1/12/96	L 89-80 A
2/16/96	L 74-66 H
1/17/97	W 73-56 H
2/11/97	L 89-54 A
1/4/98	L 79-70 A
1/30/98	L 79-64 H
1/22/99	L (3ot) 83-77 H
2/21/99	W 69-52 A
3/4/99	L 65-54 N
1/16/00	L 77-59 A
2/11/00	L 80-51 H
1/18/01	L 79-68 H
2/11/01	L 66-52 A
3/8/01	W 67-60 N
1/24/02	L 85-74 A
2/14/02	L 90-82 H
1/16/03	L 68-65 A
3/6/03	W 73-67 H
2/1/04	L 83-74 H
2/29/04	L 82-61 A
1/16/05	W 62-54 A
2/24/05	L 72-61 H
1/20/06	W 55-52 H
2/12/06	W 70-66 A
2/15/07	L 68-54 A
3/1/07	W 75-53 H

<b>Virginia State</b>	<b>2-2</b>
-----------------------	------------

1973-74	L 50-46 A
1975-76	L 60-53 A
1976-77	N/A N/A H
1978-79	W 61-54 H
1978-79	W 74-69 N

<b>Virginia Tech</b>	<b>3-11</b>
----------------------	-------------

1972-73	L 50-39 N
1974-75	W 58-45 H
1974-75	W 72-50 N
1975-76	L 66-62 A
1976-77	L 57-47 H
1978-79	L 64-59 H
1979-80	L 60-56 A
11/29/80	L 65-63 A
11/24/81	L 89-58 H
1/7/87	L 56-50 A
1/2/91	L 75-60 A
1/6/92	L 62-42 H
1/2/95	L 72-53 H
11/28/06	W 64-41 A

<b>Virginia Wesleyan</b>	<b>9-2</b>
--------------------------	------------

1978-79	W 71-48 A
1979-80	W 65-52 H
1/14/81	W 71-47 A
25/11/85	L 65-60 A
11/23/82	W 95-55 H
11/22/83	W 65-63 A
11/27/84	W 72-65 H
11/25/85	L 65-60 A
12/2/86	W 72-59 H
12/1/87	W 75-64 A
9/9/88	W 59-46 H

<b>Wagner</b>	<b>0-1</b>
---------------	------------

11/27/99	L 65-60 N
----------	-----------

<b>Wake Forest</b>	<b>0-4</b>
--------------------	------------

11/28/81	L 74-53 H
1/15/83	L 89-81 A
11/23/84	L 84-43 A
11/29/86	L 67-59 H

<b>Westhampton</b>	<b>5-1</b>
--------------------	------------

1967-68	L 41-36 H
1971-72	W N/A H
1972-73	W 48-40 A
1973-74	W 62-30 H
1974-75	W 58-34 A
1975-76	W 45-24 H
1976-77	N/A N/A A

<b>Wingate</b>	<b>2-0</b>
----------------	------------

12/5/96	W 89-76 H
11/22/97	W 88-71 A

<b>Winthrop</b>	<b>5-0</b>
-----------------	------------

11/27/87	W 80-64 H
1/9/96	W 72-55 A
12/22/96	W 62-58 H
11/26/97	W 87-61 H
11/13/98	W 61-49 A

<b>Yale</b>	<b>1-0</b>
-------------	------------

1/9/84	W 52-44 H
--------	-----------



# INDIVIDUAL SINGLE-GAME RECORDS

## Points

1.	39	Lynn Norenberg vs. VA Wesleyan (79-80)
2.	33	Ashleigh Akens vs. San Francisco (12/5/92)
3.	32	Jen Sobota at Hofstra (2/8/03)
	32	Aquendine Khasidis at American (3/12/93)
5.	31	Angie Evans at James Madison (2/13/88)
6.	30	<b>Kyra Kaylor at Georgia State (1/25/07)</b>
	30	<b>Kyra Kaylor at Georgia State (1/6/06)</b>
	30	Jen Sobota vs. Army (1/2/01)
	30	Aquendine Khasidis vs. Army (12/20/94)
10.	29	Julie Sommer vs. American (1/3/99)
	29	Ashleigh Akens at UNC Wilmington (2/20/94)
	29	Angie Evans at MD Eastern Shore (12/31/91)
	29	Angie Evans at North Carolina (11/26/91)

## Field Goals

1.	14	Lynn Norenberg vs. VA Wesleyan (1979-80)
2.	13	Ashleigh Akens at UNC Wilmington (2/20/94)
	13	Ashleigh Akens vs. San Francisco (12/5/92)
4.	12	Jen Sobota vs. Army (1/2/01)
	12	Katie Averyt vs. Temple (3/15/96)
	12	Marilyn Gayton vs. Loyola (2/7/94)
	12	Angie Evans at James Madison (2/13/88)
	12	Karen Thorne vs. VA Commonwealth (2/22/82)
9.	11	<b>Kyra Kaylor at Georgia State (1/25/07)</b>
	11	<b>Kyra Kaylor at Georgia State (1/6/06)</b>
	11	Five times, most recent: Julie Sommer vs. UNC Wilmington (2/26/97)

## Field Goals Attempted

1.	24	<b>Kyra Kaylor vs. Mount St. Mary's (12/2/05)</b>
2.	23	<b>Dani Kell at Norfolk State (12/21/06)</b>
	23	Jen Sobota at Richmond (2/25/00)
	23	Angie Evans at North Carolina (1/22/90)
5.	22	Jen Sobota vs. Army (1/2/01)
	22	Jen Sobota vs. Wagner (1/12/99)
	22	Aquendine Khasidis vs. Coppin State (11/30/94)
	22	Marilyn Gayton vs. East Carolina (2/26/92)
	22	Tammy Holder vs. Liberty (1979-80)
10.	21	<b>Kyra Kaylor vs. Old Dominion (2/18/07)</b>
	21	<b>Devin James at James Madison (1/14/07)</b>
	21	Jen Sobota at UNC Wilmington (1/9/00)
	21	Marilyn Gayton vs. Loyola (2/7/94)

## Field Goal Percentage (minimum 10 attempts)

1.	.856	Angie Evans at James Madison (2/13/88)
2.	.833	Tiffany Stone vs. East Carolina (2/22/88)
3.	.818	Mary Ranone vs. Coll. of Charleston (2/20/97)
	.818	Karen Jordan vs. Montclair (1/7/85)
5.	.800	Julie Sommer at George Mason (2/11/96)
	.800	Ashleigh Akens vs. James Madison (2/19/92)
	.800	Tiffany Stone vs. Richmond (2/26/88)
	.800	Debbie Wade vs. James Madison (1/16/88)
9.	.786	Tiffany Stone at George Mason (1/20/88)
10.	.770	Ashleigh Akens vs. San Francisco (12/5/92)

## Rebounds

1.	21	Ashleigh Akens vs. East Carolina (2/26/92)
	21	Tiffany Stone at UNC Wilmington (2/22/92)
	21	Ashleigh Akens at Old Dominion (2/29/91)
	21	Tiffany Stone at UNC Wilmington (1/21/91)
	21	Tiffany Stone vs. Liberty (2/15/90)
	21	Tiffany Stone at East Tennessee St. (12/2/89)
	21	Karen Jordan vs. Liberty (12/1/84)
8.	19	Quintina Walker at Richmond (11/29/01)
	19	Beth Hairfield at Chicago State (12/5/87)
10.	18	<b>Kyra Kaylor at Northeastern (2/10/06)</b>
	18	<b>Kyra Kaylor vs. Towson (2/26/04)</b>
	18	Mary Ranone vs. Richmond (1/21/00)
	18	Marilyn Gayton vs. UNC Wilmington (1/23/94)

## Steals

1.	9	Kyle DeHaven vs. UNC Wilmington (1/6/05)
2.	8	Kyle DeHaven at UNC Wilmington (2/3/05)
	8	Cheryl Yarbrough vs. Hampton (1/19/81)
4.	7	Seven times, most recent: Kyle DeHaven at Towson (3/3/05)

## Assists

1.	16	Jen Sobota vs. Davidson (12/10/00)
2.	14	Katie Averyt vs. Hampton (12/20/96)
3.	13	Katie Averyt vs. East Carolina (2/7/97)
4.	11	Sarah Stroh vs. Delaware (1/22/06)
	11	Katie Averyt vs. East Carolina (2/5/99)
6.	10	Sarah Stroh vs. Georgia State (2/17/06)

10	Jen Sobota at Pittsburgh (11/16/01)
10	Katie Averyt vs. Coll. of Charleston (12/20/97)
10	Katie Averyt vs. Hofstra (12/1/96)
10	Tara Roberson vs. Harvard (11/27/93)

## Blocked Shots

1.	6	Dominique Lewis vs. VA Commonwealth (3/6/03)
2.	5	<b>Tiffany Benson vs. North Texas (11/19/06)</b>
	5	Andrea Gross vs. Towson (1/5/02)
	5	Lauren Brooker vs. Norfolk State (11/29/00)
	5	Rebecca Dayvault vs. American (1/11/92)
	5	Rebecca Dayvault at American (2/13/91)
	5	Rebecca Dayvault vs. Mount St. Mary's (12/7/91)
	5	Rebecca Dayvault at UNC Wilmington (2/19/90)
9.	4	<b>12 times, most recent: Tiffany Benson/Kyra Kaylor vs. VCU (3/1/07)</b>

## Free Throws Made

1.	16	Julie Sommer vs. American (1/3/99)
2.	15	<b>Kyra Kaylor at George Mason (2/25/07)</b>
3.	14	Tiffany Williamson vs. Coppin State (2/17/92)
	14	Tiffany Williamson at Mount St. Mary's (2/3/90)
5.	13	<b>Kyra Kaylor at Northeastern (2/10/06)</b>
	13	Ashleigh Akens vs. San Francisco (12/5/92)
	13	Tiffany Williamson at East Carolina (1/19/91)
8.	12	Katie Averyt vs. Temple (11/30/95)
	12	Ashleigh Akens at UNC Wilmington (2/22/92)
	12	Tiffany Williamson vs. Howard (12/4/90)

## Free Throw Attempts

1.	18	Katie Averyt vs. Temple (12/30/95)
	18	Tiffany Williamson vs. Coppin State (2/17/92)
	18	Tiffany Williamson vs. VCU (11/29/89)
4.	17	Julie Sommer vs. American (1/3/99)
	17	Kate Von Holle vs. St. Francis (12/21/98)
	17	Tiffany Williamson vs. Old Dominion (2/29/92)
	17	Ashleigh Akens vs. San Francisco (12/5/92)
8.	16	<b>Kyra Kaylor at George Mason (2/25/07)</b>
	16	<b>Kyra Kaylor vs. Georgia State (3/8/06)</b>
	16	Kate Von Holle vs. Massachusetts (12/29/99)
	16	Ashleigh Akens vs. American (2/24/94)
	16	Tiffany Williamson at Mount St. Mary's (2/3/90)

## Free Throw Percentage (minimum 10 attempts)

1.	1.000	(12-12) Karen Thorne vs. VCU (1981-82)
	1.000	(11-11) Jami Lange vs. Delaware (1/27/02)
	1.000	(11-11) Jami Lange vs. American (1/3/02)
	<b>1.000 (10-10)</b>	<b>Kyra Kaylor vs. Old Dominion (3/11/04)</b>
5.	.941	(16-17) Julie Sommer vs. American (3/3/99)
6.	<b>.938 (15-16)</b>	<b>Kyra Kaylor at George Mason (2/25/07)</b>
7.	<b>.929 (13-14)</b>	<b>Kyra Kaylor at Northeastern (2/10/06)</b>
	.929	(13-14) Tiffany Williamson at ECU (1/19/91)
9.	.917	(11-12) Jessica Muskey vs. JMU (12/5/98)
10.	.900	Four times, most recent: Kyle DeHaven at JMU (2/13/05)

## Three Point Field Goals Made

1.	7	Jen Sobota at Tulane (12/27/00)
	7	Yolanda Settles UNC Wilmington (1/29/93)
	7	Angie Evans at James Madison (2/13/87)
4.	6	Lizzie Schiel vs. Old Dominion (1/8/06)
	6	Lizzie Schiel at Hofstra (2/6/05)
	6	Jen Sobota at Delaware (2/16/03)
	6	Jen Sobota at VCU (1/16/03)
	6	Jaye Marolla at Delaware (1/27/02)

## Three-Point Field Goals Attempted

1.	14	Jen Sobota vs. Delaware (2/16/03)
2.	13	Jen Sobota at Tulane (12/27/00)
	13	Yolanda Settles vs. UNC Wilmington (1/29/93)
4.	12	Jaye Marolla at Delaware (1/27/02)
	12	Jaye Marolla at Pepperdine (11/23/01)
	12	Yolanda Settles vs. Delaware State (1/6/94)
7.	11	<b>10 times, most recent: Dani Kell at High Point (11/26/06)</b>

## Three-Point Field Goal Percentage (min. 5 attempts)

1.	1.000	(7-7) Angie Evans at JMU (2/13/88)
2.	.800	(4-5) Lizzie Schiel vs. Indiana State (12/18/04)
	.800	(4-5) Megan Baier at American (11/26/02)
4.	.714	(5-7) Lizzie Schiel vs. Georgia State (2/17/06)
	.714	(5-7) Yolanda Settles vs. Mt. St. Mary's (2/15/94)
6.	.667	(4-6) Five times, most recent: Katy Neumer vs. Indiana State (12/18/04)



# INDIVIDUAL SINGLE-SEASON RECORDS

## Points Scored

1. <b>Kyra Kaylor</b>	<b>522</b>	<b>2005-06</b>
2. Lynn Norenberg	484	1978-79
3. Aquendine Khasidis	474	1994-95
4. <b>Kyra Kaylor</b>	<b>459</b>	<b>2006-07</b>
5. Ashleigh Akens	456	1993-94
6. Lynn Norenberg	427	1977-78
7. Jen Sobota	414	2000-01
8. Angie Evans	405	1990-91
9. Janet McGee	401	1980-81
10. Marilyn Gayton	400	1993-94
11. Jen Sobota	399	2001-02
12. Ashleigh Akens	398	1991-92
13. Ashleigh Akens	396	1992-93
14. <b>Devin James</b>	<b>394</b>	<b>2006-07</b>
<b>Kyra Kaylor</b>	<b>394</b>	<b>2003-04</b>
16. Karen Jordan	392	1986-87
17. Karen Jordan	383	1985-86
18. Karen Jordan	368	1984-85
19. Jen Sobota	362	1999-00
20. Julie Sommer	355	1998-99

## Scoring Average

1. Lynn Norenberg	20.3	1979-80
2. Lynn Norenberg	19.4	1977-78
3. <b>Kyra Kaylor</b>	<b>18.6</b>	<b>2005-06</b>
4. Lynn Norenberg	17.3	1978-79
5. Lynn Norenberg	16.8	1980-81
6. Aquendine Khasidis	16.3	1994-95
Ashleigh Akens	16.3	1993-94
8. Angie Evans	15.0	1990-91
9. <b>Kyra Kaylor</b>	<b>14.8</b>	<b>2006-07</b>
10. Ashleigh Akens	14.7	1991-92
11. Karen Jordan	14.5	1986-87
12. Mary Ranone	14.4	1999-00
13. Jen Sobota	14.3	2000-01
Marilyn Gayton	14.3	1993-94
15. Karen Jordan	14.2	1985-86
16. Ashleigh Akens	14.1	1992-93
17. Jen Sobota	13.8	2001-02
18. <b>Kyra Kaylor</b>	<b>13.6</b>	<b>2003-04</b>
Karen Jordan	13.6	1984-85
20. Jen Sobota	13.4	1999-00

## Field Goals Made

1. Lynn Norenberg	204	1978-79
2. Lynn Norenberg	183	1977-78
3. <b>Kyra Kaylor</b>	<b>181</b>	<b>2005-06</b>
4. Aquendine Khasidis	170	1994-95
5. Marilyn Gayton	164	1993-94
6. Janet McGee	163	1980-81
7. Karen Jordan	158	1986-87
8. Ashleigh Akens	157	1993-94
9. Ashleigh Akens	153	1991-92
10. Karen Jordan	150	1985-86
11. Ashleigh Akens	148	1992-93
12. Angie Evans	144	1990-91
13. Bridget Kealey	140	1984-85
14. <b>Devin James</b>	<b>139</b>	<b>2006-07</b>
Karen Jordan	139	1984-85
16. Tiffany Stone	138	1988-89
17. <b>Kyra Kaylor</b>	<b>136</b>	<b>2006-07</b>
18. Jen Sobota	136	2001-02
19. Jen Sobota	135	2000-01
20. Tiffany Stone	133	1989-90

## Field Goal Attempts

1. Aquendine Khasidis	432	1994-95
2. <b>Kyra Kaylor</b>	<b>389</b>	<b>2005-06</b>
3. Jen Sobota	380	2001-02
4. Angie Evans	376	1990-91
5. Jen Sobota	375	2000-01
Jen Sobota	375	1999-00
7. <b>Devin James</b>	<b>373</b>	<b>2006-07</b>

8. Karen Jordan	353	1985-86
Cheryl Yarbrough	353	1981-82
10. Bridget Kealey	352	1984-85
11. Karen Jordan	330	1986-87
12. <b>Kyra Kaylor</b>	<b>325</b>	<b>2006-07</b>
13. Karen Jordan	324	1984-85
14. Kyle DeHaven	323	2004-05
15. Aquendine Khasidis	320	1993-94
16. Cheryl Yarbrough	319	1980-81
17. Angie Evans	317	1989-90
Angie Evans	317	1988-89
Angie Evans	317	1987-88
20. Marilyn Gayton	315	1992-93

## Field Goal Pct. (Min.120 made)

1. Lynn Norenberg	.604	(183-303)	1977-78
2. Ashleigh Akens	.573	(153-267)	1991-92
3. Lynn Norenberg	.562	(204-363)	1978-79
4. Ashleigh Akens	.551	(157-285)	1993-94
5. Ashleigh Akens	.546	(148-271)	1992-93
6. Lynn Norenberg	.541	(125-227)	1979-80
7. Marilyn Gayton	.527	(164-311)	1993-94
8. <b>Kyra Kaylor</b>	<b>.510</b>	<b>(132-259)</b>	<b>2003-04</b>
9. Tiffany Stone	.500	(138-276)	1988-89
10. Debbie Wade	.486	(123-253)	1987-88
11. Karen Jordan	.479	(158-330)	1986-87
12. Betty Strock	.475	(121-255)	1978-79
13. Quintina Walker	.472	(137-290)	2000-01
Tiffany Stone	.472	(133-282)	1989-90
15. <b>Kyra Kaylor</b>	<b>.465</b>	<b>(181-389)</b>	<b>2005-06</b>
16. Mary Ranone	.460	(126-274)	1999-00
17. Julie Sommer	.440	(129-293)	1998-99
18. Karen Jordan	.425	(150-353)	1985-86
19. <b>Kyra Kaylor</b>	<b>.418</b>	<b>(136-325)</b>	<b>2006-07</b>
20. Marilyn Gayton	.413	(130-315)	1992-93

## Minutes Played

1. Sarah Stroh	1,131	2006-07
2. Jen Sobota	1,108	2000-01
3. <b>Devin James</b>	<b>1,096</b>	<b>2006-07</b>
4. <b>Kyra Kaylor</b>	<b>1,038</b>	<b>2006-07</b>
5. Jen Sobota	983	2001-02
6. Jen Sobota	965	1999-00
7. Sarah Stroh	954	2005-06
8. <b>Kyra Kaylor</b>	<b>932</b>	<b>2005-06</b>
9. Kyle DeHaven	922	2003-04
10. Jen Sobota	914	2002-03
11. Debbie Wade	913	1987-88
12. Lizzie Schiel	911	2005-06
13. Kyle DeHaven	908	2004-05
14. Angie Evans	905	1989-90
15. Aquendine Khasidis	900	1994-95
16. Karen Jordan	895	1984-85
17. Lizzie Schiel	886	2003-04
18. Ashleigh Akens	870	1992-93
19. Katie Averyt	858	1996-97
Tiffany Stone	858	1989-90

## Three Point Field Goals Made

1. Yolanda Settles	63	1993-94
2. Lizzie Schiel	60	2005-06
Jaye Marolla	60	2001-02
4. Jen Sobota	58	2000-01
5. Yolanda Settles	54	1992-93
6. Jessica Muskey	53	1997-98
7. Jen Sobota	50	2001-02
8. Jen Sobota	48	1999-00
9. Jen Sobota	45	2002-03
10. Lizzie Schiel	43	2004-05
11. Lizzie Schiel	41	2003-04
12. Aquendine Khasidis	40	1994-95
13. Sarah Stroh	39	2006-07
Kelly Ercole	39	2000-01
Yolanda Settles	39	1994-95

16. <b>Courtney Portell</b>	<b>37</b>	<b>2006-07</b>
Angel Stanton	37	1993-94
18. Kelly Ercole	36	2003-04
Yolanda Settles	36	1995-96
20. <b>Kyra Kaylor</b>	<b>35</b>	<b>2006-07</b>
Julie Sommer	35	1998-99

## Three-Point Field Goals Attempted

1. Yolanda Settles	177	1993-94
2. Jaye Marolla	174	2001-02
3. Jen Sobota	168	1999-00
4. Jen Sobota	167	2001-02
5. Jen Sobota	162	2000-01
6. Lizzie Schiel	151	2005-06
7. Yolanda Settles	148	1992-93
8. Jen Sobota	146	2002-03
9. Yolanda Settles	145	1994-95
10. Lizzie Schiel	139	2003-04
11. Kelly Ercole	137	2000-01
12. Jessica Muskey	135	1999-00
13. Lizzie Schiel	127	2004-05
14. Aquendine Khasidis	125	1994-95
Angel Stanton	125	1993-94
16. Jessica Muskey	123	1997-98
17. Kelly Ercole	115	2003-04
18. Kyle DeHaven	112	2003-04
19. Jessica Muskey	111	1998-99
20. <b>Courtney Portell</b>	<b>108</b>	<b>2006-07</b>

## Offensive Rebounds

1. Tiffany Stone	124	1988-89
2. Quintina Walker	115	2000-01
3. Tiffany Stone	111	1990-91
4. Tiffany Stone	110	1989-90
5. <b>Kyra Kaylor</b>	<b>109</b>	<b>2005-06</b>
Ashleigh Akens	109	1992-93
7. Ashleigh Akens	100	1993-94
8. Ashleigh Akens	93	1991-92
9. <b>Devin James</b>	<b>84</b>	<b>2006-07</b>
10. Marilyn Gayton	83	1993-94
Rebecca Dayvault	83	1990-91
12. Rebecca Dayvault	81	1992-93
Marilyn Gayton	81	1992-93
14. Debbie Wade	79	1987-88
15. Bridget Wagner	78	1994-95
16. Quintina Walker	77	1997-98
Rebecca Dayvault	77	1991-92
18. Nina McIntrye	76	1994-95
Beth Hairfield	76	1987-88
20. <b>Kyra Kaylor</b>	<b>75</b>	<b>2006-07</b>
<b>Dani Kell</b>	<b>75</b>	<b>2005-06</b>

## Defensive Rebounds

1. <b>Kyra Kaylor</b>	<b>225</b>	<b>2005-06</b>
2. <b>Kyra Kaylor</b>	<b>206</b>	<b>2006-07</b>
3. Ashleigh Akens	195	1993-94
4. Tiffany Stone	185	1989-90
5. Tiffany Stone	181	1988-89
6. Ashleigh Akens	169	1992-93
7. <b>Kyra Kaylor</b>	<b>165</b>	<b>2003-04</b>
8. Tiffany Stone	162	1990-91
9. <b>Dani Kell</b>	<b>158</b>	<b>2005-06</b>
10. Ashleigh Akens	148	1991-92
11. Quintina Walker	147	2001-02
12. Debbie Wade	146	1987-88
13. <b>Devin James</b>	<b>145</b>	<b>2005-06</b>
Marilyn Gayton	145	1993-94
Beth Hairfield	145	1987-88
16. Kate Von Holle	131	1999-00
17. Rebecca Dayvault	127	1989-90
18 <b>Devin James</b>	<b>125</b>	<b>2006-07</b>
19. Kyle DeHaven	121	2003-04
Andrea Gross	121	2001-02
Quintina Walker	121	1997-98



# INDIVIDUAL SINGLE-SEASON RECORDS

## Total Rebounds

<b>1. Kyra Kaylor</b>	<b>334</b>	<b>2005-06</b>
2. Tiffany Stone	305	1988-89
3. Ashleigh Akens	295	1993-94
	295	1989-90
<b>5. Kyra Kaylor</b>	<b>281</b>	<b>2006-07</b>
6. Ashleigh Akens	278	1992-93
7. Tiffany Stone	273	1990-91
8. Janet McGee	244	1980-81
9. Ashleigh Akens	241	1991-92
10. Marilyn Gayton	228	1993-94
11. Debbie Wade	225	1987-88
12. Quintina Walker	224	2000-01
13. Beth Hairfield	221	1987-88
	221	1985-86
<b>15. Kyra Kaylor</b>	<b>219</b>	<b>2003-04</b>
16. Quintina Walker	214	2001-02
	214	1986-87
<b>18. Devin James</b>	<b>209</b>	<b>2006-07</b>
19. Karen Jordan	204	1984-85
20. Kate Von Holle	201	1999-00
	201	1989-90

## Free Throws Made

<b>1. Kyra Kaylor</b>	<b>152</b>	<b>2006-07</b>
2. Ashleigh Akens	142	1993-94
3. Tiffany Williamson	140	1989-90
4. Jami Lange	137	2001-02
<b>5. Kyra Kaylor</b>	<b>126</b>	<b>2005-06</b>
6. Tiffany Williamson	122	1991-92
7. Tiffany Williamson	119	1990-91
8. Kate Von Holle	107	1999-00
<b>9. Kyra Kaylor</b>	<b>106</b>	<b>2003-04</b>
10. Ashleigh Akens	99	1992-93
11. Angie Evans	98	1990-91
<b>12. Devin James</b>	<b>97</b>	<b>2006-07</b>
13. Kyle DeHaven	94	2003-04
	94	1994-95
15. Karen Jordan	93	1985-86
16. Ashleigh Akens	92	1991-92
17. Karen Jordan	90	1984-85
18. Nancy Scott	89	1980-81
19. Jessica Muskey	87	1998-99
20. Jen Sobota	86	2000-01
	86	1998-99

## Free Throws Attempted

1. Ashleigh Akens	205	1993-94
2. Tiffany Williamson	197	1989-90
<b>3. Kyra Kaylor</b>	<b>195</b>	<b>2006-07</b>
4. Tiffany Williamson	186	1991-92
<b>5. Kyra Kaylor</b>	<b>181</b>	<b>2005-06</b>
6. Tiffany Williamson	177	1990-91
7. Jami Lange	160	2001-02
8. Karen Jordan	157	1984-85
<b>9. Kyra Kaylor</b>	<b>156</b>	<b>2003-04</b>
10. Jen Sobota	146	2002-03
11. Kate Von Holle	145	1999-00
	145	1991-92
13. Jen Sobota	139	2000-01
14. Ashleigh Akens	138	1992-93
15. Angie Evans	133	1990-91

## Free Throw Percentage (Min. 75 made)

1. Julie Sommer	.859	(79-92)	1995-96
2. Jami Lange	.856	(137-160)	2001-02
3. Karen Thorne	.847	(105-124)	1982-83
4. Lynn Norenberg	.843	(75-89)	1980-81
5. Janet McGee	.833	(75-90)	1980-81
6. Nancy Scott	.788	(89-113)	1980-81
<b>7. Kyra Kaylor</b>	<b>.779</b>	<b>(152-195)</b>	<b>2006-07</b>
<b>8. Devin James</b>	<b>.764</b>	<b>(97-127)</b>	<b>2006-07</b>
9. Nekisa Cooper	.761	(83-109)	1997-98
10. Lynn Norenberg	.752	(76-101)	1978-79

11. Mary Ranone	.750	(78-104)	1999-00
	.750	(93-124)	1985-86
13. Aquendine Khasidis	.749	(94-126)	1994-95
14. Kate Von Holle	.738	(107-145)	1999-00
	.738	(79-107)	1993-94
16. Angie Evans	.737	(98-133)	1990-91
17. Tiffany Stone	.727	(80-110)	1990-91
18. Mary Ranone	.717	(86-120)	1998-99
	.717	(99-138)	1992-93
20. Kate Von Holle	.714	(75-105)	1998-99

## Rebounding Average

<b>1. Kyra Kaylor</b>	<b>11.9</b>	<b>2005-06</b>
2. Tiffany Stone	11.3	1988-89
3. Tiffany Stone	10.9	1989-90
4. Ashleigh Akens	10.5	1993-94
5. Tiffany Stone	10.1	1990-91
6. Ashleigh Akens	9.9	1992-93
7. Beth Hairfield	9.2	1987-88
	9.2	1987-88
<b>9. Kyra Kaylor</b>	<b>9.1</b>	<b>2006-07</b>
10. Ashleigh Akens	8.9	1991-92
11. Debbie Wade	8.3	1987-88
12. Karen Jordan	8.2	1985-86
13. Marilyn Gayton	8.1	1993-94
14. Karen Jordan	7.9	1986-87
15. Quintina Walker	7.7	2000-01
	7.7	1989-90
	7.7	1985-86
18. <b>Kyra Kaylor</b>	<b>7.6</b>	<b>2003-04</b>
	7.6	1984-85
20. Quintina Walker	7.4	2001-02
	7.4	1999-00
	7.4	1984-85

## Assists

1. Katie Averyt	157	1996-97
2. Jen Sobota	151	2000-01
3. Kyle DeHaven	137	2003-04
4. Katie Averyt	136	1995-96
5. Jen Sobota	132	2001-02
6. Kyle DeHaven	121	2004-05
7. Sarah Stroh	117	2006-07
8. Sarah Stroh	113	2005-06
9. Jen Sobota	112	2002-03
10. Katie Averyt	111	1998-99
11. Jen Sobota	108	1999-00
12. Tiffany Williamson	107	1991-92
13. Vicky Lutz	97	1983-84
14. Robin Marino	95	1987-88
15. Jami Lange	92	2001-02
	92	1990-91
	92	1988-99
18. Tara Roberson	90	1992-93
	90	1986-87
20. Tara Roberson	89	1994-95

## Steals

1. Kyle DeHaven	102	2004-05
2. Kyle DeHaven	97	2003-04
3. Tammy Holder	83	1977-78
4. Jen Sobota	80	1999-00
5. Fonda Gray	75	1985-86
6. Katie Averyt	68	1998-99
7. Robin Marino	67	1987-88
	67	1986-87
9. Aquendine Khasidis	65	1993-94
10. Jen Sobota	64	2001-02
	64	1991-92
12. Debbie Taylor	62	1985-86
<b>13. Kyra Kaylor</b>	<b>61</b>	<b>2003-04</b>
	61	1990-91
	61	1981-82
16. Jen Sobota	60	2002-03


	Debbie Taylor	60	1984-85
<b>18. Kyra Kaylor</b>	<b>58</b>	<b>2006-07</b>	
19. Yolanda Settles	57	1994-95	
	57	1992-93	

## Blocked Shots

<b>1. Tiffany Benson</b>	<b>67</b>	<b>2006-07</b>
2. Rebecca Dayvault	42	1990-91
3. Rebecca Dayvault	41	1992-93
4. Rebecca Dayvault	36	1989-90
5. Sandy Chambers	35	1977-78
6. Andrea Gross	33	2001-02
	33	2000-01
<b>8. Kyra Kaylor</b>	<b>29</b>	<b>2005-06</b>
<b>Kyra Kaylor</b>	<b>29</b>	<b>2003-04</b>
10. Christin Getthers	27	2003-04
	27	1999-00
<b>12. Kyra Kaylor</b>	<b>25</b>	<b>2006-07</b>
	25	1996-97
	25	1991-92
15. Yolanda Settles	24	1994-95
16. Cynthia Martin	23	1992-93
17. Yolanda Settles	20	1995-96
18. Nina McIntyre	18	1996-97
	18	1994-95
20. Tiffany Stone	17	1988-89
	17	1982-83

## Fouls Committed

1. Nina McIntyre	109	1994-95
2. Kyle DeHaven	107	2004-05
3. Tiffany Williamson	105	1990-91
4. Kyle DeHaven	103	2003-04
5. Quintina Walker	102	2000-01
	102	1989-90
<b>7. Kyra Kaylor</b>	<b>101</b>	<b>2006-07</b>
8. Bridget Kealey	100	1984-85
9. Quintina Walker	99	2001-02
<b>10. Tiffany Benson</b>	<b>98</b>	<b>2006-07</b>
<b>Kyra Kaylor</b>	<b>98</b>	<b>2003-04</b>



Tiffany Stone




# INDIVIDUAL CAREER RECORDS

## Games Played

1. Sarah Stroh	115	2003-07
2. Jen Sobota	113	1999-03
3. Yolanda Settles	111	1993-96
4. Ashleigh Akens	110	1991-94
Aquendine Khasidis	110	1992-95
Marilyn Gayton	110	1989-92
Vicky Lutz	110	1981-84
8. Tara Roberson	109	1992-95
Angel Stanton	109	1991-94
Betty Strock	109	1979-82
11. Jessica Muskey	108	1997-00
Tiffany Williamson	108	1989-92
Tiffany Stone	108	1988-91
14. Quintina Walker	107	1997-02
Kate Von Holle	107	1997-00
Katie Averyt	107	1996-99
Nekisa Cooper	107	1995-98
Rebecca Dayvault	107	1990-93
Robin Marino	107	1990-93
Karen Johnson	107	1979-82

## Career Points

1. Jen Sobota	1,511	1999-03
2. Lynn Norenberg	1,500	1978-81
<b>3. Kyra Kaylor</b>	<b>1,411</b>	<b>2003-</b>
4. Ashleigh Akens	1,372	1991-94
5. Angie Evans	1,340	1988-91
6. Karen Jordan	1,294	1984-87
7. Julie Sommer	1,216	1996-99
8. Marilyn Gayton	1,155	1991-94
9. Tiffany Stone	1,146	1988-91
10. Aquendine Khasidis	1,112	1992-95
11. Tiffany Williamson	1,021	1989-92
<b>12. Devin James</b>	<b>994</b>	<b>2004-</b>
13. Rebecca Dayvault	980	1990-93
14. Quintina Walker	962	1997-02
15. Debbie Wade	911	1985-88



Yolanda Settles

16. Yolanda Settles	907	1993-96
17. Mary Ranone	904	1997-00
18. Kate Von Holle	901	1997-00
19. Cheryl Yarbrough	888	1980-83
20. Jessica Muskey	877	1997-00

## Scoring Average

1. Lynn Norenberg	1,500	18.3	82	1978-81
<b>2. Kyra Kaylor</b>	<b>1,411</b>	<b>15.3</b>	<b>92</b>	<b>2003-</b>
3. Jen Sobota	1,511	13.4	113	1999-03
4. Ashleigh Akens	1,372	12.7	108	1991-94
5. Angie Evans	1,340	12.6	106	1988-91
6. Karen Jordan	1,305	12.4	105	1984-87
7. Kyle DeHaven	660	11.6	57	2003-05
8. Julie Sommer	1,216	11.5	106	1996-99
<b>9. Devin James</b>	<b>994</b>	<b>11.4</b>	<b>87</b>	<b>2004-</b>
10. Cheryl Yarbrough	888	10.8	82	1980-83
11. Tiffany Stone	1,146	10.6	108	1988-91
12. Marilyn Gayton	1,155	10.5	110	1991-94
13. Aquendine Khasidis	1,112	10.1	110	1992-95
14. Tiffany Williamson	1,021	9.5	108	1989-92
15. Janet McGee	720	9.5	76	1978-81
16. Debbie Wade	911	9.4	97	1985-88
17. Rebecca Dayvault	980	9.2	107	1990-93
18. Quintina Walker	962	8.9	107	1997-02
19. Mary Ranone	904	8.4	107	1997-00
20. Yolanda Settles	907	8.2	111	1993-96

## Field Goal Percentage (Min. 200 Made)


1. Lynn Norenberg	.619	1978-81
2. Ashleigh Akens	.546	1991-94
3. Quintina Walker	.501	1997-02
4. Loreen Connolly	.489	1980-83
5. Tiffany Stone	.485	1988-91
6. Julie Hamiel	.473	1994-97
<b>7. Kyra Kaylor</b>	<b>.460</b>	<b>2003-</b>
Mary Ranone	.460	1997-00
Debbie Taylor	.460	1983-86
Lizabeth Edwards	.460	1981-84
Betty Strock	.460	1979-82
12. Marilyn Gayton	.449	1991-94
13. Karen Jordan	.445	1984-87
14. Debbie Wade	.444	1985-88
15. Beth Hairfield	.439	1985-88
16. Julie Sommer	.438	1996-99
17. Nancy Scott	.424	1978-81
18. Kate Von Holle	.419	1997-00
19. Lindsey Brizendine	.390	2001-05
Katie Averyt	.390	1996-99

## Field Goals Made

1. Lynn Norenberg	607	1978-81
2. Karen Jordan	510	1984-87
3. Jen Sobota	504	1999-03
Angie Evans	504	1988-91
5. Ashleigh Akens	501	1991-94
6. Tiffany Stone	466	1988-91
<b>7. Kyra Kaylor</b>	<b>461</b>	<b>2003-</b>
8. Marilyn Gayton	457	1991-94
9. Julie Sommer	428	1996-99
10. Aquendine Khasidis	404	1992-95

## Field Goals Attempted

1. Jen Sobota	1,427	1999-03
2. Angie Evans	1,327	1988-91
3. Karen Jordan	1,145	1984-87



Angie Evans

4. Aquendine Khasidis	1,103	1992-95
5. Marilyn Gayton	1,019	1991-94
<b>6. Kyra Kaylor</b>	<b>1,002</b>	<b>2003-</b>
7. Lynn Norenberg	984	1978-81
8. Julie Sommer	978	1996-99
9. Rebecca Dayvault	964	1990-93
10. Tiffany Stone	961	1988-91

## Minutes Played

1. Jen Sobota	3,970	1999-03
2. Angie Evans	3,231	1988-91
3. Sarah Stroh	3,101	2003-07
4. Tiffany Stone	3,094	1988-91
5. Marilyn Gayton	3,004	1989-92
6. Katie Averyt	2,969	1996-99
7. Lizzie Schiel	2,959	2002-06
8. Rebecca Dayvault	2,892	1990-93
<b>9. Kyra Kaylor</b>	<b>2,853</b>	<b>2003-</b>
10. Ashleigh Akens	2,839	1991-94
11. Jessica Muskey	2,824	1997-00
Tiffany Williamson	2,824	1989-92
<b>13. Devin James</b>	<b>2,772</b>	<b>2004-</b>
14. Julie Sommer	2,767	1996-99
15. Quintina Walker	2,755	1997-02
16. Nekisa Cooper	2,749	1995-98
17. Aquendine Khasidis	2,606	1992-95
18. Kate Von Holle	2,569	1997-00
19. Yolanda Settles	2,516	1993-96
20. Tara Roberson	2,471	1992-95

## Three-Point Field Goals Made

1. Jen Sobota	201	1999-03
2. Yolanda Settles	192	1993-96
3. Julie Sommer	160	1996-99
4. Lizzie Schiel	154	2002-06
5. Jessica Muskey	132	1997-00
6. Angel Stanton	95	1991-94



# INDIVIDUAL CAREER RECORDS

7. <b>Kyra Kaylor</b>	<b>94</b>	<b>2003-</b>
8. Aquendine Khasidis	88	1992-95
9. Kelly Ercole	85	2000-04
10. Sarah Stroh	80	2003-07

### Three-Point Field Goals Attempted

1. Jen Sobota	643	1999-03
2. Yolanda Settles	515	1993-96
3. Lizzie Schiel	463	2002-06
4. Jessica Muskey	440	1997-00
5. Angel Stanton	376	1991-94
6. Kelly Ercole	296	2000-04
7. Aquendine Khasidis	295	1992-95
8. Julie Sommer	276	1996-99
9. Sarah Stroh	268	2003-07
10. Angie Evans	265	1988-91

### Three-Point Field Goal Pct. (Min. 140 Att.)

1. Julie Sommer	.380	1996-99
2. Rebecca Dayvault	.376	1990-93
3. Yolanda Settles	.334	1993-96
4. Lizzie Schiel	.333	2002-06
5. Brenda Watson	.327	1989-92
6. Jen Sobota	.312	1999-03
7. Jessica Muskey	.300	1997-00
8. Sarah Stroh	.299	2003-07
9. Aquendine Khasidis	.298	1992-95
Angie Evans	.298	1988-91

### Free Throws Made

1. Tiffany Williamson	447	1989-92
2. <b>Kyra Kaylor</b>	<b>395</b>	<b>2003-</b>
3. Ashleigh Akens	367	1991-94
4. Jen Sobota	302	1999-03
5. Kate Von Holle	300	1997-00
6. Lynn Norenberg	286	1978-81
7. Julie Sommer	256	1996-99
8. Angie Evans	253	1988-91



Marilyn Gayton

9. <b>Devin James</b>	<b>238</b>	<b>2004-</b>
10. Mary Ranone	231	1997-00

### Free Throws Attempted

1. Tiffany Williamson	670	1989-92
2. <b>Kyra Kaylor</b>	<b>547</b>	<b>2003-</b>
3. Ashleigh Akens	537	1991-94
4. Jen Sobota	478	1999-03
5. Kate Von Holle	422	1997-00
6. Angie Evans	375	1988-91
7. Lynn Norenberg	369	1978-81
8. Marilyn Gayton	362	1991-94
9. Mary Ranone	338	1997-00
10. <b>Devin James</b>	<b>333</b>	<b>2004-</b>

### Free Throw Pct. (Minimum 100 Att.)

1. Tiffany Stone	.793	1988-91
2. Julie Sommer	.785	1996-99
3. Lynn Norenberg	.775	1978-81
4. Nancy Scott	.766	1978-81
5. Robin Marino	.753	1987-90
6. Julie Hamiel	.748	1994-97
7. Kyle DeHaven	.742	2003-05
8. Lizzie Schiel	.711	2002-06
Jessica Muskey	.711	1997-00
10. Kate Von Holle	.710	1997-00

### Offensive Rebounds


1. Tiffany Stone	415	1988-91
2. Ashleigh Akens	343	1991-94
3. Quintina Walker	293	1997-02
4. Rebecca Dayvault	264	1990-93
5. Marilyn Gayton	255	1991-94
6. <b>Kyra Kaylor</b>	<b>245</b>	<b>2003-</b>
7. <b>Devin James</b>	<b>224</b>	<b>2004-</b>
8. Angie Evans	200	1991-94
9. Mary Ranone	184	1997-00
10. Bridget Wagner	154	1994-97

### Defensive Rebounds

1. Tiffany Stone	628	1988-91
2. <b>Kyra Kaylor</b>	<b>609</b>	<b>2003-</b>
3. Ashleigh Akens	575	1991-94
4. Rebecca Dayvault	476	1990-93
5. Quintina Walker	446	1997-02
6. Marilyn Gayton	387	1991-94
7. Mary Ranone	348	1997-00
8. Julie Hamiel	338	1994-97
9. Kate Von Holle	324	1997-00
10. Yolanda Settles	318	1993-96

### Total Rebounds

1. Tiffany Stone	1,043	1988-91
2. Ashleigh Akens	918	1991-94
3. <b>Kyra Kaylor</b>	<b>854</b>	<b>2003-</b>
4. Rebecca Dayvault	740	1990-93
5. Quintina Walker	739	1997-02
6. Karen Jordan	737	1984-87
7. Debbie Wade	724	1985-88
8. Betty Strock	698	1979-82
9. Beth Hairfield	648	1985-88
10. Marilyn Gayton	642	1991-94
Lizabeth Edwards	573	1978-81



Tiffany Williamson

### Assists

1. Jen Sobota	503	1999-03
2. Katie Averyt	474	1996-99
3. Sarah Stroh	325	2003-
4. Robin Marino	318	1987-90
5. Tara Roberson	303	1992-95
6. Kyle DeHaven	258	2003-05
7. Tiffany Williamson	250	1989-92
8. Debbie Wade	234	1985-88
9. Nekisa Cooper	231	1995-98
10. Debbie Taylor	227	1983-86

### Steals

1. Jen Sobota	257	1999-03
2. Debbie Wade	205	1985-88
3. Kyle DeHaven	199	2003-05
Katie Averyt	199	1996-99
5. Tiffany Williamson	194	1989-92
6. Brenda Watson	186	1989-92
7. Robin Marino	184	1987-90
8. Debbie Taylor	177	1983-86
9. <b>Devin James</b>	<b>167</b>	<b>2004-</b>
<b>Kyra Kaylor</b>	<b>167</b>	<b>2003-</b>

### Blocked Shots

1. Rebecca Dayvault	155	1990-93
2. <b>Kyra Kaylor</b>	<b>86</b>	<b>2003-</b>
3. Yolanda Settles	69	1993-96
4. <b>Tiffany Benson</b>	<b>67</b>	<b>2006-</b>
5. Andrea Gross	58	1998-02
6. Mary Ranone	55	1997-00
7. Loree Connolly	47	1980-83
8. Bridget Wagner	43	1993-97
9. Nina McIntrye	42	1994-97
Tiffany Stone	42	1988-91




# ANNUAL LEADERS

## Scoring

Year	Leader	Gms.	Pts-Avg.
1977-78	Lynn Norenberg	22	427-19.4
1978-79	Lynn Norenberg	28	484-17.3
1979-80	Lynn Norenberg	16	324-20.3
1980-81	Lynn Norenberg	16	269-16.8
1981-82	Cheryl Yarbrough	28	329-11.8
1982-83	Karen Thorne	25	319-12.8
1983-84	Betsy Becker	27	220-8.1
1984-85	Karen Jordan	27	368-13.6
1985-86	Karen Jordan	27	383-14.2
1986-87	Karen Jordan	27	392-14.5
1987-88	Angie Evans	26	309-11.9
1988-89	Tiffany Stone	27	341-12.6
1989-90	Angie Evans	27	340-12.6
1990-91	Angie Evans	27	405-15.0
1991-92	Ashleigh Akens	27	400-14.8
1992-93	Ashleigh Akens	28	396-14.1
1993-94	Ashleigh Akens	28	456-16.3
1994-95	Aquendine Khasidis	29	474-16.3
1995-96	Julie Sommer	27	293-10.9
1996-97	Julie Sommer	25	261-10.4
1997-98	Julie Sommer	27	307-11.4
1998-99	Julie Sommer	27	355-13.1
1999-00	Mary Ranone	24	345-14.4
2000-01	Jen Sobota	29	414-14.3
2001-02	Jen Sobota	29	399-13.8
2002-03	Jen Sobota	28	336-12.0
2003-04	Kyra Kaylor	29	394-13.6
2004-05	Kyle DeHaven	28	319-11.4
2005-06	Kyra Kaylor	28	522-18.6
2006-07	Kyra Kaylor	31	459-14.8

## Rebounding

Year	Leader	Gms.	Rbs-Avg.
1977-78	Sandy Chambers	21	163-7.8
1978-79	Betty Strock	28	193-7.0
1979-80	Betty Strock	25	199-7.9
1980-81	Janet McGee	32	244-7.6
1981-82	Loree Connolly	28	159-5.7
1982-83	Loree Connolly	25	151-6.0
1983-84	Betsy Becker	27	190-7.0
1984-85	Karen Jordan	27	204-7.6



Julie Hamiel



Sarah Stroh

1985-86	Karen Jordan	27	221-8.2
1986-87	Karen Jordan	27	214-7.9
1987-88	Beth Hairfield	24	221-9.2
1988-89	Tiffany Stone	27	305-11.3
1989-90	Tiffany Stone	27	295-10.9
1990-91	Tiffany Stone	27	273-10.1
1991-92	Ashleigh Akens	27	238-8.8
1992-93	Ashleigh Akens	28	278-9.9
1993-94	Ashleigh Akens	28	295-10.5
1994-95	Nina McIntyre	28	158-5.6
1995-96	Julie Hamiel	25	136-5.4
1996-97	Julie Hamiel	27	162-6.0
1997-98	Quintina Walker	27	198-7.3
1998-99	Mary Ranone	27	164-6.1
1999-00	Kate Von Holle	27	201-7.4
2000-01	Quintina Walker	29	224-7.7
2001-02	Quintina Walker	29	214-7.4
2002-03	Dominique Lewis	28	123-4.4
2003-04	Kyra Kaylor	29	219-7.6
2004-05	Kyle DeHaven	28	166-5.9
2005-06	Kyra Kaylor	28	334-11.9
2006-07	Kyra Kaylor	31	281-9.1

## Assists

Year	Leader	Gms.	Asst-Avg.
1977-78	Tammy Holder	22	80-3.6
1978-79	Lynn Norenberg	28	45-1.6
1979-80	Karen Johnson	25	61-2.4
	Nancy Scott	25	61-2.4
1980-81	Cheryl Yarbrough	30	66-2.2
1981-82	Cheryl Yarbrough	28	79-2.8
1982-83	Cheryl Yarbrough	20	54-2.7
1983-84	Vicki Lutz	27	97-3.6
1984-85	Debbie Taylor	27	58-2.1
1985-86	Debbie Taylor	27	86-3.2
1986-87	Debbie Wade	27	90-3.3
1987-88	Robin Marino	27	95-3.5
1988-89	Robin Marino	26	92-3.5
1989-90	Robin Marino	27	80-3.0
1990-91	Tiffany Williamson	27	92-3.4
1991-92	Tiffany Williamson	27	54-2.0
1992-93	Tara Roberson	28	90-3.2
1993-94	Tara Roberson	28	82-2.9
	Angel Stanton	28	82-2.9

1994-95	Tara Roberson	28	89-3.2
1995-96	Katie Averyt	27	136-5.0
1996-97	Katie Averyt	27	157-5.8
1997-98	Katie Averyt	26	70-2.7
1998-99	Katie Averyt	27	111-4.1
1999-00	Jen Sobota	27	108-4.0
2000-01	Jen Sobota	29	151-5.2
2001-02	Jen Sobota	29	132-4.6
2002-03	Jen Sobota	28	112-4.0
2003-04	Kyle DeHaven	29	137-4.7
2004-05	Kyle DeHaven	28	121-4.3
2005-06	Sarah Stroh	28	113-4.0
2006-07	Sarah Stroh	31	117-3.8

## Blocks

Year	Leader	Gms.	Blks-Avg.
1977-78	Sandy Chambers	21	35-1.7
1978-79	Betty Strock	28	12-0.4
1979-80	Loree Connolly	25	7-0.3
1980-81	Betty Strock	29	11-0.4
1981-82	Loree Connolly	28	13-0.5
1982-83	Loree Connolly	25	17-0.7
1983-84	Sandy DeSilvio	27	9-0.3
1984-85	--	--	--
1985-86	--	--	--
1986-87	Cheryl Sparks	26	21-0.8
1987-88	Debbie Wade	27	12-0.4
1988-89	Tiffany Stone	27	17-0.6
1989-90	Rebecca Dayvault	26	36-1.4
1990-91	Rebecca Dayvault	27	42-1.6
1991-92	Rebecca Dayvault	27	36-1.3
1992-93	Rebecca Dayvault	28	41-1.5
1993-94	Yolanda Settles	28	14-0.5
1994-95	Yolanda Settles	29	24-0.8
1995-96	Yolanda Settles	27	20-0.7
1996-97	Nina McIntyre	25	18-0.7
1997-98	Mary Ranone	27	10-0.4
	Quintina Walker	27	10-0.4
1998-99	Mary Ranone	27	14-0.5
1999-00	Mary Ranone	24	27-1.1
2000-01	Lauren Booker	26	33-1.3
2001-02	Andrea Gross	29	33-1.1
2002-03	Christin Gethers	28	16-0.6
	Dominique Lewis	28	16-0.6



# ANNUAL LEADERS



**Katie Averyt**

2003-04	Kyra Kaylor	29	29-1.0
2004-05	Lindsey Brizendine	28	11-0.4
2005-06	Kyra Kaylor	28	29-1.0
2006-07	Tiffany Benson	31	67-2.2

### Field Goal Pct. (min. 60 attempts)

Year	Leader	FGM-FGA	PCT.
1977-78	Lynn Norenberg	183-303	.604
1978-79	Lynn Norenberg	204-363	.562
1979-80	Lynn Norenberg	125-227	.551
1980-81	Lynn Norenberg	97-191	.507
1981-82	Karen Thorne	99-190	.521
1982-83	Karen Thorne	107-203	.527
1983-84	Vicki Lutz	81-168	.482
1984-85	Debbie Wade	59-135	.437
1985-86	Karen Jordan	150-353	.425
1986-87	Karen Jordan	158-330	.479
1987-88	Tiffany Stone	91-166	.548
1988-89	Tiffany Stone	138-276	.500
1989-90	Tiffany Stone	133-282	.472
1990-91	Ashleigh Akens	43-96	.448
1991-92	Ashleigh Akens	153-267	.573
1992-93	Ashleigh Akens	148-271	.546
1993-94	Ashleigh Akens	157-285	.551
1994-95	Nina McIntyre	65-140	.464
1995-96	Julie Hamiel	115-222	.518
1996-97	Julie Hamiel	117-219	.534
1997-98	Quintina Walker	94-192	.490
1998-99	Mary Ranone	98-205	.478
1999-00	Mary Ranone	126-274	.460
2000-01	Quintina Walker	137-290	.472
2001-02	Andrea Gross	63-140	.450
2002-03	Colleen McCaffrey	63-118	.534
2003-04	Kyra Kaylor	132-259	.510
2004-05	Lizzie Schiel	69-185	.373
2005-06	Kyra Kaylor	181-389	.465
2006-07	Robyn Barton	26-61	.426

### Field Throw Pct. (Min. 50 attempts)

Year	Leader	FTM-FTA	PCT.
1977-78	Lynn Norenberg	61-85	.718
1978-79	Lynn Norenberg	76-101	.752
1979-80	Tammy Holder	42-52	.807
1980-81	Lynn Norenberg	75-89	.843

1981-82	Karen Thorne	59-68	.868
1982-83	Karen Thorne	105-124	.847
1983-84	Betsy Becker	62-110	.564
1984-85	Karen Jordan	90-157	.573
1985-86	Karen Jordan	93-124	.750
1986-87	Karen Jordan	76-119	.639
	Debbie Wade	46-72	.639
1987-88	Robin Marino	51-61	.836
1988-89	Tiffany Stone	65-90	.722
1989-90	Tiffany Williamson	140-197	.711
1990-91	Angie Evans	98-133	.737
1991-92	Tiffany Williamson	122-186	.656
1992-93	Ashleigh Akens	99-138	.717
1993-94	Aquendine Khasidis	79-107	.738
1994-95	Aquendine Khasidis	94-126	.746
1995-96	Julie Sommer	79-92	.859
1996-97	Kate Von Holle	42-57	.737
1997-98	Julie Sommer	62-79	.785
1998-99	Julie Sommer	62-81	.765
1999-00	Mary Ranone	78-104	.750
2000-01	Quintina Walker	74-116	.638
2001-02	Jamie Lange	137-160	.856
2002-03	Jamie Lange	65-77	.844
2003-04	Kyle DeHaven	106-156	.679
2004-05	Kyle DeHaven	73-93	.785
2005-06	Lizzie Schiel	37-50	.740
2006-07	Kyra Kaylor	152-195	.779

### Three-Pt. Field Goal Pct. (Min. 15 made)

Year	Leader	FGM-FGA	PCT.
1987-88	Angie Evans	30-74	.405
1988-89	Brenda Watson	23-63	.365
1989-90	Angie Evans	22-68	.324
1990-91	Angie Evans	19-92	.207
1991-92	Tiffany Williamson	22-40	.550
1992-93	Yolanda Settles	54-148	.365
1993-94	Yolanda Settles	63-177	.356
1994-95	Aquendine Khasidis	40-125	.320
1995-96	Yolanda Settles	36-105	.343
1996-97	Julie Sommer	24-51	.471
1997-98	Jessica Muskey	53-123	.431
1998-99	Julie Sommer	35-98	.357
1999-00	Mary Ranone	15-34	.441

2000-01	Jen Sobota	58-162	.358
2001-02	Jaye Marolla	60-174	.345
2002-03	Megan Baier	31-83	.373
2003-04	Kyra Kaylor	24-60	.400
2004-05	Lizzie Schiel	43-127	.339
2005-06	Kyra Kaylor	34-80	.425
2006-07	Devin James	19-46	.413

### Steals

Year	Leader	Gms.	Stl.-Avg.
1977-78	Tammy Holder	22	83-3.8
1978-79	Tammy Holder	27	46-1.7
1979-80	Lizabeth Edwards	25	26-1.0
1980-81	Cheryl Yarbrough	30	55-1.8
1981-82	Cheryl Yarbrough	28	61-2.2
1982-83	Cheryl Yarbrough	20	44-2.2
1983-84	Vicki Lutz	27	55-2.0
1984-85	-----	--	--
1985-86	-----	--	--
1986-87	Debbie Wade	27	67-2.5
1987-88	Robin Marino	27	67-2.5
1988-89	Robin Marino	26	49-1.9
1989-90	Rebecca Dayvault	26	43-1.7
1990-91	Tiffany Williamson	27	61-2.3
1991-92	Tiffany Williamson	27	64-2.4
1992-93	Marilyn Gayton	28	51-1.8
1993-94	Aquendine Khasidis	28	65-2.3
1994-95	Yolanda Settles	29	57-2.0
1995-96	Katie Averyt	27	52-1.9
1996-97	Katie Averyt	27	50-1.9
1997-98	Nekisa Cooper	27	35-1.3
	Quintina Walker	27	35-1.3
1998-99	Katie Averyt	27	68-2.5
1999-00	Jen Sobota	27	80-3.0
2000-01	Jen Sobota	29	53-1.8
2001-02	Jen Sobota	29	64-2.2
2002-03	Jen Sobota	28	60-2.1
2003-04	Kyle DeHaven	29	97-3.3
2004-05	Kyle DeHaven	28	102-3.6
2005-06	Devin James	28	52-1.9
2006-07	Kyra Kaylor	31	58-1.9



**Lizzie Schiel**



# TEAM SINGLE-GAME RECORDS

## Most Points Scored (1983-2007)

1.	100 (63)	Harvard	11/27/93
2.	96 (69)	UNC Asheville	12/29/01
3.	92 (58)	Charleston Southern	12/18/94
4.	91 (75)	at American	2/13/91
	91 (38)	Coppin State	11/28/86
6.	90 (50)	Navy	11/30/94
7.	89 (76)	Wingate	12/5/96
8.	88 (79)	Howard	11/29/03
	88 (71)	at Wingate	11/22/97
	88 (85)	at Richmond	11/29/02

## Fewest Points Scored


1.	23	at South Florida	12/19/04
2.	30	at James Madison	11/21/89
3.	32	Old Dominion	2/22/01
	32	at Radford	2/23/85
5.	33	at Old Dominion	2/26/06
	33	Richmond	1/27/90
7.	35	Old Dominion	2/27/97
8.	36	Old Dominion	2/16/97
	36	at Old Dominion	1/12/97
10.	37	at North Carolina	11/23/96
	37	Old Dominion	3/10/95

## Most Points Scored In First Half

1.	60	Howard	11/27/93
2.	52	Virginia Wesleyan	11/23/82
3.	51	Hampton	3/2/81
4.	49	College of Charleston	12/18/93
	49	Hampton	2/2/80
6.	47	Howard	11/29/03
	47	Hofstra	1/20/02
	47	Coppin State	11/28/86
	47	Randolph Macon	12/7/82

## Most Points Scored In Second Half

1.	59	Potomac Valley	11/19/94
2.	55	vs. George Mason	3/8/07
3.	54	Wingate	12/5/96



Jen Sobota

4.	51	UNC Asheville	12/29/01
5.	50	Virginia Commonwealth	2/14/02
	50	Richmond	2/1/98
	50	at UNC Wilmington	2/26/93
	50	George Mason	2/2/83
9.	49	American	1/3/02
	49	Davidson	12/10/00
	49	at American	3/12/93
	49	at Radford	1/10/81

## Fewest Points Allowed (1983-2007)

1.	27	Longwood	11/21/06
2.	33	at Towson	1/27/06
3.	35	at Towson	2/6/03
4.	36	Colgate	12/30/92
5.	37	Norfolk State	11/29/00
	37	Lehigh	12/29/98
7.	38	at UNC Wilmington	2/11/07
	38	UNC Wilmington	2/3/02
	38	UNC Wilmington	2/18/97
	38	Coppin State	2/17/92

## Most Points Scored (1970-83)

1.	98	Averett College	1977-78
2.	96	Hampton	3/3/81
3.	95	Emory & Henry	1978-79
4.	95	Virginia Wesleyan	11/23/82
5.	94	Randolph-Macon	12/7/82
6.	90	Eastern Mennonite	1/27/78
7.	89	at Christopher Newport	1/12/82
8.	88	Navy (2 ot)	1/24/81
9.	86	at Richmond	2/17/81
10.	85	James Madison	2/24/82

## Fewest Points Allowed (1970-83)

1.	14	Christopher Newport	1971-72
2.	23	Mary Washington	2/14/73
	23	Mary Washington	1971-72
4.	24	Westhampton	1975-76
	24	at Christopher Newport	1971-72
6.	26	Richmond	1977-78
	26	Westhampton	1971-72
8.	28	at Virginia	2/19/77
	28	Old Dominion	2/16/77
	28	Virginia	2/4/75

## Most Field Goals Made

1.	41	Virginia Wesleyan	11/23/82
2.	34	at Longwood	11/29/05
	34	Gardner-Webb	12/6/02
	34	UNC-Asheville	12/29/01
	34	East Carolina	1/20/94
6.	33	eight times, most recent: vs. UNC Wilmington	2/26/93

## Best Field Goal Percentage

1.	.614 (27-44)	Delaware	1/22/06
	.594 (41-69)	Va. Wesleyan	11/23/82
3.	.564 (31-55)	UNC Wilmington	2/26/97
4.	.561 (23-41)	at UNC Wilmington	2/4/96
5.	.550 (22-40)	at Richmond	11/16/06
6.	.548 (34-62)	at Longwood	11/29/05
	.543 (25-46)	College of Charleston	11/15/98
	.543 (25-46)	UNC Wilmington	1/19/96
9.	.540 (27-50)	at Richmond	1/25/01
10.	.531 (25-47)	American	2/25/85



Rebecca Dayvault

## Most Field Goal Attempts

1.	82	UNC Asheville	12/29/01
2.	80	Randolph Macon	12/6/83
	80	Christopher Newport	1/12/81
4.	79	Virginia Wesleyan	2/7/94
	79	East Carolina	2/28/93
6.	78	Akron	12/4/87
	78	East Tennessee State	11/28/87
	78	Virginia Wesleyan	11/27/84
	78	Longwood	11/22/80
10.	77	American	2/10/95
	77	Harvard	11/27/93

## Fewest Field Goals Made

1.	9	at South Florida	12/19/04
2.	10	Old Dominion	1/1/02
3.	11	Old Dominion	2/22/01
4.	12	at Old Dominion	2/26/06
	12	at Old Dominion	3/2/03
6.	13	at Maine	11/11/06
	13	Old Dominion	2/16/97
	13	Old Dominion	2/5/95

## Most Three-Point Field Goals Made

1.	13	Richmond	2/7/01
	13	Davidson	12/10/00
3.	12	Georgia State	2/17/06
4.	10	at High Point	1/26/06
	10	at Georgia State	1/6/06
	10	Hofstra	2/6/05
	10	vs Indiana State	12/18/04
	10	Howard	11/29/03
	10	at UNC Wilmington	1/8/02
	10	at Richmond	2/25/00
	10	at Maryland	12/28/94
	10	George Mason	2/27/94
	10	George Mason	1/30/94



# TEAM SINGLE-GAME RECORDS

## Most Three-Point Field Goal Attempts

1.	29	at Hofstra	2/6/05
	29	Hofstra	1/29/02
3.	28	vs Indiana State	12/18/04
	28	Delaware	2/16/03
5.	27	Georgia State	2/17/06
	27	George Mason	3/8/00
	27	at Old Dominion	2/20/98
8.	26	at Liberty	11/26/05
	26	Richmond	2/7/01
	26	Virginia	12/2/99
	26	Delaware State	1/6/94

## Most Free Throws Made

1.	33	American	1/3/98
	33	Loyola	12/28/90
3.	32	American	1/3/02
4.	30	at American	1/29/99
	30	Hampton Institute	3/3/81
6.	29	Richmond	1/21/00
	29	at Virginia Commonwealth	1/2/96
8.	28	UNC Wilmington	2/8/98
	28	Monmouth	12/6/97
	28	Maryland Eastern Shore	1/20/93

## Most Free Throws Attempted

1.	45	American	1/3/99
	45	American	1/3/98
	45	Virginia Commonwealth	2/22/82
4.	43	Monmouth	12/6/97
5.	42	at UNC Wilmington	2/22/92
6.	41	at American	1/29/99
	41	East Carolina	2/26/92
8.	40	Elon	11/25/98
9.	39	American	1/3/02
	39	New Orleans	11/28/97



Ashleigh Akens

## Best Free Throw Pct. (Min. 25 Attempts)

1.	.897 (26-29)	Old Dominion	1/1/02
2.	.885 (23-26)	at George Mason	1/23/98
3.	.871 (27-31)	at VCU	1/4/98
	.871 (27-31)	at East Carolina	1/19/81
5.	.862 (25-29)	vs. George Mason	3/8/07
6.	.857 (24-28)	at Mt. St. Mary's	2/3/90
7.	.840 (21-25)	at VCU	2/29/04
	.840 (21-25)	at VCU	1/18/01
9.	.813 (26-32)	St. Francis	12/21/98
	.813 (26-32)	James Madison	12/5/98

## Most Fouls

1.	33	at American	1/22/98
2.	32	Navy	1/22/83
3.	31	at Richmond	2/1/98
	31	Navy	1/19/85
5.	30	at Mt. St. Mary's	12/8/06
	30	Vermont	12/7/03
	30	at Elon	11/23/03
	30	Virginia Commonwealth	2/14/02
	30	George Mason	3/7/96
	30	at James Madison	2/25/96

## Most Rebounds

1.	68	Bridgewater	2/6/81
2.	66	East Carolina	2/26/92
3.	60	at Norfolk State	12/21/06
4.	59	Wake Forest	1/15/83
5.	58	Richmond	1/21/00
6.	57	at Richmond	11/29/01
	57	Winthrop	11/27/87
8.	56	Howard	12/10/06
9.	55	Liberty Baptist	12/1/84
10.	54	Howard	12/4/90
	54	Austin Peay	11/24/90

## Fewest Rebounds


1.	19	at Old Dominion	3/1/02
	19	at James Madison	2/25/01
3.	21	George Mason	2/11/05
4.	22	Drexel	1/23/05
	22	at James Madison	2/13/88
6.	23	at Virginia Commonwealth	1/16/03
7.	24	at Old Dominion	3/4/04
	24	at James Madison	2/20/00
9.	25	at Old Dominion	3/10/95
	25	Lafayette	1/10/95

## Most Assists

1.	27	Davidson	12/10/00
2.	26	Georgia State	2/17/06
	26	Howard	11/27/93
4.	25	Gardner-Webb	12/6/02
	25	East Carolina	2/7/97
	25	Delaware State	1/6/94
7.	24	James Madison	2/19/06
	24	Davidson	1/6/95
9.	23	Vermont	12/7/03
	23	Howard	11/29/03
	23	St. Francis	12/30/97
	23	Navy	11/30/93

## Most Steals

1.	24	Liberty	11/21/80
2.	21	East Tennessee State	11/28/87
3.	20	Harvard	11/27/93
4.	18	George Mason	2/11/05
	18	Vermont	12/7/03



Nina McIntyre

18	at Liberty	2/19/90	
7.	17	at James Madison	2/13/05
	17	Lehigh	12/29/98
	17	Campbell	12/3/94
	17	Navy	11/30/93

## Most Turnovers

1.	40	at Radford	2/3/85
2.	39	East Carolina	2/17/81
3.	35	Old Dominion	3/3/96
	35	Randolph-Macon	1/16/88
5.	34	at North Carolina	11/23/99
	34	Old Dominion	2/27/97
	34	at Old Dominion	2/2/96
	34	Virginia Tech	12/18/87
9.	33	American	1/11/92
10.	32	five times, most recent: at Duke	11/18/00

## Most Opponent Turnovers

1.	33	at Winthrop	11/13/98
2.	30	Iona	1/2/01
	30	Randolph-Macon	1/16/88
4.	29	Charleston Southern	12/31/03
	29	at Old Dominion	2/29/92
	29	East Carolina	2/16/91
7.	28	Gardner-Webb	12/6/02
	28	Mount St. Mary's	12/7/91
	28	St. Joseph's	11/29/91
	28	at UNC Wilmington	1/21/91

## Fewest Turnovers

1.	7	East Carolina	2/7/97
2.	8	James Madison	2/13/03
3.	9	UNC Wilmington	2/20/04
	9	at UNC Wilmington	2/20/94
5.	10	nine times, most recent: Drexel	3/2/06



# TEAM SINGLE-SEASON RECORDS

## Field Goals Made

863, 1980-1981 (32)  
723, 1993-1994 (28)  
708, 1978-1979 (29)  
660, 1992-1993 (28)  
660, 1977-1978 (22)  
657, 2001-2002 (29)  
655, 1982-1983 (25)  
651, 1994-1995 (29)  
645, 2006-2007 (31)  
645, 1979-1980 (25)  
642, 1985-1986 (27)  
639, 1981-1982 (28)  
638, 1987-1988 (27)  
636, 1996-1997 (27)  
631, 2003-2004 (29)  
630, 2002-2003 (28)  
623, 2005-2006 (28)  
615, 1986-1987 (27)  
611, 1988-1989 (27)  
605, 1997-1998 (27)  
602, 1995-1996 (27)  
601, 1989-1990 (27)  
600, 2000-2001 (29)  
600, 1998-1999 (27)  
597, 1983-1984 (27)  
585, 1991-1992 (27)  
583, 1984-1985 (27)  
571, 1999-2000 (27)  
569, 1990-1991 (27)  
561, 2004-2005 (28)

## Field Goals Att.

2054, 1980-1981 (32)  
1797, 2001-2002 (29)  
1760, 1994-1995 (29)  
1710, 1992-1993 (28)  
1710, 1993-1994 (28)  
1695, 1988-1989 (27)  
1667, 2006-2007 (31)  
1662, 2002-2003 (28)  
1661, 1985-1986 (27)  
1652, 1981-1982 (28)  
1649, 1987-1988 (27)  
1648, 1999-2000 (27)  
1642, 2004-2005 (28)  
1631, 1978-1979 (29)  
1620, 2005-2006 (28)  
1596, 2000-2001 (29)  
1590, 1990-1991 (27)  
1585, 1989-1990 (27)  
1568, 2003-2004 (29)  
1567, 1977-1978 (22)  
1545, 1986-1987 (27)  
1538, 1984-1985 (27)  
1527, 1996-1997 (27)  
1524, 1982-1983 (25)  
1513, 1997-1998 (27)  
1511, 1979-1980 (25)  
1510, 1983-1984 (27)  
1497, 1991-1992 (27)  
1477, 1998-1999 (27)  
1456, 1995-1996 (27)

## Field Goal Pct.

.434, 1978-1979 (29)  
.430, 1982-1983 (25)

.427, 1979-1980 (25)  
.423, 1993-1994 (28)  
.420, 1980-1981 (32)  
.417, 1996-1997 (27)  
.413, 1995-1996 (27)  
.421, 1977-1978 (22)  
.406, 1998-1999 (27)  
.400, 1997-1998 (27)  
.398, 1986-1987 (27)  
.395, 1983-1984 (27)  
.391, 1991-1992 (27)  
.387, 2006-2007 (31)  
.387, 1987-1988 (27)  
.387, 1985-1986 (27)  
.387, 1981-1982 (28)  
.386, 1992-1993 (28)  
.385, 2005-2006 (28)  
.379, 2002-2003 (28)  
.379, 1989-1990 (27)  
.379, 1984-1985 (27)  
.376, 2000-2001 (29)  
.370, 1994-1995 (29)  
.366, 2001-2002 (29)  
.360, 1988-1989 (27)  
.358, 1990-1991 (27)  
.346, 1999-2000 (27)  
.342, 2004-2005 (28)  
.321, 2003-2004 (29)

## 3-Pt. Field Goals Made

196, 2006-2007 (31)  
167, 2001-2002 (29)  
160, 2005-2006 (28)  
155, 2003-2004 (29)  
154, 2000-2001 (29)  
137, 1997-1998 (27)  
136, 1993-1994 (28)  
124, 2004-2005 (28)  
124, 2002-2003 (28)  
112, 1999-2000 (27)  
112, 1992-1993 (28)  
105, 1994-1995 (29)  
87, 1998-1999 (27)  
74, 1995-1996 (27)  
69, 1996-1997 (27)  
56, 1991-1992 (27)  
53, 1989-1990 (27)  
51, 1990-1991 (27)  
49, 1988-1989 (27)  
33, 1987-1988 (27)

## 3-Pt. Field Goals Att.

567, 2001-2002 (29)  
544, 2006-2007 (31)  
502, 2003-2004 (29)  
487, 2000-2001 (29)  
475, 1999-2000 (27)  
472, 2005-2006 (28)  
457, 2002-2003 (28)  
447, 2004-2005 (28)  
436, 1993-1994 (28)  
399, 1997-1998 (27)  
377, 1992-1993 (28)  
369, 1994-1995 (29)  
285, 1998-1999 (27)  
250, 1995-1996 (27)  
225, 1996-1997 (27)

222, 1990-1991 (27)  
192, 1991-1992 (27)  
188, 1989-1990 (27)  
167, 1988-1989 (27)  
91, 1987-1988 (27)

## 3-Pt. Field Goal Pct.

.363, 1987-1988 (27)  
.360, 2006-2007 (31)  
.343, 1997-1998 (27)  
.339, 2005-2006 (28)  
.316, 2000-2001 (29)  
.312, 1993-1994 (28)  
.309, 2003-2004 (29)  
.307, 1996-1997 (27)  
.305, 1998-1999 (27)  
.297, 1992-1993 (28)  
.296, 1995-1996 (27)  
.295, 2001-2002 (29)  
.293, 1988-1989 (27)  
.292, 1991-1992 (27)  
.285, 1994-1995 (29)  
.282, 1989-1990 (27)  
.277, 2004-2005 (28)  
.271, 2002-2003 (28)  
.236, 1999-2000 (27)  
.230, 1990-1991 (27)

## Free Throws Made

487, 1980-1981 (32)  
474, 2001-2002 (29)  
438, 1998-1999 (27)  
438, 1990-1991 (27)  
422, 1997-1998 (27)  
413, 1993-1994 (28)  
407, 1995-1996 (27)  
401, 1991-1992 (27)  
394, 2003-2004 (29)  
393, 2006-2007 (31)  
380, 1999-2000 (27)  
379, 1989-1990 (27)  
367, 1981-1982 (28)  
353, 2002-2003 (28)  
343, 1982-1983 (25)  
338, 2000-2001 (29)  
336, 1985-1986 (27)  
334, 1996-1997 (27)

331, 1979-1980 (25)  
326, 2005-2006 (28)  
313, 1978-1979 (29)  
312, 1988-1989 (27)  
311, 2004-2005 (28)  
309, 1992-1993 (28)  
303, 1994-1995 (29)  
303, 1987-1988 (27)  
299, 1983-1984 (27)  
298, 1986-1987 (27)  
294, 1984-1985 (27)  
231, 1977-1978 (22)

## Free Throws Att.

709, 1980-1981 (32)  
684, 2001-2002 (29)  
667, 1990-1991 (27)  
660, 1998-1999 (27)  
650, 1991-1992 (27)  
637, 1993-1994 (28)  
615, 1997-1998 (27)  
584, 1995-1996 (27)  
583, 2003-2004 (29)  
567, 1999-2000 (27)  
566, 2006-2007 (31)  
566, 1989-1990 (27)  
560, 1981-1982 (28)  
536, 1984-1985 (27)  
535, 2000-2001 (29)  
530, 1988-1989 (27)  
525, 2002-2003 (28)  
513, 1986-1987 (27)  
512, 1982-1983 (25)  
509, 1992-1993 (28)  
505, 1985-1986 (27)  
504, 1996-1997 (27)  
503, 1994-1995 (29)  
480, 1983-1984 (27)  
477, 1987-1988 (27)  
476, 1979-1980 (25)  
468, 2005-2006 (28)  
467, 2004-2005 (28)  
458, 1978-1979 (29)  
377, 1977-1978 (22)



1980-81 William and Mary Tribe

# TEAM SINGLE-SEASON RECORDS



1990-91 William and Mary Tribe

### Free Throw Pct.

.697, 2005-2006 (28)  
.697, 1995-1996 (27)  
.695, 1979-1980 (25)  
.694, 2006-2007 (31)  
.693, 2001-2002 (29)  
.687, 1980-1981 (32)  
.686, 1997-1998 (27)  
.683, 1978-1979 (29)  
.676, 2003-2004 (29)  
.672, 2002-2003 (28)  
.670, 1999-2000 (27)  
.670, 1989-1990 (27)  
.670, 1982-1983 (25)  
.666, 2004-2005 (28)  
.665, 1985-1986 (27)  
.664, 1998-1999 (27)  
.663, 1996-1997 (27)  
.657, 1990-1991 (27)  
.655, 1981-1982 (28)  
.648, 1993-1994 (28)  
.635, 1987-1988 (27)  
.632, 2000-2001 (29)  
.623, 1983-1984 (27)  
.617, 1991-1992 (27)  
.612, 1977-1978 (22)  
.607, 1992-1993 (28)  
.602, 1994-1995 (29)  
.589, 1988-1989 (27)  
.581, 1986-1987 (27)  
.549, 1984-1985 (27)

### Scoring Average

71.3, 1993-1994 (28)  
70.5, 1977-1978 (22)  
68.6, 1980-1981 (32)  
67.4, 2001-2002 (29)  
66.1, 1982-1983 (25)  
65.5, 1997-1998 (27)  
64.8, 1979-1980 (25)  
63.9, 1998-1999 (27)  
62.4, 2003-2004 (29)  
62.4, 1995-1996 (27)  
62.2, 1992-1993 (28)  
62.0, 2002-2003 (28)  
62.0, 1996-1997 (27)  
61.9, 2005-2006 (28)  
60.6, 2006-2007 (31)

60.5, 1999-2000 (27)  
60.5, 1989-1990 (27)  
60.3, 1991-1992 (27)  
60.3, 1990-1991 (27)  
60.0, 1985-1986 (27)  
59.7, 1987-1988 (27)  
59.6, 1978-1979 (29)  
59.0, 1994-1995 (29)  
58.8, 1981-1982 (28)  
58.6, 1988-1989 (27)  
58.3, 2000-2001 (29)  
56.6, 1986-1987 (27)  
55.6, 2004-2005 (28)  
55.3, 1983-1984 (27)  
54.1, 1984-1985 (27)

### Points

2213, 1980-1981 (32)  
1995, 1993-1994 (28)  
1955, 2001-2002 (29)  
1879, 2006-2007 (31)  
1811, 2003-2004 (29)  
1769, 1997-1998 (27)  
1741, 1992-1993 (28)  
1737, 2002-2003 (28)  
1732, 2005-2006 (28)  
1729, 1978-1979 (29)  
1725, 1998-1999 (27)  
1710, 1994-1995 (29)  
1692, 2000-2001 (29)  
1685, 1995-1996 (27)  
1675, 1996-1997 (27)  
1653, 1982-1983 (25)  
1645, 1981-1982 (28)  
1634, 1999-2000 (27)  
1634, 1989-1990 (27)  
1627, 1991-1992 (27)  
1627, 1990-1991 (27)  
1621, 1979-1980 (25)  
1620, 1985-1986 (27)  
1612, 1987-1988 (27)  
1583, 1988-1989 (27)  
1557, 2004-2005 (28)  
1551, 1977-1978 (22)  
1528, 1986-1987 (27)  
1493, 1983-1984 (27)  
1460, 1984-1985 (27)

### Fouls

640, 2003-2004 (29)  
599, 2004-2005 (28)  
596, 1994-1995 (29)  
596, 1980-1981 (32)  
587, 1996-1997 (27)  
581, 1997-1998 (27)  
579, 2001-2002 (29)  
578, 1981-1982 (28)  
565, 1988-1989 (27)  
564, 2000-2001 (29)  
560, 1990-1991 (27)  
555, 1995-1996 (27)  
550, 1991-1992 (27)  
546, 1982-1983 (25)  
539, 2002-2003 (28)  
527, 1999-2000 (27)  
526, 2006-2007 (31)  
526, 1985-1986 (27)  
520, 1986-1987 (27)  
514, 1992-1993 (28)  
514, 1989-1990 (27)  
508, 1984-1985 (27)  
503, 1998-1999 (27)  
491, 1983-1984 (27)  
472, 1977-1978 (22)  
461, 1993-1994 (28)  
458, 2005-2006 (28)  
457, 1987-1988 (27)  
431, 1979-1980 (25)

### Rebound Average

43.3, 1982-1983 (25)  
43.0, 1977-1978 (22)  
42.7, 1980-1981 (32)  
42.0, 1990-1991 (27)  
42.0, 1984-1985 (27)  
41.6, 1988-1989 (27)  
41.5, 1993-1994 (28)  
41.3, 1986-1987 (27)  
41.1, 1983-1984 (27)  
41.0, 1989-1990 (27)  
40.8, 1985-1986 (27)  
40.8, 1981-1982 (28)  
40.2, 1992-1993 (28)  
39.7, 1987-1988 (27)  
39.1, 1994-1995 (29)

39.0, 2005-2006 (28)  
38.9, 2001-2002 (29)  
38.9, 1979-1980 (25)  
38.7, 2006-2007 (31)  
38.5, 1998-1999 (27)  
38.3, 1999-2000 (27)  
37.7, 1991-1992 (27)  
37.4, 1995-1996 (27)  
37.1, 1996-1997 (27)  
36.8, 2000-2001 (29)  
36.1, 2002-2003 (28)  
35.9, 1997-1998 (27)  
34.2, 2003-2004 (29)  
33.6, 2004-2005 (28)  
29.9, 1978-1979 (29)

### Rebounds

1258, 1980-1981 (32)  
1201, 2006-2007 (31)  
1161, 1993-1994 (28)  
1143, 1981-1982 (28)  
1134, 1984-1985 (27)  
1133, 1994-1995 (29)  
1133, 1990-1991 (27)  
1127, 2001-2002 (29)  
1126, 1992-1993 (28)  
1124, 1988-1989 (27)  
1120, 1991-1992 (27)  
1110, 1983-1984 (27)  
1108, 1989-1990 (27)  
1092, 2005-2006 (28)  
1083, 1982-1983 (25)  
1072, 1987-1988 (27)  
1066, 2000-2001 (29)  
1042, 1985-1986 (27)  
1040, 1998-1999 (27)  
1039, 1986-1987 (27)  
1034, 1999-2000 (27)  
1010, 2002-2003 (28)  
1009, 1995-1996 (27)  
1001, 1996-1997 (27)  
993, 2003-2004 (29)  
974, 1979-1980 (25)  
970, 1997-1998 (27)  
946, 1977-1978 (22)  
940, 2004-2005 (28)  
838, 1978-1979 (29)



2001-02 William and Mary Tribe



# HONORS



**Kia Butts**



**Julie Sommer**

**CAA Player of the Year**

**2005-06** Kyra Kaylor

**CAA Coach of the Year**

**2005-06** Debbie Taylor

**CAA Rookie of the Year**

**1997-98** Quintina Walker

**1987-88** Angie Evans

**CAA Defensive Player of the Year**

**2004-05** Kyle DeHaven

**CAA Scholar-Athlete**

**1999-00** Erin Wilmer

**1998-99** Nicole Carbo

**1998-99** Kate Von Holle

**1998-99** Julie Sommer

**1998-99** Carrie Conklin

**1998-99** Sarah Combs

**1989-90** Angie Evans

**1988-89** Tracey Cardwell

Angie Evans

**1986-87** Lisa Koehl

**All-CAA**

**2006-07** Kyra Kaylor (1)

**2005-06** Kyra Kaylor (1)

**2004-05** Kyle DeHaven (2)

**2003-04** Kyra Kaylor (3)

**2000-01** Jen Sobota (2)

Quintina Walker (2)

**1995-96** Julie Hamiel (2)

**1994-95** Aquendine Khasidas (2)

**1993-94** Ashleigh Akens (1)

**1993-94** Marilyn Gayton (2)

**1992-93** Ashleigh Akens (1)

**1991-92** Ashleigh Akens (2)

**1990-91** Tiffany Stone (2)

**1989-90** Tiffany Stone (2)

**1988-89** Tiffany Stone (2)

**1985-86** Karen Jordan (2)

**CAA All-Rookie Team**

**2006-07** Tiffany Benson

**2005-06** Dani Kell

**2003-04** Kyle DeHaven

**2003-04** Kyra Kaylor

**2002-03** Dominique Lewis

**2001-02** Kia Butts

**2000-01** Ornit Shwartz

**1999-00** Jen Sobota

**1997-98** Quintina Walker

**1995-96** Katie Averyt

**1992-93** Yolanda Settles

**1991-92** Tara Roberson

**1990-91** Marilyn Gayton

**1989-90** Rebecca Dayvault

**1988-89** Tiffany Williamson

**1987-88** Angie Evans

**CAA All-Defensive Team**

**2004-05** Kyle DeHaven

**2003-04** Kyle DeHaven

**1994-95** Aquendine Khasidas

**1993-94** Aquendine Khasidis

**1992-93** Rebecca Dayvault

**1991-92** Tiffany Williamson

**1990-91** Tiffany Williamson

**1989-90** Tiffany Williamson

**1987-88** Debbie Wade

**CAA All-Academic Team**

**2006-07** Sarah Stroh

**2005-06** Sarah Stroh

**2003-04** Christin Gethers

**1997-98** Julie Sommer

**1995-96** Cynthia Martin

**1993-94** Cynthia Martin

**1990-91** Angie Evans

**1989-90** Angie Evans

**1988-89** Tracey Cardwell

**1988-89** Angie Evans

**1986-87** Karen Jordan

**W&M Athletic Hall of Fame**

**1991-92** Lynn Norenberg Barry

**Athletic Education Foundation**

**Outstanding Senior Award**

**1980-81** Nancy Scott

Lynn Norenberg

**Martha Barksdale Award**

**1985-86** Lisa Koehl

**1981-82** Betty Strock

**1980-81** Lynn Norenberg

**AIAW All-Region 2 Team**

**1980-81** Lynn Norenberg

**Academic All-America**

**1998-99** Julie Sommer

**1990-91** Angie Evans

(District III)

**1989-90** Angie Evans

(District III)

**1988-89** Angie Evans

(District III)

**1981-82** Betty Strock

**1980-81** Lynn Norenberg

**1979-80** Lynn Norenberg

**VaSID Player of the Year**

**2005-06** Kyra Kaylor

**VaSID All-State**

**2006-07** Kyra Kaylor (2)

**2005-06** Kyra Kaylor (1)

**1995-96** Julie Hamiel (2)

**1994-95** Aquendine Khasidas (2)

**1993-94** Ashleigh Akens (1)

**1992-93** Ashleigh Akens (1)

**1990-91** Tiffany Stone (2)

**1989-90** Tiffany Stone (2)

**1988-89** Tiffany Stone (2)

**Richmond Times-Dispatch All-State**

**2006-07** Kyra Kaylor (1)

**VIAIW All-State Team**

**1981-82** Cheryl Yarbrough

**1979-80** Lynn Norenberg

**1978-79** Lynn Norenberg

**1977-78** Lynn Norenberg

**1977-78** Tammy Holder

**VIAIW State All-Tournament**

**1982-83** Karen Thorne

**1980-81** Betty Strock

**1979-80** Lynn Norenberg

**1978-79** Lynn Norenberg

**1977-78** Lynn Norenberg

# 1,000-POINT CLUB



1,511

**Jen Sobota**



*Guard • 5-4 • Latrobe, Pa. • 1999-2003*

Year	G	FG-FGA	FT-FTA	Pts.	Avg.
1999-00	27	128-375	58-96	362	13.4
2000-01	29	135-375	86-139	414	14.3
2001-02	29	136-380	77-117	399	13.8
2002-03	28	105-297	81-126	336	12.0
<b>Totals</b>	<b>113</b>	<b>504-1427</b>	<b>302-478</b>	<b>1511</b>	<b>13.3</b>

1,500

**Lynn Norenberg**



*Forward • 5-8 • St. Petersburg, Fla. • 1977-1981*

Year	G	FG-FGA	FT-FTA	Pts.	Avg.
1977-78	22	183-303	61-85	427	19.4
1978-79	28	204-263	76-101	484	17.3
1979-80	16	123-227	74-94	320	20.3
1980-81	16	97-191	75-89	269	16.8
<b>Totals</b>	<b>82</b>	<b>607-984</b>	<b>286-369</b>	<b>1500</b>	<b>18.3</b>

1,411

**Kyra Kaylor**



*Forward • 6-0 • Pittsburgh, Pa. • 2003-*

Year	G	FG-FGA	FT-FTA	Pts.	Avg.
2003-04	29	132-259	106-156	394	13.6
2004-05	4	12-29	11-15	36	9.0
2005-06	28	181-389	126-181	522	18.6
2006-07	31	136-325	152-195	459	14.8
<b>Totals</b>	<b>92</b>	<b>461-1002</b>	<b>395-547</b>	<b>1,411</b>	<b>15.3</b>

1,372

**Ashleigh Akens**



*Forward • 6-0 • Marietta, Ga. • 1990-94*

Year	G	FG-FGA	FT-FTA	Pts.	Avg.
1990-91	27	43-96	34-49	120	4.5
1991-92	27	153-267	94-147	400	14.8
1992-93	28	148-271	99-138	396	14.1
1993-94	28	157-285	142-205	456	16.3
<b>Totals</b>	<b>110</b>	<b>501-919</b>	<b>369-539</b>	<b>1372</b>	<b>12.5</b>

1,340

**Angie Evans**



*Guard • 5-8 • Somers Point, N.J. • 1987-1991*

Year	G	FG-FGA	FT-FTA	Pts.	Avg.
1987-88	26	116-317	47-70	309	11.9
1988-89	26	118-317	42-78	286	11.0
1989-90	27	126-317	66-94	340	12.6
1990-91	27	144-376	98-133	405	15.0
<b>Totals</b>	<b>106</b>	<b>504-1327</b>	<b>253-375</b>	<b>1340</b>	<b>12.6</b>

1,294

**Karen Jordan**



*Forward • 5-11 • Fairfax Station, Va. • 1983-1987*

Year	G	FG-FGA	FT-FTA	Pts.	Avg.
1983-84	24	63-138	26-50	152	6.3
1984-85	27	139-324	90-157	368	13.6
1985-86	27	150-353	93-124	382	14.7
1986-87	27	158-330	76-119	392	14.5
<b>Totals</b>	<b>105</b>	<b>510-1145</b>	<b>285-450</b>	<b>1294</b>	<b>12.3</b>

1,216

**Julie Sommer**



*Guard • 5-11 • Altoona, Pa. • 1995-1999*

Year	G	FG-FGA	FT-FTA	Pts.	Avg.
1995-96	27	100-202	79-92	293	10.9
1996-97	25	92-221	53-74	261	10.4
1997-98	27	107-262	62-79	307	11.4
1998-99	27	129-293	62-81	355	13.1
<b>Totals</b>	<b>106</b>	<b>428-978</b>	<b>256-405</b>	<b>1216</b>	<b>11.4</b>

1,155

**Marilyn Gayton**



*Forward • 5-11 • Yorktown, Va. • 1990-1994*

Year	G	FG-FGA	FT-FTA	Pts.	Avg.
1990-91	27	57-139	27-49	141	5.2
1991-92	27	106-254	59-92	275	10.2
1992-93	28	130-315	75-114	339	12.1
1993-94	28	164-311	67-107	400	14.3
<b>Totals</b>	<b>110</b>	<b>457-1019</b>	<b>228-362</b>	<b>1155</b>	<b>10.5</b>

1,146

**Tiffany Stone**



*Forward • 6-2 • Milwaukee, Wisc. • 1987-1991*

Year	G	FG-FGA	FT-FTA	Pts.	Avg.
1987-88	27	91-66	24-48	206	7.6
1988-89	27	138-276	65-90	341	12.6
1989-90	27	133-282	45-70	311	11.5
1990-91	27	104-237	80-110	288	10.7
<b>Totals</b>	<b>108</b>	<b>466-961</b>	<b>214-328</b>	<b>1146</b>	<b>10.6</b>

1,112

**Aquendine Khasidis**



*Guard • 5-5 • Albany, N.Y. • 1991-1995*

Year	G	FG-FGA	FT-FTA	Pts.	Avg.
1991-92	25	17-50	1-8	37	1.5
1992-93	28	110-301	41-78	280	10.0
1993-94	28	107-320	79-107	321	11.5
1994-95	29	170-432	94-126	474	16.3
<b>Totals</b>	<b>110</b>	<b>404-1103</b>	<b>215-319</b>	<b>1112</b>	<b>10.1</b>

1,021

**Tiffany Williamson**



*Guard • 5-7 • Columbia, S.C. • 1988-1992*

Year	G	FG-FGA	FT-FTA	Pts.	Avg.
1988-89	27	41-139	66-110	148	5.5
1989-90	27	90-260	140-197	326	12.1
1990-91	27	53-191	119-177	229	8.4
1991-92	27	87-262	122-186	318	11.8
<b>Totals</b>	<b>108</b>	<b>271-852</b>	<b>447-670</b>	<b>1021</b>	<b>9.4</b>





## TRIBE ALUMNAE



**TARA**  
**Roberson**

**Class of '95 • B.S. Chemistry**

Diagnostic Specialist for Bracco Diagnostics, Inc. (formerly Bristol Myers Squibb Diagnostics) Laurel, Md.

"I have parlayed my W&M chemistry degree into a rewarding career in the pharmaceutical/biotechnology industries. My W&M experience left an indelible mark on me intellectually, athletically and personally. The classroom prepared me for the journey ahead by equipping me with an ability to think critically and strategically. On the hardwood, I developed an outstanding work ethic, competitiveness, accountability and interpersonal skills. Finally, one of my dearest and closest friends today is a former teammate (Nina McIntyre). I am still consistently rewarded with respect when others discover my alma mater, and it is always a joy to experience the camaraderie of fellow alumnae of all ages with whom I occasionally cross paths."



**TIFFANY**  
**Stone**

**Class of '91 • B.S. Marketing**  
**M.B.A. University of Wisconsin**

Vice President of Community Development, Atlanta Spirit, LLC (parent company of the Atlanta Hawks) Atlanta, Ga.

"My decision to attend William and Mary is without a doubt the best decision I have made in my life to date. The quality of the people that I was exposed to both on and off the court was like no other. My William and Mary experience not only helped prepare me for life and the workplace, it also provided me with an opportunity to form relationships that will last forever. I am always extremely proud to say that I am part of the W&M family."



**Katy**  
**Neumer**

**Class of '07 • B.A.A. Finance**

Private Client Services Analyst  
Bear Stearns  
New York, N.Y.

"My decision to attend the College of William and Mary has proven to be one of the most rewarding decisions of my life. Throughout my collegiate experience, I was exposed to incredible challenges - both on and off the court - that have prepared me for the highly competitive Wall Street culture. I am deeply thankful to Coach Taylor for both the opportunity that she gave me and for the lessons that she taught me. I am truly honored and blessed to be part of the Tribe family, and to have those friendships and memories that will last a lifetime."




**Megan**  
**Baier**

**Class of '04 • B.S./B.A. Marketing/English**  
**J.D. University of Michigan**

Associate  
Skadden, Arps, Slate, Meagher & Flom LLP  
Chicago, Ill.

"I can't begin to express my gratitude toward the coaches, the College itself and the support staff at William and Mary. As soon as I stepped foot onto campus, I knew that it was an extraordinary place. I was able to pursue not only an education that is nationally renowned, but also a myriad of culturally and intellectually stimulating events outside the classroom. My experiences on the women's basketball team at W&M has forever changed my life. I left W&M not simply as a degree holder, but as a better person because of the guidance I was given by my coaches and support staff. They taught me the importance of leadership, teamwork, family and perseverance. The young ladies I was honored to have played with throughout my tenure were exceptional, and we will remain friends because of bonds made and trials overcome during our time together."



**CHRISTIN**  
**GETTERS**

**Class of '04 • B.S. Kinesiology**

Pre-medical student  
University of Pennsylvania  
Philadelphia, Pa.

"I cannot even begin to express how remarkable my experience was at the College of William and Mary and as a member of the women's basketball team. In addition to earning a degree from an outstanding academic institution, I also learned valuable life lessons from both my coaches and teammates. The women's basketball program at W&M not only furthered my development as an athlete, but also as an individual. I feel truly blessed to be a member of the Tribe family."



**KAREN**  
**Jordan-Crist**

**Class of '88 • B.S. Marketing**  
**M.S. Duke University**

Vice President of Marketing  
NextAction Online  
Broomfield, Colo.

"Playing basketball at W&M turned out to be incredible preparation for leading people through the challenges and excitement of making a company successful. Some of the lessons learned - working effectively with others with the same goal but different means of getting there, not letting the recent missed "shot" or bad decision hurt your ability to focus on the task at hand, enjoy the moment, give 100 percent and you will have few regrets - are ones that come to mind almost every day of my life."



# ALL-TIME ROSTER



## A

**Aadland, Lauren (2005-current)**  
Adams, Jennie (1984-85)  
Akens, Ashleigh (1990-94)  
Averyt, Katie (1995-99)

## B

Baier, Megan (2000-03)  
Ball, Quanda (1998-01)  
**Barton, Robyn (2006-current)**  
Becker, Betsy (1980-84)  
**Benson, Tiffany (2006-current)**  
Boone, Jalen (2003-07)  
Boyd, Faith (1998-00)  
Bradshaw, Karen (1991-92)  
Brizendine, Lindsey (2001-05)  
Brooker, Lauren (1999-01)  
Browne, Rashelle (1998-01)  
Butts, Kia (2001-05)  
Byron, Leila (1980-82)

## C

Campbell, Marianne (1982-84)  
Cardwell, Tracy (1988-89)  
Carbo, Nicole (1997-01)  
Carney, Michelle (1989-93)  
Carter, Mindy (2004-06)  
Casey, Carla (1989-93)  
Cecconi, Amanda (1983-84)  
Combs, Sarah (1997-99)  
Conklin, Carrie (1995-99)  
Connolly, Loree (1979-83)  
Cooper, Nekisa (1994-98)  
Cowlbeck, Cary (1988-91)  
Cruse, Tiara (2003-06)

## D

Dayvault, Rebecca (1989-93)  
Dehaven, Kyle (2003-05)  
**DeHenzel, Katherine (2006-current)**  
DeSilvio, Sandy (1980-84)  
Dugan, Ann (1987-90)

## E

Edwards, Lizabeth (1977-81)  
Ercole, Kelly (2000-01, 2003-04)  
Evans, Angela (1987-91)  
Evans, Maureen (1984-88)

## F

Fitz, Alex (2004-05)

## G

Gates, Jennifer (1994-97)  
Gayton, Marilyn (1990-94)  
Gethers, Christin (2000-04)  
**Gland, Aleia (2006-current)**  
Gray, Fonda (1984-88)  
Gross, Andrea (1998-02)

## H

Hamiel, Julie (1993-97)  
Hairfield, Beth (1984-88)  
Hanrahan, Janet (1980-84)  
**Heath, Kelly (2006-current)**  
Horner, Jenny (2001-03)  
Huntley, Kris (1978-81)

## J

**James, Devin (2004-current)**  
Johnson, Karen (1978-82)  
Jordan, Karen (1983-87)

## K

Kaplan, Lauren (2001-02)  
Kaufmann, Tamara (1992-95)  
**Kaylor, Kyra (2003-current)**  
Kealey, Bridget (1981-85)  
**Kell, Dani (2005-current)**  
Khasidis, Aquendine (1991-95)  
Kidder, Martha (1990-91)  
Klvac, Karen (1982-84)  
Koehl, Lisa (1983-87)  
Koester, Susan (1983-87)

## L

LaMonte, Lisa (1995-97)  
Lange, Jami (2000-03)  
Lane, Tiffany (1996-98)  
Lenz, Laurie (1993-94)  
Lewis, Dominique (2002-03)  
Lyon, Susan (1988-90)  
Lucas, Tawana (1995-96)  
Lutz, Vicki (1980-84)

## M

Marino, Robin (1987-90)  
Marolla, Jaye (2000-02)  
Martin, Cynthia (1992-96)  
May, Beth (1985-86)  
McCaffrey, Colleen (2001-04)  
McCarthy, Kate (1984-85)  
McCoy, Dawn (1987-90)  
McGee, Janet (1980-81)  
McIntyre, Nina (1993-97)  
McNeil, Sarah (2003-04)  
**Moller, Lindsey (2006-current)**  
Mortlock, Helen (1999-02)  
Muskey, Jessica (1996-00)

## N

Nemerow, Rebecca (1996-99)  
Neumer, Katy (2003-07)  
Norenberg, Lynn (1977-81)

## O

**Oblinger, Katy (2007-current)**

## P

**Portell, Courtney (2005-current)**

## R

Ranone, Mary (1996-00)  
Roberson, Tara (1991-95)

## S

Sadler, Lisa (1990-91)  
Sazonova, Maria (2002-05)  
Schiel, Lizzie (2002-06)  
Schuler, Genelle (1995-96)  
Scott, Nancy (1977-81)  
Settles, Yolanda (1992-96)  
Sheehan, Karen (1991-92)  
Shwartz, Ornit (2000-02)  
Siudut, Heidi (1993-94)  
Smith, Kate (1997-98)  
Sobota, Jen (1999-03)  
Sommer, Julie (1985-86)  
Sparks, Cheryl (1985-87)  
Spruill, Dawn (1987-90)  
Stanton, Angel (1990-94)  
Stone, Tiffany (1987-91)  
Strock, Elizabeth (1978-82)  
Stroh, Sarah (2003-07)

## T

Tanis, Dawn (1994-98)  
Tausanovitch, Katie (2004-07)  
Taylor, Debbie (1982-86)  
Thomas, Miatta (1990-92)  
**Thomas-Drolet, Julianne (2005-current)**  
Thompson, Laura (1993-94)  
Thorne, Karen (1981-83)  
Turner, Chris (1981-85)

## V

Von Holle, Kate (1996-00)

## W

Wagner, Bridget (1993-97)  
Walker, Quintina (1997-02)  
Watson, Brenda (1988-92)  
Wade, Debbie (1984-88)  
West, Emily (1985-86)  
Williams, Julieanne (1987-88)  
Williamson, Tiffany (1988-92)  
Wilmer, Erin (1999-01)  
Wise, Sue (1981-85)  
Woodson, Stacy (1998-01)

## Y

Yarbrough, Cheryl (1980-83)


\* This list was compiled by all available sources and is complete only through the 1980-81 season.



Katy Neumer



Nancy Scott



Karen Jordan



**RETIRED JERSEY**



**#22**

**Only W&M Player to Have  
Number Retired,  
Feb. 17, 2002**

**Verizon Academic All-  
America Hall of Fame,  
2001**

**W&M Athletic Hall of  
Fame, 1991**

**Two-Time Academic  
All-American**

**Three-Time VAIWA All-  
State Team**

**Three-Time VAIWA State  
All-Tournament Team**

**Finished Career with 11  
School Records**

**Assistant Director of USA  
Basketball, 1985-96**


**LYNN NORENBERG-BARRY**

February 17, 2002 was a banner day for the William and Mary women's basketball program and also for the 10 other women's sports that the College sponsors.

Lynn Barry (formerly Norenberg), one of the most highly decorated athletes in the College's rich athletic history, became the first female athlete to have her jersey number retired. Barry's No. 22 jersey was raised to the rafters of William and Mary Hall during halftime festivities of the Tribe's final home game of 2002 against Delaware, which culminated a weekend-long celebration of Barry's accomplishments during her time at the College, from 1977-1981.

A 1981 Phi Beta Kappa graduate of William and Mary, Barry was a two-time Academic All-American in women's basketball. She graduated with a 3.97 GPA as a physical education major, ranked seventh in a class of 869 and was the school's Homecoming Queen.

Barry is considered the premier player in the history of William and Mary women's basketball. As a co-captain and four-year starter, Barry was named conference Player of the Year as a freshman and led the team to the VAIWA state championship during her sophomore campaign. Despite missing a significant number of games due to injuries as a junior



**Lynn was joined by husband Rick and son Canyon**



**W&M Athletics Director Terry Driscoll presents Lynn with her framed jersey**

and senior, she finished her career with 11 school records, and is currently the holder of seven. She also lettered in track and field and was the state discus champion in 1977. Barry was elected to the William and Mary Athletic Hall of fame in 1991.

Following graduation Barry earned a master's degree from the University of Kentucky with a 4.0 GPA and went on to work as an enforcement representative for the NCAA, the only woman on a 10-person staff of field investigators.

During the past 16 years, Barry has been instrumental in the development and growth of women's basketball, both domestically and internationally.

As the assistant director of USA Basketball from 1985-1996, she organized all women's basketball teams for participation in the Olympics, World Championships, Pan-American Games and numerous other basketball events. Following the United States women's gold medal performance at the 1996 Atlanta Olympics, Barry left USA Basketball to become a special advisor to the WNBA, where she assisted for five years with all facets of the league and its many women's basketball initiatives.

On June 26, 2001, Barry was one of five outstanding former college student-athletes inducted into the prestigious Verizon Academic All-America Hall of Fame at the Waldorf-Astoria Hotel in New York City. Since 1988, the Verizon Academic All-America Hall of Fame has honored 78 outstanding former collegiate scholar-athletes for their achievements in academics, athletics, professional career and community service.

Barry was inducted with Cris Collinsworth (University of Florida, 1981), Jennifer Harris Trosper (MIT, 1990) and John R. Hall (Vanderbilt University, 1955), and Dr. Gary Hall, Sr. (Indiana University, 1973).

A resident of Colorado Springs, Colorado, Barry, who is married to NBA Hall of Fame member Rick Barry, is a frequent guest speaker at youth basketball camps and clinics.

**Norenberg's Career Statistics**

YEAR	GP	FGM-A	Pct.	FTM-A	PCT	REB-AVG	A	ST	PTS-AVG
1977-78	22	183-303	.604	61-85	.718	77-3.5	56	45	427-19.4
1978-79	28	204-363	.561	76-101	.752	77-2.8	45	29	484-17.3
1979-80	16	123-227	.541	74-94	.787	63-3.9	28	11	320-20.3
1980-81	16	97-191	.508	75-89	.843	64-4.0	30	13	269-16.8
<b>Career</b>	<b>82</b>	<b>607-984</b>	<b>.619</b>	<b>286-369</b>	<b>.775</b>	<b>281-3.4</b>	<b>159</b>	<b>98</b>	<b>1500-18.3</b>