



Scratching the Surface

2009-10 TRIBE BASKETBALL SCRATCHING THE SURFACE

The **WILLIAM AND MARY MEN'S BASKETBALL PROGRAM** is starting to **SCRATCH THE SURFACE** of the potential that head coach Tony Shaver envisions for the Green and Gold. The four-member senior class of **STEVEN HESS, SEAN MCCURDY, DAVID SCHNEIDER** and **DANNY SUMNER** has been instrumental in the program's turnaround and in taking it to new heights. The quartet will graduate from the College as Tribe basketball's winningest senior class in over two decades. They were key forces in producing the College's first back-to-back seasons of 15 or more wins in nearly a quarter century. In 2008, the Tribe advanced to its **FIRST-EVER CAA CHAMPIONSHIP GAME**, winning three games in the league tournament. Additionally, W&M won 17 games in 2008, marking the sixth-most in school history. The College made its first national TV appearance on **ESPN** in the CAA title game and started the program on a path toward new heights unseen in its history. The 2009-10 senior class is **SCRATCHING THE SURFACE** of where **TRIBE BASKETBALL** is headed.



11

PREVIEW

The Tribe returns four starters and eight letterwinners from last season, including leading scorers David Schneider and Danny Sumner (pictured).



15

COACHING STAFF


Head coach Tony Shaver enters his seventh season at the helm of the Tribe and was the 2008 CAA Coach of the Year.



27

THE TRIBE

Senior Steven Hess is one of four Tribe seniors returning in 2009-10. In total, W&M returns over 80 percent of its scoring from last year.



59

HISTORY

Laimis Kisielius is one of six former players playing professionally overseas. He is one of 22 players in W&M history with 1,100 career points.

MEDIA GUIDE CREDITS

The 2009-10 William and Mary Men's Basketball Media Guide is a publication of the William and Mary sports information office.

Layout, design and writing by associate sports information director Kris Sears with the assistance of Julia Martin, Scott Burns, Aaron Gregory, Jacob Skipper and Rob Turner. Editing by the sports information office.

Photography by Pete Clawson, Bob Keroack, Kris Sears, Rob Turner, Julia Martin, Jim Agnew and Guy Crittenden. Cover design by Kris Sears. Printing by Worth Higgins & Associates of Richmond, Va.

ON THE COVER

W&M seniors Steven Hess, Sean McCurdy, David Schneider and Danny Sumner appear on the front cover. Front cover photography by Pete Clawson. Cover designs by Kris Sears. On the back cover are W&M juniors Marcus Kitts and Matt McFadden as well as sophomores Kendrix Brown and Quinn McDowell.




TABLE OF CONTENTS

INTRODUCTION		Kendrix Brown 40	RECORDS
Table of Contents..... 3	Quinn McDowell 42	Scoring Records..... 84	Rebounding Records..... 86
Quick Facts..... 3	JohnMark Ludwick..... 44	Assist Records..... 87	Field Goal Records..... 88
Kaplan Arena..... 4	Kyle Gaillard..... 45	Free Throw Records..... 89	3-Point Records..... 90
Locker Rooms..... 5	Andrew Pavloff..... 46	Steals Records..... 91	Blocked Shots Records..... 92
This is Tribe Basketball..... 6	Matt Rum..... 47	Records by Class..... 93	Team Single-Game Records..... 94
Style of Play..... 7	TV and Radio Spot Chart..... 48		
Tribe Alumni..... 8			
PREVIEW		OPPONENTS	THE COLLEGE
2009-10 Roster..... 12	2009-10 Opponents..... 50	2008-09 Season Notes..... 56	President W. Taylor Reveley III..... 96
Season Preview..... 13	Results vs. 2009-10 Opponents..... 52	2008-09 Season Stats..... 58	Chancellor Sandra Day O'Connor..... 97
	The Colonial Athletic Association..... 54		Athletics Director Terry Driscoll..... 98
			Athletics Staff..... 99
STAFF	REVIEW	HISTORY	Tribe Club..... 101
Head Coach Tony Shaver..... 16	2008-09 Season Notes..... 56	Coaching Records..... 60	Tribe Athletics..... 102
Assistant Coach Ben Wilkins..... 20	2008-09 Season Stats..... 58	Honors..... 61	The College..... 104
Assistant Coach Jamion Christian..... 21		Current Tribe Players in the Pros..... 63	Facilities..... 106
Assistant Coach Jonathan Holmes..... 22		1,000 Point Scorers..... 64	The Student Recreation Center..... 108
Director of Basketball Operations Kevin Snyder..... 23		W&M Hall Records..... 66	
Strength and Conditioning..... 24		Kraze Award..... 66	
Sports Medicine..... 25		Retired Numbers..... 67	
Support Staff..... 26		NBA Drafted Players..... 67	
		Record vs. Opponents..... 68	
THE TRIBE		W&M vs. Ranked Opponents..... 70	THE MEDIA
Steven Hess..... 28		Year-by-Year Results..... 71	W&M Sports Information..... 110
Sean McCurdy..... 30		All-Time Roster..... 80	W&M Media Outlets..... 111
David Schneider..... 32			Tribe Media Coverage..... 112
Danny Sumner..... 34			
Marcus Kitts..... 36			
Matt McFadden..... 38			

QUICK FACTS

GENERAL INFORMATION

School Name The College of William and Mary
 Location Williamsburg, Va.
 Founded 1693 (second oldest college in America)
 Enrollment 7,625 (including graduate)
 Nickname Tribe
 Colors Green, Gold and Silver
 Arena (capacity) Kaplan Arena at William and Mary Hall (8,600)
 Affiliation NCAA Division I
 Conference Colonial Athletic Association
 President W. Taylor Reveley, III (Princeton)
 Chancellor Sandra Day O'Connor (Stanford, 1950)
 Director of Athletics Terry Driscoll (Boston College, 1969)
 Athletics Department Phone (757) 221-3400
 Ticket Office Phone (757) 221-3340

BASKETBALL STAFF

Head Coach Tony Shaver (North Carolina, 1976)
 Record at W&M 65-113 (.365) (Six seasons)
 Career Record 423-234 (.644) (23 seasons)
 Assistant Coaches Ben Wilkins (N.C. State, 2001)
 Jamion Christian (Mt. St. Mary's, 2004)
 Jonathan Holmes (North Carolina, 2003)
 Director of Basketball Operations Kevin Snyder (Williams, 2009)

SPORTS INFORMATION

Assistant AD, Media Relations Pete Clawson
 Office Phone (757) 221-3369
 E-Mail pmclaw@wm.edu
 Associate Director/Men's Basketball Contact Kris Sears
 Office Phone (757) 221-3368
 Cell Phone (765) 860-1205
 E-Mail kasear@wm.edu
 Associate Director Rob Turner
 Office Phone (757) 221-3370
 E-Mail rrturn@wm.edu
 Associate Director Jake Skipper
 Office Phone (757) 221-3344
 E-Mail jcskip@wm.edu
 Assistant Director Scott Burns
 Office Phone (757) 221-3344
 E-Mail sburns@wm.edu

Assistant Director Julia Martin
 Office Phone (757) 221-3412
 E-Mail jrmar2@wm.edu
 Sports Information Main Phone (757) 221-3344
 Sports Information Fax (757) 221-2989
 Website www.TribeAthletics.com
 Mailing Address PO Box 399
 Williamsburg, VA 23187
 Overnight Shipping Address William and Mary Hall
 751 Ukrop Way
 Williamsburg, VA 23185

TEAM INFORMATION

2008-09 Record 10-20 (.333)
 2008-09 Conference Record/Finish 5-13 (.278)/T10th
 CAA Tournament Record 0-1 (.000)
 Starters Returning/Lost 4/1
 Letterwinners Returning/Lost 8/3

TEAM HISTORY

First Year of Basketball 1905-06
 All-Time Record 1074-1241 (.464)
 NCAA Tournament Appearances None
 NIT Appearances 1982-83
 Last Postseason Appearance Virginia Tech (3/17/83), L 79-85

MEDIA INFORMATION

Co-Flagship Radio Station "The Tide," WYTD, 92.3 FM
 "WBACH," WBQK, 107.9 FM

Radio Contact Tom Davis
 Address 5000 New Point Rd., Suite 2102, Williamsburg, VA 23188
 Phone (757) 565-1079 Ext. 101

Radio Network Jay Colley
 Address 7 Forest Hill Drive, Williamsburg, VA 23185

Radio Network Bill McDonald
 Address 11340 Caruthers Way, Glen Allen, VA 23059

Radio Network Charlie Woollum
 Address 113 Swinley Forest, Williamsburg, VA 23188

WILLIAM & MARY

This year the Tribe enters its 36th season in William and Mary Hall, home of varsity basketball and the Tribe Athletics Program. On the concourse and lower levels of the building are coaching and staff offices housing the William and Mary athletics department. The broad-based program offers 23 intercollegiate varsity sports to William and Mary undergraduates.

The 2005-06 season saw a new addition to the facility. The basketball gymnasium became known as Kaplan Arena in honor of athletics department donors Jim and Jane Kaplan. The name was officially approved in a special session of the W&M Board of Visitors inside the newly named facility prior to the 2005 W&M Tip-Off Classic tournament banquet.

Kaplan Arena was named in recognition of the longtime support of the Kaplans, who most recently announced a commitment of \$7 million in support of the Tribe men's basketball team.

Inducted into the W&M Athletics Department Hall of Fame in 1987, Jim Kaplan graduated from the College in 1957 following a stellar basketball career in which he was a captain and three-year starter, scoring 863 points and pulling down 341 rebounds. Jim and his wife, Jane, who graduated from W&M in 1956, have served as co-chairs of the Athletic Campaign Committee since 2001. A member of the W&M Endowment Association since 1997, Jim Kaplan was a board member of the W&M Society of the Alumni from 1995-2000, has been an executive partner with the College's business school since 2000, and has been a member of the Campaign for William and Mary steering committee since 2001. Jane Kaplan served as co-chair of the Lord Botetourt Auction in 2003 and 2004, an annual event that raises money for the Tribe Club. A recipient of the W&M Alumni Medallion in 2002, Jim is the owner of Cornell Dubilier Electronics, the world's oldest manufacturer of electronic capacitors.

Total capacity of the arena is about 8,600 for basketball, but by using bleachers in the open end and chairs on the floor, capacity can be expanded to 11,300 for convocations, concerts, or theater-in-the-round.

The building features a medical suite, seminar room, a gymnastics workout area and another room for general usage. The facility houses also 12 locker room areas with adjoining showers. In addition, the Joseph W. Montgomery Strength and Training Center is located within W&M Hall.

The Hall, completed in 17 months by the Southeastern Construction Company of Charlotte, N.C., opened for its inaugural game between the Tribe and the University of North Carolina Tar Heels. Financed by state revenue bonds, the total cost of the structure was \$5.3 million.

Some of the proudest moments in Tribe basketball include John Lowenhaupt (#42), Keith Cieplicki (#14), and Chet Giermak (#32) having their jersey numbers retired. In 1990, Jeff Cohen's jersey (#52) was retired posthumously. In 1993, Bill Chambers (#32) was also recognized as a W&M all-time great. The first woman to have her jersey retired was Lynn Norenberg (#22). Banners signifying those great memories hang in the Hall today.

Other sporting events held at W&M Hall have included the Harlem Globetrotters and the Roller Derby. Fans in the Williamsburg area have seen auto shows, dog shows, Prince Charles, Glenn Close, a Billy Graham crusade, Bette Midler, Billy Joel, speeches by presidential candidates Jimmy Carter and Gerald Ford, the Shakespeare Players, a three-ring circus, and even a Howdy Doody show.

The first concert held was Sly and the Family Stone held in 1971. The largest crowd for a concert was 13,514 for the Police in February 1982. Other performers in the Hall included R.E.M., Sting, the Grateful Dead, Bruce Hornsby, 10,000 Maniacs, Beach Boys, Chicago, Stone Temple Pilots, and many more.



KAPLAN ARENA



SCRATCHING THE SURFACE



TRIBE LOCKER ROOM

Thanks to the generosity of Wachovia Securities and former William and Mary basketball players, the locker room and lounge facility is more than just a space for the Tribe to change before and after practices and games. The locker room is located in the basement of William and Mary Hall, just a short distance down the stairs from the hardwood floor of Kaplan Arena.

After a grueling practice or workout, the players can grab a sports drink from the refrigerator, kick back on the leather couch and watch their favorite movie in high-definition glory.

The competitiveness from the court often extends into the locker room, where it's not uncommon to find players battling on the hardwood of NCAA March Madness on the PlayStation. The problem is only one player can play as the Tribe.

Each large leather couch is spacious enough to allow even the largest forward or center to nap comfortably between classes. The recliner is the perfect place to relax while listening to stereo quality tunes over the locker room sound system.

The Tribe locker room provides many different amenities. Below is a list of just some of the features:

- 42" widescreen HDTV
- Cable Television
- DVD Player
- VHS Player
- PlayStation
- Six disc compact disk changer
- Stereo Speakers
- Drinks refrigerator stocked with bottled water, sports drinks and nutrition shakes.
- Two spacious leather couches
- Leather Recliner
- Fully carpeted locker and lounge area
- Tall shower and bathroom area

The Locker room was recently fitted with 17 customized locker units. Each unit is personalized with the player's name and number and includes:

- A large lockable chest for storing bigger items such as shoes
- A small safe with combination lock for valuables
- Plenty of hanging space for game uniforms, shooting shirts, and practice jerseys.
- A comfortable padded chair, just like the ones on the Tribe bench



WILLIAM & MARY



The Tribe runs a unique style of play that works toward spreading the floor with more perimeter-oriented play from all five positions. This spread offensive scheme opens the floor and relies on spacing, ball movement, effective perimeter shooting and players reading and reacting to teammates' cuts and motion. Defensively, the Tribe employs multiple defenses to throw off opposing offenses.

As a result of the style, W&M not only established school records for 3-point field goals made and attempted in 2007-08, but the College also set the Colonial Athletic Association record in both categories. The Green and Gold connected on 257 3-pointers in 2007-08, while attempting 755 from long range. The College finished with nine contests of double-digit 3-pointers made and in the process set a school record for 3-pointers made per game at 7.8 per contest. In fact, W&M has made over 200 3-point field goals and attempted more than 650 from beyond the arc in each of the last three years. The College has also become better adept at finding the open player as well. For the first time in over 30 years, the Tribe produced back-to-back seasons of 400 or more assists in 2007-08 and 2008-09. Last season, W&M ranked 29th nationally in assist percentage according to Kenpom.com. The Tribe assisted on over 60 percent of its field goals in 2008-09.

The Tribe's varying defensive scheme caused confusion among its opponents and ranked among the league leaders in defense. The Tribe held the opposition to 62.8 points per game in 2007-08, which ranked as the best mark since 1997-98. It was also only the second time since 1985 that W&M held its opponents below 63 points per game.



STYLE OF PLAY



"We made a dramatic change in our style of play three years ago and have had great results, including a trip to the CAA Championship Game. Our players have taken ownership of the style, and I think we will continue to improve with time. Our players have a lot of freedom to read the game and make adjustments. We became a much better defensive team and more of a threat on the offensive end."

Head Coach Tony Shaver



SCRATCHING THE SURFACE



2008 CAA FINALISTS

In 2007-08, William and Mary advanced to the Colonial Athletic Association Championship game, running through the league tournament with a trio of last-second victories. In knocking off Georgia State (58-57), Old Dominion (63-60) and top-seeded regular season champion VCU (56-54), the College earned its first-ever appearance in the league title game. The Tribe also appeared on ESPN for the first time in school history with a game broadcast nationally as part of the channel's Championship Week.

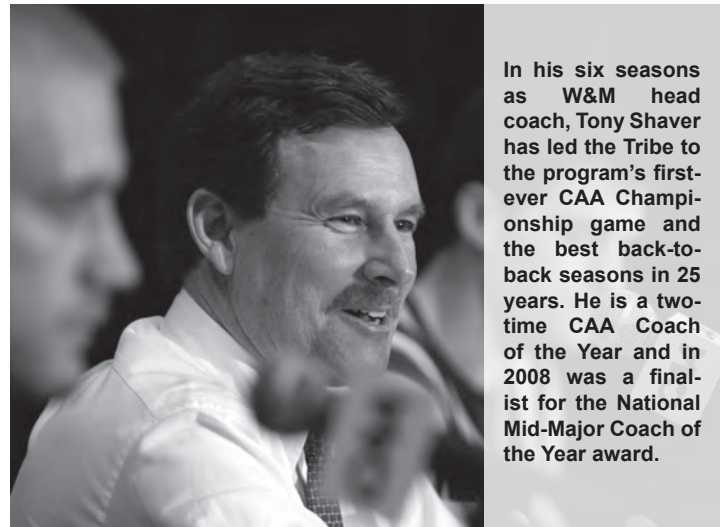
The league championship game is not the only revival that has occurred at W&M over the last few seasons. In 2006-07 and 2007-08, the Tribe produced back-to-back seasons of .500 or better records, marking the first time in a quarter century that had occurred. The Green and Gold's 17 wins in 2007-08 on the way to the CAA title game marked the sixth most in school history.

THIS IS TRIBE BASKETBALL




ACADEMICS

Chris Stratton, Laimis Kisielius, Kyle Carrabine and Nathan Mann were head coach Tony Shaver's first full recruiting class to graduate from the College in 2008.



In his six seasons as W&M head coach, Tony Shaver has led the Tribe to the program's first-ever CAA Championship game and the best back-to-back seasons in 25 years. He is a two-time CAA Coach of the Year and in 2008 was a finalist for the National Mid-Major Coach of the Year award.

Senior David Schneider is a two-time CAA All-Academic first team selection. He was also named the CAA Men's Basketball Scholar-Athlete of the Year in 2008, marking the third honoree for the Tribe under head coach Tony Shaver. In total 11 players have been named to the CAA All-Academic team under Shaver's watch.



ONE TRIBE



Adam Hess ('04) was as a two-time CAA Scholar-Athlete of the Year, along with graduating as one of the top 10 scorers in school history. Hess finished his fifth season playing professionally in Europe last year.

When one thinks of the College of William and Mary, the first thought might be of the history of the institution -- or perhaps its place in American history.

Or, possibly those who attended might think back to their good times, the unforgettable campus or their focus of study. But none of those things are what makes a place of learning great. Though the College has them all -- it is the quality of the graduate and the ability to excel in whichever field of work or study that he or she pursues.

For Tribe basketball, the same principles apply, as many former players have gone on to have successful careers in the business world, professional sports and a number of other areas.

Among the notables are Jim Kaplan ('57), who is the owner of Cornell Dubilier Electronics. He also has endowed William and Mary's Kaplan Arena.

Thomas Jefferson, Class of 1762, said so eloquently: "Above all things I hope the education of the common people will be attended to, convinced that on their good sense we may rely with the most security for the preservation of a due degree of liberty."

This statement embodies exactly what his alma mater has been striving to do for more than 300 years.

Understandably, William and Mary and Tribe basketball have more than its fair share of the best and brightest of America to claim as its own.

Here, a few of the program's finest alums reflect on their time at the College and what the Tribe basketball experience meant to them.

EXCEPTIONAL PEOPLE



Jim Kaplan ('57)
Owner of Cornell Dubilier Electronics
Endowed W&M's Kaplan Arena

Zeb Cope ('04)
Professional Basketball Player
JDA Dijon Bourgogne (France)



Scott Whitley ('81)
Attorney for Morgan & Morgan, PA in Florida
Drafted by the NBA's Indiana Pacers in 1981



"I chose William and Mary because of its liberal arts platform, amazing history, academic respect, and overall pedigree across the globe - and it's never failed me. When people ask me, "Where did you go to college?" I respond, "William and Mary." Then, they always say the same thing: "That's a very good school."

My degree from W&M has given me the credibility and foundation to pursue the best that life has to offer."

Thomas Roberts ('93)
Founder & CEO of Great Student Network



"I believe William and Mary is a great place and total package in offering a great education and athletic experience. The community that you belong to is outstanding and the long lasting relationships that you have with friends, professors and coaches still exist today - 15 years after graduation!"

Sean Duff ('94)
Hedge Fund Development and Mgmt Group
Merrill Lynch & Co.

"Besides my dad, there are two people that had the greatest impact on the direction of my life. One was my basketball coach, Bill Chambers, who taught me discipline and toughness. The other was Dr. Alfred Armstrong [my qualitative and quantitative chemistry professor], who taught me to evaluate and analyze each problem before making decisions. Dr. Armstrong and Coach Chambers also taught me that the reason I came to William and Mary was to get an excellent education."

Dr. Walter Wenk ('66)
Dentist in Arlington, Va.



"William and Mary was a great place to go to school and to play basketball. As I read through the alumni journals, keep in touch with my classmates and teammates and follow the news, I continue to be impressed with the accomplishments-in the professional world and otherwise-of W&M graduates. Their varied successes stand as a continuing testament to the quality of the education that the College provides and of the type of people it attracts. I also feel fortunate to have been a basketball player during the tenure of Bruce and Barry Parkhill and their coaching staffs. I am proud to have been able to represent the College on the basketball court during those years and think it was a special time for W&M basketball."

Brant Weidner ('83)
In-house counsel at Beazley Group plc., a London-based insurance syndicate
Played for the NBA's San Antonio Spurs

"The coaching staff at William and Mary believed in me and I believed in them. It was a blessing for me to come to Williamsburg and feel so comfortable so quickly. At the end of each season, you have to know that you have a family here. At William and Mary, we all knew that we had each other's backs, that we loved each other and that we were brothers."

Adam Payton ('07)
Professional Basketball Player
Lille Metropole (France-Pro B)



EXCEPTIONAL PLACE

WILLIAM & MARY NOTABLE ALUMNI

George Washington

First President of the United States received his surveyor's certificate from W&M and later served as the College's 14th Chancellor

Thomas Jefferson 1762, LL.D 1783

Author of the Declaration of Independence, third President of the United States

James Monroe 1776

Fifth President of the United States, architect of the Monroe Doctrine

Winfield Scott 1805

Longest serving general in U.S. military history (1814-61)

John Tyler 1807

10th President of the United States and former Chancellor of the College

Walter J. Zable 1937, LL.D. 1978

Chairman/CEO Cubic Corporation, benefactor of Zable Stadium

Mark McCormack 1951

Sports agency pioneer, founder of International Management Group

Jim Kaplan 1957

Owner of Cornell Dubilier Electronics; endowed W&M's Kaplan Arena

Alan B. Miller 1958

Chairman and president of Universal Health Services, Inc. and namesake of the the new home for the Mason School of Business (Alan B. Miller Hall)

Raymond A. Mason 1959

Founder and CEO of investment firm Legg Mason, Inc.; Namesake of W&M Mason School of Business

James Ukrop 1960

Chairman of Ukrop's Super Markets, Chairman of First Market Bank

A. Marshall Acuff, Jr. 1962

Former managing director of Solomon Smith Barney

Henry C. Wolf 1964, J.D. 1966

Chief Financial Officer and Vice Chairman, Norfolk Southern Corporation; Benefactor of Henry C. Wolf Law Library at the College

Robert M. Gates 1965, L.H.D. 1998

Current United States Secretary of Defense, former director of the CIA

Joseph J. Plumeri 1966

Chairman and CEO of Willis (Insurance), namesake of W&M's Plumeri Park

Susan Morrissey Livingstone 1968

Undersecretary, United States Navy

Rebecca Beach Smith 1971

U.S. District Court Judge, Virginia
J. Edward Coleman 1973
CEO of Gateway, Inc.

Glenn Close 1974

Actress

Janet A. Sanderson 1977

U.S. Ambassador to Algeria

Karen L. Hall 1978

Television writer of CBS's Judging Amy, M*A*S*H

Michael F. Rogers 1981

President, Investors Bank & Trust Company

Jon Stewart 1984

Anchor and writer of Emmy-winning television program *The Daily Show*

Michael K. Powell 1985

Former chairman of the Federal Communications Commission; Appointed as Rector of W&M in 2006

Penelope W. Kyle, M.B.A. 1987

President of Radford University

Mike Tomlin, 1994

Head Coach of the NFL's Pittsburgh Steelers

For a thorough list of notable alumni visit:
<http://www.wmalumni.com>

TWELVE COLONIAL ATHLETIC ASSOCIATION SCHOOLS WILL PARTICIPATE IN THE EIGHTH ANNUAL



BRACKETBUSTERS

February 19-20, 2010


A total of 98 teams representing 14 collegiate athletic conferences will compete in the two-day event (February 19-20), with the entire BracketBusters slate of matchups to be announced on February 1. Delaware, George Mason, Georgia State, Hofstra, Northeastern and VCU will serve as host schools, while Drexel, James Madison, UNC Wilmington, Old Dominion, Towson and William & Mary will play on the road.

Eleven of the 49 games will be televised, with six contests on ESPN2 and five on ESPNU. Game times and network assignments will be announced on February 8.

The CAA has had tremendous success in BracketBusters, with the league posting an 11-5 record in televised games over the past five years. CAA teams have registered several impressive victories, including George Mason's triumph at Wichita State in 2006, Drexel winning at Creighton in 2007, VCU earning a road victory at Akron in 2008 and Northeastern knocking off Wright State on the road in 2009.

HOME TEAMS: Delaware, George Mason, Georgia State, Hofstra, Northeastern, VCU, Appalachian State, Austin Peay, Ball State, Boise State, Bowling Green, Bradley, Butler, Cal State-Fullerton, Cal State-Northridge, Canisius, Central Michigan, Cleveland State, Creighton, Detroit, Eastern Illinois, Eastern Kentucky, Evansville, Fresno State, Gardner-Webb, Green Bay, Hawaii, Idaho, Illinois State, Iona, Jacksonville State, Kent State, Loyola (Md.), Manhattan, Miami (Oh.), Milwaukee, Missouri State, Montana State, Murray State, Northern Iowa, Ohio, Pacific, Radford, Saint Peter's, Southern Illinois UC-Irvine, UC-Riverside, Utah State, Vermont

AWAY TEAMS: Drexel, James Madison, UNC Wilmington, Old Dominion, Towson, William & Mary, Akron, Boston, Buffalo, Cal Poly, College of Charleston, Drake, Eastern Michigan, Elon, Fairfield, Indiana State, Long Beach State, Louisiana Tech, Loyola (Ill.), Marist, Morehead State, Morgan State, Nevada, New Hampshire, New Mexico State, Niagara, Northern Illinois, Oral Roberts, Presbyterian, Rider, San Jose State, Siena, SIU-Edwardsville, South Carolina State, Southeast Missouri State, Tennessee-Martin, Tennessee State, Tennessee Tech, Toledo, UC-Davis, UC-Santa Barbara, UIC, Valparaiso, Western Carolina, Western Michigan, Wichita State, Winthrop, Wright State, Youngstown State



PREVIEW

SEAN
SENIOR GUARD
McCURDY





Front row: Tony Shaver (head coach), Ben Wilkins (assistant coach), Kendrix Brown, Matt McFadden, David Schneider, Matt Rum, Sean McCurdy, Jamion Christian (assistant coach), Jonathan Holmes (assistant coach)

Back row: Lydia Dodson (manager), Jack Smith (manager), Danny Sumner, JohnMark Ludwick, Marcus Kitts, Steven Hess, Andrew Pavloff, Kyle Gaillard, Quinn McDowell, Kevin Snyder (director of basketball operations), Lisa Shook (trainer)

2009-10 ROSTER

No.	Name	Pos.	Cl./El.	Ht.	Wt.	Hometown	High School
00	Steven Hess	F	Sr./Sr.	6-10	245	Charlotte, N.C.	Gaston Day School
1	Kendrix Brown	G	So./So.	6-3	205	Norfolk, Va.	Norview
2	David Schneider	G	Sr./Sr.	6-3	190	Phoenix, Ariz.	Brophy Prep
12	Matt McFadden	G	Sr./Jr.	6-2	185	Medford, N.J.	Shawnee
13	Andrew Pavloff	F	Fr./Fr.	6-9	220	Akron, Ohio	Wash Jesuit
20	Quinn McDowell	G/F	So./So.	6-6	212	Mason, Ohio	Archbishop Moeller
22	Danny Sumner	F	Sr./Sr.	6-7	225	Fairfax, Va.	Paul VI
23	Kyle Gaillard	F	Fr./Fr.	6-7	210	Huntersville, N.C.	North Mecklenburg
24	Sean McCurdy	G	5th/Sr.	6-1	184	Jersey City, N.J.	St. Anthony/Arkansas
31	Matt Rum	G	Fr./Fr.	6-4	180	Chapel Hill, N.C.	Loyola Blakefield
33	JohnMark Ludwick	F	Jr./So.	6-8	230	San Antonio, Texas	Reagan/UT-San Antonio
45	Marcus Kitts	F	Jr./Jr.	6-9	230	Holly Springs, N.C.	Middle Creek

Head Coach

Tony Shaver (North Carolina, 1976), Seventh season

Assistant Coaches

Ben Wilkins (North Carolina State, 2001), Fourth season

Jamion Christian (Mt. St. Mary's, 2004), Second season

Jonathan Holmes (North Carolina, 2003), Second season

Director of Basketball Operations

Kevin Snyder (Williams, 2009), First season

PRONUNCIATION GUIDE

Kyle Gaillard

Gale-lard

ROSTER BREAKDOWN

ROSTER BY POSITION

Guard (7): Kendrix Brown, Sean McCurdy, Matt McFadden, Quinn McDowell, Matt Rum, David Schneider, Danny Sumner

Forward (7): Kyle Gaillard, Steven Hess, Marcus Kitts, JohnMark Ludwick, Quinn McDowell, Andrew Pavloff, Danny Sumner

ROSTER BY HEIGHT

6-10: Steven Hess
6-9: Marcus Kitts, Andrew Pavloff
6-8: JohnMark Ludwick
6-7: Kyle Gaillard, Danny Sumner
6-6: Quinn McDowell
6-4: Matt Rum
6-3: David Schneider, Kendrix Brown
6-2: Matt McFadden
6-1: Sean McCurdy

ROSTER BY CLASS

Seniors (4): Steven Hess, Sean McCurdy, David Schneider, Danny Sumner

Juniors (2): Marcus Kitts, Matt McFadden

Sophomore (3): Kendrix Brown, JohnMark Ludwick, Quinn McDowell

Freshmen (3): Kyle Gaillard, Andrew Pavloff, Matt Rum

ROSTER BY STATE

Arizona (1): David Schneider


New Jersey (2): Sean McCurdy, Matt McFadden

North Carolina (4): Kyle Gaillard, Steven Hess, Marcus Kitts, Matt Rum

Ohio (2): Quinn McDowell, Andrew Pavloff

Virginia (2): Kendrix Brown, Danny Sumner

Texas (1): JohnMark Ludwick



SCRATCHING THE SURFACE

Building on last season, this year's edition of the Tribe has the potential to be not only one of head coach Tony Shaver's best, but one of the top Green and Gold squads in recent history. In total, The Tribe returns four starters and eight players, all of which played significant minutes last season. The Green and Gold is built around a quartet of seniors, who have left a lasting impression on W&M and have only begun to "Scratch the Surface," of where Shaver believes the program is headed.

The senior foursome of Steven Hess, Sean McCurdy, David Schneider and Danny Sumner has the chance to become W&M's winningest senior class in over two decades. The group has developed the Green and Gold into a competitive program that can play with anyone in the CAA on a nightly basis.

The College graduated only three players from last season and returns over 80 percent of its scoring and nearly 75 percent of its rebounding from the 2008-09 season. The Green and Gold also returns 77 percent of its assists, 83 percent of its steals and over 90 percent from its 3-pointers made from a season ago. Added to the mix of returners in a dynamic group of four newcomers that will add a unique flavor to the Green and Gold rotation. Sophomore transfer JohnMark Ludwick headlines the group of incoming players and is joined by the freshman trio of Kyle Gaillard, Andrew Pavloff and Matt Rum. All four players fit nicely into the College's offensive system and have the ability to shoot the basketball at a high level.

GUARD

Returning Starters

David Schneider	Sr./Sr.	6-3	190	Phoenix, Ariz.
Kendrix Brown	So./So.	6-3	205	Norfolk, Va.

Returning Players

Sean McCurdy	5th/Sr.	6-1	184	Westport, Conn.
Matt McFadden	Sr./Jr.	6-2	185	Medford, N.J.

Newcomer

Matt Rum	Fr./Fr.	6-4	180	Chapel Hill, N.C.
----------	---------	-----	-----	-------------------

The most experienced position for the Tribe is at guard, where the College returns three players who started last season and another that saw significant minutes throughout his first year. Seniors David Schneider and Sean McCurdy lead the group. Schneider has started 84 of his 88 career games for W&M and is closing in on 1,000 points for his career, while McCurdy, who transferred to the Tribe after two years at Arkansas, started 10 games last season.

Schneider was a Third-Team All-CAA selection last season after ranking seventh in the league in scoring at 14.1 points per game. Last season, Schneider knocked down 73 3-point field goals, which ranks second in school history. His 248 attempts from long range were not only a W&M record, but the fifth-best total in CAA history. Schneider has averaged 60 3-pointers a season over his three seasons and at his current pace would better the school record of 218 held by Matt Verkey.

Last season, McCurdy battled injuries, but appeared in 23 contests, making 10 starts. After offseason surgery and another year to get more familiar with his surroundings at W&M, McCurdy could be poised for a breakout season, providing the Tribe with a dynamic point guard with speed and excellent court vision. Despite his limited time due to injuries, McCurdy led the Tribe in assists on 10 occasions, including a season and career-best eight against Haverford. He also dished out seven helpers at Penn State. During the offseason, McCurdy has worked on his shooting and will provide another offensive threat from beyond the arc.

As a freshman in 2008-09, Kendrix Brown showed maturity well beyond his years, appearing in 29 contests, while earning 22 starts. He started the final 15 games of the season and led the Tribe in assists over that stretch. Brown is a big guard who has flair and creativity with the ball in his hands, and also excelled last season as a defensive stopper. Brown provided an all-around game to the Tribe's starting lineup as a rookie, averaging 3.7 points, 3.4 rebounds and 2.2 assists per contest. During the offseason, Brown was one of the Tribe players to really transform his body, adding strength and becoming a lean player. He also worked to refine his shot and will look to improve upon his impressive 37.5 percent shooting from 3-point range as a rookie.

Junior Matt McFadden returned to the fold for the Tribe after sitting out his first two seasons in Williamsburg. He provided the Tribe with a boost off the bench as he averaged 2.7 points per game in 27 contests. McFadden averaged 13 minutes per contest and shot over 40 percent from the floor in his first season.

Despite the plethora of guards in the Tribe rotation, freshman Matt Rum will push for minutes in his rookie season. One of the top players in the Baltimore area last season, Rum was a two-time First-Team All-Baltimore Catholic League, All-MIAA conference and All-Baltimore County selection at Loyola Blakefield. He scored over 1,000 points in his high school career and is known for his ability to shoot the ball from 3-point range. He displayed his 3-point excellence at the 9th annual Charm City Challenge, winning the event's 3-point shootout.

WING

Returning Starter

Danny Sumner	Sr./Sr.	6-7	225	Fairfax, Va.
--------------	---------	-----	-----	--------------

Newcomer

Kyle Gaillard	Fr./Fr.	6-7	210	Huntersville, N.C.
---------------	---------	-----	-----	--------------------

Sumner returns as a two-year starter at the wing position and cemented himself as one of the top scorers in the CAA last season. The Tribe will welcome the arrival of highly regarded freshman Kyle Gaillard as well, providing the Tribe with a pair of impressive options at the 3 position.

Sumner was voted the Tribe's team Most Valuable Player last season as he averaged 13.4 points per game. His average ranked 12th in

SEAN MCCURDY • Senior Guard



the CAA. Over the last two seasons, Sumner has appeared in every game for the College and started 46 contests. He is averaging nearly 12 points per game over that stretch and shooting 44.3 percent from the field and 34.3 percent from 3-point range.

A long, athletic player, Sumner has continued to work on his body during the offseason and added even more strength in the weight room. A gym rat by nature, Sumner has worked relentlessly to continually develop his game and jump shot. Like his fellow classmate and teammate Schneider, Sumner will have the opportunity to eclipse the 1,000-point mark, having scored 797 points over his three-year career.

Gaillard could be perhaps the best athlete on the Tribe roster with his long, springy frame. One of the top players in the state of North Carolina as a prep, the 6-7, 210-pounder drew recruiting interest from Davidson, Penn State and Michigan, before ultimately choosing the Tribe. Gaillard was rated the 96th-best small forward in the country by ESPN.com and was a two-time all-conference selection at one of the top programs in the state, North Mecklenburg. He averaged 18 points per game as a senior as was selected to the North Carolina Coaches Association East-West All-Star Game where he scored 13 points in leading his team to victory.

FORWARD

Returning Starter

Quinn McDowell So./So. 6-6 212 Mason, Ohio

Returning Players

Steven Hess Sr./Sr. 6-10 245 Charlotte, N.C.

Marcus Kitts Jr./Jr. 6-9 230 Holly Springs, N.C.

Newcomers

JohnMark Ludwick* Jr./So. 6-8 230 San Antonio, Texas

Andrew Pavloff Fr./Fr. 6-9 220 Akron, Ohio

* sat out the 2008-09 season as a transfer from Texas-San Antonio

The most significant loss to graduation from the Tribe came at the forward position, where all three graduating seniors played. Despite losing a three-year starter in Peter Stein to graduation, the College's outlook at forward is more rosy than meets the eye. The Tribe returns a starter at the 4 position in sophomore Quinn McDowell and a pair of players who have played significant minutes over their careers at the 5 spot in senior Steven Hess and junior Marcus Kitts. Add to the group a transfer in sophomore JohnMark Ludwick and a rookie in Andrew Pavloff, and W&M's forward position has some quality depth.

McDowell broke onto the scene with an impressive rookie season in which he was the Tribe's most consistent player on a nightly basis. In total, he finished the year averaging 9.3 points per game and topped the College in rebounds (4.4), field goal percentage (50 percent) and 3-point field goal percentage (38.2 percent). McDowell capped his rookie campaign by being named to the CAA All-Rookie team. He appeared in every game for the Tribe and started the final 15 for the club. Over the final 20 games of the 2008-09 season, McDowell averaged nearly 11 points per game and ranked second on the squad in scoring. Along with starting at forward, McDowell has the versatility to move to both the guard and wing position. He was another Tribe player who transformed his body in the offseason, adding nearly 20 pounds of muscle to his frame.

One of the most intriguing players to watch on the Tribe roster will be sophomore transfer JohnMark Ludwick. The 6-8, 230-pounder sat out last season after coming to W&M from Texas-San Antonio, where he averaged 6.2 points per game while shooting over 40 percent from 3-point range. Ludwick put in significant time in the weight room during his redshirt year and in the offseason, adding muscle. He is without question the top shooter on the Tribe roster even though he stands 6-8 and plays the 4 position. Ludwick is also a good passer for his size and will help the Tribe offensive scheme in stretching the defense with his ability to shoot the ball. Like McDowell, Ludwick also has the versatility to slide over and play the wing position.

Hess and Kitts provide the College with a pair of seasoned players who can both start and contribute at the 5 position. Over the final 10 games of last season, Kitts started eight contests and averaged over six points per game to go along with four rebounds while shooting over 70 percent from the floor. He broke out with his career-best scoring effort last season against South Carolina State, tallying 11 points in a Tribe victory at the Liberty Thanksgiving Classic. Kitts is the Tribe's best low post scorer, and has worked to get better on the defensive end of the floor. He has added more strength in the off season, while also working on his footwork.

Over his three-year career, Hess has been a solid contributor in a reserve roll. A hard-working player who knows how to put himself in the right position, he will have an opportunity to earn the starting nod as a senior. Hess is a strong defender and an excellent passer from the forward position that possesses a high basketball IQ. Those attributes make him a great fit for the Tribe's offensive scheme. Hess has played in 75 games over his career and shot better than 57 percent from the floor. He provides the Tribe with a big body who can defend and rebound. Last season, Hess enjoyed an impressive showing against a tough Drexel front line, tallying seven rebounds in 12 minutes of action.


Along with Ludwick, freshman Andrew Pavloff also joins the front line fold for the Green and Gold. At 6-9, Pavloff is a perfect fit for the Tribe's offensive system with his ability to shoot, handle and pass the basketball from the 5 position. He was a spring signee for the Tribe, giving the College another versatile option at the forward position. Last season, he averaged 14 points, eight rebounds, two assists and three blocks per game as a senior at Walsh Jesuit. He was named to the Division II NE Inland All-District team as a senior, while playing every position on the court for his high school team.

QUINN McDOWELL • Sophomore Forward



'09-10 TRIBE BASKETBALL


STAFF



TONY HEAD COACH
SHAVER

WWW.TRIBEATHLETICS.COM

HEAD COACH TONY SHAVER



When Tony Shaver accepted the head coaching position at William and Mary in May of 2003, he set his sights on making the Tribe a winning program. Fast-forward six years and the two-time CAA Coach of the Year and National Mid-Major Coach of the Year finalist has led a revival of the Green and Gold program. In 2008, he took W&M to the brink of its first-ever CAA title and NCAA Tournament appearance. Despite all the recent success, Shaver's vision and intensity to win has not wavered.

"I do not want anyone to limit the vision of our program," Shaver said. "We expect our teams to win, and recently we have taken exceptional steps toward where we know our program can be."

Shaver enters his seventh season with the College and 24th overall as one of the winningest active coaches in college basketball. He ranks 31st among active Division I head coach with 423 victories, while ranking 43rd in winning percentage at .644.

In 2007-08, William and Mary posted its first winning season in a decade finishing with a 17-16 ledger. In fact it was only the sixth time in school history that a Tribe team had won 17 or more contests. W&M also finished fifth in the league on the strength of a 10-8 CAA ledger. It marked only the second time in the Tribe's 24-year history in the CAA that it has won double-digit games.

In six seasons at the helm of the William and Mary men's basketball program, Tony Shaver has turned the William and Mary men's basketball program into a winner. The program posted back-to-back 15-plus win seasons for the first time in a quarter of a century in 2006-07 and 2007-08. The Tribe also put together consecutive seasons with a .500 or better record for the first time in 23 years.

Shaver was voted the 2008 CAA Coach of the Year by the league's media, coaches and sports information directors. The Shaver-led Tribe punctuated the honor by reeling off three-straight last-second wins on its way to the CAA Championship Game. Included in the run was a 56-54 win over regular season champion and No. 1 seed VCU in the semifinals. W&M won three contests to get to the championship game, matching the program's victory total in the tournament from the previous 22 years. As a result of the title game appearance, W&M had its first-ever national televised game and made its first appearance on ESPN.

The Tribe accomplished numerous other milestones during the historic 2007-08 season. W&M established not only school records, but CAA marks for 3-pointers made (257) and attempted (755) in a season. The Tribe also bettered the school standard for 3-pointers per game (7.79), double-digit 3-point efforts in a season (9) and consecutive double-digit 3-point shooting performances (5). Shaver engineered a quartet of double-digit comebacks for the Tribe in 2008, including three straight in wins over James Madison (1/9), at Georgia State (1/12) and against Northeastern (1/16). It marked the first time in school history W&M overcame two-straight double-digit second-half deficits, let alone three. The Tribe's 16-point second-half comeback at Georgia State was the largest deficit that W&M overcame on the road in 15 years. Shaver also reached a coaching milestone of his own on December 31, 2007, winning his 400th collegiate coaching game as the Tribe defeated Fairfield, 71-50, at Kaplan Arena.

W&M demonstrated its mettle as a winning team with not only its ability to overcome deficits, but also with being able to win close games. The Tribe won more than half its games (nine) in 2007-08 when trailing at the half. W&M also won nine games by four or fewer points in 2007-08, bettering the total (six) from Shaver's first four seasons. The Tribe put together a six-game CAA winning streak, which marked only the third such league winning streak in Tribe history. Shaver also guided the Tribe to four straight CAA road wins

PROFILE

Personal

Born: January 28, 1954
 Hometown: High Point, N.C.
 Wife: Ann Shaver
 Children: Christopher (28), Austin (25), Jackson (18)

Education

North Carolina, 1976

Coaching Career

Episcopal High School 1976-1986
 Hampden-Sydney 1986-2003
 William and Mary 2003-P

Career Highlights

- 2008 CAA Coach of the Year
- Finalist for the 2008 *CollegeInsider.com* Mid-Major Coach of the Year
- Two-time *CollegeInsider.com* CAA Coach of the Year
- Eight ODAC Championships
- 12 20-Win Seasons
- 11 NCAA Division III Tournament Appearances
- Two NCAA Division III Final Fours
- 1999 NCAA Division III National Runner Up
- Three-Time ODAC Coach of the Year
- Three-Time South Region Coach of the Year
- Three-Time VaSID Division II-III Coach of the Year

COACHING RECORD

HAMPDEN-SYDNEY

Year	Overall
1986-87	12-13 (.480)
1987-88	12-13 (.480)
1988-89	21-8 (.724)
1989-90	15-11 (.577)
1990-91	21-6 (.778)
1991-92	24-6 (.800)
1992-93	12-13 (.480)
1993-94	22-6 (.786)
1994-95	28-3 (.903)
1995-96	17-9 (.654)
1996-97	21-7 (.750)
1997-98	23-6 (.793)
1998-99	29-3 (.906)
1999-00	26-2 (.929)
2000-01	24-5 (.828)
2001-02	23-6 (.793)
2002-03	28-4 (.875)
Totals	358-121 (.747)

WILLIAM AND MARY

Year	Overall	CAA
2003-04	7-21 (.250)	4-14 (.222)
2004-05	8-21 (.276)	3-15 (.167)
2005-06	8-20 (.286)	3-15 (.167)
2006-07	15-15 (.500)	8-10 (.444)
2007-08	17-16 (.515)	10-8 (.556)
2008-09	10-20 (.333)	5-13 (.278)
Totals	65-113 (.365)	33-75 (.306)
Career	423-234 (.644)	

TONY SHAWER
 HEAD COACH • SEVENTH SEASON • NORTH CAROLINA (1976)

HEAD COACH TONY SHAVER

in 2008. It equaled the program's longest CAA mark and was the second-longest single-season road winning streak in school history.

In 2006-07, Shaver earned *CollegeInsider.com* Colonial Athletic Association Coach of the Year honors after guiding the Tribe to a 15-15 record. Shaver also led his troops to eight wins during the tough CAA portion; only the third time the Tribe has accomplished that feat. Another telling stat of the progression of the program was the four CAA road victories, highlighted by a 67-63 win over 2006 Final Four participant George Mason. In Shaver's first four seasons, W&M had won only three road affairs.

The 2006-07 season brought about a change in styles for the 31st W&M head coach. After spending much of his career coaching an up-tempo offense, featuring a trapping defense, Shaver switched over to a more perimeter-oriented attack. The Tribe offensive scheme now spreads the floor and relies on spacing, effective perimeter shooting and players reading and reacting to teammates' cuts and motion. Defensively, W&M employs a plethora of defensive systems to throw off opposing offenses.

The new style led to the Tribe ranking among the top 50 in the country in 3-point field goal defense as well as holding its opponents to 64.2 points per game, the best mark since the 1997-98 season. The College also established school records for 3-point field goals made and 3-point field goals attempted. The success of the new approach was never more evident than in the Tribe's victory over eventual National Invitational Tournament participant Drexel, 60-47, in Williamsburg. It was the lowest point production for Drexel in four seasons, and marked the highest ranked team, in terms of RPI, that W&M had defeated since 2001.

During the 2005-06 season, W&M started 4-1, marking the best start for the Tribe team since opening the 1992-93 campaign with a 6-1 record. During that season, however, two of the team's first four wins were against non-Division I teams Virginia Wesleyan and Shenandoah. As a result, the 4-1 start for the 2005-06 squad was the first time in school history that the Tribe has opened a year with at least four wins in its first five games against current Division I opponents. Included in those four victories was a 70-60 win at Hampton, which went on to make the NCAA Tournament.

In November 2005, Shaver was inducted into the Episcopal High School Hall of Fame. He led EHS for 10 seasons from 1976-86. Shaver has been inducted into the Hall of Fame at both of his head coaching stops prior to taking over the reigns at William and Mary. He was named to the Hampden-Sydney College Hall of Fame in 2004.

"It was a great thrill to return to the campuses of Episcopal High School and Hampden-Sydney College for the induction ceremonies," Shaver said. "Episcopal and Hampden-Sydney are special places to my family."

In his second season at the helm, W&M immediately started the season on a high note, defeating Radford and Hartford to win the inaugural W&M Tip-Off Classic, the first regular season tournament title for the College since 1981. The Tribe defeated James Madison in the first round of the CAA Tournament for W&M's first postseason win since 1997, and just the third in the last 20 years.

Shaver began his Tribe career with a 91-64 pounding of Liberty on Nov. 23, 2003. He also won his first ever Colonial Athletic Association contest, as the Tribe knocked off two-time defending league champion UNC Wilmington, 67-66, in overtime on Dec. 4, 2003. In the Tribe's first contest against a nationally ranked opponent under Shaver's direction, W&M performed well, leading No. 15 Pittsburgh by 10 points midway through the first half, before the Panthers, who attempted 28 more free throws than the Tribe, won 70-55.



HEAD COACH TONY SHAVER

There have been individual successes as well for the Green and Gold during Shaver's tenure. On six occasions, a W&M player has been named All-CAA under Shaver, while another five have been named to the CAA All-Rookie Team. 2004 graduate Adam Hess, who played professionally in Germany last season, became the first player in school history to lead the CAA in scoring. An outstanding student and athlete, Hess was named the CAA Male Scholar-Athlete of the Year (for all sports) and was a First-Team Academic All-American and all-conference selection as a senior. Corey Cofield was voted the 2004 CAA Rookie of the Year, leading all freshmen in the league in points, rebounds and field goal percentage. W&M players have also enjoyed success in the classroom under Shaver, as on 11 occasions a Tribe player has been named to the CAA All-Academic team over the last six seasons, including a program-high three in 2007 and 2008. This past season, senior David Schneider was named to the All-Academic first team, while garnering the third CAA Men's Basketball Scholar-Athlete of the Year award under Shaver in 2008.

In total, four former W&M athletes who played under Shaver have gone on to or will shortly begin professional careers overseas. He played his second season for Artland in the German Bundesliga. Hess spent the 2008 season in France after earning Second-Team All-Bundesliga honors with Artland in 2007. Fellow 2004 graduate Zeb Cope spent his sixth professional season overseas with JDA Dijon Bourgogne in the French Pro A League. It marked his third season in France. Adam Payton, a 2007 graduate of W&M, helped French squad Lille Metropole to the French N1 League title and a promotion into the French Pro B League. He will return for his second season with the organization. Laimis Kisielius, who graduated in 2008, began his professional career last season playing in both Lithuania and in the Ukraine.

Shaver was named the head coach of the Tribe on May 2, 2003. He came to W&M after coaching 17 seasons at Hampden-Sydney, compiling a record of 358-121 (.747). He turned the Tigers into a Division III national powerhouse, leading the men's basketball team to eight Old Dominion Athletic Conference titles, 12 20-win seasons and 11 NCAA Division III Tournament appearances. The winningest basketball coach in the program's history, he was named the ODAC and South Region Coach of the Year in 1995, 1999 and 2000, and was picked as the Virginia Sports Information Directors Division II-III Coach of the Year in 1997, 1999 and 2000.

In 2003, Shaver took the Tigers to the NCAA Division III Final Four, as his team finished with a record of 28-4. In 1999, Shaver led H-SC to the national championship game, where the Tigers lost by one point in double-overtime to Wisconsin-Platteville. The team finished 29-3, setting a school record for most wins in a season.

In 1999, one of Shaver's charges, Jack Jirak, was named the ODAC Scholar-Athlete of the Year and was also awarded the Gammon Cup as the top-student-athlete at the college. Two of Shaver's players, David Hobbs (1999) and Russell Turner (1992) earned Academic All-America honors. A number of his players have been named to the Academic All-ODAC squad, including six student-athletes in 1998.

Shaver first led the Tigers to the national postseason in 1988-89, just his third season as the team's head coach. That year, H-SC won the ODAC championship, ending the season with a 21-8 record.

Prior to taking over at Hampden-Sydney for the 1986-87 campaign,

Shaver spent 10 years as the head boys' basketball coach at Episcopal High School in Alexandria, Virginia. He was named the Virginia Independent Schools Athletic Association State Coach of the Year in 1986, and was twice picked as the Alexandria Coach of the Year, while winning 73 percent of his games.

A 1976 graduate of North Carolina, Shaver was a guard on the Tar Heel men's basketball team from 1972-75 under head coach Dean Smith. Originally a walk-on, he earned a scholarship his rookie season, when he was awarded the prestigious Butch Bennett Award, presented to the freshman who exemplifies determination, sportsmanship and sacrifice for the team. Shaver was voted the honoree by his teammates. During his four years in Chapel Hill, UNC went 95-26, including a pair of trips to the NCAA Tournament in 1975 and 1976. During the 1975 season, the Tar Heels won the ACC Tournament and advanced to the Sweet 16. During the 1973 and 1974 season, North Carolina made the National Invitational Tournament.

A native of High Point, North Carolina, Shaver and his wife, Ann, are the parents of three sons: Christopher (28), Austin (25) and Jackson (18). Christopher is a professional baseball pitcher and has spent time in the San Diego Padres and Chicago Cubs organizations after a standout career with the Tribe baseball team. Austin is an assistant coach at Hampden-Sydney under former Tribe assistant coach and current Hampden-Sydney head coach Dee Vick. Jackson is a freshman on the William and Mary baseball team.



The Shaver family (back): Jackson, Tony and Ann, (front): Chris and Austin.

WHAT THEY ARE SAYING ABOUT TONY SHAVER

"Having coached Tony at the University of North Carolina and followed his teams over the years, I have been very proud of his accomplishments. Tony's teams rose to the top of Division III because he instilled in his players the value of hard work. He is very deserving of the chance to build a program at William and Mary. I have great confidence that he will establish an exciting and winning program."

- Legendary North Carolina head coach **Dean Smith**, the winningest men's basketball coach in NCAA history

"Coach Shaver runs a big-time program. The players learn how to play basketball, develop their individual skills and win. There is little more to ask for anywhere."

- Golden State Warriors assistant coach and former All-American as a player under Tony Shaver, **Russell Turner**

"My son Ryan made an outstanding choice to play for Tony Shaver. Ryan was able to learn, experience success and grow as a person during his time with Coach Shaver. Tony is very passionate about the game and pays great attention to detail. Success will follow him."

- Former South Carolina head coach **Dave Odom**

"My family was impressed with Coach Shaver's long-standing reputation. It was important for us to send our son to play basketball for a program that produces winners on and off the court. Coach Shaver's attentiveness to David as an athlete and as a person was invaluable to David's college experience and to his future."

- Former Alabama head coach **David Hobbs**

PLAYER CONNECTIONS

(Played under Coach Shaver)

- Kevin Garst** – Head Coach Salem High School in Roanoke, Va.
- Andy Gray** – Head Coach at Gar-Field High School in Woodbridge, Va.
- Matt McKeag** – Head Coach at Varina High School in Richmond, Va.
- Kenny Tyler** – Athletic Director at West Virginia Wesleyan
- Ryan Odom** – Assistant Coach at Virginia Tech
- Russell Turner** – Assistant Coach with the NBA's Golden State Warriors
- Dee Vick** – Head Coach at Hampden-Sydney College
- David Willson** – Assistant Coach at Furman University
- Nick D'Antoni** played for Tony Shaver, father is **Dan D'Antoni** (Assistant Coach for the NBA's New York Knicks), uncle is **Mike D'Antoni** (Head Coach of the NBA's New York Knicks)


ASSISTANT COACHES UNDER SHAVER

- Joe Wolf** – Assistant Coach of the NBA's Milwaukee Bucks
- Drew Catlett** – Former Assistant Coach at Georgia State
- Bubba Smith** – Head Coach at Sewanee: The University of the South
- Chad Warner** – Head Coach at Shorter College
- Chuck Thomas** – Assistant Coach at L.C. Bird High School in Chesterfield, Va.
- Antonw Jackson** – Assistant Coach at the University of Massachusetts
- Dee Vick** – Head Coach at Hampden-Sydney College

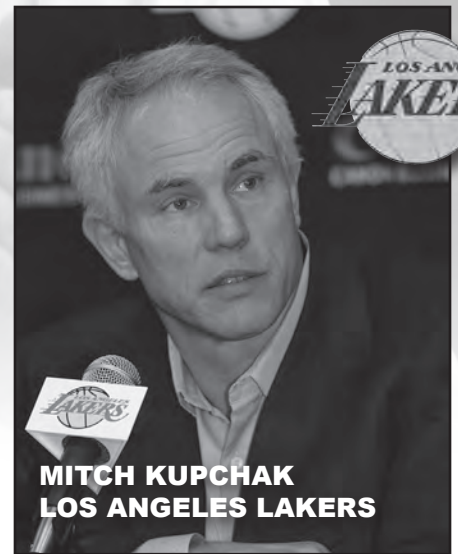
NORTH CAROLINA CONNECTIONS

- Dave Hanner** – Assistant Coach for the NBA's Charlotte Bobcats
Played with and graduated with from UNC in 1976
 - Mitch Kupchak** – General Manager for the NBA's Los Angeles Lakers
Played with, graduated with and roomed with at UNC
 - John Kuester** – Assistant Coach for the NBA's Cleveland Cavaliers
Played with at UNC (graduated 1977)
 - Phil Ford** – Assistant Coach for the NBA's Charlotte Bobcats
Played with at UNC (graduated 1978)
- From the **Dean Smith** North Carolina Coaching Tree that includes current NBA head coaches **George Karl** (Denver Nuggets) and **Larry Brown** (Charlotte Bobcats)

Part of the UNC Basketball Fraternity




**DEAN SMITH
NORTH CAROLINA**



**MITCH KUPCHAK
LOS ANGELES LAKERS**


SHAVER'S COACHING LINEAGE



**JOE WOLF
MILWAUKEE BUCKS**



**RYAN ODOM
VIRGINIA TECH**



**RUSSELL TURNER
GOLDEN STATE WARRIORS**

BEN WILKINS

ASSISTANT COACH • FOURTH SEASON • N.C. STATE (2001)

BEN WILKINS



Ben Wilkins enters his fourth season as an assistant coach on the men's basketball staff. Wilkins has been instrumental in the implementation of W&M's offensive and defensive systems. During his first three seasons, the College moved to an offensive scheme that spreads the floor and relies on spacing, effective perimeter shooting and players reading and reacting to each others' cuts and motion. Defensively, W&M employs a plethora of man and zone systems to throw off opposing offenses.

"Ben has been an instrumental part in the recent success of the Tribe program," head coach Tony Shaver said. "He is a tireless worker, and will do anything possible to make this basketball program successful. Ben was a key factor in implementing our new system, and is always looking for ways to tweak and improve our current scheme. He relates well with the players and is a successful recruiter with the relationship he develops with coaches, parents and potential recruits."

Wilkins' responsibilities also include scouting, scheduling, recruiting, individual skill work and developing the Tribe's perimeter players. During his first two seasons, he headed the College's scouting of opponents. He developed reports and helped in devising offensive and defensive strategy against each of the Tribe foes. During his first two seasons with the Tribe, W&M has posted back-to-back seasons of 15-or-more wins for the first time in 25 years. In 2007-08, the College capped the year with its first winning record in a decade and the program's first CAA Championship Game appearance.

Before coming to W&M, Wilkins was the video coordinator at N.C. State. The Wolfpack advanced to the second round of the NCAA Tournament in 2005-06, while amassing an overall record of 22-10. N.C. State also went 10-6 in ACC action. During the season, Wilkins was involved with various aspects of the Wolfpack program including film editing, player housing, player financial services and organizing a past player reunion. He also served as the liaison for sports marketing, handled office and player tickets and was an assistant camp director.

Wilkins served as the first assistant and recruiting coordinator for Barton College in Wilson, N.C., during the 2003-04 and 2004-05 seasons. The Bulldogs compiled a 35-21 mark over those two seasons, including a third-place finish in the Carolinas-Virginia Athletics Conference (CVAC) during his final campaign. In his time at Barton, Wilkins' primary responsibilities centered around recruiting, scouting reports, both practice and in-game coaching, development of the perimeter players and film exchange. Wilkin's final recruiting class at Barton finished their careers with a 68-12 CVAC record to go along with three regular season and three tournament championships. The group advanced to the NCAA Division II Tournament on three occasions and tallied an Elight Eight appearance in 2006 to go along with its 2007 NCAA Division II National Championship. During his time as the recruiting coordinator at Barton, the Bulldogs signed two-time CVAC Player of the Year, Anthony Atkinson, and CVAC Freshman of the Year, Bobby Buffalo. A trio of Wilkins recruits, including Atkins, Buffalo and Brian Leggett, were two-time All-CVAC selections during their careers. Wilkins also assisted in the organization and operation of the Barton Basketball Camp and served as the game day manager during both men's and women's basketball games.

Wilkins graduated Magna Cum Laude with a Bachelor of Arts in history in December of 2001. During his time at N.C. State, he was also a team manager.

After graduating from N.C. State, Wilkins served as the junior varsity coach for Apex High School in Apex, N.C. He guided the Cougars to a 17-1 mark and a first-place showing in conference play. As an assistant for the boys' varsity squad, Wilkins helped guide Apex to the state playoffs.

PROFILE

Personal

Born: Sept. 26, 1978
Hometown: Mt. Pleasant, Pa.

Education

North Carolina State, 2001

Coaching Career

Apex High School (2001-03)
Barton College (2003-05)
N.C. State (2005-06)
William and Mary (2006-P)



PROFILE

Personal

Born: April 18, 1982
Hometown: New Kent, Va.

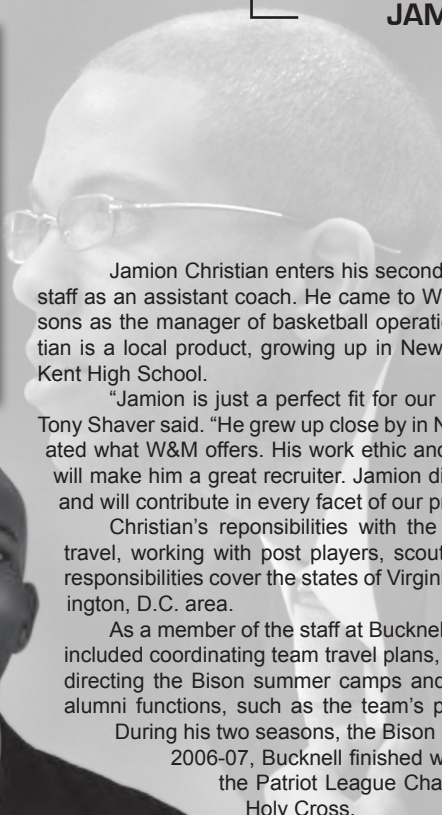
Education

Mount St. Mary's, 2004

Coaching Career

Emory & Henry (2004-06)
Bucknell (2006-2008)
William and Mary (2008-P)

JAMION CHRISTIAN



Jamion Christian enters his second season on the William and Mary staff as an assistant coach. He came to Williamsburg after serving two seasons as the manager of basketball operations at Bucknell University. Christian is a local product, growing up in New Kent, Va., and prepping at New Kent High School.

"Jamion is just a perfect fit for our program and W&M," head coach Tony Shaver said. "He grew up close by in New Kent and has always appreciated what W&M offers. His work ethic and ability to relate to young people will make him a great recruiter. Jamion displays maturity beyond his years and will contribute in every facet of our program."

Christian's responsibilities with the Tribe include coordinating team travel, working with post players, scouting and recruiting. His recruiting responsibilities cover the states of Virginia and Texas as well as the Washington, D.C. area.

As a member of the staff at Bucknell, Christian's main responsibilities included coordinating team travel plans, handling the team's video needs, directing the Bison summer camps and assisting in the arrangement of alumni functions, such as the team's popular summer golf tournament.

During his two seasons, the Bison amassed a 34-28 overall mark. In 2006-07, Bucknell finished with a 22-9 mark and advanced to the Patriot League Championship game before falling to Holy Cross.


Prior to his tenure with the Bison, Christian served as an assistant coach at Emory & Henry College in Emory, Va., during the 2004-05 and 2005-06 seasons. The Wasps were one of the highest scoring teams in the country during Christian's time, averaging 104.3 points per game in 2005-06, which ranked third in the nation. Emory & Henry, a Division III program in the Old Dominion Athletic Conference (ODAC), finished with a 14-12 record and also ranked among the national leaders in steals (second), 3-pointers made (third), turnovers forced (third) and assists (fifth).

A 2004 graduate of Mount St. Mary's in Emmitsburg, Md., Christian was a three-year team captain and starting guard. Christian played three seasons under legendary coach Jim Phelan, who ranks fourth in NCAA history with 830 wins. During his career with The Mount, Christian scored 581 career points and averaged 6.5 points per game. He played in 90 career games with 54 starts and averaged 19.8 minutes per contest. The best statistical season of Christian's career came in 2001-02 when he led Mount St. Mary's in scoring with an 11.3 points per game average. In Northeast Conference games, he averaged 13.1 points per game, which ranked 16th in the league. He also ranked among the league leaders in free throw percentage and 3-pointers made in 2001-02. He scored a career-high 24 points on two occasions during his collegiate career. Christian also played shortstop on The Mount's baseball team during his time at the institution. He earned his degree from Mount St. Mary's in rhetoric and communications.

A native of New Kent, Va., Christian earned VHSL Group A State Player of the Year honors in his senior season after leading New Kent High School to a 26-0 record and a state title.

JAMION CHRISTIAN
ASSISTANT COACH • SECOND SEASON • MT. ST. MARY'S (2004)

JONATHAN HOLMES



Jonathan Holmes enters his second season with the Tribe staff. He served as an assistant coach at the Division II and NAIA levels before coming to Williamsburg prior to the 2008-09 season. Holmes grew up in the basketball-rich state of Indiana and furthers the W&M-North Carolina connection at the College after playing four seasons for the Tar Heels.

"Jonathan has a strong pedigree in basketball and he just could not be more excited about this opportunity," head coach Tony Shaver said. "He brings great knowledge of the game and great recruiting contacts to our program. Jonathan has been runner-up for Indiana's 'Mr. Basketball' and played in the Final Four for the University of North Carolina, so he brings a winning way to help us continue to improve our program."

Holmes' responsibilities with the Tribe include overseeing the team's academics, working with guards, scouting and recruiting. His main focus area in recruiting is the Midwest.

Holmes spent two seasons at Division II school Francis Marion University in Florence, S.C. During his tenure with the Patriots, Holmes' primary responsibilities included recruiting, on-floor coaching, individual player workouts, pre- and post-season workouts and helping in the area of academic support for team members.

Prior to his time at FMU, the Bloomington, Ind., native spent one season as an assistant coach and head junior varsity coach at Montreat College in 2005-06. The Cavaliers compiled a 22-10 mark and won both the Appalachian Athletic Conference regular-season and tournament titles, while also reaching the second round of the NAIA Division II national tournament. Holmes has also served as a counselor at numerous North Carolina Men's Basketball Camps, as well as at his own Jonathan Holmes Basketball Camp in Bloomington, which started in 2002.

Holmes is a 2003 graduate of the University of North Carolina, where he was a four-year letterman on the Tar Heel basketball team. He played in 76 career games and recorded nearly a two-to-one assists to turnovers ratio. During his career, the Tar Heels advanced to the 2000 Final Four, appeared in the 2003 NIT post-season tournament and won both the 1999 Maui Invitational and the 2002 Preseason NIT. Holmes was named to the 2003 ACC All-Academic Team. He earned a degree in communications from UNC with a 3.6 grade point average.

Upon graduation, Holmes played professional basketball for two seasons overseas. He was a member of the Leicester Riders in the British Basketball League (England) during the 2003-04 season. The following season, Holmes was a member of the IC Horsens in the Basketligaen Danish League (Denmark). He averaged 14 points and five assists in helping IC Horsens to a runner-up finish during the Danish League regular season as well as a tournament semifinal appearance in 2005.

Holmes was a four-year varsity starter for his father, J.R., at Bloomington South High School and capped his career as the runner-up for Indiana Mr. Basketball in 1999. He left as the school's all-time leader in points, assists, consecutive games started, free throw percentage and 3-pointers made. Holmes was also the recipient of the John Wooden Citizenship Award in 1999. His high school honors also included Nike High School All-American in the summer of 1998, McDonald's All-American Nominee, two-time first team All-State in Indiana and being named to the Indiana All-Star team. As a student at Bloomington South, Holmes was the co-valedictorian and carried a perfect grade point average.

Jonathan and his wife, Jennifer, were married in September of 2006. Jennifer, who is originally from New Hampshire, is a graphic designer. The couple have a daughter, Lillian Annabel, born Dec. 1, 2008.

PROFILE

Personal

Born: March 31, 1980
Hometown: Bloomington, Ind.
Wife: Jennifer Holmes
Daughter: Lillian Annabel Holmes

Education

North Carolina, 2003

Coaching Career

Montreat (2005-06)
Francis Marion (2006-08)
William and Mary (2008-P)



JONATHAN HOLMES

ASSISTANT COACH • SECOND SEASON • NORTH CAROLINA (2003)

KEVIN SNYDER

PROFILE

Personal


Born: June 30, 1986
Hometown: Littleton, Colo.

Education

Williams College, 2009

Coaching Career

William and Mary (2009-P)



Kevin Snyder joins the Tribe staff as the College's Director of Basketball Operations. He enjoyed a stellar collegiate basketball career at Williams College in Williamstown, Mass., before making the move to William and Mary. Williams College is rated the No. 1 liberal arts school in the country by *U.S. News and World Report*.

"Kevin is a wonderful addition to our basketball program," Shaver said. "He is a bright, energetic young man with a great knowledge of basketball and the style we play. His ideas will contribute to our approach to the game, and he will be a great friend to our younger players."

Snyder's duties with the Tribe include overseeing the team's managers, film exchange, film breakdown and the team's toughness chart. He also has a number of administrative responsibilities, including the team's daily schedule. Some of his other responsibilities include keeping track of players' shooting stats during the fall, t-shirt design, create player hand-outs, update and maintain the Tribe's recruiting database and help with on-campus recruiting.

Snyder graduated from Williams in 2009 with a degree in art and psychology. He was a three-year starter for the Ephs and became the 26th player in Williams history to score over 1,000 career points. As a senior, Snyder was named a first-team All-NESCAC honoree, while averaging 16.8 points per game and leading the squad in minutes played (34.8), 3-pointers made (66) and assists (96). He ranked first in the NESCAC in made 3-point field goals and fourth in scoring. He shot 41.5 percent from 3-point range and averaged 3.7 assists and 4.0 rebounds per game. Snyder also finished second in the NESCAC in assist-to-turnover ratio in 2009 at 1.81. He scored a career-high 30 points on three occasions as a senior against Ursinus, Framingham State and Amherst College, helping Williams to a 17-9 overall mark and a 6-3 conference ledger.

"I am incredibly excited to be given the opportunity to join such a respected staff," Snyder said. "I am looking forward to helping in any way possible to make this season a successful one."

The Littleton, Colo., native finished his Williams' career with 1,016 points, 237 assists and 272 rebounds in 80 career starts. As a sophomore starter in 2007, Snyder helped the Ephs to the NESCAC Championship and a berth in the Division III NCAA Tournament. In 2008, Williams finished the year at 17-8 overall as Snyder started all 25 games, while averaging 10.1 points per game, 2.4 rebounds and 2.6 assists per game.


Along with his prowess on the court, Snyder succeeded in the classroom as well. He was a Second-Team ESPN The Magazine Academic District I selection as a senior and a two-time Academic All-NESCAC honoree.

Snyder played at Heritage High School in Littleton, Colo., as a prep and captained the squad to a state championship during his senior season in 2005. Heritage finished the year at 27-1 overall and was ranked No.1 in the state of Colorado throughout the season, before finishing No. 43 nationally. Snyder was an honorable mention all-state selection after averaging 14.4 points per game and hitting 70 3-pointers.

KEVIN SNYDER
DIRECTOR OF BASKETBALL OPERATIONS • FIRST SEASON • WILLIAMS (2009)



JOSEPH W. MONTGOMERY STRENGTH TRAINING CENTER




STRENGTH TRAINING

JOSEPH W. MONTGOMERY STRENGTH TRAINING CENTER AT A GLANCE

- 16,000 pounds of free weights
- 7,000 pounds of dumbbells
- 6,000 pounds of rubber bumper plates
- 20 dynamax medicine balls
- 24 custom-built Olympic platforms
- 18 multipurpose power racks with adjustable benches
- 10 dumbbell benches
- 6 glute-ham benches
- 4 adjustable abdominal benches
- 6 dip bars
- 2 power squats
- 2 ground-based jammers
- Fully-equipped plyometric area
- Wide variety of selectorized machines



JOHN SAUER
Director of Speed,
Strength and Conditioning



JAKE DYSLIN
Assistant Strength and
Conditioning Coach



IAN HEISEL
Assistant Strength and
Conditioning Coach

SCRATCHING THE SURFACE

The Division of Sports Medicine at the College of William and Mary is responsible for the health care of nearly 450 student-athletes in 23 intercollegiate sports at the country's second-oldest institution of higher learning. The athletic training program focuses on the prevention, evaluation, treatment and rehabilitation of athletic injuries for all intercollegiate student-athletes.

Tribe athletes have the luxury of rehabilitating and treating injuries in a state-of-the-art athletic training facility. There are eight full-time certified athletic trainers and two graduate assistants from Old Dominion University's post-graduate athletic training educational program on staff. In addition, a group of undergraduate students serve as athletic training aides and assist in the daily operation of the sports medicine program.

Renée Cork heads the William and Mary Sports Medicine staff and holds the title of Assistant Athletic Director for Heath Services. Cork is in her 18th year at the College and in 2007 was honored as the National Trainers' Association Assistant Athletic Trainer of the Year.

Cork is joined on the sports medicine staff by a pair of veteran trainers in Senior Associate Athletic Trainer Andy Carter and Associate Athletic Trainer John Knaul. Carter joined the William and Mary staff in 2000 as an associate athletic trainer. A William and Mary alumnus and former Tribe student athletic trainer, he is in his sixth year as the head football athletic trainer, overseeing the sports medicine services for the team. He and his wife, Kristina, who is a physical therapist at Advanced Specialty Center of Williamsburg Physical Therapy, reside in Williamsburg.

Knaul, who earned his bachelor's degree of Alfred University and his master's at Elmira College, is in his 10th year at William and Mary. He and his wife, Katie, reside in Williamsburg.

Lisa Shook and Michele Heisel enter their fifth seasons with W&M athletics and both hold the title of Senior Assistant Athletic Trainers. Shook

holds a bachelor's degree from Salisbury University and a master's from Western Carolina. She is the head athletic trainer for the men's basketball program. Heisel, who resides in Williamsburg with her husband, Ian, holds a bachelor's degree from California University of Pennsylvania and a master's from Virginia.

Hollie Walusz begins her third year on the Tribe staff as an Assistant Athletic Trainer, after completing her undergraduate degree at Northern Iowa and her master's at UNC Chapel Hill. Tracey Eisen and Bryce Mueller return for their second seasons as Assistant Athletic Trainers. Eisen, who is originally from Silver Springs, Md., completed her undergraduate degree at Pittsburgh and her graduate work at George Washington. Bryce earned his bachelor's degree from Northern Iowa, while receiving his master's degree from West Virginia.

Also, the two graduate assistants from the post professional graduate athletic training program at ODU, Crystal Nelson and Shawn Lucci, enter their second years on staff. Nelson is a graduate of the University of Tampa, while Lucci completed her undergraduate degree at Pittsburgh.

Michael Potter is in his seventh year on the staff as the team physician. The team physician oversees the full-time athletic training staff and has overall responsibility for supervising the sports medicine program. A family practice/sports medicine specialist, Potter earned his medical degree from Texas A&M. He completed his residency at the Riverside Family Practice in Newport News and his sports medicine fellowship at Wake Forest University. Potter is in private practice with the Virginia Center of Athletic Medicine (VCAM) of Tidewater Physicians Multispecialty Group (TPMG).

SPORTS MEDICINE





CLAUDETTE CANADY
Administrative Assistant

Claudette Canady has been working at the College for 21 years and is the Administrative Assistant for both the men and women's basketball programs.

Coming from an athletic family, she is a former all-district basketball player and MVP at West Point High School in Virginia. Her brother, "Duke" Thorpe had a fine career at West Point High School where his jersey (No. 33) was retired, and the student section was named after his jersey number. He also enjoyed an outstanding career at Virginia Tech. Her sister, Lisa, also had a fine basketball career at West Point as well as her daughter Leslie and nephew Andre. Her niece Jacquelyn and nephew Elliott are also active in sports in Florida. In the past, Claudette has traveled with the men's team to Hawaii twice, New Orleans, Kansas, Texas, California, Arizona and New Mexico.

Outside of basketball, she enjoys cooking, working in the yard, sewing, is the Church Clerk and Secretary of Mt. Nebo Baptist Church in West Point, Va., and also sings in the church choir.



LISA SHOOK
Athletic Trainer

Lisa Shook begins her fifth season working with the W&M men's basketball program. Shook joined the staff of the Division of Sports Medicine in 2005.

Before coming to William and Mary, she worked as a graduate assistant Athletic Trainer at Western Carolina University while completing her master's degree. She earned her master's in health science with a concentration in education in 2005. Prior to Western Carolina, Shook attended Salisbury University, where she earned a Bachelor's of Science in athletic training in 2003.

At W&M, Shook works primarily with cheerleading and men's basketball. She also works with the jumpers and sprinters on the track team.

She enjoys going to the beach, painting, and playing with her dog in her free time. A Towson, Md., native, Shook resides in Williamsburg.



JASON SIMMS
Director of Academic Support for Athletics

As Director of Academic Support, Jason Simms acts as an academic advisor to the College's varsity athletes and is currently in his third year at William and Mary. Simms assists student-athletes in maintaining excellence in the classroom, scheduling classes, and assisting in

future planning.

Simms brought a diverse background to the William and Mary Athletic Department from his work at Salisbury University. He acted as the Associate Dean of Admissions as well as the Director of Minority Recruitment. In regards to athletics, Simms worked as the Admissions Athletics Liaison and an Assistant Men's Basketball Coach for the SU Sea Gulls.

As an assistant basketball coach for Salisbury University, Simms advised and scheduled classes for athletes during registration periods, monitored mandatory study hall sessions, and provided

academic guidance throughout the semester for athletes. During his work as the admissions-athletic liaison, he coordinated relationships between teams, coaching staff, and the enrollment management, as well as assisted the Director of Athletics with NCAA compliance and eligibility requirements.

Simms was also a member of the Board of Directors for Kids of Honor in Cambridge, Md., providing guidance to elementary and middle school-aged first generation college-bound students.

Simms attended Frostburg State University, graduating in 1994 with a B.S. in Business Administration. An excellent student athlete himself, he was a member of both the basketball and baseball teams at FSU from 1990-1994. He acted as team captain of the basketball team during the 1993-1994 season and received the team MVP award. Simms also captained the baseball team during the 1994 season while earning the baseball team MVP award in 1993 and 1994.

He earned his Masters of Education in Guidance and Counseling in 2002 from the University of Maryland - Eastern Shore. Since then Simms has been a member of the National Academic Advising Association (NACADA) as well as an active member of the National Association of Athletic Academic Advisors (N4A).

Simms resides in Williamsburg and enjoys working out and playing golf in his spare time.



LYDIA DODSON
Manager

Lydia Dodson enters her third season with the men's basketball program. A junior at William and Mary, Dodson majoring in English.

Dodson graduated from Eastern Mennonite High School in 2007. While at Eastern Mennonite, she was a four-year letter winner for the Flames and was a team captain during her senior campaign.

Dodson is the daughter of Karla Dodson and George and Sheila Dodson. She is from Harrisonburg, Va.



JACK SMITH
Manager

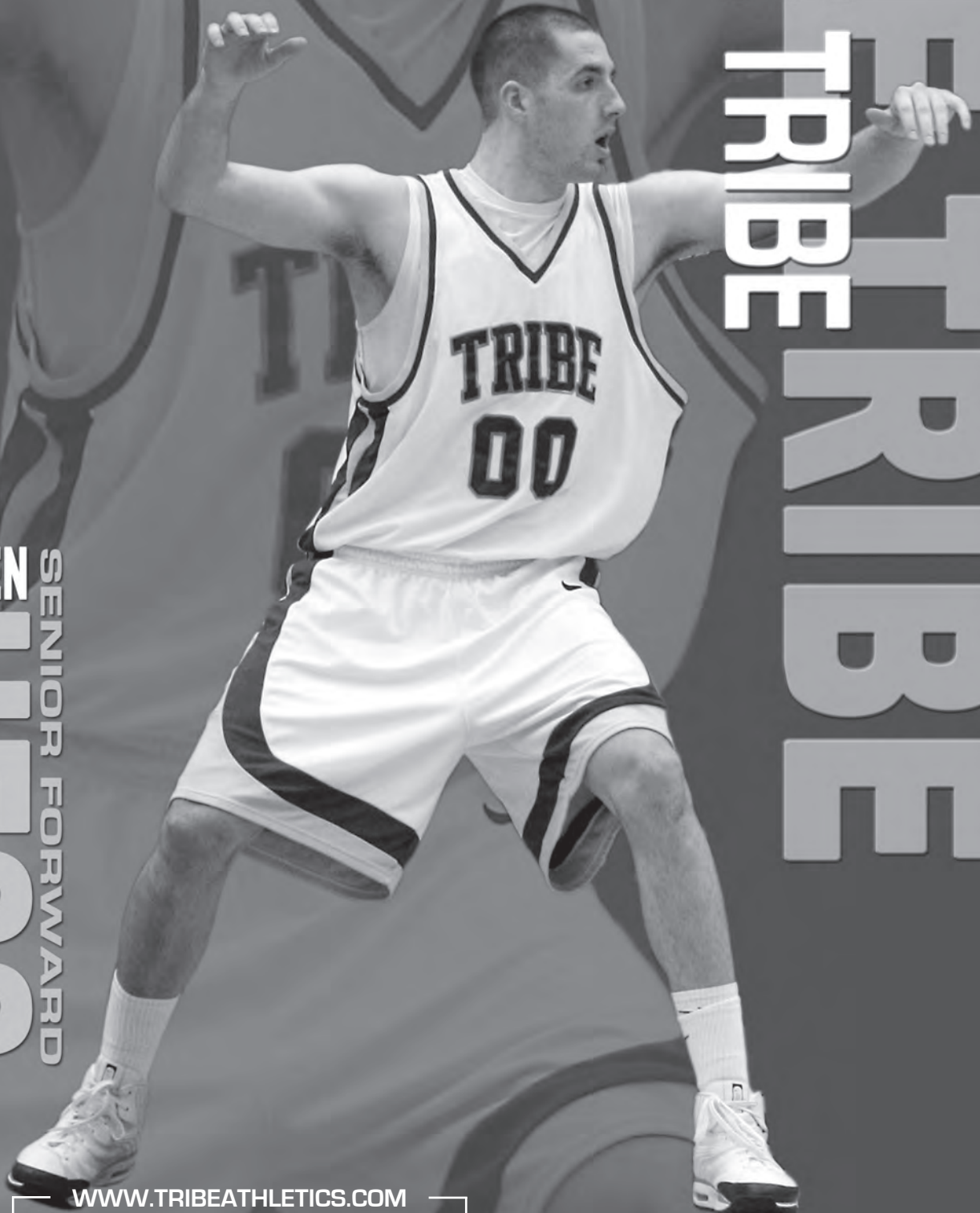
Jack Smith enters his third season with the men's basketball program. He is senior at William and Mary and majoring in government.

Smith graduated from Boise High School in 2005. While at Boise High School, he played soccer, basketball and ran track for the Braves. He is the son of Robert Smith and Erin Logan.

Jack is a native of Boise, Idaho.

THE TRIBE THE TRIBE THE TRIBE

STEVEN SENIOR FORWARD
HESSES



SENIOR • FORWARD • 6-10 • 245 • CHARLOTTE, N.C. • GASTON DAY


00

JUNIOR YEAR (2008-09)

Appeared in 24 games as a sub in the low post and shot 60 percent from the floor ... Capped the season with four points, three rebounds and a career-high tying two assists in the CAA Tournament against James Madison ... Came off the bench and pulled down a career-best seven rebounds in just 12 minutes of action in the regular season finale against Drexel ... Played a season-high 16 minutes at Drexel and finished with four points and a career-high tying two blocked shots ... Turned in a solid all-around game with four points and four rebounds in only eight minutes of action at Delaware ... Blocked a career-high two shots, while also pulling down a pair of rebounds and adding a two-handed dunk at UNCW ... Saw 11 minutes off the bench against ODU and provided solid defense, while pulling down two boards, registering a steal and tallying an assist ... Pulled down four rebounds against Haverford ... Hit his first two free throws of the season against South Carolina State ... Provided a much needed spark off the bench with six points and three rebounds in the victory over Radford ... Helped W&M on a 9-0 second half run to put the game away with back-to-back offensive putbacks ... Connected on his only field goal attempt at Penn State, finishing with two points.

CAREER HIGHS

- Points**
9 at Georgia State (1/12/08)
- Field Goals**
4 at Georgia State (1/12/08)
- 3-Point Field Goals**
None
- Free Throws**
2, 8 times, most recently at Drexel (1/24/09)
- Rebounds**
7 vs. Drexel (2/28/09)
- Assists**
2 at Georgia State (1/12/08)
- Steals**
2, 5 times, most recently at George Mason (2/27/08)
- Blocked Shots**
2 at Drexel (1/24/09)
2 at UNCW (1/7/09)



HESS' STATISTICS

CAREER																
Season	G-GS	Min-Avg	FG-A	Pct	3FG-A	Pct	FT-A	Pct	OR-DR	Reb-Avg	PF-FO	A	TO	Blk	St	Pts-Avg
2006-07	23-0	141-6.1	9-17	.529	0-0	.000	7-16	.438	4-18	22-1.0	28-1	5	11	6	2	25-1.1
2007-08	28-0	246-8.8	23-40	.575	0-3	.000	9-16	.563	15-43	58-2.1	32-1	7	23	5	12	55-2.0
2008-09	24-0	134-5.6	15-25	.600	0-0	.000	6-10	.600	11-19	30-1.3	14-0	7	11	7	3	36-1.5
Career	75-0	521-6.9	47-82	.573	0-3	.000	22-42	.524	30-80	110-1.5	74-2	19	45	18	17	116-1.5
CAA																
Season	G-GS	Min-Avg	FG-A	Pct	3FG-A	Pct	FT-A	Pct	OR-DR	Reb-Avg	PF-FO	A	TO	Blk	St	Pts-Avg
2006-07	13-0	74-5.7	4-5	.800	0-0	.000	0-1	.000	1-10	11-0.8	16-1	4	6	4	2	8-0.6
2007-08	14-0	163-11.6	16-24	.667	0-1	.000	3-5	.600	7-28	35-2.5	17-0	4	16	3	11	35-2.5
2008-09	16-0	97-6.1	9-13	.692	0-0	.000	4-6	.667	5-14	19-1.2	8-0	4	6	6	2	22-1.4
Career	43-0	334-7.8	29-42	.690	0-1	.000	7-12	.583	13-52	65-1.5	41-1	12	28	13	15	65-1.5

STEVEN HESS

SOPHOMORE YEAR (2007-08)

A key reserve in the front court, appearing in 28 games and averaged nearly 10 minutes per contest ... Averaged 2.0 points and 2.1 rebounds per game ... Increased his per game averages to 2.5 points and rebounds a contest in league play ... Missed games at UNCW (2/13) and Towson (2/16) due to injury ... Led the W&M bench in scoring on three occasions ... Had a career day at Georgia State (1/12) with nine points on 4-of-6 shooting to go along with a career-best six rebounds, helping W&M overcome a 17-point second-half deficit ... Pulled down at least three rebounds off the bench on 14 occasions ... Helped limit Drexel's (2/20) leading scorer and rebounder Frank Elegar to just nine points and five rebounds with his exceptional post defense ... Scored six points and pulled down three important rebound in the Tribe's comeback victory over James Madison (1/9) ... Tallied four points against Delaware (1/2/08), hitting 2-of-3 from the field, including a nifty driving lay-up in the first half ... Logged 16 minutes against Fairfield (12/31) and finished with two points and four rebounds ... Tallied five rebounds against Montreat (12/22).

FRESHMAN YEAR (2006-07)

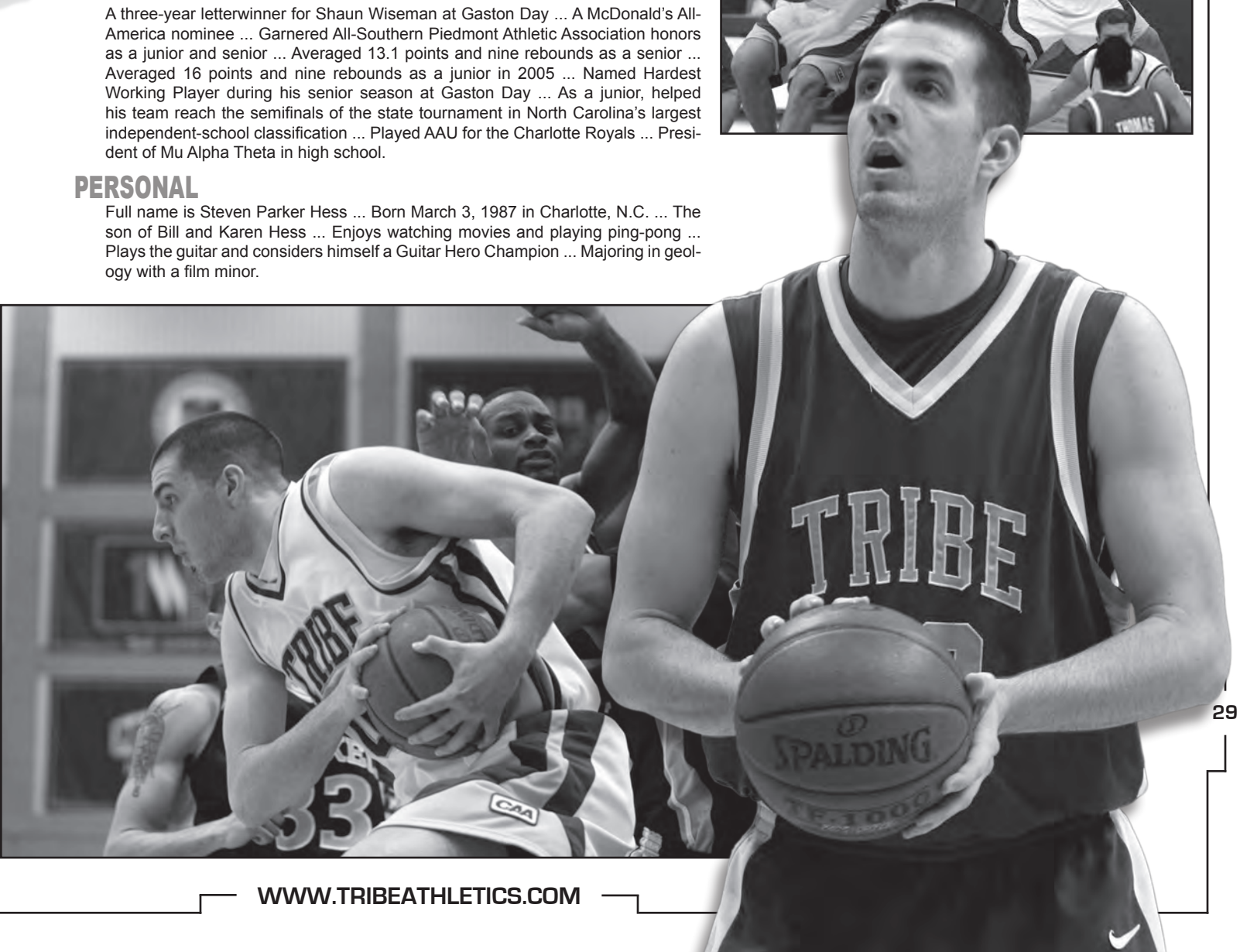
Played in 23 games as a freshman off the bench ... Averaged 1.1 points and 1.0 rebounds per contest ... Ranked fourth on the team in blocked shots ... Shot 52.9 percent from the floor ... With the frontline in foul trouble, came off the bench and contributed a career-high tying four points to go along with a rebound and a blocked shot in a victory over James Madison (2/7) ... Logged a career-high 15 minutes off the bench at Old Dominion and finished with two points, a career-high three rebounds and two steals ... Tallied three points, pulled down three rebounds and blocked a shot in his collegiate debut at Kansas State (11/11) ... Equaled his career high with four points against UMBC (12/22) ... Pulled down three rebounds on four occasions, including the Tribe's upset win over Drexel (2/14).

PREP

A three-year letterwinner for Shaun Wiseman at Gaston Day ... A McDonald's All-America nominee ... Garnered All-Southern Piedmont Athletic Association honors as a junior and senior ... Averaged 13.1 points and nine rebounds as a senior ... Averaged 16 points and nine rebounds as a junior in 2005 ... Named Hardest Working Player during his senior season at Gaston Day ... As a junior, helped his team reach the semifinals of the state tournament in North Carolina's largest independent-school classification ... Played AAU for the Charlotte Royals ... President of Mu Alpha Theta in high school.

PERSONAL

Full name is Steven Parker Hess ... Born March 3, 1987 in Charlotte, N.C. ... The son of Bill and Karen Hess ... Enjoys watching movies and playing ping-pong ... Plays the guitar and considers himself a Guitar Hero Champion ... Majoring in geology with a film minor.



SEAN McCURDY

SENIOR • GUARD • 6-1 • 184 • JERSEY CITY, N.J. • ST. ANTHONY



24

REDSHIRT JUNIOR YEAR (2008-09)

Topped the Tribe in assists on 10 occasions, including three games of five or more assists ... Missed seven games this season due to injury ... Despite battling injuries, finished the year ranked 14th in the CAA in steals per game (1.2) ... Had four assists in contests against both UNCW and at James Madison ... Provided a spark off the bench with his defensive pressure in the Tribe's upset of Northeastern ... Pulled down a team-best and career-high seven rebounds to go along with six points against Towson ... Dished out a team-best three assists to go along with career-high tying three steals at Hofstra (1/21/09) ... Had a career scoring night against Old Dominion, finishing with 13 points on 5-of-7 shooting from the floor, including a 3-pointer ... Led W&M in assists (4), rebounds (4), and steals (2) against ODU ... Turned in an excellent floor game in the win over Haverford with a career-high tying 10 points to go along with eight assists and three steals (also both career-highs) ... Played 23 minutes in a reserve role at Loyola and finished with three points, three rebounds, three assists and two steals ... Suffered an injury prior to the Tribe's game against Norfolk State and missed five games ... Equaled his career-high with 10 points on 4-of-6 shooting from the floor at Ohio ... Added a pair of driving 3-point plays in the first half against the Bobcats ... In the season-opener at Penn State, led W&M in assists (7) and rebounds (6) ... Both totals against the Nittany Lions were career highs.

CAREER HIGHS

- Points**
13 vs. Old Dominion (1/5/09)
- Field Goals**
5 vs. Old Dominion (1/5/09)
- 3-Point Field Goals**
2, four times, most recent at Mississippi St. (2/14/07)
- Free Throws**
5 at UNCW (1/7/09)
- Rebounds**
7 vs. Towson (1/28/09)
- Assists**
8 vs. Haverford (12/20/08)
- Steals**
3, four times, most recently at Hofstra (1/21/09)
- Blocked Shots**
1 at Florida (1/9/07)



McCURDY'S STATISTICS

CAREER																
Season	G-GS	Min-Avg	FG-A	Pct	3FG-A	Pct	FT-A	Pct	OR-DR	Reb-Avg	PF-FO	A	TO	Blk	St	Pts-Avg
2005-06 [^]	30-0	232-7.7	18-56	.321	11-32	.344	7-10	.700	3-21	24-0.8	22-0	40	18	0	6	54-1.8
2006-07 [^]	31-6	288-9.3	12-41	.293	8-23	.348	22-29	.759	2-29	31-1.0	40-1	40	32	1	12	54-1.7
2007-08	Redshirted (Transfer)															
2008-09	23-10	482-21.0	33-80	.413	7-25	.280	21-29	.724	9-41	50-2.2	46-1	56	54	0	27	94-4.1
Career	84-16	1002-11.9	63-177	.356	26-80	.325	50-68	.735	14-91	105-1.3	108-2	136	104	1	45	202-2.4
CAA																
Season	G-GS	Min-Avg	FG-A	Pct	3FG-A	Pct	FT-A	Pct	OR-DR	Reb-Avg	PF-FO	A	TO	Blk	St	Pts-Avg
2008-09	17-7	346-20.4	21-58	.362	5-18	.278	18-25	.720	5-30	35-2.1	35-1	36	36	0	19	65-3.8
Career	17-7	346-20.4	21-58	.362	5-18	.278	18-25	.720	5-30	35-2.1	35-1	36	36	0	19	65-3.8

[^] at Arkansas

SEAN McCURDY

JUNIOR YEAR (2007-08)

Sat out the season due to NCAA transfer rules ... Will have two years of eligibility remaining ... Provided the Tribe backcourt with top-level competition in practice, pushing W&M's young guards.

AT ARKANSAS (2004-06)

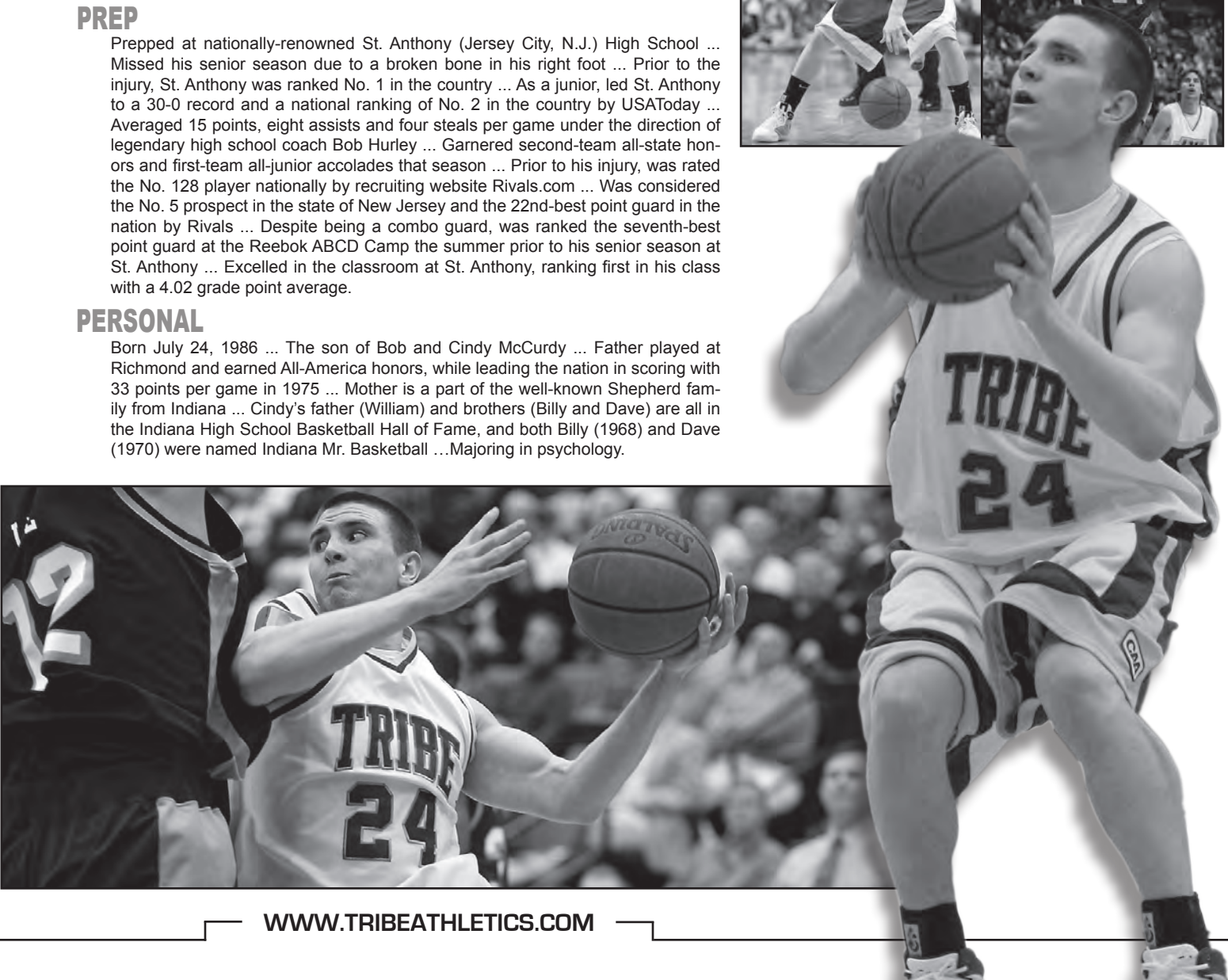

Helped the Razorbacks advance to the NCAA Tournament and produce a pair of 20-win seasons ... Saw action in both the Razorbacks' NCAA Tournament games over that stretch ... During his two seasons in Fayetteville, played in 61 games, starting six ... Averaged 1.8 points and 1.3 assists per game, while shooting 34.5 percent from 3-point range ... As a sophomore, started six games and averaged 9.3 minutes per game ... Finished with a career-high 10 points on 2-of-4 shooting from 3-point range to go along with three rebounds and three assists, while playing 25 minutes in a start against Mississippi State on Feb. 14 ... Dished out four or more assists on five occasions, including five in victories over UMKC (12/2/06) and Oakland (12/14/06) ... Led Arkansas in assists on three occasions ... As a freshman, played in 30 games, averaging 7.7 minutes per game off the bench ... Averaged 1.8 points per game and had an impressive assist-to-turnover ratio of 2.22 ... Earned the team's Glen Rose Academic Award for 2006 ... Connected on 11-of-32 (34.4 percent) from 3-point range as a freshman, while averaging 1.3 assists per contest ... Led the Razorbacks in assists on three occasions against LSU (1/11/06) with four, Alabama (2/21/06) with five and Florida (3/10/06) with four ... In his collegiate debut against Portland State (11/18/05), scored seven points to go along with six assists and four rebounds ... Played just 16 seconds in the win over Texas Tech (12/21/05), but he got a defensive rebound, dribbled to mid-court and banked in a 3-pointer at the halftime buzzer to give Arkansas a 39-36 lead ... His shot was voted second on ESPN's "Plays of the Day" for Dec. 21 ... Scored a career-high 10 points on 4-of-8 shooting, including a pair of 3-point field goals, in a victory over Texas-Pan American (12/30/05).

PREP

Prepped at nationally-renowned St. Anthony (Jersey City, N.J.) High School ... Missed his senior season due to a broken bone in his right foot ... Prior to the injury, St. Anthony was ranked No. 1 in the country ... As a junior, led St. Anthony to a 30-0 record and a national ranking of No. 2 in the country by USA Today ... Averaged 15 points, eight assists and four steals per game under the direction of legendary high school coach Bob Hurley ... Garnered second-team all-state honors and first-team all-junior accolades that season ... Prior to his injury, was rated the No. 128 player nationally by recruiting website Rivals.com ... Was considered the No. 5 prospect in the state of New Jersey and the 22nd-best point guard in the nation by Rivals ... Despite being a combo guard, was ranked the seventh-best point guard at the Reebok ABCD Camp the summer prior to his senior season at St. Anthony ... Excelled in the classroom at St. Anthony, ranking first in his class with a 4.02 grade point average.

PERSONAL

Born July 24, 1986 ... The son of Bob and Cindy McCurdy ... Father played at Richmond and earned All-America honors, while leading the nation in scoring with 33 points per game in 1975 ... Mother is a part of the well-known Shepherd family from Indiana ... Cindy's father (William) and brothers (Billy and Dave) are all in the Indiana High School Basketball Hall of Fame, and both Billy (1968) and Dave (1970) were named Indiana Mr. Basketball ... Majoring in psychology.



SENIOR • GUARD • 6-3 • 190 • PHOENIX, ARIZ. • BROPHY PREP



2

CAREER

Currently has the third-best assist-to-turnover ratio in W&M history at 1.84 (271/147) and the fourth-most minutes per game (32.8) in W&M history ... Ranks third in W&M history in career 3-pointers made (179), career 3-pointers attempted (573) and career 3-pointers made per game (2.03) ... Holds the 10th-best career assists per game total (3.08) and is 14th in total career assists with 271 ... Holds the 10th-best steals per game mark (1.33) and the 12th-highest steals total (118) in school history ... Ranks sixth in W&M career free throw percentage (.806).

JUNIOR YEAR (2008-09)

A Third-Team All-CAA selection and a First-Team CAA All-Academic Team honoree for the second straight season ... Named the Kraze Award winner for an unprecedented third time ... Ranked seventh in the CAA at 14.1 points per game, but was fifth in league games only at 14.2 per contest ... Ranked second in the CAA in both free throw percentage (.846) and 3-pointers made per game (2.52) ... Ranked 10th in the CAA in minutes played, 12th in steals per game and 15th in assists per contest ... Ranked 45th nationally in free throw percentage ... His single season 3-pointers made per game average and total 3-point field goals both rank second in W&M history ... Led W&M in scoring on 11 occasions ... Top W&M scorer with 22 points, six rebounds and a career-high tying seven assists at ODU ... Was 6-of-13 from 3-point range, including five triples in the second half ... Scored a game-high 26 points, the second-highest total of his career, in the victory at Towson ... Moved into third on the W&M career 3-pointers made list against Manhattan ... Recorded his first career double-double with 15 points and 11 rebounds against George Mason ... Knocked down five 3-pointers on six occasions this year ... Earned Liberty Thanksgiving Classic All-Tournament team honors, averag-

CAREER HIGHS

- Points**
31 vs. Navy (11/22/08)
- Field Goals**
9 vs. Navy (11/22/08)
- 3-Point Field Goals**
7 vs. Navy (11/22/08)
7 at Liberty (11/29/08)
- Free Throws**
10 at Old Dominion (1/5/08)
- Rebounds**
11 vs. George Mason (1/14/09)
- Assists**
7, 5 times, most recently vs. Old Dominion (2/25/09)
- Steals**
6 vs. Drexel (2/20/08)
- Blocked Shots**
1, 3 times, most recently vs. James Madison (1/10/09)



SCHNEIDER'S STATISTICS


CAREER																
Season	G-GS	Min-Avg	FG-A	Pct	3FG-A	Pct	FT-A	Pct	OR-DR	Reb-Avg	PF-FO	A	TO	Blk	St	Pts-Avg
2006-07	26-24	786-30.2	60-186	.323	42-141	.298	49-73	.671	22-69	91-3.5	64-0	69	48	0	24	211-8.1
2007-08	33-32	1140-34.5	95-280	.339	64-184	.348	106-124	.855	37-111	148-4.5	77-0	124	56	1	56	360-10.9
2008-09	29-28	960-33.1	129-379	.340	73-248	.294	77-91	.846	25-77	102-3.5	76-3	78	43	2	38	408-14.1
Career	88-84	2886-32.8	284-845	.336	179-573	.312	232-288	.806	84-257	341-3.9	217-3	271	147	3	118	979-11.1
CAA																
Season	G-GS	Min-Avg	FG-A	Pct	3FG-A	Pct	FT-A	Pct	OR-DR	Reb-Avg	PF-FO	A	TO	Blk	St	Pts-Avg
2006-07	17-15	521-30.6	41-126	.325	27-96	.281	30-45	.667	17-46	63-3.7	41-0	42	27	0	12	139-8.2
2007-08	18-18	627-34.8	51-143	.357	30-94	.319	57-68	.838	18-63	81-4.5	42-0	60	26	0	34	189-10.5
2008-09	17-16	554-32.6	81-226	.358	40-139	.288	40-50	.800	18-53	71-4.2	42-1	39	28	1	20	242-14.2
Career	52-49	1702-32.7	173-495	.349	97-329	.295	127-163	.779	53-162	215-4.1	125-1	141	81	1	66	570-11.0

DAVID SCHNEIDER

ing 22.5 points per game at the event, while connecting on 12 3-pointers over the two games ... Set a W&M record with 23 3-pointers attempted against Liberty and knocked down a career-high tying seven ... Tied a career-high with seven assists vs. Liberty ... Required stitches on two cuts and lost a tooth, diving out of bounds at the end of the first half to save the ball for W&M vs. Liberty, but returned to score a game-high 23 points, including the game-tying 3-pointer with 22.4 seconds remaining in regulation ... Hit on a career-best 8-of-8 from the free throw line against Radford ... Registered a season-high four steals against the Highlanders ... Erupted for a career-best 31 points on 7-of-15 from 3-point range to go along with four assists compared to zero turnovers in 48 minutes against Navy ... His 15 3-pointers attempted were a Kaplan Arena record.

SOPHOMORE YEAR (2007-08)

Named CAA Men's Basketball Scholar Athlete of the Year ... Garnered CAA All-Academic First-Team honors ... Garnered CAA All-Championship honors after averaging 11 points and 4.5 assists per game, while shooting 44.4 percent from 3-point range during the Tribe's CAA Tournament run ... Had an impressive assist-to-turnover ratio of 9.0, while playing 146 minutes during the four-game CAA Tourney... Scored 20 points on 6-of-8 from 3-point range, including the game-winner on a 25-foot trey with 1.5 seconds remaining in the College's 58-57 win over Georgia State in the opening round of the CAA Tournament ... Tallied a career-high tying seven assists in the CAA Quarterfinals against Old Dominion ... Ranked second on the team in scoring at 10.9 points per game and had 18 double-digit scoring performances ... Ranked second in the CAA and 38th nationally in assist to turnover ratio at 2.21 ... The assist-to-turnover ratio ranked fourth in W&M history ... Ranked second in the CAA and 39th nationally in free throw percentage at 85.5 percent ... The free throw percentage also ranked seventh in W&M school history ... Set the W&M school record for minutes played in a season with 1140 ... His team-leading steals total of 56 was the fifth most in school history and second highest total since 1986 ... Averaged 1.7 steals per game, which ranked 13th in program history ... Tallied a squad-best 124 assists, which was the fourth most in the program's annals ... Connected on 64 3-point field goals, which was the fifth-best single season total in W&M history ... Ranked among the CAA leaders in seven statistical categories ... In 18 games, only turned the ball over one or zero times playing as the team's primary point guard ... Finished with a career-high six steals against Drexel (2/20/08), which ranks as the fourth-best single game total in school history ... Scored a career-high 24 points, including 22 in the second half as W&M won at Old Dominion (1/5/08) for the first time since 1998 ... Ranked second on the team in charges taken with 15 ... Won the W&M Kraze Award recipient honoring the spirit and courage of former W&M captain John Kratzer for the second straight season.



FRESHMAN YEAR (2006-07)

Voted to the CAA All-Rookie Team ... Named the CAA Rookie of the Week on Nov. 13 and Jan. 8 ... Turned in an impressive performance in his collegiate debut with team-high efforts in points (18), rebounds (9), assists (7), steals (4) and minutes (38) at Kansas State (11/11) ... Equalled his career high of 18 points in the CAA opener against Towson (12/5) ... Dished out five or more assists on five occasions ... Scored in double figures on nine occasions ... Had the fewest turnovers of any CAA point guard during his rookie campaign, only turning it over 48 times ... Ranked among the CAA leaders with an assist-to-turnover ratio of 1.44 ... Tallied 13 points on four 3-point field goals and a team-high eight rebounds in the Tribe's win over Northeastern ... Received the Tribe's Assist Award, dishing out a team-high 69 assists ... W&M Kraze Award recipient honoring the spirit and courage of former W&M captain John Kratzer ... Led the College in charges taken with nine ... W&M's top assist man on 12 occasions ... Pulled down team-high rebounding honors five times ... Ranked second on the team in minutes played per game (30.2) and 3-point field goals made (42).

PREP

Earned honorable mention 5A All-State honors at Brophy College Prep ... Garnered first-team all-region accolades in 2005 and 2006 ... As a senior, averaged 18 points, six rebounds, six assists and two steals ... Lettered three years as a point and shooting guard for coach Mark Granger ... Played AAU for High Five America and Schneiderallstars.com ... Also lettered in volleyball ... Honored with the Ethics Award and the St. Ignatius of Loyola Award.

PERSONAL

Born May 18, 1987 in Toledo, Ohio ... The son of Jeff Schneider and Gloria Collier ... Father, Jeff, played basketball at Virginia Tech (1978-82) and was drafted by the Houston Rockets in the fifth round of the 1982 NBA Draft ... Enjoys playing the guitar and swimming ... Majoring in business marketing.



DANNY SUMNER

SENIOR • GUARD/FORWARD • 6-7 • 225 • FAIRFAX, VA. • PAUL VI

DANNY SUMNER



22

JUNIOR YEAR (2008-09)

Voted the team's most valuable player ... Ranked 12th in the CAA in scoring (13.4), 14th in field goal percentage, 13th in 3-point field goal percentage and 13th in 3-point field goals made per game ... Led W&M in scoring on 15 occasions ... Topped the Tribe with 19 points and six rebounds in the CAA Tournament against James Madison ... Scored a game-high 13 points and hit the game-winning 3-pointer from the left wing with 29.5 seconds remaining in the College's 48-47 win over Drexel in the regular season finale ... Notched his second career double-double with 19 points on 8-of-12 shooting and 10 rebounds off the bench in only 24 minutes against UNCW ... Scored a game-high 19 points, including a 4-of-9 effort from 3-point range against Towson ... Tied a career-high with two blocked shots vs. Towson ... Tallied a career-best 9-of-11 from the free throw line in leading the Tribe in scoring with 14 points and five rebounds at Northeastern ... Scored 20-plus points in five straight games from Nov. 19-Nov. 29, becoming the first Tribe player in nearly 40 years to accomplish the feat ... Knocked down a career-high tying four 3-pointers, scoring 18 points, all in the second half, at Loyola (Chicago) ... Dished out three assists against the Ramblers for the second straight game ... Named to the Liberty Thanksgiving Classic All-Tournament team, averaging 21.5 points per game at the event ... Tallied a game-high 21 to go along with six rebounds against Radford ... Named CAA Player of the Week after averaging

CAREER HIGHS

- Points**
30 vs. Navy (11/22/08)
- Field Goals**
11 vs. Navy (11/22/08)
- 3-Point Field Goals**
4, four times, most recently vs. Towson (1/28/09)
- Free Throws**
9 at Northeastern (1/3/09)
- Rebounds**
11 vs. Navy (11/22/08)
- Assists**
3, 8 times, most recently at Old Dominion (2/25/09)
- Steals**
2, six time, most recently vs. Mason (1/14/09)
- Blocked Shots**
2, three times, most recently vs. Towson (1/28/09)




SUMNER'S STATISTICS

CAREER																
Season	G-GS	Min-Avg	FG-A	Pct	3FG-A	Pct	FT-A	Pct	OR-DR	Reb-Avg	PF-FO	A	TO	Blk	St	Pts-Avg
2006-07	21-1	154-7.3	20-54	.370	3-17	.176	4-17	.235	12-7	19-0.9	4-0	6	14	3	6	47-2.2
2007-08	33-22	832-25.2	132-262	.504	30-78	.385	54-85	.635	47-74	121-3.7	46-0	28	53	15	21	348-10.5
2008-09	30-24	927-30.9	149-373	.399	54-167	.323	50-93	.538	35-96	131-4.4	53-0	37	59	14	15	402-13.4
Career	84-47	1913-22.8	301-689	.437	87-262	.332	108-195	.554	94-177	271-3.2	103-0	71	126	32	42	797-9.5
CAA																
Season	G-GS	Min-Avg	FG-A	Pct	3FG-A	Pct	FT-A	Pct	OR-DR	Reb-Avg	PF-FO	A	TO	Blk	St	Pts-Avg
2006-07	12-0	67-5.6	9-19	.474	1-5	.200	4-10	.400	4-5	9-0.8	3-0	4	9	1	3	23-1.9
2007-08	18-15	482-26.8	69-142	.486	13-37	.351	26-41	.634	20-46	66-3.7	32-0	18	28	10	12	177-9.8
2008-09	18-13	510-28.3	70-201	.348	26-93	.280	26-43	.605	15-50	65-3.6	30-0	25	33	9	6	192-10.7
Career	48-28	1059-22.1	148-362	.409	40-135	.296	56-94	.596	39-101	140-2.9	65-0	47	70	20	21	392-8.2

27 points and eight rebounds against Norfolk State and Navy ... Was outstanding vs. Navy with 30 points on 11-of-22 shooting and 4-of-9 from 3-point range ... Became the first Tribe player with 30 or more points and 10 or more rebounds in a game since All-American Jeff Cohen in 1961 ... Tallied W&M's first double-double in three seasons adding 11 rebounds against Navy ... Knocked down the game-tying 3-pointer to send the game to OT from the left side with 5.9 seconds remaining ... Turned in an sensational performance in the season-opening win against Norfolk State with a career-high 24 points on 9-of-13 shooting from the floor and 3-of-5 from 3-point range ... Marked the first 20-point game of his Tribe career as he also pulled down five rebounds for the third straight game ... Topped the College with 12 points and five rebounds at Ohio ... Scored a W&M best 15 points on 6-of-13 shooting at Penn State ... Knocked down 3-of-6 from 3-point range against the Nittany Lions.

SOPHOMORE YEAR (2007-08)

Had a breakout season in 2007-08, averaging 10.5 points per game, which ranked third on the team ... Enjoyed his coming out party during the CAA Tourney, averaging 15.5 points and five rebounds per game, while shooting 50 percent from the floor and 47.1 percent from 3-point range as his way to earning CAA All-Championship Team honors ... Poured in a career-high 19 points in the College's semifinal win over regular season champion and No. 1 seed VCU, while also adding seven rebounds ... Knocked down three 3-pointers in both the quarterfinals and semifinals of the league tournament ... Tallied 17 points in the opening round win over GSU, before topping the College with 16 in the quarterfinals against Old Dominion ... His pair of 3-pointers in the final minutes of the CAA Championship Game against George Mason allowed the Tribe to break the CAA record for 3-pointers made in a season ... Scored 18 points on 8-of-15 shooting from the floor to go along with a career-best nine rebounds against Loyola-Chicago (2/23) ... Ranked seventh in the CAA in field goal percentage at 50.4 percent ... Averaged 12.1 points per game as a starter, while leading the Tribe to an impressive 14-8 record ... Over the last 28 games of the season, led W&M in scoring at 11.4 points per game ... Led the Tribe in scoring on eight occasions and had a team-high 21 double-digit scoring performances ... Topped the Tribe in blocked shots (15), 3-point plays (9) and dunks (21) ... Knocked down a clutch free throw after missing the first of two in the closing seconds at JMU (1/30) to extend the Tribe lead to three points ... Scored a team-high 18 points on a career-best 4-of-5 from 3-point range at Wagner (11/20).



FRESHMAN YEAR (2006-07)

Played in 21 games, including his first career start against Cornell on Dec. 2 ... Averaged 2.2 points and 0.9 rebounds per game ... In just his second collegiate game notched 12 points on 5-of-10 shooting and three rebounds against Wagner (11/20) ... In 13 minutes of action at VCU (1/29), scored seven points on 3-of-4 shooting, leading the Tribe bench in scoring, to go along with two rebounds and two steals ... Had a nifty up-and-under reverse lay-up against the Rams ... Scored five points and dished out a career-high three assists at Drexel (2/21) ... Pulled down a career-high four rebounds at Holy Cross (11/25) ... In W&M's BracketBuster game at Fairfield (2/17), came off the bench, scoring four points and blocking a shot.

PREP

Named to the Washington Post First-Team All-Metro squad as a senior ... Honored with the Ron Johnson Award as the Five Star Most Promising Guard Prospect ... A First-Team D.C. Examiner and WCAC All-Conference selection ... Named the Virginia Independent Schools Division I State Player of the Year in 2006 ... Averaged 19.3 points, 8.6 rebounds, 2.0 assists and 2.0 blocks per game as a senior at Paul VI Catholic ... Finished with averages of 14 points and 10 rebounds in 2005 ... Led team to the Virginia Independent Schools Division I State final in 2004 and 2005, while advancing to the semifinals in 2006 ... A honorable mention Washington Post All-Metro pick as a junior ... Played AAU with the Prince William Pacers, Richmond Squires and Metro Players ... Also participated in peer mentoring in high school.

PERSONAL

Born Dec. 6, 1987 in Elizabethtown, Ky. ... The son of Danny and Kents Sumner ... Enjoys spending time with family, watching movies and traveling ... First W&M player from Paul VI since David Cully, who graduated from W&M in 1996 as the College's all-time blocked shots leader (248) ... Majoring in history and education with a minor in kinesiology.



MARCUS KITTS

JUNIOR • FORWARD • 6-9 • 230 • HOLLY SPRINGS, N.C. • MIDDLE CREEK

MARCUS KITTS





45

SOPHOMORE YEAR (2008-09)

Started eight games and averaged six points and 3.9 rebounds per game, while shooting 73.3 percent from the floor as a starter ... Appeared in 29 games and shot 56.5 percent from the floor, while averaging nearly four points and three rebounds per game ... Was a perfect 4-of-4 for eight points at Old Dominion ... Scored eight points on 4-of-5 from the floor to go along with four rebounds against UNCW ... Dished out a career-high four assists, while pulling down a season-high six rebounds in just 14 minutes against Northeastern ... Garnered his first collegiate start on his 20th birthday against Georgia State ... Topped the Tribe, scoring nine points on 4-of-4 from the field to go along with five rebounds ... Led the Tribe bench in rebounding on six occasions ... Scored four points on a pair of dunks to go along with a block and a steal at UNCW ... Registered a career-high three steals at Loyola (Chicago), while also scoring six points and pulling down four rebounds off the bench ... Enjoyed an exceptional two-game showing at the Liberty Thanksgiving Classic ... Scored a career-high 11 points and pulled down four rebounds to go along with three assists against South Carolina

CAREER HIGHS

- Points**
11 vs. South Carolina St. (11/28/08)
- Field Goals**
4, eight times, most recently at Old Dominion (2/25/09)
- 3-Point Field Goals**
None
- Free Throws**
3 vs. South Carolina St. (11/28/08)
- Rebounds**
7 vs. Montreat (12/22/07)
- Assists**
4 vs. Northeastern (2/4/09)
- Steals**
3 at Loyola (Ill.) (12/2/08)
- Blocked Shots**
2 at UNCW (2/13/08)



KITTS' STATISTICS

CAREER																
Season	G-GS	Min-Avg	FG-A	Pct	3FG-A	Pct	FT-A	Pct	OR-DR	Reb-Avg	PF-FO	A	TO	Blk	St	Pts-Avg
2007-08	16-0	147-9.2	17-29	.586	0-0	.000	5-13	.385	18-18	36-2.3	9-0	7	9	6	0	39-2.4
2008-09	29-8	343-11.8	48-85	.565	0-0	.000	13-45	.289	37-43	80-2.8	45-1	22	26	11	13	109-3.8
Career	45-8	490-10.9	65-114	.570	0-0	.000	18-58	.310	55-61	116-2.6	54-1	29	35	17	13	148-3.3
CAA																
Season	G-GS	Min-Avg	FG-A	Pct	3FG-A	Pct	FT-A	Pct	OR-DR	Reb-Avg	PF-FO	A	TO	Blk	St	Pts-Avg
2007-08	7-0	63-9.0	10-15	.667	0-0	.000	2-4	.500	9-6	15-2.1	4-0	5	1	3	0	22-3.1
2008-09	17-7	177-10.4	28-39	.718	0-0	.000	5-19	.263	18-22	39-2.3	25-0	12	12	7	8	61-3.6
Career	24-7	240-10.0	38-54	.704	0-0	.000	7-23	.304	27-28	54-2.3	29-0	17	13	10	8	83-3.5

State ... Chipped in eight points and gathered six rebounds in a career-high 23 minutes vs. Liberty ... Pulled down four rebounds in each of the first two games of the season at Penn State and Ohio ... Scored five points, including a fast-break dunk, at Ohio.

FRESHMAN YEAR (2007-08)

Appeared in 16 games, averaging nearly 10 minutes per contest to go along with 2.4 points and 2.3 rebounds per game ... Spent most of the season learning the Tribe system, but came on late in the year to appear in 10 of the College's final 12 games ... Had a valuable 3-point play in the Tribe's CAA opening-round win over Georgia State ... Came off the bench and posted a team-high six rebounds, including four offensive boards against VCU (3/1/08) ... Finished with four points against Drexel (2/20) and his lay-up gave W&M the lead for good in the second half ... Ranked second on the Tribe squad in points (8) and rebounds (5) at Towson (2/16) ... Played a career-best 21 minutes and turned in a solid all-around performance with six points on 3-of-4 shooting to go along with two rebounds, two blocks and two assists at UNCW (2/13) ... Came off the bench and scored on a post-move lay-up on his first touch at Northeastern (2/9), also pulled down an offensive rebound against the Huskies ... Pulled down a team-high seven rebounds and tallied eight points in 17 minutes off the bench against Montreat (12/22) ... Scored his first collegiate points at North Florida (12/7/07), finishing with six while also pulling down three rebounds in 16 minutes of action ... Saw the first action of his W&M career, coming off the bench to play five minutes at N.C. State (11/15) ... Represented the United States playing for Athletes in Action at the 2008 William Jones Cup in Taipei, Taiwan ... Helped AIA to the silver medal at the event, averaging 5.9 points and 3.6 rebounds per game, while shooting 56.8 percent from the floor ... Turned in a trio of double-digit performances during the preliminary rounds, including his best effort of 17 points and eight rebounds against the Korean University Select Team.

PREP

During his senior campaign, led Middle Creek to its first Tri-Eight Conference championship and the school's first-ever 4-A state playoff appearance and victory ... A three-time all-conference player ... Selected as a North Carolina All-Star for the 10th Annual Carolinas All-State Classic and led his team in rebounding with 10 ... A McDonald's All-American nominee ... As a senior, scored 17 points and pulled down 11 rebounds to help Middle Creek to a 59-46 victory over Apex in the Tri-Eight Conference tournament ... Scored a season-high 29 points against Panther Creek on Jan. 9 ... Averaged 19 points and 12 rebounds as a junior... Scored 419 points in 2005-06, including a season-high 36 against Lee County ... Averaged 13.5 points, 7.0 rebounds and 2.2 blocks per game ... Earned MVP honors at the 2006 North Carolina State Games Tournament ... Played AAU basketball for the Carolina Celtics and Garner Road in Raleigh ... National Honor Society President as a senior... Has a passion for leadership and studied under John Maxwell, a Christian author and leadership speaker.

PERSONAL

The son of Jon and Sally Kitts ... Born Jan. 31, 1989 in Lansing, Mich. ... Father played college football at Central Michigan from 1978-81 ... Enjoys music and playing the drums ... Majoring in fiance.



MATT McFADDEN

JUNIOR • GUARD • 6-2 • 185 • MEDFORD, N.J. • SHAWNEE

Matt McFadden
#12

12

SOPHOMORE YEAR (2008-09)

Returned to the Tribe after sitting out the last two seasons ... A key reserve for the College at the guard position, appearing in 27 games, while averaging 13 minutes per contest ... Scored six or more points off the bench in seven games ... Equaled his career high with eight points on 3-of-5 from the floor and 2-of-3 from 3-point range against Georgia State ... Tallied six points on 2-of-3 from the floor and 1-of-2 from 3-point range in 22 minutes against Towson ... Scored seven points off the bench at Delaware ... Led the Tribe in assists for the third time in 2008-09 with three at UNCW ... Connected on 3-of-4 from the field, including a 3-pointer in wins over Harvard and Haverford ... Dished out a team-best four assists compared to one turnover in 21 minutes off the bench against South Carolina State ... Topped the Tribe with five assists against Navy ... Had an assist-to-turnover ratio of 5-to-1 in 33 minutes against the Midshipmen to go along with a steal and a blocked shot ... Two of his assists against the Midshipmen came on each of the College's last second game-tying 3-pointers at

CAREER HIGHS

Points
8 vs. Georgia State (1/31/09)
8 vs. Norfolk State (11/19/08)

Field Goals
3, five times, most recently vs. Georgia State(1/31/09)

3-Point Field Goals
2 vs. Georgia State (1/31/09)
2 vs. Norfolk State (11/19/08)



Free Throws
1 vs. Towson (1/28/09)
1 vs. Radford (11/25/08)

Rebounds
3 vs. Norfolk State (11/19/08)

Assists
5 vs. Navy (11/22/08)

Steals
1, 10 times, most recently vs. Manhattan (2/21/09)

Blocked Shots
1 vs. Navy (11/22/08)
1 vs. Norfolk State (11/19/08)



McFADDEN'S STATISTICS

CAREER																	
Season	G-GS	Min-Avg	FG-A	Pct	3FG-A	Pct	FT-A	Pct	OR-DR	Reb-Avg	PF-FO	A	TO	Blk	St	Pts-Avg	
2008-09	27-0	352-13.0	31-77	.403	10-39	.256	2-11	.182	6-22	28-1.0	16-0	22	30	2	10	74-2.7	
Career	27-0	352-13.0	31-77	.403	10-39	.256	2-11	.182	6-22	28-1.0	16-0	22	30	2	10	74-2.7	
CAA																	
Season	G-GS	Min-Avg	FG-A	Pct	3FG-A	Pct	FT-A	Pct	OR-DR	Reb-Avg	PF-FO	A	TO	Blk	St	Pts-Avg	
2008-09	15-0	151-10.1	13-34	.382	5-19	.263	1-8	.125	2-9	11-0.7	6-0	8	10	0	4	32-2.1	
TOTAL	15-0	151-10.1	13-34	.382	5-19	.263	1-8	.125	2-9	11-0.7	6-0	8	10	0	4	32-2.1	

MATT McFADDEN

the end of regulation and in the second OT period ... One of three Tribe players with eight points against Norfolk State ... Drilled a pair of 3-pointers against the Spartans and added three rebounds and his first career blocked shot ... Was the first player off the W&M bench at Penn State and has averaged 13.5 minutes per game off the bench ... Scored six first-half points, including W&M's first four of the game to get the Green and Gold started against Ohio ... Tallied his first collegiate steals in W&M's game at Penn State.

REDSHIRT FRESHMAN YEAR (2007-08)

Did not compete.

FRESHMAN YEAR (2006-07)

Redshirted ... Appeared in the Tribe's exhibition win against eventual NCAA Division II National Champion Barton College ... Finished with three points and a rebound in 13 minutes against the Bulldogs.

PREP

A four-year letterwinner as a shooting and point guard at Shawnee ... A three-time team captain ... Earned All-Olympic Conference honors as a junior and senior ... A second-team All-Group 4 selection ... Averaged 15.1 points, 4.4 assists and 2.3 rebounds as a senior after averaging 13 points, five assists, four rebounds and 2.5 steals per game as a junior ... Led Shawnee to the South Jersey Group 4 Championship and to the semifinals of the state tournament ... Team finished his junior season with a 25-2 overall record ... Played AAU with Troy Murphy's Jersey Shore Warriors.

PERSONAL

Born Oct. 28, 1987 in Mt. Laurel, N.J. ... The son of John and Debbie McFadden ... Father, John, played four years of basketball at Rutgers ... Majoring in psychology.



KENDRIX BROWN

SOPHOMORE • GUARD • 6-3 • 205 • NORFOLK, VA. • NORVIEW

KB #1



1

FRESHMAN YEAR (2008-09)

Started each of the Tribe's last 14 games ... Led W&M in assists over the last 14 games at 2.7 per contest ... Pulled down five rebounds while dishing out two assists compared to zero turnovers with a career-best two blocked shots in the CAA Tournament against JMU ... Hauled in a career-best 10 rebounds, while dishing out four assists compared to zero turnovers in a victory at Towson ... Scored eight points, all in the first half, to help the Tribe to a halftime lead over UNCW ... Knocked down both his 3-point attempts at VCU, finishing with seven points and a team-best two steals ... Had three assists against both Delaware and Hofstra, before tallying four at Drexel ... Pulled down a then career-best nine rebounds at Delaware ... Equaled a career high with five assists against the Blue Hens ... Finished with seven points, including a 3-point field goal, against Mason ... Scored a career-high 10 points with six rebounds against James Madison ... Led the Tribe with two steals against the Dukes ... Turned in a solid all-around game at UNCW, finishing with seven points, including a perfect 4-of-4 from the free throw line, while also providing the College with a good defensive

CAREER HIGHS

- Points**
10 vs. James Madison (1/10/09)
- Field Goals**
4 vs. James Madison (1/10/09)
- 3-Point Field Goals**
2 at VCU (2/7/09)
- Free Throws**
4 at UNCW (1/7/09)
- Rebounds**
10 at Towson (2/18/09)
- Assists**
5, three times, most recently vs. Towson (1/28/09)
- Steals**
2, five times, most recently at VCU (2/7/09)
- Blocked Shots**
1, seven times, most recently vs. Drexel (2/28/09)



BROWN'S STATISTICS

CAREER																
Season	G-GS	Min-Avg	FG-A	Pct	3FG-A	Pct	FT-A	Pct	OR-DR	Reb-Avg	PF-FO	A	TO	Blk	St	Pts-Avg
2008-09	29-22	652-22.5	36-94	.383	12-32	.375	22-37	.595	24-76	100-3.4	62-0	63	44	9	23	106-3.7
Career	29-22	652-22.5	36-94	.383	12-32	.375	22-37	.595	24-76	100-3.4	62-0	63	44	9	23	106-3.7
CAA																
Season	G-GS	Min-Avg	FG-A	Pct	3FG-A	Pct	FT-A	Pct	OR-DR	Reb-Avg	PF-FO	A	TO	Blk	St	Pts-Avg
2008-09	18-13	405-22.5	24-58	.414	9-21	.429	15-19	.789	14-40	54-3.0	40-0	38	26	4	15	72-4.0
Career	18-13	405-22.5	24-58	.414	9-21	.429	15-19	.789	14-40	54-3.0	40-0	38	26	4	15	72-4.0

KENDRIX BROWN


effort ... Drew the defensive assignment of All-Ivy League guard Jeremy Lin in W&M's win over Harvard and held him to just nine points on 3-of-12 from the floor and 1-of-4 from 3-point range after Lin entered the game averaging 18.6 points per game and shooting averages of 51.9 percent from the floor and 48.8 percent from 3-point range ... Missed the College's game against Haverford with illness ... Led W&M in rebounding with six all on the defensive glass at Loyola (Chicago) ... Dished out a team-high four assists compared to just one turnover to go along with five rebounds against South Carolina State ... Played 30 minutes and turned in an impressive all-around stat line against the Spartans with eight points, four rebounds, three assists and two steals ... Dished out a team-high five assists and pulled down six rebounds with his first collegiate blocked shot against Navy ... Limited NSU's leading scorer Corey Lyons to just seven points on 2-of-11 from the floor and 1-of-7 from 3-point range on the defensive end ... Led W&M with five assists compared to zero turnovers in 18 minutes of action at Ohio.

PREP

Ranked the No. 77 point guard in the class of 2008 according to ESPN.com ... A quick, athletic guard, who has good size for the point guard position and excellent floor vision ... A Second-Team Group AAA All-State choice as a senior ... Named the Eastern District Player of the Year as a senior ... A First-Team All-Tidewater and All-Eastern Region choice ... Led Eastern District in scoring with an average of 17.5 points per game ... Averaged 7.1 assists, 6.1 rebounds and 3.5 steals a game in 2008 ... Had five triple-doubles as a senior ... Two-time first-team All-Eastern District selection ... Named the MVP after scoring 17 points in the Third Annual Battle of the Bay All-Star Game ... Scored 11 points in the Hampton Roads Senior Basketball Classic for the Southside ... Averaged 15 points, seven assists, five rebounds and two steals per game in 2007 ... Named the District Newcomer of the Year in 2004-05 and earned honorable mention all-district honors ... As a sophomore, was a second-team all-district choice ... Played on the highly regarded Boo Williams AAU Travel Team alongside a number of Division I basketball recruits on the squad ... Took part in the Rbk Proving Ground Regional Combine ... Member of the National Honor Society, French National Honor Society and Who's Who of High School Students.

PERSONAL

Son of Kevin and Shirley Brown ... Born on April 29, 1990 in Dothan, Alabama ... Intends to major in computer science at W&M.



SOPHOMORE • FORWARD • 6-6 • 212 • MASON, OHIO • ARCHBISHOP MOELLER

QUINN McDOWELL

20

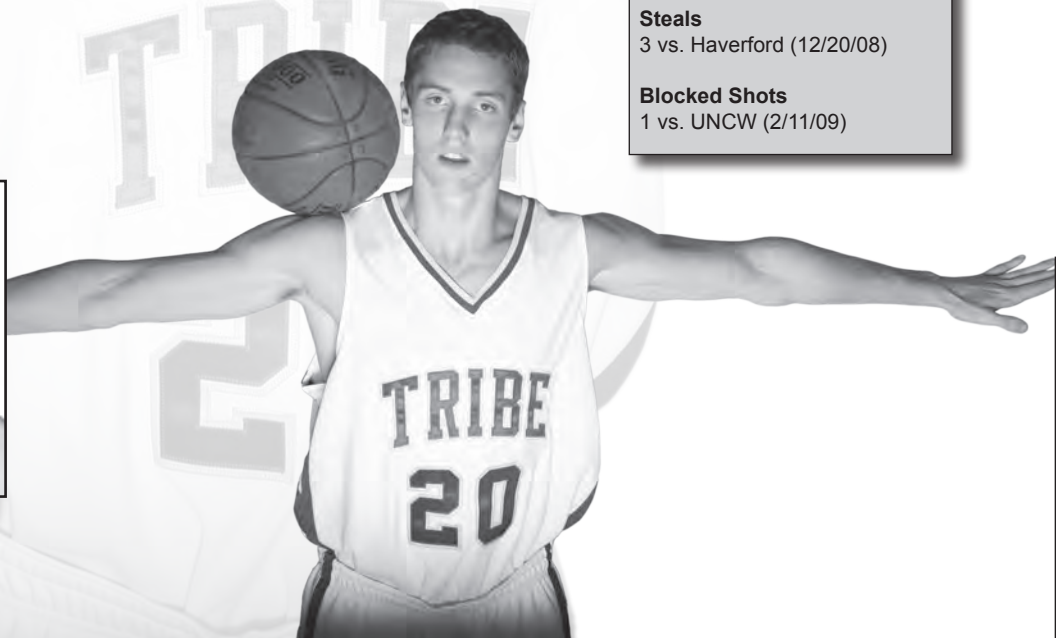



FRESHMAN YEAR (2008-09)

A CAA All-Rookie Team selection ... Named CAA Rookie of the Week on Jan. 5, Feb. 9 and March 2 ... Started each of the Tribe's last 14 games and ranked second on the team with 10.6 points per game to go along with a team-high 4.7 boards per contest ... Connected on 21-of-44 from 3-point range (.477) over the last 15 games ... Ranked second among CAA rookies in field goal percentage and 3-point percentage, while ranking third in points per game and free throw shooting ... His 50 percent shooting from the floor ranked fourth on the W&M freshman list, while his 3-point percentage (.382) ranked second in his free throw percentage ranked fifth (.797) ... Scored 14 of his 16 points in the second half in the College's win at Towson ... Tallied a career-high 20 points on 7-of-12 shooting, including a trio of 3-pointers at James Madison ... Scored a game-high 19 points on 6-of-10 shooting, including a perfect 6-of-6 from the free throw line, in the Tribe's upset win over Northeastern ... Led W&M in rebounding a team-high six times, including nine against Georgia State ... Bettered his career-high with 16 points on 6-of-7 from the floor and a perfect 3-of-3 from 3-point range against Towson ... Earned the start at Delaware and narrowly missed his second career double-double with 15 points and nine rebounds ... Knocked down a pair of 3-pointers against the Blue Hens ... Led the Tribe bench in scoring and rebounding on 10 occasions ... Tallied six double-digit scoring performances off the bench ... Poured in 12 points on 6-of-7 shooting from the floor at UNCW ... Tallied his first career double-double with 13 points and 10 rebounds, both career highs, in the College's win

CAREER HIGHS

- Points**
20 at James Madison (2/14/09)
- Field Goals**
7 at James Madison (2/14/09)
- 3-Point Field Goals**
3 at James Madison (2/14/09)
3 vs. Towson (1/28/09)
- Free Throws**
6 vs. Northeastern (2/4/09)
6 vs. James Madison (1/10/09)
- Rebounds**
10 vs. Harvard (12/31/08)
- Assists**
4 at James Madison (2/14/09)
4 at Liberty (11/29/08)
- Steals**
3 vs. Haverford (12/20/08)
- Blocked Shots**
1 vs. UNCW (2/11/09)



McDOWELL'S STATISTICS

CAREER																
Season	G-GS	Min-Avg	FG-A	Pct	3FG-A	Pct	FT-A	Pct	OR-DR	Reb-Avg	PF-FO	A	TO	Blk	St	Pts-Avg
2008-09	30-15	855-28.5	99-198	.500	26-68	.382	55-69	.797	40-93	133-4.4	40-0	31	40	1	21	279-9.3
Career	30-15	855-28.5	99-198	.500	26-68	.382	55-69	.797	40-93	133-4.4	40-0	31	40	1	21	279-9.3
CAA																
Season	G-GS	Min-Avg	FG-A	Pct	3FG-A	Pct	FT-A	Pct	OR-DR	Reb-Avg	PF-FO	A	TO	Blk	St	Pts-Avg
2008-09	18-13	557-30.9	66-127	.520	21-44	.477	34-44	.773	19-60	79-4.4	26-0	19	27	1	13	187-10.4
Career	18-13	557-30.9	66-127	.520	21-44	.477	34-44	.773	19-60	79-4.4	26-0	19	27	1	13	187-10.4


over Harvard ... Became the first W&M freshman since Corey Cofield in 2004 to register a double-double ... Led the Tribe with eight rebounds against Haverford to go along with a career-best three steals, while adding nine points, including a 5-of-7 effort from the free throw line ... Earned his first collegiate start vs. VCU ... Turned in a hard-nosed effort against Liberty with 11 points and a career-high seven rebounds to go along with four assists ... Pulled W&M even in the first OT period with a minute remaining on a 3-pointer from the right side vs. the Flames ... Scored 13 points on 6-of-9 shooting and added five rebounds in a career-best 30 minutes against Navy ... Knocked down a 3-pointer from the right side with 2.2 seconds remaining to send the Navy game to a third overtime ... Pulled down four rebounds as a reserve at Ohio to go along with his first career double-digit scoring performance of 11 points.

PREP

Earned honorable mention all-state honors as a senior despite missing 10 games with an injury ... Averaged 13.4 points, 5.3 rebounds and 1.4 assists per game as a senior in 13 games ... Guided team to the championship game of the 8th Annual Bojangles' High School Basketball Shootout benefiting Athletes United for Youth, one of the most recognized high school tournaments in the country ... Named to the National all-tournament team at the event, averaging 14.7 points and 5.7 rebounds, while Moeller upset nationally-ranked Lincoln of Brooklyn ... A three-time All-Southwest district honoree ... A three-time First-Team All-Greater Catholic League and all-city choice ... As a junior, led Moeller to a 25-2 record and the Division I OHSAA Boys State Championship in front of a crowd of over 14,000 ... Moeller was ranked No. 12 nationally to end the 2007 season according to Max-Preps.com ... Averaged a team-best 15.1 points per game, while chipping in 4.6 rebounds and 2.0 assists per contest as a junior ... In the state semifinal against Lake St. Edward High School, finished with 19 points on 6-of-11 shooting from the field to go along with a pair of assists and two steals, while being matched up with Michigan State freshman and top-15 recruit Delvon Roe ... Earned First-Team Final Four All-Tournament team honors ... As a sophomore, averaged 10.5 points, 2.0 rebounds and 1.8 assists per game ... Played for Carl Kramer at Archbishop Moeller in Cincinnati, Ohio ... Played AAU for Shining Star Sports and helped program capture eight AAU State Championships and four top-10 AAU National finishes ... A four-year starter in high school in soccer as well as a team captain as a senior ... A three-time All-Greater Catholic League choice on the soccer pitch ... A House Captain for Zehler House, a member of the National and Spanish Honor Societies and was involved in the Big Brothers, Restock Intercity and Athletic Impact programs ... Took part in a Hurricane Katrina Relief Missions Trip and the Mexico Back-to-Back Ministry Trip ... Had the unique chance to climb Mount Kilimanjaro in Africa.

PERSONAL

Son of Dave and Jenn McDowell ... Father, Dave, graduated from W&M in 1985 after competing on the football field for current Tribe head coach Jimmye Laycock from 1982-84.



SOPHOMORE • FORWARD • 6-8 • 230 • SAN ANTONIO, TEXAS • REAGAN

33

REDSHIRT FRESHMAN YEAR (2008-09)

Sat out the season due to NCAA transfer rules.

AT UT-SAN ANTONIO (2007-08)

Averaged 6.2 points and 2.1 rebounds per game in lone season at UT-San Antonio ... Played in 29 games and started five contests ... Shot a remarkable 41.2 percent (42-of-102) from 3-point range, while connecting on 42 triples ... Led UTSA in 3-point field goal percentage, while ranking second in threes made ... Connected on 45.2 percent (47-of-126) from the floor and 80.6 percent (25-of-31) from the charity stripe ... Averaged 9.1 points per game in Southland Conference contests and shot 42 percentage (34-of-81) from 3-point range ... Finished the year with eight double-digit scoring performances ... Hit for a career-high 23 points on a perfect 6-of-6 from 3-point range in a victory over Central Arkansas (1/17/08) ... Over the last 16 games of the year, he averaged 9.2 points per game ... Had a career-best six rebounds to go along with 17 points at Texas A&M – Corpus Christi (2/2/08).

PREP


Garnered first-team all-state, all-region, all-city and all-district honors as a senior at Reagan High School in San Antonio's Northeast I.S.D. ... Named District 26-5A co-MVP along with Notre Dame recruit Carleton Scott of Madison ... Averaged 19.0 points and 9.3 rebounds per game for head coach Jimmy Littleton ... Shot 47 percent from behind the 3-point line and 87 percent from the free throw line ... Helped Reagan to a 24-11 overall record, a runner-up finish in the highly-competitive District 26-5A and the area round of the playoffs in 2006-07 ... Ranked as the No. 44 senior prospect in the state by Mike Kundstadt's TexasHoops.com ... Participated in the 42nd Annual Faith 7 Bowl Oklahoma vs. Texas All-Star Game on June 9, 2007, in Norman, Okla., scoring five points and pulling down four rebounds ... Graduated with a 3.5 grade point average.

PERSONAL

Full name is JohnMark Nathaniel Ludwick ... Born Dec. 30, 1988, in Portland, Ore. ... Son of Mark and Brenda Ludwick ... Has one sister, Janna, and two brothers, Jordan and Jason ... Ludwick's family relocated to San Antonio from Vancouver, Wash., in 2006 ... Majoring in economics.

CAREER HIGHS

- Points**
23 vs. Central Arkansas (1/17/08)
- Field Goals**
6 vs. Central Arkansas (1/17/08)
- 3-Point Field Goals**
6 vs. Central Arkansas (1/17/08)
- Free Throws**
5 vs. Central Arkansas (1/17/08)
- Rebounds**
6 at Texas A&M-CC (2/2/08)
- Assists**
3 vs. UMKC (11/29/07)
- Steals**
2, three time, most recently vs. UT-Arlington (2/20/08)
- Blocked Shots**
1, six times, most recently at Sam Houston State (3/5/08)



LUDWICK'S STATISTICS

CAREER	Season	G-GS	Min-Avg	FG-A	Pct	3FG-A	Pct	FT-A	Pct	OR-DR	Reb-Avg	PF-FO	A	TO	Blk	St	Pts-Avg
	2007-08 [^]	29-5	518-17.9	57-126	.452	42-102	.412	25-31	.806	16-46	62-2.1	59-0	13	33	6	10	181-6.2
	Career	29-5	518-17.9	57-126	.452	42-102	.412	25-31	.806	16-46	62-2.1	59-0	13	33	6	10	181-6.2

[^] - at Texas-San Antonio

JOHNMARK LUDWICK

FRESHMAN • FORWARD • 6-7 • 210 • HUNTERSVILLE, N.C. • NORTH MECKLENBURG

23

Kyle Gaillard


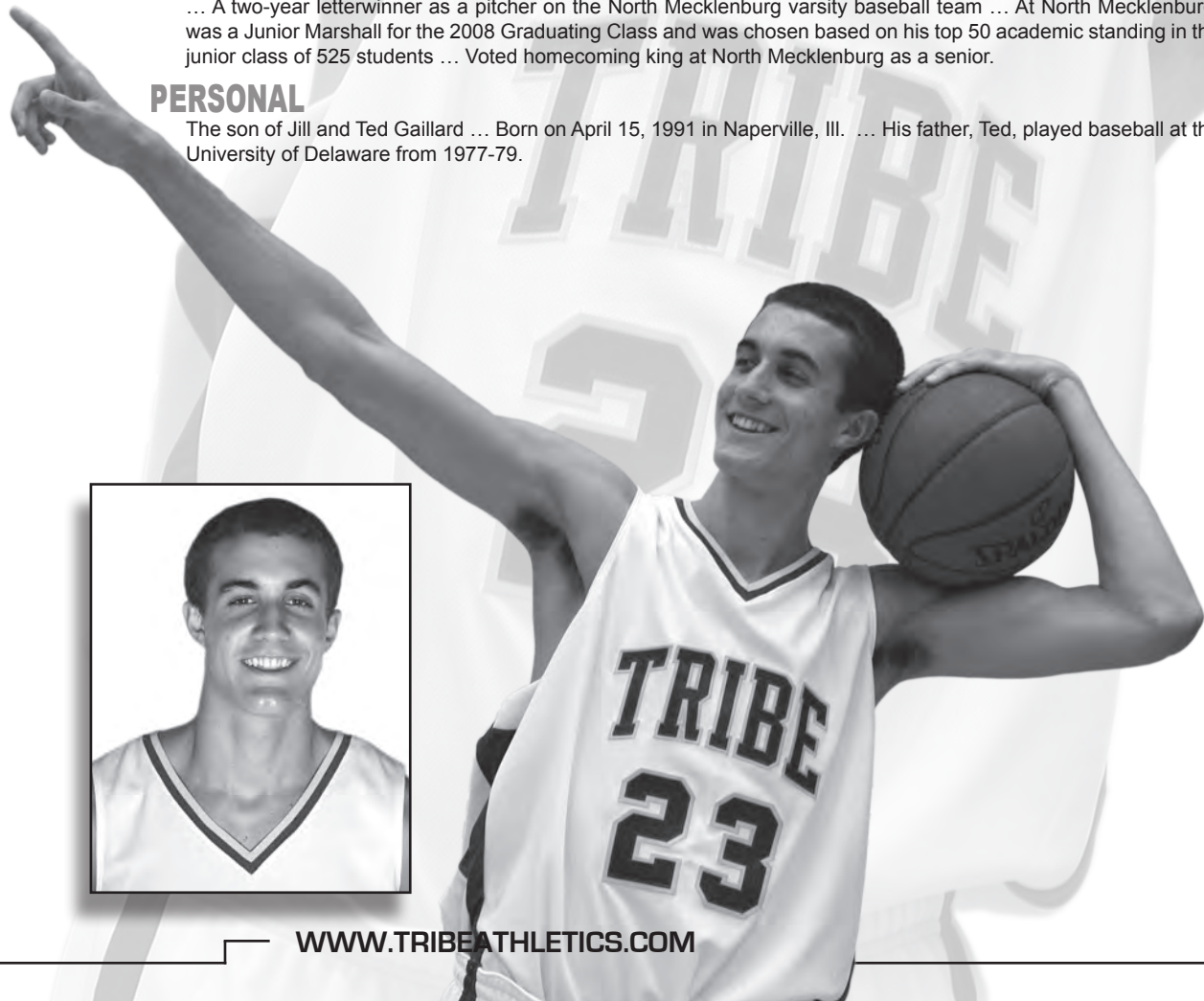
PREP

A McDonald's All-American nominee ... Rated the 96th-best small forward in the country by ESPN.com ... Averaged 18 points per game and scored his 1,000th career point as a team captain during his senior season ... Scored 13 points to help the West to a record 124 points in a victory in the North Carolina Coaches Association East-West All-Star Game ... A three-year letterwinner for Duane Lewis at North Mecklenburg ... Helped propel the Vikings to the MECA-7 regular season championship and a North Carolina 4A Sectional Championship as a junior in 2008 ... Tallied a season-high 33 points and knocked down seven 3-pointers in the Vikings victory over Central Cabarrus during his senior season ... As a junior, averaged 17 points per game for one of the top teams in the state of North Carolina, while shooting 43 percent from 3-point range ... Grew four inches between his sophomore and junior years of high school and is listed as a two-star recruit by Scout.com ... As one of the top underclassmen in the state of North Carolina, was invited to participate in the second annual Carolina Challenge in 2008 by national recruiting analyst Dave Telep ... Prior to signing with the Tribe, gained recruiting interest from Penn State, Michigan, Davidson and Winthrop ... Named North Mecklenburg's Most Improved player in 2007 ... During his AAU career, was a part of six different teams that won North Carolina State Championships ... Played for the Carolina Flight 11U-16U and the Charlotte Royals 17U ... Participated in the 2008 Hoops Group Elite Camp and was named to two of their Super Seven lists, while playing in the summer event that included over 3,400 athletes ... Hoops Group Elite ranked him the No. 6 in Best Player from Outside the Northeast list and also the No. 3 in Best Players from North Carolina list ... A two-year letterwinner as a pitcher on the North Mecklenburg varsity baseball team ... At North Mecklenburg, was a Junior Marshall for the 2008 Graduating Class and was chosen based on his top 50 academic standing in the junior class of 525 students ... Voted homecoming king at North Mecklenburg as a senior.

PERSONAL

The son of Jill and Ted Gaillard ... Born on April 15, 1991 in Naperville, Ill. ... His father, Ted, played baseball at the University of Delaware from 1977-79.

KYLE GAILLARD



ANDREW PAVLOFF

FRESHMAN • FORWARD • 6-9 • 220 • AKRON, OHIO • WALSH JESUIT

13


Andrew Pavloff 13

PREP


A McDonald's All-American nominee ... Rated the No. 51 prospect in the state of Ohio by Hoops Scoop Online ... Rated the No. 157 best power forward in the country by ESPN.com ... Selected to the Division II NE Inland All-District team ... Averaged 13.9 points, 7.6 rebounds, 2.0 assists, 1.5 steals and 3.2 blocks per game as a senior at Walsh Jesuit ... During his senior season shot 53 percent from the floor, 76 percent from the free throw line and 32 percent from 3-point range ... A team captain as a senior ... A three-year letterwinner for coach John Norris ... Played AAU for the Ohio Basketball Club, which was rated the No. 1 team in the state of Ohio ... A member of the National Honor Society and Justice League in high school ... Was a Student Ambassador at Walsh Jesuit and volunteered at the Rockynol Retirement Community.

PERSONAL

The son of Jon Pavloff ... Born Dec. 14, 1990 in Akron, Ohio.



ANDREW PAVLOFF



FRESHMAN • GUARD • 6-4 • 180 • CHAPEL HILL, N.C. • LOYOLA BLAKEFIELD

31

Handwritten signature: Matt Rum




PREP

One of the top players in the Baltimore area ... Became the 13th player in Loyola Blakefield history to score 1,000 points in his career ... Averaged 17 points per game as a senior and prior to the 2008-09 campaign was named one of the *Baltimore Sun Times* Players to Watch... Named First-Team All-Baltimore Catholic League for the second straight season as a senior ... Earned an invitation to participate in the 9th annual Charm City Challenge and won the 3-point shootout at the event ... Scored a career-high 32 points in a double-overtime win over Mt. St. Joseph's in 2009 ... Marked the second time during his senior season he eclipsed the 30-point mark as he tallied 31 in Loyola Blakefield's first win over Towson Catholic in 11 years ... As a junior, named to the All MIAA 'A' Conference, All-Baltimore Catholic League and All-Baltimore County ... Led Loyola Blakefield to the semifinals of the BCL playoffs for the first time since 1998 as he averaged 15.7 points per game, 5.7 rebounds and knocked down 44 3-point field goals ... Named the MVP of Gilman High School Holiday Tournament as a junior ... Averaged 14.8 points per game, while shooting 40 percent from 3-point range as a sophomore ... Highlighted his campaign by knocking down eight 3-pointers on his way to 30 points in a victory over Archbishop Curley ... Played AAU basketball for Severna Park/Maryland 3D ... Listed as a two-star recruit by Scout.com and rated the 122nd-best shooting guard in the country by ESPN.com ... Grew up in Chapel Hill, N.C., prior to moving to Baltimore for high school ... Played AAU for the North Carolina Gators out of Greensboro and helped the program to 13U and 14U state championships ... Along with his athletic exploits, was involved with numerous community service projects, including Special Olympics and day camps for Eagle Scouts ... As a youth, was a ball boy at Duke University in 2000 when the Blue Devils had the likes of current and former NBA players Mike Dunleavy, Jr., Carlos Boozer, Shane Battier and Jason Williams ... One of the first former Duke ball boys to earn a Division I scholarship to play basketball ... Had the opportunity to play HORSE against ESPN college basketball guru and Hall of Famer Dick Vitale during his time as a Blue Devil ball boy.

PERSONAL


The son of Steve and Carol Rum ... Born Nov. 9, 1989 in Alexandria, Va. ... His father, Steve, played professional baseball in Italy and Japan and is currently the senior associate vice president for development and alumni relations at Johns Hopkins Medicine.



MATT RUM

TV/RADIO SPOT CHART

FORWARD




00

STEVEN HESS

Sr. • 6-10 • 245
Charlotte, N.C.

GUARD




1

KENDRIX BROWN

So. • 6-3 • 205
Norfolk, Va.

GUARD



2

DAVID SCHNEIDER

Sr. • 6-3 • 190
Phoenix, Ariz.

GUARD




12

MATT McFADDEN

Jr. • 6-2 • 185
Medford, N.J.

FORWARD




13

ANDREW PAVLOFF

Fr. • 6-9 • 220
Akron, Ohio

FORWARD




20

QUINN McDOWELL

So. • 6-6 • 212
Mason, Ohio

FORWARD




22

DANNY SUMNER

Sr. • 6-7 • 225
Fairfax, Va.

FORWARD




23

KYLE GAILLARD

Fr. • 6-7 • 210
Huntersville, N.C.

GUARD




24

SEAN McCURDY

Sr. • 6-1 • 184
Jersey City, N.J.

GUARD




31

MATT RUM

Fr. • 6-4 • 180
Chapel Hill, N.C.

FORWARD




33

JOHNMARK LUDWICK

So. • 6-8 • 230
San Antonio, Texas

FORWARD



45

MARCUS KITTS

Jr. • 6-9 • 230
Holly Springs, N.C.

HEAD COACH



TONY SHAVER

Seventh Season at W&M
24th Season Overall

ASST. COACH



BEN WILKINS

Fourth Season
at W&M

ASST. COACH



JAMION CHRISTIAN

Second Season
at W&M

ASST. COACH



JONATHAN HOLMES

Second Season
at W&M

DIR. OF OPS.



KEVIN SNYDER


First Season
at W&M


OPPONENTS


KENDRIX SOPHOMORE GUARD
BROWN





2009-10 OPPONENTS


GAME 1	QUICK FACTS	
 CONNECTICUT Nov. 13 Storrs, Conn.	Location: Storrs, Conn. Director of Athletics: Jeff Hathaway Alma mater: Maryland, 1981 Conference: Big East Facility: Harry A. Gampel Pavilion (10,167) Nickname: Huskies 2008-09 Record: 31-5 2008-09 Conf. Record: 15-3/T-2nd Head Coach: Jim Calhoun Alma mater: American International, Mass., 1968	Record at UConn: 556-204 (.732), 23 years Career Record: 805-341 (.702), 37 years SID: Kyle Muncy Office Phone: (860) 486-3531 Fax: (860) 486-9396 Email: kyle.muncy@uconn.edu Mailing Address: 2095 Hillside Road, Unit 1173, Storrs, CT 06269 Web site: UConnHuskies.com


GAME 2	QUICK FACTS	
 HARVARD Nov. 15 Cambridge, Mass.	Location: Cambridge, Mass. Director of Athletics: Bob Scalise Alma mater: Brown, 1971 Conference: Ivy League Facility: Lavietes Pavilion at the Briggs Athletic Center (2,195) Nickname: Crimson 2008-09 Record: 14-14 2008-09 Conf. Record: 6-8/T-6th Head Coach: Tommy Amaker Alma mater: Duke, 1987 Record at Harvard: 22-36 (.379),	2 years Career Record: 193-163 (.542), 12 years SID: Kurt Svoboda Office Phone: (617) 495-2206 Fax: Email: ksvoboda@fas.harvard.edu Mailing Address: Harvard Department of Athletics, Murr Center, 65 North Harvard Street, Boston, MA 02163 Web site: GoCrimson.com


GAME 3	QUICK FACTS	
 RICHMOND Nov. 19 Williamsburg, Va.	Location: Richmond, Va. Director of Athletics: Jim Miller Alma mater: Old Dominion, 1974 Conference: Atlantic 10 Facility: Robins Center (9,071) Nickname: Spiders 2008-09 Record: 20-16 2008-09 Conf. Record: 9-7/T-5th Head Coach: Chris Mooney Alma mater: Princeton, 1994 Record at UR: 57-70 (.452), 4 years	Career Record: 75-82 (.478), 5 years SID: Mark Kwolek Office Phone: (804) 289-8320 Fax: (804) 289-8820 Email: mkwolek@richmond.edu Mailing Address: Robins Center, University of Richmond, Va. 23173 Web site: RichmondSpiders.com


GAME 4	QUICK FACTS	
 MANHATTAN Nov. 21 Riverdale, N.Y.	Location: Bronx, N.Y. Director of Athletics: Bob Byrnes Alma mater: Manhattan, 1968 Conference: Metro Atlantic Facility: Vincent DePaul Draddy Gymnasium (2,500) Nickname: Jaspers 2008-09 Record: 16-14 2008-09 Conf. Record: 9-9/T-4th Head Coach: Barry Rohrsen Alma mater: St. Francis, N.Y., 1983 Record at Manhattan: 41-50	(.451), 3 years Career Record: Same SID: Stephen Dombroski Office Phone: (718) 862-7228 Fax: (718) 862-8020 Email: stephen.dombroski@manhattan.edu Mailing Address: Manhattan College Department of Athletics, 4513 Manhattan College Parkway, Riverdale, NY 10471 Web site: GoJaspers.com


GAME 5	QUICK FACTS	
 HAMPTON Nov. 25 Williamsburg, Va.	Location: Hampton, Va. Director of Athletics: Lonza Hardy Alma mater: North Carolina, 1978 Conference: Mid-Eastern Facility: HU Convocation Center (7,200) Nickname: Pirates 2008-09 Record: 16-16 2008-09 Conf. Record: 8-8/7th Interim Head Coach: Edward Joyner, Jr. Alma mater: Johnson C. Smith, 2000	Record at Hampton: First year Career Record: First year SID: Maurice Williams Office Phone: (757) 727-5757 Fax: (757) 727-5813 Email: maurice.williams@hamp-tonu.edu Mailing Address: Hampton University Athletics, 100 E. Queen Street, 121 Holland Hall, Hampton, VA 23668 Web site: HamptonPirates.com


GAME 6	QUICK FACTS	
 WAKE FOREST Nov. 28 Winston-Salem, N.C.	Location: Winston-Salem, N.C. Director of Athletics: Ron Wellman Alma mater: Bowling Green, 1970 Conference: Atlantic Coast Facility: Lawrence Joel Veterans Memorial Coliseum (14,665) Nickname: Demon Deacons 2008-09 Record: 24-7 2008-09 Conf. Record: 11-5/T-2nd Head Coach: Dino Gaudio Alma mater: Ohio, 1981 Record at Wake Forest: 41-20	(.672), 2 years Career Record: 109-144 (.431), 9 years SID: Scott Wortman Office Phone: (336) 758-6099 Fax: (336) 758-5140 Email: wortmasm@wfu.edu Mailing Address: P.O. Box 7426, Winston-Salem, N.C. 27109 Web site: WakeForestSports.com


GAME 7	QUICK FACTS	
 LONGWOOD Dec. 2 Williamsburg, Va.	Location: Farmville, Va. Director of Athletics: Troy Austin Alma mater: Duke, 2000 Conference: Independent Facility: Willett Hall (1,807) Nickname: Lancers 2008-09 Record: 17-14 Head Coach: Mike Gillian Alma mater: North Adams St., Mass., 1986 Record at Longwood: 51-130 (.282), 6 years	Career Record: Same SID: Greg Prouty Office Phone: (434) 395-2097 Fax: (434) 395-2568 Email: proutygd@longwood.edu Mailing Address: 201 High Street, Farmville, VA 23909-1899 Web site: LongwoodLancers.com

GAME 8/18	QUICK FACTS	
 VCU Dec. 5 Williamsburg, Va. Jan. 20 Richmond, Va.	Location: Richmond, Va. Director of Athletics: Norwood T. Teague Alma mater: North Carolina, 1988 Conference: Colonial Facility: Altel Pavilion at the Stuart C. Siegel Center (7,500) Nickname: Rams 2008-09 Record: 24-10 2008-09 Conf. Record: 14-4/1st Head Coach: Shaka Smart Alma mater: Kenyon, 1999	Record at VCU: First year Career Record: First year SID: Scott Day Office Phone: (804) 828-1727 Fax: (804) 828-9428 Email: sdday@vcu.edu Mailing Address: VCU Athletics, Sports Medicine Building, 1300 W. Broad Street, P.O. Box 842003, Richmond, Va. 23284-2003 Web site: VCUAthletics.com


GAME 9	QUICK FACTS	
 VASSAR Dec. 19 Williamsburg, Va.	Location: Poughkeepsie, N.Y. Director of Athletics: Sharon Beverly Alma mater: Queens College, N.Y. Conference: Liberty League (NCAA DIII) Facility: Vassar Athletics & Fitness Center Nickname: Brewers 2008-09 Record: 10-15 2008-09 Conf. Record: 5-9/T-6th Head Coach: Del Harris Alma mater: Virginia State, 2001	Record at Vassar: 10-15 (.400), 1 year Career Record: Same SID: Robin Deutsch Office Phone: (845) 437-7469 Fax: (845) 437-7033 Email: rodeutsch@vassar.edu Mailing Address: 124 Raymond Avenue, Box 750, Vassar College, Poughkeepsie, N.Y. 12604 Web site: VassarAthletics.com


GAME 10	QUICK FACTS	
 RADFORD Dec. 22 Radford, Va.	Location: Radford, Va. Director of Athletics: Robert Lineburg Alma mater: Roanoke, 1991 Conference: Big South Facility: The Dedmon Center (3,500) Nickname: Highlanders 2008-09 Record: 21-12 2008-09 Conf. Record: 15-3/1st Head Coach: Brad Greenberg Alma mater: American, 1977 Record at Radford: 31-32 (.492), 2 years	Career Record: Same SID: Joey Beeler Office Phone: (540) 831-5726 Fax: (540) 831-6095 Email: jwbeeler@radford.edu Mailing Address: P.O. Box 6913, Radford, VA 24142 Web site: RadfordAthletics.com


GAME 11	QUICK FACTS	
 MARYLAND Dec. 30 College Park, Md.	Location: College Park, Md. Director of Athletics: Deborah A. Yow Alma mater: Elon, 1974 Conference: Atlantic Coast Facility: Comcast Center (17,950) Nickname: Terrapins 2008-09 Record: 21-14 2008-09 Conf. Record: 7-9/T-7th Head Coach: Gary Williams Alma mater: Maryland, 1968 Record at Maryland: 418-229 (.646), 20 years	Career Record: 625-357 (.636), 31 years SID: Doug Dull Office Phone: (301) 314-7064 Fax: Email: ddull@umd.edu Mailing Address: University of Maryland Department of Intercollegiate Athletics, Comcast Center, Terrapin Trail, College Park, MD 20742 Web site: UMTerps.com


GAME 12/17	QUICK FACTS	
 HOFSTRA Jan. 2 Hempstead, N.Y. Jan. 16 Williamsburg, Va.	Location: Hempstead, N.Y. Director of Athletics: Jack Hayes Alma mater: Hofstra, 1978 Conference: Colonial Facility: David S. Mack Sports and Exhibition Complex (5,046) Nickname: Pride 2008-09 Record: 21-11 2008-09 Conf. Record: 11-7/5th Head Coach: Tom Pecora Alma mater: Adelphi, 1983 Record at Hofstra: 136-111 (.551),	8 years Career Record: 198-135 (.595), 11 years SID: Jeremy Kniffin Office Phone: (516) 463-6759 Fax: (516) 463-5033 Email: jeremy.s.kniffin@hofstra.edu Mailing Address: 240 Hofstra University, Swim Center Room 262, Hempstead, NY 11549 Web site: GoHofstra.com


2009-10 OPPONENTS





GAME 13/29		QUICK FACTS	
 <p>UNCW Jan. 4 Williamsburg, Va. Feb. 27 Wilmington, N.C.</p>	Location: Wilmington, N.C. Director of Athletics: Kelly Mehrtens Alma mater: Alabama, 1986 Conference: Colonial Facility: Trask Coliseum (6,100) Nickname: Seahawks 2008-09 Record: 7-25 2008-09 Conf. Record: 3-15/12th Head Coach: Benny Moss Alma mater: UNC Charlotte, 1992 Record at UNCW: 34-60 (.362), 3 years	Career Record: Same SID: Joe Browning Office Phone: (910) 962-3236 Fax: (910) 962-3686 Email: browningj@uncw.edu Mailing Address: 601 South College Road, Wilmington, NC 28403 Web site: UNCWSports.com	


GAME 25		QUICK FACTS	
 <p>NORTHEASTERN Feb. 13 Williamsburg, Va.</p>	Location: Boston, Mass. Director of Athletics: Peter Roby Alma mater: Dartmouth, 1979 Conference: Colonial Facility: Matthews Arena (5,065) Nickname: Huskies 2008-09 Record: 19-13 2008-09 Conf. Record: 12-6/T-3rd Head Coach: Bill Coen Alma mater: Hamilton, N.Y., 1983 Record at NU: 46-49 (.484), 3 years	Career Record: Same SID: Thomas Chen Office Phone: (617) 373-4154 Fax: (617) 373-3152 Email: chen@GoNU.com Mailing Address: 238 St. Botolph Street, 111 Matthews Arena, Boston, MA 02115 Web site: GoNU.com	


GAME 14/24		QUICK FACTS	
 <p>DELAWARE Jan. 6 Newark, Del. Feb. 10 Williamsburg, Va.</p>	Location: Newark, Del. Director of Athletics: Bernard Muir Alma mater: Brown, 1990 Conference: Colonial Facility: Bob Carpenter Center (5,000) Nickname: Blue Hens 2008-09 Record: 13-19 2008-09 Conf. Record: 6-12/9th Head Coach: Monté Ross Alma mater: Winston-Salem St., 1992	Record at UD: 32-62 (.340), 3 years Career Record: Same SID: Kevin Tritt Office Phone: (302) 831-8715 Fax: (302) 831-8653 Email: ktritt@udel.edu Mailing Address: 631 South College Avenue, Newark, DE 19716 Web site: BlueHens.com	


GAME 26		QUICK FACTS	
 <p>GEORGE MASON Feb. 16 Fairfax, Va.</p>	Location: Fairfax, Va. Director of Athletics: Tom O'Connor Alma mater: Assumption, Mass., 1968 Conference: Colonial Facility: Patriot Center (10,000) Nickname: Patriots 2008-09 Record: 22-11 2008-09 Conf. Record: 13-5/2nd Head Coach: Jim Larranaga Alma mater: Providence, 1971 Record at Mason: 229-142 (.617),	12 seasons Career Record: 426-312 (.577), 25 seasons SID: Richard Coco Office Phone: (703) 993-3264 Fax: (703) 993-3259 Email: rcoco@gmu.edu Mailing Address: 4400 University Drive, MS 3A5, Fairfax, VA 22030 Web site: GoMason.com	

GAME 15/21		QUICK FACTS	
 <p>DREXEL Jan. 9 Philadelphia, Pa. Jan. 30 Williamsburg, Va.</p>	Location: Philadelphia, Pa. Director of Athletics: Dr. Eric Zillmer Alma mater: Rutgers, 1980 Conference: Colonial Facility: Daskalakis Athletic Center (2,500) Nickname: Dragons 2008-09 Record: 15-14 2008-09 Conf. Record: 10-8/6th Head Coach: James "Bruiser" Flint Alma mater: Saint Joseph's, 1987 Record at Drexel: 133-108 (.552),	8 seasons Career Record: 219-180 (.549), 13 seasons SID: Mike Tuberosa Office Phone: (215) 895-1591 Fax: (215) 895-2038 Email: tuberosa@drexel.edu Mailing Address: 3141 Chestnut Street, Philadelphia, PA 19104 Web site: DrexelDragons.com	


GAME 27		QUICK FACTS	
 <p>ESPNU BRACKETBUSTERS Feb. 19/20 Away</p>	Information Years: Eighth year of ESPNU BracketBusters Teams Competing: 98 Conferences Competing: 13 CAA Teams Competing: 12 Dates: Feb. 20-21 Games on TV: Six on ESPN2 Five on ESPNU Pairing Date: Feb. 8, 2010	Tribe History in ESPNU BracketBusters Feb. 17, 2007 at Fairfield L, 45-61 Feb. 23, 2008 vs. Loyola (Chicago) L, 66-71 Feb. 20, 2009 vs. Manhattan L, 54-39	

GAME 16/20		QUICK FACTS	
 <p>JAMES MADISON Jan. 14 Williamsburg, Va. Jan. 27 Harrisonburg, Va.</p>	Location: Harrisonburg, Va. Director of Athletics: Jeff Bourne Alma mater: Bridgewater, Va., 1981 Conference: Colonial Facility: JMU Convocation Center (7,156) Nickname: Dukes 2008-09 Record: 21-15 2008-09 Conf. Record: 9-9/7th Head Coach: Matt Brady Alma mater: Siena, 1987 Record at JMU: 21-15 (.583),	1 year Career Record: 94-64 (.595), 5 years SID: Gary Michael Office Phone: (540) 568-6154 Fax: (540) 568-3703 Email: michaegl@jmu.edu Mailing Address: 380 University Boulevard, MSC 0404, Harrisonburg, VA 22807 Web site: JMUSports.com	

GAME 28		QUICK FACTS	
 <p>TOWSON Feb. 24 Williamsburg, Va.</p>	Location: Towson, Md. Director of Athletics: Mike Hermann Alma mater: John Carroll, 1982 Conference: Colonial Facility: Towson Center (5,000) Nickname: Tigers 2008-09 Record: 12-22 2008-09 Conf. Record: 5-13/T-10th Head Coach: Pat Kennedy Alma mater: King's College, 1975 Record at Towson: 57-97 (.370), 5 seasons	Career Record: 473-408 (.537), 29 seasons SID: Peter Schlehr Office Phone: (410) 704-2232 Fax: (410) 704-3861 Email: pschlehr@towson.edu Mailing Address: 8000 York Road, Towson, MD 21252 Web site: TowsonTigers.com	

GAME 19/22		QUICK FACTS	
 <p>OLD DOMINION Jan. 23 Williamsburg, Va. Feb. 3 Norfolk, Va.</p>	Location: Norfolk, Va. Director of Athletics: Dr. Jim Jarrett Alma mater: Southern Illinois, 1959 Conference: Colonial Facility: Ted Constant Convocation Center (8,424) Nickname: Monarchs 2008-09 Record: 25-10 2008-09 Conf. Record: 12-6/T-3rd Head Coach: Blaine Taylor Alma mater: Montana, 1981 Record at ODU: 136-84 (.618),	8 years Career Record: 278-149 (.651), 15 years SID: Carol Hudson Office Phone: (757) 683-3395 Fax: (757) 683-3119 Email: chudson@odu.edu Mailing Address: Old Dominion University Intercollegiate Athletics, Athletic Administration Building, Norfolk, Va. 23529-0201 Web site: ODUSports.com	

POSTSEASON		QUICK FACTS	
 <p>CAA TOURNAMENT March 5-8 Richmond, Va.</p>	Men's Basketball Contact: Rob Washburn Office Phone: (804) 754-1616 Email: rwashburn@caasports.com Mailing Address: 8625 Patterson Avenue Richmond, VA 23229 Website: CAASports.com Facility: Richmond Coliseum Location: Richmond, Va. Defending Champion: VCU	Schedule Friday, March 5 - First Round Saturday, March 6 - Quarterfinals Sunday, March 7 - Semifinals Monday, March 8 - Championship Game	

GAME 23		QUICK FACTS	
 <p>GEORGIA STATE Feb. 6 Atlanta, Ga.</p>	Location: Atlanta, Ga. Director of Athletics: Cheryl Levick Alma mater: Missouri, 1974 Conference: Colonial Facility: GSU Sports Arena (4,500) Nickname: Panthers 2008-09 Record: 12-20 2008-09 Conf. Record: 8-10/8th Head Coach: Rod Barnes Alma mater: Ole Miss, 1988 Record at GSU: 21-41 (.339), 2 years	Career Record: 162-150 (.519), 10 years SID: Allison George Office Phone: (404) 413-4032 Fax: (404) 413-4035 Email: ageorge@gsu.edu Mailing Address: 125 Decatur Street, Atlanta, GA 30303 Web site: GeorgiaStateSports.com	



2009-10 OPPONENT SERIES

CONNECTICUT HUSKIES

Overall: W&M trails, 0-1 (.000)
In Williamsburg: 0-0
In Storrs: 0-1
Neutral Sites: 0-0

12/28/67 1-A L 49-51
1-Basketball Classic

DELAWARE BLUE HENS

Overall: W&M trails, 6-15 (.286)
In Williamsburg: 3-6
In Newark: 2-9
Neutral Sites: 1-0

1915-16 L 33-37
12/18/29 A W 38-22
12/27/68 1-N W 82-76
3/2/83 A W 70-58
1/30/84 H W 68-65
1/30/85 H W 72-61
1/7/88 A L 69-77
12/10/88 H L 63-81
12/2/89 A L 56-72
1/5/02 H W 59-53
2/20/02 A L 72-82
1/8/03 H L 72-74
2/1/03 A L 57-91
1/21/04 A L 82-93 (ot)
2/11/04 H L 68-73
1/8/05 H L 59-69
2/5/05 A L 47-76
2/15/06 H L 52-57 (ot)
1/13/07 A L 62-77
1/2/08 H L 51-58
1/17/09 A L 62-71
1-East Carolina Classic

DREXEL DRAGONS

Overall: W&M trails, 6-15 (.286)
In Williamsburg: 6-5
In Philadelphia: 1-9
Neutral Sites: 0-1

1/23/84 A L 59-60
12/1/84 H W 81-65
11/30/85 H W 57-52
12/30/86 1-N L 58-60
2/19/87 A L 76-82
1/7/02 H L 56-58
1/30/02 A L 61-78
1/15/03 A L 51-67
2/22/03 H L 62-78
1/17/04 H L 76-80
2/7/04 A L 72-83
1/15/05 A L 65-91
2/2/05 H L 48-60
1/5/06 H L 46-57
2/23/06 A L 56-61
2/14/07 H W 60-47
2/21/07 A L 57-64
1/23/08 A W 73-72 (ot)
2/20/08 H W 57-50
1/24/09 A L 49-62
2/28/09 H W 48-47
1-First Tulsa Classic

GEORGE MASON PATRIOTS

Overall: W&M trails, 26-35 (.426)
In Williamsburg: 16-14
In Fairfax: 10-18
Neutral Sites: 0-3

2/4/78 H W 94-73
2/7/80 H W 84-62
1/26/81 A W 64-45
2/28/81 H W 68-53
2/4/82 A W 88-68
2/25/82 H W 53-47 (ot)
1/8/83 A W 47-46
2/26/83 H W 79-72
1/25/84 H W 91-79
2/25/84 A L 57-64
1/23/85 A W 63-62
2/23/85 H W 74-73 (ot)
1/20/86 A L 54-67
2/3/86 H L 46-69
1/19/87 H L 49-50
2/2/87 A L 64-70

1/20/88 A L 69-82
2/17/88 H W 86-68
3/6/88 1-N L 76-95
1/25/89 H L 50-69
2/22/89 A L 64-91
3/4/89 1-N L 72-75
1/17/90 H L 80-89
2/15/90 A L 78-83
1/9/91 A W 73-70
2/6/91 H L 67-87
1/15/92 H W 92-77
2/12/92 A W 78-65
1/11/93 H W 92-89
2/10/93 A W 82-78
1/26/94 H L 76-83
2/23/94 A L 78-85
1/18/95 A W 85-82
2/27/95 H W 116-94
1/24/96 A L 92-95
2/26/96 H W 96-92
1/25/97 A L 67-70
2/15/97 H W 89-85
1/21/98 H W 84-66
2/16/98 A W 81-80 (ot)
1/2/99 A L 67-78
2/10/99 H L 70-82
1/5/00 H W 85-82 (ot)
1/29/00 A L 61-73
1/17/01 H L 64-73
2/10/01 A L 62-84
1/3/02 A L 71-80
2/18/02 H W 54-51
1/25/03 A L 58-67
2/15/03 H L 43-60
1/10/04 H L 71-84
1/31/04 A L 62-78
1/29/05 A L 62-95
2/12/05 H L 99-104 (2ot)

1/12/06 H L 46-65
1/26/06 A L 58-81
1/3/07 A W 67-63
1/16/07 H L 63-76
2/27/08 A L 54-60
3/10/08 2-N L 59-68
1/14/09 H L 57-61
1-CAA Tournament
2-CAA Championship Game

GEORGIA STATE PANTHERS

Overall: W&M leads, 5-3 (.625)
In Williamsburg: 2-1
In Atlanta: 2-1
Neutral Sites: 1-1

1/14/06 A L 70-79
2/4/06 H W 90-73
1/8/07 A W 57-43
1/27/07 H W 81-65
3/2/07 1-N L 68-70
1/12/08 A W 60-58
3/7/08 1-N W 58-57
1/31/09 H L 51-57
1-CAA Tournament

HAMPTON PIRATES

Overall: W&M leads, 8-5 (.615)
In Williamsburg: 4-3
In Hampton: 4-2
Neutral Sites: 0-0

12/20/95 H L 76-84
11/25/96 A W 67-63
12/1/97 H W 69-54
11/28/98 A W 83-62
12/4/99 H W 67-65
1/15/01 A L 63-71
2/6/02 H L 59-64
2/3/03 A W 64-62
12/19/03 H L 72-79
12/30/04 H W 60-51
11/22/05 A W 70-60
12/28/06 H W 72-67
12/29/07 A L 63-70

HARVARD CRIMSON

Overall: W&M leads, 1-0 (1.000)
In Williamsburg: 1-0
In Haverford: 0-0
Neutral Sites: 0-0

12/31/08 H W 67-54

HOFSTRA PRIDE

Overall: W&M trails, 3-10 (.231)
In Williamsburg: 2-4
In Hempstead, NY: 1-5
Neutral Sites: 0-1

1/19/02 A L 59-68
2/16/02 H W 61-57
1/22/03 H L 51-66
2/8/03 A W 79-69
3/7/03 1-N L 64-74
1/24/04 A L 71-98
2/14/04 H L 69-78
1/5/05 H L 59-71
1/31/05 A L 51-72
2/20/06 H L 57-82
1/20/07 A L 69-77
2/6/08 H W 74-62
1/21/09 A L 44-54
1-CAA Tournament

JAMES MADISON DUKES

Overall: W&M trails, 32-42 (.432)
In Williamsburg: 19-14
In Harrisonburg: 12-19
Neutral Sites: 1-9

2/11/78 H L 66-68
1/6/79 H L 55-56
2/6/79 A L 57-70
2/5/80 A L 58-61
2/16/80 H L 49-52
1/17/81 H W 44-42
2/7/81 A L 60-72
3/6/81 1-N L 42-44
1/16/82 A L 44-54
2/20/82 H L 55-56
3/5/82 1-N L 49-64
1/29/83 H W 72-65
2/19/83 A W 60-55
3/12/83 1-N L 38-41
2/4/84 H W 46-44
2/29/84 A W 56-47
2/2/85 A W 78-70
2/28/85 H W 71-60
3/7/85 1-H W 68-61
1/18/86 A L 58-59
2/15/86 H W 53-50
1/17/87 H W 71-61
2/14/87 A L 78-96
1/16/88 H W 75-65
2/13/88 A L 51-64
1/21/89 A L 50-87
2/18/89 H L 71-92
1/10/90 H L 65-87
1/31/90 A L 61-82
3/3/90 2-N L 83-93
1/28/91 A L 56-70
2/2/91 H L 63-67
1/22/92 H L 47-56
3/2/92 A L 77-98
3/7/92 2-N L 53-77
1/16/93 H L 72-90
2/13/93 A L 66-99
1/12/94 A L 75-89
2/7/94 H L 85-89
1/28/95 A L 62-73
2/8/95 H L 67-73
3/4/95 2-N L 50-73
1/6/96 A W 96-71
1/31/96 H W 68-51
1/4/97 H W 64-61
2/19/97 A W 82-74
1/14/98 A W 89-60
2/11/98 H W 53-52
1/20/99 A L 59-75
2/17/99 H W 67-61
1/19/00 H L 71-76
2/17/00 A W 64-70
3/3/00 2-N L 73-84
1/24/01 H W 71-58

2/21/01 A L 56-67
1/23/02 H W 77-59
2/4/02 A W 63-58
3/1/02 2-N L 67-78
1/29/03 A W 61-59
3/1/03 H W 75-72
1/28/04 A W 99-86
2/4/04 H L 76-83
1/12/05 A L 47-55
2/16/05 H W 80-54
3/4/05 2-N W 68-54
1/28/06 H W 86-68
2/11/06 A W 72-70
1/31/07 H W 65-62
2/7/07 A W 71-56
1/9/08 H W 69-66
1/30/08 A W 70-67
1/10/09 H L 65-74
2/14/09 A L 67-76
3/6/09 2-N L 48-70
1-ECAC South Tournament; 2-CAA Tournament

LONGWOOD LANCERS

Overall: W&M leads, 2-0 (1.000)
In Williamsburg: 1-0
In Farmville: 1-0
Neutral Sites: 0-0

12/1/04 H W 90-60
11/25/05 A W 88-75

MANHATTAN JASPERS

Overall: W&M trails, 1-2 (.333)
In Williamsburg: 1-1
In Riverdale: 0-1
Neutral Sites: 0-0

1/4/89 H W 71-53
12/8/90 A L 59-73
2/21/09 1-H L 39-54
1-ESPNU BracketBusters

MARYLAND TERRAPINS

Overall: W&M trails, 8-22 (.267)
In Williamsburg: 4-4
In College Park: 3-17
Neutral Sites: 0-0

12/20/28 A L 21-30
12/13/29 A L 23-27
1/30/36 A L 39-41
2/9/37 A L 29-41
2/10/38 A L 38-45
2/14/39 A W 57-49
2/14/41 A W 58-40
12/16/41 H W 39-34
2/13/42 A L 32-42
2/23/43 A L 36-51
2/17/45 A L 46-53
2/20/46 A W 42-36
1/10/50 A W 56-52
1/21/50 H W 64-56
12/11/50 A L 41-48
2/17/51 H W 55-50
12/12/51 A L 53-54
2/16/52 H W 71-66
12/4/52 A L 61-64
2/17/53 H L 57-79
12/8/53 A L 54-69
2/25/54 H L 55-79
2/5/55 H L 62-67
12/8/56 A L 51-52
1/3/81 A L 64-69
1/27/82 H L 43-50
1/5/83 A L 51-56
1/7/84 A L 44-58
12/5/85 A L 48-77
12/27/01 A L 75-103

UNC WILMINGTON SEAHAWKS

Overall: W&M trails, 18-35 (.340)
In Williamsburg: 9-17
In Wilmington: 9-17
Neutral Sites: 0-1

1/4/84 H L 55-61
2/9/84 A W 76-52
1/17/85 H W 79-68
2/25/85 A W 67-59
1/11/86 H L 56-73
2/8/86 A W 73-64
1/10/87 A L 55-82
2/9/87 H L 58-80
1/23/88 H L 67-76
2/20/88 A L 74-84
1/9/89 H L 52-91
2/4/89 A W 62-58
1/24/90 H L 75-76
2/21/90 A W 65-64
1/21/91 H L 76-78 (2ot)
2/20/91 A L 76-90
1/25/92 A L 64-68 (ot)
2/22/92 H L 64-94
1/23/93 H W 67-63
2/20/93 A W 103-85
1/15/94 H L 57-61
2/12/94 A W 77-70
2/1/95 H L 47-66
2/20/95 A L 57-64
1/20/96 A L 54-67
2/17/96 H W 63-46
3/2/96 1-N L 55-63
1/16/97 H L 53-56
1/29/97 A L 63-65
1/28/98 A L 56-58
2/14/98 H W 64-51
1/7/99 H L 64-72
2/3/99 A L 48-56
12/1/99 A L 66-76
2/23/00 H W 58-53
12/6/00 H W 74-54
1/27/01 A L 50-63
1/16/02 H L 56-58
2/13/02 A L 58-66
2/24/03 H L 48-72
3/3/03 A L 49-60
12/4/03 H W 67-66 (ot)
1/7/04 A L 59-67
1/19/05 H L 49-54
2/9/05 A L 72-80
11/30/05 H L 66-75
1/7/06 A L 56-63
2/3/07 H L 61-67
2/10/07 A W 61-55
2/2/08 H W 70-66
2/13/08 A L 64-77
1/7/09 A W 73-59
2/11/09 H W 69-40
1-CAA Tournament

NORTHEASTERN HUSKIES

Overall Series: W&M trails, 3-3 (.500)
In Williamsburg: 3-0
In Boston: 0-3
Neutral Sites: 0-0

2/2/06 A L 69-84
1/6/07 H W 60-57
1/16/08 H W 55-53
2/9/08 A L 42-51
1/3/09 A L 60-44
2/4/09 H W 68-63

The Colonial Athletic Association celebrates its 25th Anniversary in 2009-10 with memories of a proud and storied past and visions of an exciting future.

Regarded as one of the nation's top collegiate conferences, the CAA encompasses five of the nation's nine largest metropolitan areas with a geographic footprint that stretches from Boston to Atlanta. The conference has produced 16 national team champions in five different sports, 33 individual national champions, 12 national players of the year, 12 national coaches of the year and 12 Honda Award winners. Just as impressive, however, are the honors accumulated away from competition, which include five Rhodes Scholars and 20 NCAA post-graduate scholars. In 2008-09, the CAA had more than 1,700 of the league's 4,000 student-athletes received the Commissioner's Academic Award after posting at least a 3.2 grade point average while lettering in a varsity sport. The conference ranked in the top 10 in the nation in 12 of its 23 sports in the latest APR report released by the NCAA.

The landscape of the conference stretches along the majority of the East Coast, and includes six of the nation's top 25 media markets – New York (1), Philadelphia (4), Boston (7), Atlanta (8), Washington, D.C. (9) and Baltimore (25). The number of television homes in the CAA market exceeds 20 million.

The CAA currently sponsors 23 sports with the addition of a 12-team football league in 2007 and women's rowing in 2009. Male athletes compete for championships in baseball, basketball, cross country, football, golf, lacrosse, soccer, swimming & diving, tennis, track & field and wrestling. Female athletes battle for conference titles in basketball, cross country, field hockey, golf, lacrosse, rowing, soccer, softball, swimming & diving, tennis, track & field and volleyball. In 2008-09, 28 teams earned NCAA Tournament berths and 45 student-athletes received All-America honors.

The conference has made its presence known nationally in men's basketball with a league-record five teams advancing to postseason play in 2008-09. Conference champion VCU made its third NCAA Tournament appearance in the last six years, while George Mason reached the postseason for the seventh time in a decade in the NIT. Old Dominion, making its fifth straight postseason trip, captured the inaugural CIT championship, while James Madison made the

CIT semifinals. Northeastern reached the quarterfinals of the CBI. In 2006, George Mason captured the nation's imagination by becoming the first mid-major program since 1979 to reach the Final Four, knocking off powerhouses Michigan State, North Carolina, Wichita State and Connecticut along the way. The Patriots were ranked No. 8 in the final ESPN/USA Today Top 25 poll, which was the highest ever for a CAA team.

The CAA has had at least three women's basketball teams participate in post-season play for the past four seasons. Drexel captured its first CAA championship in 2009 and was joined in the NCAA Tournament by VCU, giving the league multiple teams in the Big Dance for the second time in three years. James Madison earned a post-season berth for the fourth year in a row in the WNIT. Perennial power Old Dominion, which has won three national championships (1979, 1980, 1985) and was national runner-up in 1997, claimed an NCAA-record 17 straight CAA titles before seeing its incredible streak come to an end last year.

The conference also excels in many other sports. CAA squads have combined to win 10 field hockey national titles since the championship began in 1981. Delaware and Towson have each reached the Final Four of the NCAA Men's Lacrosse Championship. Three women's soccer teams have reached the second round of the NCAA Tournament for the past two seasons and at least one men's soccer team has advanced to the final 16 of the NCAA Championship in five of the last seven years. In men's cross country, William & Mary placed 16th nationally as a team in 2008 and Georgia State's Mark Steeds earned All-America status after a 12th-place individual effort. On the mat, ODU's Ryan Williams was one of three wrestling All-Americans after finishing as the national runner-up at 141 pounds. The CAA has sent multiple teams to the NCAA Baseball Championship in nine of the last 12 years and has had 12 or more players selected in the last seven Major League Baseball drafts. The conference also boasts numerous All-Americans in tennis, golf, track and field and swimming and diving.

CAA member institutions are committed to excellence in the classroom. The Colonial Academic Alliance was created in 2002 by the league's presidents with a goal of expanding their partnership to all aspects of university life outside of intercollegiate athletics. Among the programs already established are an undergraduate research conference, coordination of study abroad programs and granting visiting academic status to student-athletes traveling to an away contest so that they have access to libraries, academic resource centers and computer labs.

In 2002, two faculty members from CAA institutions were awarded academia's most coveted distinction – the Nobel Prize. John B. Fenn, a research professor in the Department of Chemistry at Virginia Commonwealth University, received the Nobel Prize for chemistry, and Vernon Smith, a professor of economics and law at George Mason University, shared the Nobel Prize in economic sciences.

Commissioner Thomas E. Yeager has guided the CAA since its inception. The conference traces its roots back to 1983 when three of

CAA DOMINANCE

Overall, William and Mary has won a total of 95 Colonial Athletic Association championships, more than 20 percent of all league titles awarded and far more than any other conference school.

WILLIAM AND MARY	95
James Madison	58
Old Dominion	47
George Mason	43
VCU	36
UNC Wilmington	32
Hofstra	24
East Carolina	24
Navy	21
Richmond	20
Towson	9
American	8
Loyola	8
Georgia State	7
Delaware	4
Northeastern	3
Virginia Tech	2
Drexel	1
UMass	1
Villanova	1

its current members- George Mason University, James Madison University, and the College of William and Mary - were aligned with East Carolina University, the United States Naval Academy and the University of Richmond as a basketball league (ECAC South). During the next two years, the league added 11 sports, acquired two new members (the University of North Carolina at Wilmington and American University) and decided to form a new association. The transformation from ECAC South to CAA took place on June 6, 1985.

Charter members George Mason, James Madison, UNC Wilmington and William and Mary were joined by Old Dominion University in 1991 and by Virginia Commonwealth University in 1995. The conference added the University of Delaware, Drexel University, Hofstra University and Towson University in 2001. Georgia State University and Northeastern University became members of the conference on July 1, 2005.

Celebrating its 25th Anniversary, the CAA takes great pride in producing student-athletes who stand out on the playing field and in the classroom.



CAA LINEUP

School	Joined CAA
George Mason	1985
James Madison	1985
UNC Wilmington	1985
WILLIAM AND MARY	1985
Old Dominion	1991
Virginia Commonwealth	1995
Delaware	2001
Drexel	2001
Hofstra	2001
Towson	2001
Georgia State	2005
Northeastern	2005

'09-10 TRIBE BASKETBALL

REVIEW REVIEW REVIEW

DANNY SENIOR FORWARD
SUMNER



WWW.TRIBEATHLETICS.COM

SENIORS CLOSE OUT CAREERS

The 2008-09 season marked the close in the career's of four-year Tribe players Peter Stein, Alex Smith and Chris Darnell. Stein was a three-year starter for the College and a key cog in W&M's run to the CAA Championship game in 2008. His career games played total of 118 ranked third in school history, while he also ranked among the program's all-time best in field goal percentage. He finished his career with 686 points and 430 rebounds, while shooting 52.1 percent from the floor. Darnell appeared in 109 games over his career, while starting 33 contests. He tallied 363 career points and 320 career rebounds. Smith was plagued by injuries during most of his Tribe career, but went on to earn his degree in kinesiology. He played 79 games over his career and finished with 324 points and 216 rebounds.

END OF THE YEAR TRIBE AWARDS

The Tribe handed out its yearly awards at its annual banquet, and junior Danny Sumner highlighted the award winners, claiming the team's most valuable player honors, while both senior Peter Stein and junior David Schneider took home three awards each.

Sumner finished the year averaging 13.4 points per game to go along with 4.4 rebounds and 1.2 assists per contest. The Fairfax, Va., native led the Tribe in scoring on a team-best 15 occasions, while also recording a pair of double-doubles on the year. He finished the year ranked No. 12 in the CAA in scoring, No. 13 in 3-pointers made and 3-point percentage and No. 14 in field goal percentage.

For the second straight season, Stein walked away with the W&M awards for toughness and defense. He also added the Mark Batzel Award, which is given to the player who displays leadership, determination, mental toughness and heart, while having the ability to instill those qualities in his teammates, to his haul of awards.

Schneider also took home three honors at the banquet, including two of the distinctions for the third time in his collegiate career. The Phoenix, Ariz., native was named the winner of the Kraze Award and took home the Green and Gold's top honors in assists and free throw percentage. It marked the second straight season he won the free throw award and the third consecutive year he took home the assists and Kraze Awards. Schneider finished the 2008-09 season averaging 2.7 assists per game, while shooting 84.6 percent from the free throw line.


Schneider is one of only two multiple Kraze Award winners and is the first in school history to receive the accolade on three occasions. The award was named after John Kratzer, who was the captain of the Tribe in 1977-78. He received the inaugural United States Basketball Writers Association Most Courageous Athlete award. Kratzer lettered two years with the Tribe, before being diagnosed with cancer and battled the disease for three more years. Throughout the ordeal, he continued to provide an inspiration to the Tribe and provided the major emotional lift that allowed the College to upset No. 2 North Carolina, 78-75, on Dec. 7, 1977.

Sophomore forward Marcus Kitts was named the Tribe's most improved player. The Holly Springs, N.C., native finished the year averaging 3.8 points and 2.8 rebounds per game, but really came on as the season progressed. He provided W&M with a presence in the low post and started eight of the Tribe's final 10 games.

Freshman forward Quinn McDowell took home the Tribe's rebounding award, leading the Green and Gold on the glass at 4.4 boards per contest. The College also handed out its captain's cups to its quartet of team captains. Stein, Schneider, senior Chris Darnell and junior Sean McCurdy all served as team captains for the squad during the 2008-09 season. W&M Director of Academic Support for Athletics Jason Simms was named the Tribe's Sixth Man Award winner for his hard work and dedication throughout the year.

MCDOWELL, SCHNEIDER EARN CAA AWARDS

Junior David Schneider and freshman Quinn McDowell garnered CAA honors during the 2008-09 season. Schneider earned Third-Team All-CAA accolades



The 2008-09 Tribe Men's Basketball Team Photo

as well as First-Team CAA All-Academic Team honors, while McDowell became the seventh Tribe player in the last eight seasons to be named to the league's All-Rookie Team.

After earning All-Rookie honors as a freshman in 2007 and just missing out on all-league distinction as a sophomore, Schneider gave the College its sixth All-CAA honor under head coach Tony Shaver. It marks the 19th occasion a W&M player has been named to the All-CAA squad, and he became the 14th different player to garner the accolade. Schneider led the Tribe in scoring and ranked seventh in the CAA at 14.1 points per game. He ranked second in the CAA in free throw percentage, third in 3-pointers made per game and 15th in assists per contest.

Schneider became the fourth W&M player to earn two First-Team CAA All-Academic Team honors, joining Matt O'Reilly (1989, 1990) Nick D'Antoni (2004, 2005) and Adam Hess (2002, 2003, 2004). He was the 10th player named to the All-Academic team in Shaver's six seasons.

McDowell became the 18th Tribe player to be named to the league's All-Rookie Team. The Mason, Ohio native garnered CAA Rookie of the Week honors on three occasions. He ranked among top five CAA rookies in minutes, points and rebounds per game as well as field goal, 3-point and free throw percentage. McDowell ranked third on the Tribe in scoring at 9.3 points per game, while leading the team in field goal percentage (50 percent) and rebounding (4.4 per game).

THIRD TIME'S THE CHARM

Freshman forward Quinn McDowell was named CAA Rookie of the Week for the third time on March 2. The Mason, Ohio native was also named the league rookie of the week on Jan. 5 and Feb. 9. McDowell, along with James Madison's Julius Wells, is one of only two league rookies to earn the weekly honor on three occasions in 2008-09. Wells was named the CAA Rookie of the Week on four occasions.

The 6-5, 195-pounder was recently garnered the accolade for averaging 9.5 points per game and shooting 50 percent from the floor in the Tribe's contests at Old Dominion and against Drexel. In the victory over the Dragons, McDowell was one of three Tribe players in double figures with 11 points on 5-of-8 shooting.

McDowell garnered the Feb. 9th honor after averaging 13.5 points and four rebounds in the Tribe's games against two of the top teams in the CAA, Northeastern and VCU. In the Tribe's 68-63 upset of then-CAA-leading Northeastern on Feb. 4, McDowell scored a game and then career-high 19 points on 6-of-10 shooting from the floor and a perfect 6-of-6 from the charity stripe.

The Tribe rookie's first weekly CAA honor came on Jan. 5 after he led W&M in scoring (12.5 ppg) and

rebounding (7 rpg) in its split of games against Harvard and Northeastern. He shot 64.2 percent from the floor and was a perfect 7-of-7 from the free throw line. In the victory over Harvard, McDowell turned in his first collegiate double-double with career marks in points (13) and rebounds (10). He followed that up with 12 points and four rebounds off the bench at Northeastern.

SCHNEIDER NEARS SCHOOL-RECORD MARKS

Junior guard David Schneider finished just shy of a pair of school record in 2008-09. His single-season total of 73 3-pointers and his per game average of triples (2.55) ranked both second in school history behind only Greg Burzell's 1987-88 totals of 75 and 2.59 per game. Schneider established a W&M single season record for 3-pointers attempted with 248. The number is tied for fifth on the all-time CAA list. Schneider also established W&M and CAA single game record for treys attempted with 23 at Liberty on Nov. 29.

3 HEAVY

Like it had the previous two seasons, the Tribe relied heavily on the 3-pointer in 2008-09. Over the three season stretch, W&M produced three of the best statistical seasons when it comes to shooting from long range. In 2007-08, the College established a CAA record for 3-pointers made (257) and 3-pointers attempted (755). The College's 2008-09 totals of 202 threes made and 653 attempted ranked second in school history. Overall it marks the third straight season in which the Tribe has attempted more than 600 3-point field goals and made 200 or more.

HELPING HAND

The College dished out 400-plus assists for the second straight season in 2008-09. After dishing out 441 assists in 2007-08, the Tribe handed out 409 in 2008-09. It marked the first time in 31 years that W&M had enjoyed back-to-back seasons of 400 or more assists. The last time in occurred was during the 1977 and 1978 campaign.

According to Kenpom.com, the College ranked 29th nationally in assist percentage at 61.8 percent. That means that more than 60 percent of the Tribe's made field goals came as a result of assists from teammates. The percentage was second among CAA schools, behind only Old Dominion. The Tribe ranked fourth in the CAA in assists per game at 13.6. On four occasions, W&M eclipsed the 20-assist mark. W&M dished out season-best 23 helpers at Liberty on Nov. 29 and against Haverford on Dec. 20.

2008-09

Record: 10-20
CAA: 5-13, 10th Place

N14	at Penn St.	L	51-65
N16	at Ohio	L	55-74
N19	Norfolk State	W	74-58
N22	Navy (3ot)	L	99-102
N25	Radford	W	73-53
N28	vs. S. Carolina St. ¹	W	74-63
N29	at Liberty ¹ (2ot)	L	74-80
D2	at Loyola (Chicago)	L	61-64
D6	• VCU	L	50-66
D20	Haverford	W	83-50
D31	Harvard	W	67-54
J3	• at Northeastern	L	44-60
J5	• Old Dominion	L	50-62
J7	• at UNCW	W	73-59
J10	• James Madison	L	65-74
J14	• George Mason	L	57-61
J17	• at Delaware	L	62-71
J21	• at Hofstra	L	44-54
J24	• at Drexel	L	49-62
J28	• Towson	L	56-69
J31	• Georgia State	L	51-58
F4	• Northeastern	W	68-63
F7	• at VCU *	L	54-76
F11	• UNCW *	W	69-40
F14	• at James Madison	L	67-76
F18	• at Towson	W	76-54
F21	Manhattan ²	L	39-54
F25	• at Old Dominion *	L	63-64
F28	• Drexel *	W	48-47
M6	vs. James Madison ³	L	48-70

1 - Liberty Thanksgiving Classic, Lynchburg, Va. (Vines Center); 2 - O'Reilly ESPNU Bracket-Busters; 3 - CAA Tournament, Richmond, VA (Richmond Coliseum)

STIFLING DEFENSE

In its victory over UNCW on Feb. 11, the Tribe limited the Seahawks to 22.7 percent shooting from the floor and 40 total points. UNCW entered the game leading the CAA in scoring at 73.4 points per contest. The defensive performance was a record-setting one for the Tribe as the Seahawks field goal percentage was the lowest ever for a CAA opponent against the College. W&M limited UNCW to the lowest point total for a Green and Gold league foe since 1984. The last time a Tribe conference opponent finished with fewer than 40 points was during the 1984 ECAC Tournament when East Carolina scored 32 in a 47-32 Tribe win.

ROOKIE STARTERS

In each of the Tribe's last 14 contests, the first five on the court included the freshman pair of Kendrick Brown and Quinn McDowell. The pair put up impressive numbers as starters in those contests. Over the stretch, McDowell ranked second on the team at 10.8 points per game to go along with a team-best 4.6 rebounds per game. Brown, on the other hand, was more of a floor general. He has led the squad in assists on five occasions. He registered three assists compared to just one turnover in both games at Delaware and Hofstra, before handing out four assists at Drexel. Brown dished out a career-high tying five helpers vs. Towson. In the College's most recent at Towson, he finished with an impressive stat line of a career best 10 rebounds to go along with four assists compared to zero turnovers.

DYNAMIC DUO

The Tribe possessed one of the best 1-2 scoring punches in the CAA in juniors Danny Sumner and David Schneider. Schneider ranked seventh in the CAA at 14.1 points per game, while Sumner is 12th at 13.2. W&M is one of three schools in the league with two players among the top 12 in scoring. The duo accounted for 810

of the Tribe's 1844 points last season, which equates to 43.9 percent. In 25 of the Tribe's 30 games in 2008-09, either Sumner, Schneider or both led the Tribe in scoring with Sumner leading the way on 15 occasions and Schneider 11 times.

On four occasions in 2008-09, both Sumner and Schneider scored 20 or more points. In W&M's home-opening win over Norfolk State, the duo both scored 20-plus points, becoming the first W&M pair to pull the trick since 2005. In W&M's 3OT loss to Navy, Schneider and Sumner became only the second set of teammates in W&M history to score 30 or more points in the same game. Both turned in career-best totals as Schneider scored a game-high 31 points and Sumner added 30 points. The feat last occurred during the 1967-68 season.

DOUBLE-DOUBLES ALL AROUND

Junior guard David Schneider became the third Tribe player this season to register a double-double, finishing with 15 points and 11 rebounds against George Mason on Jan. 14. Fellow classmate Danny Sumner had a double-double earlier this season against Navy, while freshman Quinn McDowell notched a double-double at home in the Tribe's win over Harvard. It marks the first time since the 2003-04 season that three different Tribe players registered a double-double during the season. Going into last season, no Tribe player had accomplished the feat in three seasons. During the 2003-04 season, Nick D'Antoni, Zeb Cope, Adam Hess and Corey Cofield each registered double-doubles during that campaign.

MCDDOUBLE-DOUBLE

Freshman forward Quinn McDowell became the second W&M player in 2008-09 to register a double-double, finishing with 13 points and 10 rebounds. Both totals were season highs as McDowell became the first Tribe rookie since Corey Cofield in 2004 to register a double-double. Cofield had six double-doubles during his freshman year in 2003-04 on his way to earning CAA Rookie of the Year honors. McDowell is the second and one of only four freshmen in the CAA last season to register a double-double.

SCHOOL AND LEAGUE RECORDS FALL

In the Tribe's 80-74 overtime loss at Liberty in the championship game of the Liberty Thanksgiving Classic, W&M set a pair of school and CAA records. The College attempted a program-high 46 3-pointers, bettering the previous mark of 39 set last season in a victory over UNC Wilmington. The total also topped the CAA record of 45 attempted by VCU in 2003 and Navy in 1990. Junior guard David Schneider not only bettered the W&M school record for 3-pointers attempted in a game with 23, but also topped the CAA mark. The previous school mark as well as the CAA record was 16 by W&M's Greg Burzell at Richmond in 1988.

OVERTIME

In the championship game of the Liberty Thanksgiving Classic, W&M played its second multiple overtime game of the season. In fact, the Tribe played a triple overtime game against Navy (Nov. 22) and a double overtime contest vs. Liberty (Nov. 29) in a week time frame. It marked the first time in school history that W&M played a triple OT and double OT game in the same season. The only other time W&M played two multiple OT games in a season was during the 1978-79 season when it played double OT games against East Carolina and Davidson. Those two games came nine days apart on Jan. 30, 1979 and Feb. 8, 1979.

The Tribe's triple overtime setback to Navy on Nov. 22 marked the fifth time in W&M history that the program played three overtime periods. The Green and Gold also played three OTs in 1949 against George Washington in the Southern Conference Tournament, in 1958 against Richmond, in 1961 against Furman in the Southern Conference Tournament and against Virginia Tech in 1981.

SUMNER FIVE STRAIGHT 20-POINT EFFORTS

Junior wing Danny Sumner became the first W&M player in nearly 40 years to score 20-plus points in five straight games from Nov. 19-29. He tallied his fifth straight game with 20 or more points, pouring in a game-high 23 points in the championship game of the Liberty Classic against the host Flames. During the streak, the Fairfax, Va., native added 20 points against South Carolina State (Nov. 28), 24 vs. Norfolk State (Nov. 19), a career-high 30 points against Navy (Nov. 22) and 21 points vs. Radford (Nov. 25). He became the first Tribe player since Bob Sherwood during the 1969-70 season to tally five straight games of 20 or more points. Sherwood had six consecutive games of 20-plus points against Richmond (21), at Duke (22), George Washington (20), Virginia Tech (23), VMI (22) and Virginia (20).

30 AND 10

Junior Danny Sumner was sensational for the Tribe in its triple overtime loss to Navy, finishing with the program's first double-double in three seasons with 30 points and 11 rebounds. The fact that makes those numbers more impressive is that its the first time a Tribe player has scored 30 or more points and pulled down 10 or more rebounds in a game since 1961. All-American Jeff Cohen pulled the trick with 49 points and 31 rebounds against Richmond during the 1961 campaign.

SUMNER NAMED CAA PLAYER OF THE WEEK

Junior Danny Sumner was named Colonial Athletic Association co-Player of the Week on Nov. 24. The 6-7 wing averaged 27 points and eight rebounds per game in the Tribe's first two home games of the season and shared the honor with Northeastern's Matt Janning.

In the home-opener against Norfolk State, Sumner scored a then-career high 24 points on 9-of-13 shooting from the floor in leading the College to a 74-58 win. The Fairfax, Va., native followed that performance by eclipsing his career mark for the second straight night, scoring 30 points and pulling down 11 rebounds. It was the first W&M double-double in three seasons. Sumner was 11-of-22 from the floor and 4-of-9 from 3-point range against the Midshipmen. With just five seconds remaining in regulation, the Tribe junior knocked down a trey from the left side to cap a 12-point W&M rally and send the game to OT. For the week, Sumner shot 60.6 percent (20-of-35) from the floor and 50 percent (7-of-14) from 3-point range.



Danny Sumner was named the Tribe's MVP for 2008-09.

2008-09 OVERALL SEASON STATISTICS

#	Player	GP/GS	Min-Avg	TOTAL			3-PTS		REBOUNDS			PF-FO	A	TO	Blk	Stl	Pts-Avg
				FG-FGA	Pct	3FG-FGA	Pct	FT-FTA	Pct	Off-Def	Tot-Avg						
02	Schneider, David	29-28	960-33.1	129-379	.340	73-248	.294	77-91	.846	25-77	102-3.5	76-3	78	43	2	38	408-14.1
22	Sumner, Danny	30-24	927-30.9	149-373	.399	54-167	.323	50-93	.538	35-96	131-4.4	53-0	37	59	14	15	402-13.4
20	McDowell, Quinn	30-15	855-28.5	99-198	.500	26-68	.382	55-69	.797	40-93	133-4.4	40-0	31	40	1	21	279-9.3
15	Stein, Peter	30-22	678-22.6	59-136	.434	6-20	.300	29-50	.580	39-88	127-4.2	77-2	54	62	12	16	153-5.1
03	Darnell, Chris	27-17	573-21.2	35-96	.365	10-47	.213	31-37	.838	35-68	103-3.8	53-1	36	40	9	11	111-4.1
24	McCurdy, Sean	23-10	482-21.0	33-80	.413	7-25	.280	21-29	.724	9-41	50-2.2	46-1	56	54	0	27	94-4.1
04	Smith, Alex	18-4	168-9.3	24-49	.490	4-7	.571	20-29	.690	19-23	42-2.3	19-0	3	6	2	3	72-4.0
45	Kitts, Marcus	29-8	343-11.8	48-85	.565	0-0	.000	13-45	.289	37-43	80-2.8	45-1	22	26	11	13	109-3.8
01	Brown, Kendrix	29-22	652-22.5	36-94	.383	12-32	.375	22-37	.595	24-76	100-3.4	62-0	63	44	9	23	106-3.7
12	McFadden, Matt	27-0	352-13.0	31-77	.403	10-39	.256	2-11	.182	6-22	28-1.0	16-0	22	30	2	10	74-2.7
00	Hess, Steven	24-0	134-5.6	15-25	.600	0-0	.000	6-10	.600	11-19	30-1.3	14-0	7	11	7	3	36-1.5
TM TEAM										51-46	97-3.2	2		10			0
Total		30		658-1592	.413	202-653	.309	326-501	.651	331-692	1023-34.1	503-8	409	425	69	180	1844-61.5
Opponents		30		681-1598	.426	192-574	.334	349-492	.709	310-704	1014-33.8	523-10	373	387	110	222	1903-63.4

2008-09 CAA STATISTICS

#	Player	GP/GS	Min-Avg	TOTAL			3-PTS		REBOUNDS			PF-FO	A	TO	Blk	Stl	Pts-Avg
				FG-FGA	Pct	3FG-FGA	Pct	FT-FTA	Pct	Off-Def	Tot-Avg						
02	Schneider, David	17-16	554-32.6	81-226	.358	40-139	.288	40-50	.800	18-53	71-4.2	42-1	39	28	1	20	242-14.2
22	Sumner, Danny	18-13	510-28.3	70-201	.348	26-93	.280	26-43	.605	15-50	65-3.6	30-0	25	33	9	6	192-10.7
20	McDowell, Quinn	18-13	557-30.9	66-127	.520	21-44	.477	34-44	.773	19-60	79-4.4	26-0	19	27	1	13	187-10.4
15	Stein, Peter	18-11	404-22.4	31-81	.383	4-10	.400	10-28	.357	28-50	78-4.3	44-1	32	35	6	7	76-4.2
01	Brown, Kendrix	18-13	405-22.5	24-58	.414	9-21	.429	15-19	.789	14-40	54-3.0	40-0	38	26	4	15	72-4.0
24	McCurdy, Sean	17-7	346-20.4	21-58	.362	5-18	.278	18-25	.720	5-30	35-2.1	35-1	36	36	0	19	65-3.8
45	Kitts, Marcus	17-7	177-10.4	28-39	.718	0-0	.000	5-19	.263	18-22	40-2.4	25-0	12	12	7	8	61-3.6
03	Darnell, Chris	15-6	268-17.9	16-48	.333	3-18	.167	18-23	.783	16-31	47-3.1	27-0	11	18	5	6	53-3.5
04	Smith, Alex	14-4	131-9.4	15-36	.417	3-6	.500	11-17	.647	12-16	28-2.0	13-0	3	5	1	1	44-3.1
12	McFadden, Matt	15-0	151-10.1	13-34	.382	5-19	.263	1-8	.125	2-9	11-0.7	6-0	8	10	0	4	32-2.1
00	Hess, Steven	16-0	97-6.1	9-13	.692	0-0	.000	4-6	.667	5-14	19-1.2	8-0	4	6	6	2	22-1.4
TM Team										30-27	57-3.2	1		8			0
Total		18		374-921	.406	116-368	.315	182-282	.645	182-402	584-32.4	297-3	227	244	40	101	1046-58.1
Opponents		18		386-925	.417	121-354	.342	223-297	.751	180-425	605-33.6	303-5	232	216	74	131	1116-62.0

2008-09 TEAM AND PLAYER GAME HIGHS

WILLIAM AND MARY

Points	99	vs. Navy (11/22/08)
Field Goals Made	35	vs. Navy (11/22/08)
Field Goal Attempts	74	vs. Navy (11/22/08)
Field Goal Percentage	574 (27-47)	at UNCW (1/7/09)
3 PT Field Goals Made	14	vs. Navy (11/22/08)
3 PT FG Attempts	46	at Liberty (11/29/08)
3 PT FG Percentage	.471 (8-17)	vs. Towson (1/28/09)
Free Throws Made	28	vs. Radford (11/25/08)
Free Throw Attempts	32	vs. Radford (11/25/08)
Free Throw Percentage	.875 (28-32)	vs. Radford (11/25/08)
Rebounds	50	vs. UNCW (2/11/09)
	50	vs. Harvard (12/31/08)
Assists	23	vs. Haverford (12/20/08)
	23	at Liberty (11/29/08)
Steals	16	vs. Haverford (12/20/08)
	13	vs. Hofstra (2/6/08)
Blocked Shots	5	at Hofstra (1/21/09)
	5	at UNC Wilmington (1/7/08)

PLAYER

Points	31	David Schneider vs. Navy (11/22/08)
Field Goals Made	11	Danny Sumner vs. Navy (11/22/08)
Field Goal Attempts	23	David Schneider at Liberty (11/29/08)
	23	David Schneider vs. Navy (11/22/08)
FG PCT (min 5 made)	1.000 (6-6)	Alex Smith vs. Haverford (12/20/08)
3 PT FG Made	7	David Schneider at Liberty (11/29/08)
	7	David Schneider vs. Navy (11/22/08)
3 PT FG Attempts	23	David Schneider at Liberty (11/29/08)
3-PT FG Pct.	1.000 (3-3)	Quinn McDowell vs. Towson (1/28/09)
(min 2 made)		
Free Throws Made	9	Danny Sumner at Northeastern (1/3/09)
Free Throw Attempts	11	Danny Sumner at Northeastern (1/3/09)
FT PCT (min 3 made)	1.000 (8-8)	David Schneider vs. Radford (11/25/07)
Rebounds	11	David Schneider vs. George Mason (1/14/09)
	11	Peter Stein vs. VCU (12/6/08)
	11	Danny Sumner vs. Navy (11/22/08)
Assists	8	Sean McCurdy vs. Haverford (12/20/08)
Steals	4	David Schneider vs. George Mason (1/14/09)
	4	David Schneider vs. Radford (11/25/08)
Block Shots	2	Eight Times

'09-10 TRIBE BASKETBALL

HISTORY

MARCUS
SOPHOMORE FORWARD
KITTS



WWW.TRIBEATHLETICS.COM

COACHING RECORDS

Year	Coach	W-L	Pct
1905-06	J. Merrill Blanchard	4-1	.800
1906-07	H.W. Withers	1-4	.200
1907-08	F.M. Crawford	1-4	.200
1908-09	F.M. Crawford	7-3	.700
1909-10	F.M. Crawford	1-3	.250
1910-11	F.M. Crawford	3-1	.750
1911-12	W.J. Young	2-5	.286
1912-13	W.J. Young	8-1	.889
1913-14	D.W. Draper	3-6	.333
1914-15	D.W. Draper	5-8	.385
1915-16	D.W. Draper	7-4	.636
1916-17	S.H. Hubbard	4-9	.308
1917-18	H.K. Young	6-11	.353
1918-19	V.M. Geddy	3-6	.333
1919-20	James G. Driver	5-7	.417
1920-21	James G. Driver	8-3	.727
1921-22	James G. Driver	10-2	.833
1922-23	James G. Driver	8-4	.667
1923-24	J. Wilder Tasker	7-13	.350
1924-25	J. Wilder Tasker	11-6	.647
1925-26	J. Wilder Tasker	9-8	.529
1926-27	J. Wilder Tasker	7-8	.467
1927-28	J. Wilder Tasker	16-4	.800
1928-29	L. Tucker Jones	9-11	.450
1929-30	John Kellison	16-6	.727
1930-31	John Kellison	13-4	.765
1931-32	John Kellison	13-6	.684
1932-33	John Kellison	13-5	.722
1933-34	John Kellison	4-9	.308
1934-35	Tom Dowler	10-5	.667
1935-36	Tom Dowler	11-6	.647

SOUTHERN CONFERENCE

Year	Coach	Overall		Conference		
		W-L	Pct	W-L	Pct.	Place
1936-37	Tom Dowler	0-18	.000	0-13	.000	16th
1937-38	John Kellison	2-10	.167	0-8	.000	15th
1938-39	John Kellison	9-12	.429	4-9	.308	12th
1939-40	Dwight Steussey	13-10	.565	6-5	.545	8th
1940-41	Dwight Steussey	15-10	.600	8-3	.727	2nd
1941-42	Dwight Steussey	15-9	.625	8-4	.667	5th
1942-43	Dwight Steussey	11-10	.524	6-4	.600	6th
1943-44	Rube McCray	10-11	.476	1-3	.250	10th
1944-45	Rube McCray	7-10	.412	3-4	.429	7th
1945-46	S.B. Holt	10-10	.500	5-5	.500	6th
1946-47	Richard F. Gallagher	14-12	.538	6-6	.500	9th
1947-48	Bernard E. Wilson	13-10	.565	8-7	.533	8th
1948-49	Bernard E. Wilson	24-10	.706	10-3	.769	2nd
1949-50	Bernard E. Wilson	23-9	.719	12-4	.750	2nd
1950-51	Bernard E. Wilson	20-11	.645	13-6	.684	4th
1951-52	H. Lester Hooker	15-13	.536	10-6	.625	8th
1952-53	Boydston H. Baird	10-13	.435	6-13	.316	12th
1953-54	Boydston H. Baird	9-14	.391	6-5	.545	5th
1954-55	Boydston H. Baird	11-14	.440	7-5	.583	6th
1955-56	Boydston H. Baird	12-14	.462	9-7	.563	5th
1956-57	Boydston H. Baird	9-18	.333	7-11	.389	6th
1957-58	William B. Chambers	15-14	.517	9-9	.500	5th
1958-59	William B. Chambers	13-11	.542	7-7	.500	4th
1959-60	William B. Chambers	15-11	.577	10-5	.667	3rd
1960-61	William B. Chambers	14-10	.583	9-6	.600	4th
1961-62	William B. Chambers	7-17	.292	5-11	.313	8th
1962-63	William B. Chambers	15-9	.625	10-5	.667	3rd
1963-64	William B. Chambers	9-13	.409	5-9	.357	7th
1964-65	William B. Chambers	12-13	.480	6-8	.429	6th
1965-66	William B. Chambers	13-12	.520	8-3	.727	3rd
1966-67	Warren Mitchell	14-11	.560	8-5	.615	3rd
1967-68	Warren Mitchell	6-18	.250	4-10	.286	8th
1968-69	Warren Mitchell	6-20	.231	3-8	.273	7th
1969-70	Warren Mitchell	11-16	.407	5-7	.417	5th
1970-71	Warren Mitchell	11-16	.408	7-3	.700	2nd
1971-72	Warren Mitchell	10-17	.370	6-4	.600	3rd
1972-73	Ed Ashnault	10-17	.370	5-6	.455	5th
1973-74	Ed Ashnault	9-18	.333	5-6	.455	5th
1974-75	George Balanis	16-12	.571	6-5	.545	3rd
1975-76	George Balanis	15-13	.536	8-3	.727	2nd
1976-77	George Balanis	16-14	.533	7-4	.636	4th
Totals	41 seasons	489-530	.480	268-255	.512	

ECAC SOUTH

Year	Coach	Overall		Conference		
		W-L	Pct	W-L	Pct.	Place
1977-78	Bruce Parkhill	16-10	.615			
1978-79	Bruce Parkhill	9-17	.346			
1979-80	Bruce Parkhill	12-15	.444			
1980-81	Bruce Parkhill	16-12	.571			
1981-82	Bruce Parkhill	16-12	.571			
1982-83	Bruce Parkhill	20-9	.690	9-0	1.000	1st
1983-84	Barry Parkhill	14-14	.500	6-4	.500	2nd
1984-85	Barry Parkhill	16-12	.571	9-5	.643	4th
Totals	Eight seasons	119-101	.541	24-9	.727	

COLONIAL ATHLETIC ASSOCIATION


Year	Coach	Overall		Conference		
		W-L	Pct	W-L	Pct.	Place
1985-86	Barry Parkhill	8-20	.286	3-11	.214	6th
1986-87	Barry Parkhill	5-22	.185	2-12	.143	8th
1987-88	Chuck Swenson	10-19	.345	5-9	.357	6th
1988-89	Chuck Swenson	5-23	.179	3-11	.214	7th
1989-90	Chuck Swenson	6-22	.214	2-12	.143	8th
1990-91	Chuck Swenson	13-15	.464	6-8	.429	5th
1991-92	Chuck Swenson	10-19	.345	3-11	.214	7th
1992-93	Chuck Swenson	14-13	.519	6-8	.429	4th
1993-94	Chuck Swenson	4-23	.148	2-12	.143	8th
1994-95	Charlie Woollum	8-19	.296	6-8	.429	6th
1995-96	Charlie Woollum	10-16	.385	6-10	.375	6th
1996-97	Charlie Woollum	12-16	.429	8-8	.500	5th
1997-98	Charlie Woollum	20-7	.741	13-3	.813	1st
1998-99	Charlie Woollum	8-19	.296	3-13	.188	8th
1999-00	Charlie Woollum	11-17	.393	6-10	.375	6th
2000-01	Rick Boyages	11-17	.393	7-9	.438	5th
2001-02	Rick Boyages	10-19	.345	7-11	.389	6th
2002-03	Rick Boyages	12-16	.429	7-11	.389	8th
2003-04	Tony Shaver	7-21	.250	4-14	.222	8th
2004-05	Tony Shaver	8-21	.276	3-15	.167	8th
2005-06	Tony Shaver	8-20	.286	3-15	.167	T10th
2006-07	Tony Shaver	15-15	.500	8-10	.444	T7th
2007-08	Tony Shaver	17-16	.515	10-8	.556	5th
2008-09	Tony Shaver	10-20	.333	5-13	.278	10th
Totals	24 seasons	242-435	.357	128-252	.337	

No Conference

No Conference	225-173	.565			
Southern Conference	489-530	.480	268-255	.512	
ECAC South	119-101	.541	24-9	.727	
CAA	242-435	.357	128-252	.337	
Totals	1075-1239	.465	420-516	.449	

ALL-TIME COACHING RECORDS

Coach	Record	Pct.	Coach	Record	Pct.
J. Merrill Blanchard	4-1	.800	S.B. Holt	10-10	.500
H.W. Withers	4-1	.800	Richard F. Gallagher	14-12	.538
F.M. Crawford	12-11	.522	Bernard E. Wilson	80-40	.667
W.J. Young	10-6	.625	H. Lester Hooker	15-13	.536
D.W. Draper	15-18	.454	Boydston H. Baird	51-73	.411
S.H. Hubbard	4-9	.307	Bill Chambers	113-110	.507
H.K. Young	6-11	.352	Warren Mitchell	58-98	.372
V.M. Geddy	3-6	.333	Ed Ashnault	19-35	.352
James G. Driver	31-17	.646	George Balanis	47-39	.546
J. Wilder Tasker	49-44	.527	Bruce Parkhill	89-75	.543
L. Tucker Jones	9-11	.450	Barry Parkhill	43-68	.387
John Kellison	70-52	.574	Chuck Swenson	62-134	.316
Tom Dowler	21-29	.420	Charlie Woollum	69-84	.423
Dwight Steussey	53-40	.570	Rick Boyages	33-52	.388
Rube McCray	16-22	.421	Tony Shaver	65-113	.365



NCAA RECORDS

Rebounds (Individual, Single Game)

51 Bill Chambers vs. Virginia (2/14/53)

PLAYER AWARDS

U.S. Basketball Writers Association Most Courageous Award

1978 John Kratzer

All-America

1949 Chet Giermak
(Helms Athletic Foundation)
1950 Chet Giermak (NABC-2)
1953 Bill Chambers
(Helms Athletic Foundation)
1955 Johnny Mahoney
(Helms Athletic Foundation-3)
1961 Jeff Cohen
(Helms Athletic Foundation)
1981 Mike Strayhorn (HM)

Academic All-America


1950 Chet Giermak
1983 Keith Cieplicki (3)
1984 Keith Cieplicki (3)
1985 Keith Cieplicki (1)
2003 Adam Hess (2)
2004 Adam Hess (1)

NCAA Post-Graduate Scholarship

1985 Keith Cieplicki
2004 Adam Hess

NABC All-District

1950 Chet Giermak
1952 Bill Chambers (HM)



Bill Chambers earned All-America honors from the Helms Athletic Foundation in 1953.

1961 Jeff Cohen (HM)
1981 Mike Strayhorn (2)
1983 Keith Cieplicki (2)
1985 Keith Cieplicki (2)
1988 Tim Trout (2)
1998 Randy Bracy (1)
2003 Adam Hess (1)
2004 Adam Hess (1)

State Player of the Year

1965 Martin Morris
2003 Adam Hess (VaSID)

VaSID All-State Team

2003 Adam Hess
2004 Adam Hess

VaSID Academic All-State

2003 Adam Hess
2004 Adam Hess (HM)

Southern Conference Athlete of the Year


1961 Jeff Cohen

Southern Conference Men's Basketball Player of the Year

1961 Jeff Cohen
1971 Tom Jasper

All-Southern Conference

1947 Chet Giermak (2)
1949 Chet Giermak (1)
1950 Chet Giermak (1)
1951 Perry Lewis (2)
Ed McMillan (2)
1952 Bill Chambers (2)
1953 Bill Chambers (2)
1958 Roy Lange (1)
1959 Roy Lange (1)
Jeff Cohen (2)
1960 Jeff Cohen (1)
Bev Vaughan (2)
1961 Jeff Cohen (1)
1963 Roger Bergey (2)
1964 Dave Hunter (2)
1966 Ben Pomeroy (1)
1967 Ben Pomeroy (1)
Ron Panneton (2)
1968 Bob Sherwood (1)
1970 Bob Sherwood (2)
1971 Tom Jasper (1)
Steve Dodge (2)
1972 Jeff Trammell (2)
1973 Mike Arizin (2)
1974 Mike Arizin (2)
1975 Ron Satterthwaite (1)
1976 John Lowenhaupt (1)
Ron Satterthwaite (2)
1977 John Lowenhaupt (2)



Ben Pomeroy was a two-time First-Team All-Southern Conference selection.

Southern Conference Tournament MVP

1948 Jere Bunting
1949 Chet Giermak

Southern Conference All-Tournament Team

1942 Glenn Knox (1)
Al Vandeweghe (1)
1945 Stan Magdziak (2)
1948 Jere Bunting (1)
1949 Chet Giermak (1)
1950 Ed McMillan (1)
1951 Ed McMillan (1)
1952 Bill Chambers (2)
1958 Jeff Cohen (1)
Roy Lange (1)
1959 Jeff Cohen (1)
Roy Lange (1)
1960 Jeff Cohen (1)
1961 Jeff Cohen (1)
Roger Bergey (2)
1963 Bob Harris (2)
1965 Martin Morris (1)
Walter Wenk (1)
Ben Pomeroy (2)
1966 Tim Walter (2)
1967 Ron Panneton (2)
1970 Bob Sherwood (2)
1971 Tom Jasper (1)
1972 Jeff Trammell (1)
Jerry Fisher (2)
1973 Tom Pfingst (1)
Mike Arizin (2)
1974 Mike Arizin (1)
1975 John Lowenhaupt (1)
Ron Satterthwaite (1)
1976 Ron Satterthwaite (1)



Thomas Roberts was a three-time Second-Team All-CAA selection.

Southern Conference Player of the Week

- 1970 Bob Sherwood (wk 2)
- 1971 Tom Jasper (wk 6)
- 1973 Matt Courage (wk 2)
Mike Arizin (wk 9)
- 1974 Mike Arizin (wk 2)
- 1975 John Lowenhaupt (wk 11)
- 1976 Ron Satterthwaite (wk 1)
Ron Satterthwaite (wk 9)
John Lowenhaupt (wk 10)

All-ECAC South

- 1981 Mike Strayhorn (1)
- 1983 Keith Cieplicki (1)
Brant Weidner (1)
- 1984 Keith Cieplicki (1)
- 1985 Keith Cieplicki (1)

ECAC South

All-Tournament Team

- 1983 Keith Cieplicki
Kevin Richardson
- 1985 Keith Cieplicki

ECAC South All-Star Team

- 1981 Mike Strayhorn

CAA Rookie of the Year

- 1990 Thomas Roberts
- 2004 Corey Cofield

All-CAA

- 1988 Tim Trout (2)
- 1989 Tom Bock (2)
- 1991 Thomas Roberts (2)
- 1992 Thomas Roberts (2)
- 1993 Thomas Roberts (2)
- 1995 Kurt Small (2)
- 1996 David Cully (2)

- 1997 Bobby Fitzgibbons (2)
- 1998 Randy Bracy (1)
Terence Jennings (2)
- 2000 Jim Moran (2)
- 2001 Jim Moran (2)
- 2002 Mike Johnson (2)
- 2003 Adam Hess (1)
- 2004 Adam Hess (1)
Corey Cofield (3)
- 2005 Corey Cofield (3)
- 2007 Adam Payton (3)
- 2008 Laimis Kisielius (3)
- 2009 **David Schneider (3)**

CAA All-Rookie Team

- 1987 Curtis Pride
- 1988 Jimmy Apple
- 1989 Scott Smith
- 1990 Thomas Roberts
- 1991 Chris Jensen
- 1992 Kurt Small
- 1996 Randy Bracy
- 1998 Jim Moran
Bill Phillips
- 2000 Adam Duggins
- 2002 Nick D'Antoni
- 2003 Jack Jenkins
- 2004 Corey Cofield
- 2005 Laimis Kisielius
- 2006 Calvin Baker
- 2007 **David Schneider**
- 2009 **Quinn McDowell**

CAA All-Defensive Team

- 1988 Curtis Pride
- 1989 Curtis Pride
- 1991 Derrick Peters
- 1992 Derrick Peters
- 1994 David Cully
- 1995 David Cully
- 1996 David Cully
- 1997 Shaka Arnold
- 1998 Terence Jennings
- 2000 Jim Moran

CAA All-Tournament Team

- 1988 Tim Trout
- 1997 Randy Bracy
- 2008 Laimis Kisielius
- 2008 **David Schneider**
- 2008 **Danny Sumner**

CAA Male Scholar-Athlete of the Year

- 2004 Adam Hess

CAA Men's Basketball Scholar-Athlete of the Year

- 2003 Adam Hess
- 2004 Adam Hess
- 2008 **David Schneider**

CAA All-Academic Team

- 1988 Tim Trout
- 1989 Matt O'Reilly
- 1990 Matt O'Reilly
- 2002 Adam Hess
- 2003 Adam Duggins
Adam Hess
- 2004 Nick D'Antoni
Adam Hess
- 2005 Nick D'Antoni
- 2006 Hawley Smith
- 2007 Adam Trumbower (1)
Laimis Kisielius (2)
Kyle Carrabine (2)
- 2008 **David Schneider (1)**
Laimis Kisielius (2)
Chris Stratton (2)
- 2009 **David Schneider (1)**

COACH AWARDS

NABC District Coach of the Year

- 1983 Bruce Parkhill
- 1998 Charlie Woollum

ECAC South Coach of the Year

- 1983 Bruce Parkhill

CAA Coach of the Year

- 1983 Bruce Parkhill
- 1998 Charlie Woollum
- 2008 **Tony Shaver**

CollegelInsider.com

CAA Coach of the Year

- 2007 **Tony Shaver**
- 2008 **Tony Shaver**

CollegelInsider.com Mid-Major Coach of the Year Finalist

- 2008 **Tony Shaver**



Tony Shaver was a finalist for CollegelInsider.com Mid-Major Coach of the Year after earning CAA Coach of the Year honors in 2008.

ZEB COPE
JDA DIJON BOURGOGNE
FRANCE - PRO A LEAGUE
AT W&M 2001-04

Played his third season playing in the French Pro A League in 2008-09, but switched over to JDA Dijon Bourgogne after playing the previous two seasons with Entente Orleans 45 of the French Pro A league ... In 2008-09, averaged 7.1 points, 2.7 rebounds and 1.3 assists for JDA Dijon Bourgogne, while shooting 41.7 percent from the floor and 36.4 percent from 3-point range ... After averaging 10 points and five rebounds per game in his first season with Orleans, averaged 10.9 points and 4.9 rebounds per game last year ... Had back-to-back games of 20-plus points with 24 against Strasbourg on Jan. 5 and 23 versus Dijon on Jan. 11 ... Played his first two professional seasons in Switzerland with BC Boncourt ... Helped Boncourt from the top division in Switzerland advance to the finals of the LNA Championship in 2005-06, after the team claimed the Swiss regular season crown with an 18-4 record ... Ranked fifth in the LNA with 9.8 rebounds per game ... Averaged 12.0 points and 6.0 rebounds per game as a senior at W&M, shooting .379 from the three-point line, the 11th-best single-season mark in school history.

ADAM HESS
CB TARRAGONA
SPAIN - LEB GOLD LEAGUE
AT W&M 2002-04

Signed with CB Tarragona in Spain for the 2009-10 season ... CB Tarragona earned promotion to the LEB Gold League, the second division in Spain, after winning the Silver League crown last season ... Returned to the German Bundesliga for his second year with the Artland Dragons in 2008-09 after spending the previous year with Roanne of the French Pro A League ... Averaged 13.6 points, 4.2 rebounds and 1.2 assists in his return to Artland last season, while shooting 59.1 percent from the floor and 39.8 percent from 3-point range ... Spent the 2006 and 2007 NBA Las Vegas Summer Leagues playing for the Phoenix Suns ... Played with Artland in 2006-07 and earned Second-Team All-Bundesliga honors while ranking fourth in the league in scoring ... Named an all-star on three occasions in both Germany and the Czech Republic ... Started professional career playing two seasons with BK ECM Nymburk in the NBL, the top division in the Czech Republic, helping the team to back-to-back league championships ... In 2005-06, was named to the Czech league's All-Imports list as well as second-team all-league after ranking fourth in the NBL in the value index ratings ... Won the NBL three-point shooting competition in 2004 ... First-Team Academic All-American at W&M, was twice voted to the CAA first team and became the first Tribe player to lead the league in scoring with 20.3 points per game in 2003-04 ... Ended his W&M career ranked sixth in school history with an average of 17.9 points per game.

LAIMIS KISIELIUS
FERRO-ZNTU ZAPOROHYE
UKRAINE - UBL
AT W&M 2005-08

Will return to Ferro-ZNTU Zaporozhye for his second pro season in the Ukrainian UBL ... Spent parts of his first professional season playing in Lithuania and Ukraine ... After starting the season with BC Siauliai in Lithuania, he moved to Ferro-ZNTU Zaporozhye in the Ukraine ... Averaged 9.8 points per game in just 19.6 minutes of action for Ferro-ZNTU, while adding 2.5 rebounds and 0.9 assists per game ... Led the Tribe to the CAA Championship Game as a senior, earning CAA All-Tournament Team honors ... Averaged 16.8 points per game in the CAA Tournament, including game-highs of 23 in the semifinals and VCU and 22 in the Championship against Mason ... Earned Third-Team All-CAA honors a senior and became the 22nd player in school history to score over 1,100 career points.



Adam Hess
CB Tarragona (LEB Gold League in Spain)



Adam Payton
Lille Metropole (French Pro B League)



Sherman Rivers
Sheffield Sharks (British Basketball League)

JIM MORAN
KALISE GRAN CANARIA
SPAIN - ACB LEAGUE
AT W&M 1998-2001

Played his ninth season with Gran Canaria of the ACB (top division) in Spain during the 2008-09 campaign ... Last season, finished with averages of 7.1 Points, 1.6 rebounds and 1.3 assists per game, while shooting 51.4 percent from the field, 38.7 percent from 3-point range and 74.3 percent from the free throw line ... Averaged 5.9 points, 1.7 rebounds and 1.2 assists per game in 23 contests and shot 45 percent from 3-point range last season ... Scored 14 points, including a 4-of-5 effort from the field and 2-of-3 shooting from 3-point range, on Feb. 3 in an 86-74 win over Iurbentia Bilbao ... Played in all 34 regular season games in 2006-07, averaging 7.6 points while shooting 35 percent from three-point range to go along with 2.7 rebounds per game ... Ended his college career with 1,324 points, 13th in Tribe history, and ranks sixth at W&M with 141 career three-point field goals.


ADAM PAYTON
LILLE METROPOLE
FRANCE - PRO B LEAGUE
AT W&M 2004-07

Returns to Lille Metropole in France after helping the squad to the French N1 League Championship and a promotion into the French Pro B League ... Lille won the French N1 League last season with a 28-6 overall record ... Averaged 13.8 points, 2.2 assists, 1.9 rebounds and 1.6 steals per game in his first season with Lille Metropole ... Played his first season of professional basketball with BC Boncourt of the LNA league in Switzerland ... Averaged 13.7 points, 3.0 rebounds, 3.6 assists, and 2.1 steals per game ... Ranked second on the team in scoring, evaluation (14.4 per game) and minutes played (32.5) ... Led Boncourt in assists and steals ... Ranked 10th in the LNA in steals per game ... Garnered Third-Team All-CAA honors as a senior with W&M in 2007 ... Led the Tribe in scoring and rebounds as a senior with 13.8 points and 4.0 rebounds per game ... Finished his W&M career averaging 10.5 points and 3.3 rebounds per game over two seasons, while shooting 47.8 percent from the field.

SHERMAN RIVERS
SHEFFIELD SHARKS
ENGLAND - BBL
AT W&M 2000-03

Returned to the same place where he started his professional career in 2008-09 and averaged 12.9 points, 4.2 rebounds, 2.8 assists and 1.3 steals per game in 2008-09 with the Sharks ... Played 2007-08 for Academica de Coimbra of the Portuguese Proliga ... Averaged 9.7 points, 3.7 rebounds and 1.6 assists per game with Academica ... Played two seasons for BK Sadska of the NBL (top division) in the Czech Republic ... Averaged 13.8 points and 2.8 rebounds per game in his first season with BK Sadska in 2005-06 and averaged 12.2 points, 4.0 rebounds and 2.1 assists for BK Sadska in 2006-07 ... Started his pro career with the British Basketball League with the Milton Keynes Lions ... Ended his college career with 925 points, 400 rebounds and 272 assists, playing in all 113 of W&M's games during his time on campus.

1,000-POINT SCORERS



17. BEV VAUGHAN
1958-61 1,185 POINTS

Year	G-GS	FG-A	Pct	3FG-A	Pct	FT-A	Pct	Pts-Avg
1958	23	72-189	.381			105-132	.795	249-10.8
1959	22	86-223	.386			92-134	.687	264-12.0
1960	26	148-319	.464			147-199	.739	443-17.0
1961	17	78-179	.436			73-110	.664	229-13.5
Career	88	384-910	.422			417-575	.725	1185-13.5



24. COREY COFIELD
2004-07 1,080 POINTS

Year	G-GS	FG-A	Pct	3FG-A	Pct	FT-A	Pct	Pts-Avg
2004	28-21	126-224	.563	0-0	.000	118-186	.634	370-13.2
2005	29-27	119-248	.480	0-0	.000	144-179	.804	382-13.2
2006	28-15	112-202	.554	0-0	.000	63-92	.685	287-10.3
2007	12-2	16-39	.410	0-0	.000	9-15	.600	41-3.4
Career	97-65	373-713	.523	0-0	.000	334-472	.708	1080-11.1



18. RON PANNETON
1966-68 1,182 POINTS

Year	G-GS	FG-A	Pct	3FG-A	Pct	FT-A	Pct	Pts-Avg
1966	25	105-269	.390			86-121	.711	296-11.8
1967	25	172-340	.506			172-213	.808	516-20.6
1968	23	129-294	.439			112-132	.848	370-16.1
Career	73	406-903	.450			370-466	.794	1182-16.2



25. SCOTT WHITLEY
1978-81 1,061 POINTS

Year	G-GS	FG-A	Pct	3FG-A	Pct	FT-A	Pct	Pts-Avg
1978	21	28-49	.571			37-53	.698	93-4.4
1979	26	128-282	.454			68-86	.767	322-12.4
1980	26	134-299	.448			81-101	.802	349-13.4
1981	28	116-260	.446			65-88	.739	297-10.6
Career	101	406-890	.456			249-328	.759	1061-10.5




19. MATT COURAGE
1973-77 1,164 POINTS

Year	G-GS	FG-A	Pct	3FG-A	Pct	FT-A	Pct	Pts-Avg
1973	27	115-258	.446			58-83	.699	288-10.7
1974	27	82-185	.443			25-38	.658	189-7.0
1975	26	88-181	.486			58-82	.707	234-9.0
1977	30	193-377	.512			67-81	.827	453-15.1
Career	110	478-1001	.478			208-284	.732	1164-10.6




26. BOB SHERWOOD
1968-70 1,051 POINTS

Year	G-GS	FG-A	Pct	3FG-A	Pct	FT-A	Pct	Pts-Avg
1968	24	222-438	.507			101-135	.748	545-22.7
1970	27	209-399	.524			88-127	.693	506-18.7
Career	51	431-837	.515			189-262	.721	1051-20.6



20. CARL PARKER
1993-96 1,150 POINTS

Year	G-GS	FG-A	Pct	3FG-A	Pct	FT-A	Pct	Pts-Avg
1993	27-1	37-75	.493	0-0	.000	9-18	.500	83-3.1
1994	27-20	111-199	.558	0-0	.000	47-85	.553	269-10.0
1995	27-27	166-305	.544	0-0	.000	70-129	.543	402-14.9
1996	26-26	164-274	.599	0-2	.000	68-133	.511	396-15.2
Career	107-74	478-853	.560	0-2	.000	194-365	.532	1150-10.7



27. NATHAN MANN
2005-08 1,031 POINTS

Year	G-GS	FG-A	Pct	3FG-A	Pct	FT-A	Pct	Pts-Avg
2005	29-18	82-226	.363	37-121	.306	25-36	.694	226-7.8
2006	28-7	72-196	.367	51-124	.411	23-30	.767	218-7.8
2007	30-27	97-251	.386	54-167	.323	26-33	.788	274-9.1
2008	33-32	104-291	.357	73-211	.346	32-44	.727	313-9.5
Career	120-84	355-964	.368	215-623	.345	106-143	.741	1031-8.6




21. KEVIN RICHARDSON
1982-85 1,139 POINTS

Year	G-GS	FG-A	Pct	3FG-A	Pct	FT-A	Pct	Pts-Avg
1982	28	53-91	.582			63-97	.649	169-6.0
1983	29	97-176	.551			60-76	.789	254-8.8
1984	28	124-226	.549			54-86	.628	302-10.8
1985	28	167-336	.497			80-111	.721	414-14.8
Career	113	441-829	.532			257-370	.695	1139-10.1



28. BILL BARNES
1979-82 1,028 POINTS

Year	G-GS	FG-A	Pct	3FG-A	Pct	FT-A	Pct	Pts-Avg
1979	26	79-169	.467			54-93	.581	212-8.2
1980	27	99-204	.485			117-159	.736	315-11.7
1981	28	85-182	.467			88-134	.657	258-9.2
1982	28	84-171	.491			75-135	.556	243-8.7
Career	109	347-726	.478			334-521	.641	1028-9.4



22. LAIMIS KISIELIUS
2005-08 1,133 POINTS

Year	G-GS	FG-A	Pct	3FG-A	Pct	FT-A	Pct	Pts-Avg
2005	28-20	78-203	.384	19-63	.302	69-90	.767	244-8.7
2006	28-25	68-198	.343	12-60	.200	51-68	.750	199-7.1
2007	29-28	112-241	.465	36-89	.404	68-93	.731	328-11.3
2008	32-29	126-325	.388	42-128	.328	68-103	.660	362-11.3
Career	117-102	384-967	.397	109-340	.321	256-354	.723	1133-9.7



29. JIMMY APPLE
1988-91 1,017 POINTS

Year	G-GS	FG-A	Pct	3FG-A	Pct	FT-A	Pct	Pts-Avg
1988	29-2	118-286	.413	51-134	.381	53-61	.869	340-11.7
1989	28-25	138-325	.425	41-111	.369	56-65	.862	373-13.3
1990	28-12	108-289	.374	32-96	.333	56-65	.862	304-10.9
1991	1-1	0-1	.000	0-0	.000	0-0	.000	0-0.0
Career	86-40	364-901	.404	124-341	.364	165-191	.864	1017-11.8



23. BEN POMEROY
1965-67 1,085 POINTS

Year	G-GS	FG-A	Pct	3FG-A	Pct	FT-A	Pct	Pts-Avg
1965	25	123-295	.417			63-99	.636	309-12.4
1966	24	165-362	.456			81-132	.614	411-17.1
1967	25	136-318	.428			93-132	.705	365-14.6
Career	74	424-975	.435			237-363	.653	1085-14.7



30. TIM TROUT
1985-88 1,011 POINTS

Year	G-GS	FG-A	Pct	3FG-A	Pct	FT-A	Pct	Pts-Avg
1985	16-	14-32	.438			8-15	.533	36-2.3
1986	28-14	47-123	.382			46-74	.622	140-5.0
1987	27-21	118-252	.468	0-0	.000	110-158	.696	346-12.8
1988	29-28	190-364	.522	0-1	.000	109-159	.686	489-16.9
Career	100-63	369-771	.479	0-1	.000	273-406	.672	1011-10.1

WILLIAM & MARY

KAPLAN AREANA AT WILLIAM AND MARY HALL RECORDS

POINTS

Individual

- 41 Reggie Williams (VMI) vs. Cornell (12/1/06)
- 40 Anton Gill (East Carolina) vs. W&M (1/19/94)
- 36 Mit Winter (W&M) vs. JMU (2/24/01)
- 36 Lamont Strothers (CNU) vs. W&M (12/22/88)
- 35 Mike Arizin (W&M) vs. Richmond (12/11/73)
- 35 Henry Williams (Jacksonville) vs. W&M (11/27/72)
- 35 Tom Jasper (W&M) vs. Georgetown (12/7/70)

Team

- 116 W&M vs. George Mason (2/27/95)

Both Teams

- 210 W&M (116) vs. George Mason (94) (2/27/95)

Fewest Points

- 32 Christopher Newport vs W&M (11/30/81)

Fewest Points - Both Teams

- 80 W&M (38) vs. Princeton (42) (1/26/77)

FIELD GOALS

Individual

- 15 Henry Williams (Jacksonville) vs. W&M (11/27/72)
- 15 Tom Jasper (W&M) vs. Georgetown (12/7/70)

Team

- 43 W&M vs. George Mason (2/27/95)

FIELD GOAL ATTEMPTS

Individual

- 26 Tom Jasper (W&M) vs. Georgetown (12/7/70)

Team

- 97 George Mason vs. W&M (2/26/96)

3-POINT FIELD GOALS

Individual

- 9 Matt Verkey (W&M) vs. GMU (2/27/95)

Team

- 19 VMI vs. Cornell (12/1/06)

3-POINT FIELD GOAL ATTEMPTS

Individual

- 15 David Schneider (W&M) vs. Navy (11/22/08)

Team

- 54 VMI vs. Cornell (12/1/06)

FREE THROWS

Individual

- 17 Mit Winter (W&M) vs. JMU (2/24/01)

Team

- 38 Duke vs. W&M (1/22/90)
- W&M vs. Davidson (1/3/73)

Fewest - Team

- 0 W&M vs. Albright (11/21/98)
- W&M vs. Iona (2/14/74)

FREE THROW ATTEMPTS

Individual

- 18 Thomas Roberts (W&M) vs. GMU (1/11/92)

Team

- 47 W&M vs. Davidson (1/3/73)

Fewest - Team

- 0 W&M vs. Iona (2/14/74)

REBOUNDS

Individual

- 26 David Cully (W&M) vs. VMI (1/17/96)

Team

- 67 W&M vs. Marymount (11/29/95)

ASSISTS

Individual

- 15 Scott Coval (W&M) vs. GMU (2/23/85)

Team

- 33 W&M vs. George Mason (2/27/95)

STEALS

Individual

- 8 Rod Musselman vs. Washington College (1/10/76)

BLOCKS

Individual

- 10 David Cully (W&M) vs. GMU (2/15/95)

Team

- 17 W&M vs. George Mason (2/26/96)

PERSONAL FOULS

Individual

- 6 Josh Clark (VCU) vs. W&M (1/12/02)

Team

- 32 Davidson vs. W&M (1/3/73)

THE KRAZE AWARD




John Kratzer, captain of William and Mary's 1977-78 men's basketball team, received the inaugural United States Basketball Writers Association Most Courageous Athlete award. After lettering his first two years at forward, Kratzer was diagnosed with cancer and battled the disease for three more years. Throughout the ordeal, John never lost his sense of humor and continued to be the player who kept the team loose and served as an inspiration. "Kraze" attended practices and sat on the bench his senior year, playing a major role in W&M's 78-75 win over No. 2 North Carolina on December 7, 1977. Through it all, John's warmth, cheerfulness and courage touched countless people.

The "Kraze Award" is William and Mary basketball's most coveted award. Recipients over the past years include:

- 1993 Brendan Connor
- 1995 Carl Parker
- 1996 Carl Parker
- 1997 Shaka Arnold
- 1998 Terence Jennings
- 1999 Jim Moran
- 2000 James Haunty
- 2001 Brian Brown
- 2002 Cody Carbaugh
- 2003 Sherman Rivers
- 2004 Zeb Cope
- 2007 David Schneider
- 2008 David Schneider
- 2009 David Schneider



David Schneider has been named the Kraze Award winner each of the last three years.



RETIRED JERSEYS



#42 John Lowenhaupt - 1,866 points



#52 Jeff Cohen - 2,003 points



#32 Bill Chambers
1,456 points




#32 Chet Giermak
2,052 points




#14 Keith Cieplicki
1,812 points

NBA DRAFT PICKS




Scott Whitley
1978-81

- 1985 Keith Cieplicki, by Los Angeles Lakers
22nd pick of the seventh round (161st overall)
- 1983 Brant Weidner, by San Antonio Spurs
20th pick of the fourth round (90th overall)
- 1981 Scott Whitley, by Indiana Pacers
12th pick of the ninth round (195th overall)
- 1961 Jeff Cohen, by Chicago Packers
14th pick of the second round (23rd overall)
- 1959 Don Lange, by Boston Celtics
Eighth pick of the fifth round (38th overall)
- 1955 John Mahoney, by Boston Celtics
Boston's eighth pick
- 1953 Bill Chambers, by Minneapolis Lakers
Minneapolis' 11th pick
- 1950 Chet Giermak, by Rochester Royals
Rochester's fourth pick



Brant Weidner
1979-82

RECORD VS. OPPONENTS



Opponent	G	Overall	H	A	N	Pct.	Meetings	
							First	Last
New Mexico	2	0-2	0-0	0-2	0-0	.000	12/28/92	12/29/00
New Mexico State	1	0-1	0-0	0-0	0-1	.000	12/28/66	12/28/66
New Orleans	1	0-1	0-0	0-1	0-0	.000	12/20/94	12/20/94
City College of New York	1	1-0	0-0	1-0	0-0	1.000	12/28/72	12/28/72
New York Univ.	1	0-1	0-0	0-1	0-0	.000	1951-52	1951-52
Norfolk State	2	2-0	2-0	0-0	0-0	1.000	12/1/82	11/19/09
North Carolina	20	3-17	2-5	0-9	1-0	.150	1911-12	1/2/05
UNC Greensboro	10	6-4	3-2	3-2	0-0	.600	12/4/91	12/21/05
North Carolina St.	28	5-23	2-6	2-15	0-1	.179	1931-32	11/15/07
NC Wesleyan	5	5-0	5-0	0-0	0-0	1.000	12/22/79	11/25/83
UNC Wilmington	53	18-35	9-17	9-17	0-1	.340	1/4/84	2/11/09
North Florida	2	2-0	1-0	1-0	0-0	1.000	12/8/06	12/7/07
North Texas	1	1-0	0-0	1-0	0-0	1.000	1958-59	1958-59
Northeastern	6	3-3	3-0	0-3	0-0	.500	2/2/06	2/4/09
Northern Iowa	1	0-1	0-0	0-0	0-1	.000	11/17/01	11/17/01
Northwestern	2	1-1	0-0	0-0	1-1	.500	12/29/89	12/29/92
Notre Dame	1	0-1	0-0	0-1	0-0	.000	12/30/82	12/30/82
Ohio	1	0-1	0-0	0-1	0-0	.000	11/16/08	11/16/08
Old Dominion	75	16-59	10-26	5-28	1-5	.219	2/11/69	3/8/08
Oral Roberts	1	1-0	0-0	0-0	1-0	1.000	11/28/99	11/28/99
Pace	2	2-0	2-0	0-0	0-0	1.000	11/30/74	11/29/80
Pennsylvania	2	0-2	0-0	0-2	0-0	.000	12/19/47	12/4/57
Penn State	1	0-1	0-0	0-1	0-0	.000	11/14/08	11/14/08
Pensacola	1	1-0	1-0	0-0	0-0	1.000	1949-50	1949-50
Pittsburgh	13	5-8	4-1	1-7	0-0	.385	1951-52	1/3/04
Portland	1	0-1	0-0	0-0	0-1	.000	12/22/91	12/22/91
Pratt	1	1-0	1-0	0-0	0-0	1.000	2/19/76	2/19/76
Princeton	3	0-3	0-1	0-2	0-0	.000	1929-30	1/26/77
Providence	1	0-1	0-0	0-1	0-0	.000	12/20/73	12/20/73
Purdue	1	0-1	0-0	0-1	0-0	.000	11/30/01	11/30/01
Queens	1	1-0	1-0	0-0	0-0	1.000	1/20/77	1/20/77
Radford	5	3-2	3-1	0-1	0-0	.600	12/3/77	11/25/08
Randolph-Macon	62	40-22	10-2	10-1	0-0	.645	1907-08	1951-52
Rhode Island	2	1-1	0-0	0-0	1-1	.500	12/28/55	12/28/90
Rice	2	0-2	0-1	0-1	0-0	.000	1/6/71	12/22/71
Richmond	194	96-98	54-30	34-62	3-3	.495	1912-13	11/28/07
Rider	1	1-0	0-0	1-0	0-0	1.000	1948-49	1948-49
Roanoke	28	20-8	8-1	7-5	0-0	.714	1916-17	12/29/79
Robert Morris	1	1-0	1-0	0-0	0-0	1.000	1980-81	1980-81
Rollins	1	1-0	0-0	1-0	0-0	1.000	12/29/77	12/29/77
Rutgers	5	0-5	0-2	0-3	0-0	.000	2/10/73	1/10/78
St. Andrew's	1	1-0	1-0	0-0	0-0	1.000	11/24/89	11/24/89
St. Francis (N.Y.)	2	2-0	0-0	1-0	1-0	1.000	1939-40	11/28/03
St. Francis (Pa.)	2	1-1	1-0	0-1	0-0	.500	2/17/66	12/6/66
St. John's	6	2-4	0-0	0-2	1-1	.333	1925-26	12/12/59
St. Joseph's	2	0-2	0-0	0-1	0-1	.000	2/13/39	11/26/77
St. Mary's	3	3-0	3-0	0-0	0-0	1.000	1/20/75	2/26/81
Samford	1	0-1	0-0	0-0	0-1	.000	12/27/93	12/27/93
Santa Clara	1	0-1	0-0	0-0	0-1	.000	12/21/98	12/21/98
Seton Hall	8	2-6	0-0	2-5	0-1	.250	1/6/40	12/30/55
Shenandoah	1	1-0	1-0	0-0	0-0	1.000	12/22/92	12/22/92
Siena	2	1-1	1-0	0-1	0-0	.500	1949-50	1/7/95
South Carolina	4	1-3	1-1	0-2	0-0	.250	2/22/78	2/14/81
South Carolina St.	1	1-0	0-0	0-0	1-0	1.000	11/28/08	11/28/08
SMU	1	0-1	0-0	0-1	0-0	.000	12/17/91	12/17/91
Stanford	1	0-1	0-0	0-1	0-0	.000	12/4/87	12/4/87
Stetson	5	3-2	1-0	0-2	2-0	.600	12/29/71	11/15/97
Steven's Tech	4	2-2	0-0	0-0	0-0	.500	1924-25	1927-28
Temple	5	2-3	1-1	0-0	1-2	.400	12/29/76	12/11/82
Tennessee	6	2-4	0-0	2-4	0-0	.333	12/6/54	12/5/60
Texas	2	0-2	0-0	0-0	0-2	.000	12/29/61	12/5/87
TCU	1	0-1	0-0	0-0	0-1	.000	12/30/64	12/30/64

Opponent	G	Overall	H	A	N	Pct.	Meetings	
							First	Last
UTEP	2	0-2	0-0	0-1	0-1	.000	12/21/63	12/29/64
Texas Southern	1	1-0	0-0	0-0	1-0	1.000	12/29/97	12/29/97
Texas Tech	2	0-2	0-0	0-2	0-0	.000	12/28/61	11/16/01
Toledo	1	0-1	0-0	0-1	0-0	.000	12/29/95	12/29/95
Towson	20	11-9	8-1	2-7	0-1	.556	1948-49	2/18/09
Tulsa	1	0-1	0-0	0-1	0-0	.000	12/29/86	12/29/86
Vanderbilt	4	0-4	0-0	0-4	0-0	.000	1/3/55	12/29/99
Vasser							First Meeting	
Villanova	5	0-5	0-1	0-3	0-1	.000	1941-42	12/30/87
Virginia	78	29-49	17-14	8-32	2-2	.372	1905-06	1/5/04
VCU	45	11-34	6-13	3-19	2-1	.244	11/25/77	2/7/09
VMI	116	76-40	41-11	30-24	3-0	.655	1914-15	12/20/07
Virginia Tech	117	41-76	25-26	11-45	4-4	.350	1916-17	12/27/05
Virginia Wesleyan	6	6-0	6-0	0-0	0-0	1.000	1/16/79	12/19/92
Wagner	4	3-1	3-0	0-1	0-0	.750	12/14/74	11/20/07
Wake Forest	44	11-33	5-12	2-13	2-2	.250	1911-12	11/24/98
Washington College	2	2-0	2-0	0-0	0-0	1.000	1/10/76	11/20/99
Washington & Lee	53	27-26	17-7	10-17	0-0	.509	1917-18	11/28/01
Western Maryland	1	1-0	1-0	0-0	0-0	1.000	1947-48	1947-48
West Virginia	45	9-36	6-6	1-23	2-7	.200	3/1/51	12/7/82
Wichita State	1	0-1	0-0	0-1	0-0	.000	12/28/97	12/28/97
Winthrop	2	0-2	0-1	0-1	0-0	.000	1/10/00	11/25/00
Wofford	2	1-1	1-0	0-1	0-0	.500	12/20/99	11/29/00
Xavier	2	0-2	0-1	0-1	0-0	.000	1940-41	3/7/49

2009-10 Opponents in **BOLD**



W&M VS. RANKED OPPONENTS

1948-49
Feb. 5 #17 NC State L 52-66

1949-50
Jan. 12 at #9 NC State L 58-72
Feb. 7 #8 NC State W 54-50

1950-51
Dec. 21 at #17 Cincinnati L 60-89
Jan. 12 at #7 NC State L 54-61
Feb. 3 #8 NC State W 88-78

1951-52
Jan. 14 #15 Louisville L 65-93

1952-53
Jan. 13 #8 NC State L 58-62
Feb. 7 at #15 NC State L 71-101
Feb. 19 #18 Duke (ot) W 85-82

1953-54
Feb. 13 at #19 NC State L 48-65
Feb. 13 at #8 George Washington L 58-69
Feb. 25 #11 Maryland L 55-74

1954-55
Dec. 29 vs. #9 George Washington¹ L 73-87
Dec. 29 at #8 George Washington L 65-79
Jan. 15 at #13 Richmond L 71-92
Feb. 5 #12 Maryland L 62-67
Feb. 9 #7 NC State L 99-126
Feb. 9 at #10 George Washington L 76-119

1955-56
Jan. 3 #4 Vanderbilt (2ot) L 80-89
Jan. 21 at #3 NC State L 71-90
Feb. 7 at #12 North Carolina L 63-115

1956-57
Jan. 1 at #12 Tennessee L 68-81
Jan. 2 at #9 Vanderbilt L 65-80
Jan. 8 #2 North Carolina L 61-71
Jan. 14 at #15 West Virginia L 72-81
Feb. 25 at #11 West Virginia L 57-80

1957-58
Dec. 13 at #8 West Virginia² L 52-68
Jan. 7 at #3 North Carolina L 63-79
Feb. 10 at #1 West Virginia L 68-82
March 8 vs. #2 West Virginia³ L 58-74

1959-60
Jan. 13 at #10 West Virginia L 76-88
Jan. 30 #10 West Virginia⁴ L 76-82
Feb. 27 vs. #10 West Virginia³ L 82-85

1959-60
Jan. 11 at #3 West Virginia L 74-94
Jan. 30 #4 West Virginia⁴ W 94-86
Feb. 26 vs. #7 West Virginia³ L 83-117

1960-61
March 3 vs. #8 West Virginia³ W 88-76

1962-63
Feb. 4 at #6 Georgia Tech L 49-50

1963-64
Feb. 4 #5 Davidson⁴ L 84-111

1967-68
Dec. 15 at #8 Davidson L 75-81



The 1959-60 team and head coach Bill Chambers celebrate after upsetting fourth-ranked West Virginia, 94-86, January 30, 1960 in Norfolk. The Tribe broke the Mountaineers' 56-game Southern Conference winning streak.

1969-70
Feb. 3 at #15 Davidson L 87-93
Feb. 27 vs. #11 Davidson⁵ L 54-78

1970-71
Dec. 29 vs. #1 UCLA⁶ L 71-90
Feb. 11 #6 Jacksonville L 69-100

1971-72
Dec. 15 #19 Virginia L 62-82
Dec. 18 at #14 Jacksonville L 72-83

1973-74
Dec. 20 at #9 Providence L 75-105
Feb. 2 #13 Pittsburgh L 62-68

1975-76
Jan. 21 at #20 VMI L 78-84
Feb. 11 #18 Virginia Tech L 48-50
Feb. 25 #3 Rutgers L 90-100

1976-77
Dec. 8 #11 Wake Forest (ot) L 84-90
Dec. 23 at #8 UCLA L 55-59
Feb. 16 #19 VMI W 86-84

1977-78
Dec. 7 #2 North Carolina W 78-75
Feb. 20 #17 Virginia L 49-62

1978-79
Feb. 14 at #4 North Carolina L 60-85

1979-80
Jan. 29 at #11 North Carolina L 61-71

1980-81
Dec. 6 #7 Virginia L 68-88
Jan. 3 at #9 Maryland L 64-69
Feb. 18 #13 North Carolina L 55-81

1981-82
Jan. 4 at #1 North Carolina L 40-64

1983-84
Jan. 7 at #5 Maryland L 44-58
Jan. 11 at #12 Wake Forest L 53-80

1985-86
Nov. 26 #6 Duke L 61-84
Feb. 1 • #20 Richmond L 47-67

1986-87
Jan. 5 #20 Duke L 46-82
Jan. 23 • at #18 Navy L 59-82

1987-88
Jan. 4 at #9 Duke L 70-101

1988-89
Jan. 11 at #1 Duke L 38-100

1989-90
Jan. 22 #8 Duke L 76-109

1991-92
Dec. 21 vs. #24 Charlotte⁷ L 75-83
Dec. 30 at #1 Duke L 61-97

1992-93
Jan. 25 #15 Virginia (ot) L 84-93

1993-94
Dec. 1 at #12 Virginia L 71-84

1995-96
Nov. 27 at #15 Virginia L 58-87
Dec. 2 #22 Virginia Tech L 66-71

1996-97
Dec. 4 #25 Virginia L 64-75

1999-2000
Jan. 2 at #9 Duke L 55-96

2001-02
Dec. 27 at #6 Maryland L 75-103


2003-04
Jan. 3 at #15 Pittsburgh L 55-70

2004-05
Dec. 22 at #8 Kentucky L 47-92
Jan. 2 at #4 North Carolina L 66-105

2007-08
Nov. 10 at #5 Georgetown L 53-68
Nov. 15 at #21 North Carolina State L 47-66
• Colonial Athletic Association game

1-UR Invitational, Richmond, VA; 2-Logan, WV; 3-Southern Conference Tournament, Richmond, VA (Richmond Arena); 4-Norfolk, VA; 5-Southern Conference Tournament, Charlotte, NC; 6-Steel Bowl, Pittsburgh, PA; 7-Kauai Classic, Kauai, HI

YEAR-BY-YEAR RESULTS



William and Mary game-by-game results for every season since 1906. W&M was a member of the Southern Conference from the 1937 through 1977 seasons. From 1978 until 1985 the College's basketball team played as a member of the ECAC South. W&M has been a member of Colonial Athletic Association since the 1986 season.

• Indicates CAA game.

1905-06

Record: 4-1

Hampton Industrial	L	6-7
Hampton A.	W	14-10
Virginia (forfeit)	W	2-0
Hampton Industrial	W	21-14
Newport News YMCA	W	22-19

1906-07

Record: 1-4

Hampton A.C.	L	8-31
Newport News YMCA	L	10-18
Newport News YMCA	L	10-18
Portsmouth YMCA	L	13-49
Richmond YMCA	W	38-17

1907-08

Record: 1-4

Virginia	L	21-36
Union Theo. Sem.	L	19-26
Randolph-Macon	W	34-22
Newport News YMCA	L	19-65
at Virginia	L	8-30

1908-09

Record: 7-3

Brambleton A.C.	W	46-34
at Virginia	L	19-25
Newport News YMCA	L	26-32
Brambleton A.C.	W	26-25
Randolph-Macon	W	34-24
vs. Virginia1	L	28-32
Port Norfolk A.C.	W	85-0
Randolph-Macon	W	49-16
Newport News YMCA	W	35-21
Hampton YMCA	W	30-17
1-Richmond, VA		

1909-10

Record: 1-3

at Virginia	L	16-36
Fredericksburg	W	20-17
Randolph-Macon	L	16-19
Randolph-Macon	L	28-38

1910-11

Record: 3-1

Randolph-Macon	W	25-16
Randolph-Macon	L	14-16
Hampden-Sydney	W	24-20
Hampden-Sydney	W	41-13

1911-12

Record: 2-5

Duke	L	16-53
North Carolina	L	22-30
Wake Forest	L	4-31
Fredericksburg	W	50-5
Med. Coll. of Virginia	W	41-2
Randolph-Macon	L	13-26
Randolph-Macon	L	11-42

1912-13

Record: 8-1

Richmond Howitzers	W	26-18
Richmond Howitzers	W	35-31
Richmond	W	34-15
Fredericksburg	W	23-15
Randolph-Macon	W	42-25
John Marshall A.C.	W	27-14
Hampden-Sydney	W	43-14

Randolph-Macon	L	23-33
Hampden-Sydney	W	39-23

1913-14

Record: 3-6

Lynchburg	W	42-14
Union Theo. Sem.	L	7-23
Richmond Howitzers	L	29-40
F18 Richmond	W	32-26
Hampden-Sydney	W	38-28
Randolph-Macon	L	11-23
Randolph-Macon	L	33-39
Hampden-Sydney	L	27-34
M4 at Richmond	L	15-31

1914-15

Record: 5-8

Richmond Howitzers	L	16-37
Fort Monroe 58th Co.	W	55-18
U.S.S. Utah	L	30-45
Newport News YMCA	W	28-21
Randolph-Macon	L	7-31
F13 at Richmond	L	17-22
Randolph-Macon	L	26-40
Norfolk Seminary	L	25-65
VMI	L	13-24
Staunton Military	L	16-35
Hampden-Sydney	W	40-23
M3 Richmond	W	29-27
Hampden-Sydney	W	42-35

1915-16

Record: 7-4

Union Theo. Sem.	L	35-38
Richmond Howitzers	W	59-30
Richmond Blues	W	56-25
F9 Richmond	W	38-33
F16 at Richmond	W	33-22
Randolph-Macon	W	24-22
Hampden-Sydney	W	41-30
Randolph-Macon	L	23-31
Hampden-Sydney	W	25-15
Delaware	L	33-37
VMI	L	18-45

1916-17

Record: 4-9

Union Theo. Sem.	W	30-12
Randolph-Macon	W	29-22
F7 Richmond	L	16-28
Hampden-Sydney	L	16-39
F21 at Richmond	L	17-37
Randolph-Macon	L	12-21
Fairmont A.C.	W	37-23
Hampden-Sydney	L	23-35
Parkhill A.C.	L	24-29
Lynchburg A.C.	W	45-15
Roanoke	L	8-54
Virginia Tech	L	10-39
VMI	L	20-42

1917-18

Record: 6-11

Richmond YMCA	L	32-44
Norfolk Naval Base	L	18-34
Norfolk Naval Base	L	14-39
Newport News YMCA	W	51-29
Newport News YMCA	W	51-17
Parkview A.C.	L	19-35
Randolph-Macon	L	14-37
Lynchburg A.C.	L	20-53
VMI	L	24-53
Washington & Lee	L	25-27
Virginia Christian A.C.	W	34-17
Richmond YMCA	L	21-63
F13 Richmond	W	34-25
Hampden-Sydney	W	27-13
Randolph-Macon	W	37-22
Hampden-Sydney	L	15-27
F27 at Richmond	L	30-46

1918-19

Record: 3-6

Randolph-Macon	L	12-35
F8 at Richmond	W	33-17
Hampden-Sydney	W	18-17
F15 Richmond	W	20-19
Randolph-Macon	L	22-40
Hampden-Sydney	L	17-33
VMI	L	6-66
Washington & Lee	L	9-67
Roanoke	L	6-87

1919-20

Record: 5-7

Med. Coll. of Virginia	L	13-35
Randolph-Macon	L	38-50
F11 at Richmond	W	22-20
Hampden-Sydney	L	16-24
Hampden-Sydney	W	32-23
F21 Richmond (ot)	L	39-42
Randolph-Macon	L	14-41
Church Hill A.C.	L	24-49
Med. Coll. of Virginia	L	19-52
Union Theo. Sem.	W	28-27
Fort Monroe	W	37-27
Union Theo. Sem.	W	47-20

1920-21

Record: 8-3

at Hampton Legion	W	41-22
at Geo. Washington	L	32-40
at Virginia	L	15-46
Parkview A.C. Ports.	L	23-34
at New. News YMCA	W	25-18
Randolph-Macon	W	53-26
Camp Eustis	W	41-17
F12 Richmond	W	45-20
at Med. Coll. of VA	W	36-26
at Randolph-Macon	W	28-14
F22 at Richmond	W	38-23

1921-22

Record: 10-2

Fort Monroe	W	22-15
New. News Shipyard	W	55-16
at Geo. Washington	W	21-14
at Gallaudet	W	43-31
Bridgewater	W	38-21
at Randolph-Macon	W	43-20
at Virginia	L	20-36
Camp Eustis	W	39-14
Hampden-Sydney	W	27-12
Union Theo. Sem.	W	51-11
F4 Richmond	W	26-13
F18 at Richmond	L	20-22

1922-23

Record: 8-4

Wake Forest	L	33-38
Richmond Blues	W	24-10
at Randolph-Macon	W	29-11
at Virginia	L	19-35
J27 at Richmond	L	15-31
Fort Eustis	W	34-20
New. News Shipyard	L	34-41
Hampden-Sydney	W	43-11
George Washington	W	36-21
Lenoir-Rhyne	W	49-19
Randolph-Macon	W	39-17
F24 Richmond	W	32-22

1923-24

Record: 7-13

Fort Eustis	W	31-7
Newport News YMCA	W	29-15
Med. Coll. of Virginia	W	25-13
Randolph-Macon	W	47-15
Wake Forest	L	28-30
Union Theo. Sem.	L	24-26
Richmond Blues	L	38-43
Virginia	W	25-22
at Richmond	L	20-32

at VMI	L	20-38
at Washington & Lee	L	16-39
at Virginia Tech	L	29-30
at Roanoke	L	27-47
at Lynchburg	L	27-29
at Norfolk Naval Base	W	25-18
Wake Forest	L	30-38
at Guilford	L	31-35
at Elon	W	25-10
at Greensboro YMCA	L	30-39
North Carolina	L	16-54

1924-25

Record: 11-6

Randolph-Macon	W	38-28
Newport News YMCA	W	32-25
Virginia Boat Club	W	32-22
Richmond Blues	L	29-31
J23 at Richmond	L	33-42
Randolph-Macon	W	32-18
Med. Coll. of Virginia	W	62-22
Stephen's Tech	L	25-31
Guilford	W	31-20
F5 Duke	W	23-15
Elon	W	27-16
Wake Forest	L	24-35
F11 Duke	L	16-21
Elon	W	27-16
Guilford	W	24-20
Bridgewater	W	43-20
F25 Richmond	L	26-27

1925-26

Record: 9-8

Med. Coll. of Virginia	W	36-21
Fort Monroe	W	43-30
Union Theo. Institute	W	41-16
Wake Forest	L	19-37
J15 Richmond	L	19-30
St. John's	W	29-18
High Point	L	24-25
Stevens Tech	L	19-39
Roanoke	W	35-34
St. John's	L	21-36
Catholic	L	8-57
George Washington	L	31-39
Georgetown	W	26-25
Guilford	W	24-23
M2 Richmond	L	23-30
Randolph-Macon	W	23-17
Randolph-Macon	W	29-17

1926-27

Record: 7-8

Med. Coll. of Virginia	W	18-12
Lynchburg	L	19-22
at Washington & Lee	L	25-34
at Roanoke	L	25-32
at Randolph-Macon	W	25-20
J18 at Richmond	L	18-20
Lynchburg	W	26-18
Steven's Tech	W	30-23
Emory and Henry	L	23-34
George Washington	L	14-22
at Georgetown	L	17-40
at Catholic	L	19-65
St. John's (Annapolis)	W	36-29
Randolph-Macon	W	27-19
F26 Richmond	W	25-14

1927-28

Record: 16-4

Med. Coll. of Virginia	W	40-17
Catholic	W	24-17
Med. Coll. of Virginia	W	40-17
Catholic	L	24-36
D17 at Navy	L	20-48
Roanoke	W	35-23
Lynchburg	W	48-18
George Washington	L	33-34
J17 Richmond	W	25-22
Emory and Henry	W	23-16

YEAR-BY-YEAR RESULTS

Steven's Tech	W	30-29
Wake Forest	W	48-24
F4 Richmond	W	41-27
Guilford	W	28-25
Wake Forest	W	42-28
Elon	W	36-28
Guilford	L	23-33
Hampden-Sydney	W	36-26
Lynchburg	W	55-24
Brooklyn Polytech	W	50-19

1928-29

Record: 9-11

at Johns Hopkins	L	23-28
at Catholic	W	24-16
D19 at Navy	L	19-33
D20 at Maryland	L	21-30
Richmond YMCA	L	15-22
Med. Coll. of Virginia	W	26-13
Hampden-Sydney	L	24-26
Roanoke	W	24-21
J19 at Richmond	L	32-36
at Washington & Lee	L	19-47
at VMI	L	19-32
at Roanoke	L	21-25
Randolph-Macon	L	33-42
Bridgewater	W	35-19
Lynchburg	W	36-23
Emory and Henry	L	16-20
Hampden-Sydney	W	26-23
at Med. Coll. of VA	W	35-23
Randolph-Macon	W	28-23
F21 Richmond	W	34-30

1929-30

Record: 16-6

D13 at Maryland	L	23-27
D14 at Navy	L	19-30
D18 at Delaware	W	38-22
at Princeton	L	18-25
at Hampden-Sydney	W	35-17
Randolph-Macon	L	20-38
at Virginia	W	33-17
J18 Richmond	W	31-22
Med. Coll. of Virginia	W	43-21
at Washington & Lee	L	33-52
at VMI	W	40-22
at Virginia Tech	L	32-44
at Roanoke	W	35-11
at Bridgewater	W	39-13
Emory and Henry	W	34-25
Bridgewater	W	51-24
Roanoke	W	53-22
Savage Normal	W	34-23
F22 at Richmond	W	34-22
at Randolph-Macon	W	32-30
Lynchburg	W	46-20
Hampden-Sydney	W	41-22

1930-31

Record: 13-4

Fort Eustis	W	37-27
D10 at Navy	L	30-32
Emory and Henry	W	40-16
at Virginia	L	34-36
at Hampden-Sydney	W	31-21
Med. Coll. of Virginia	W	48-22
Randolph-Macon	L	24-28
F9 Richmond	W	48-38
at Bridgewater	W	30-27
at Washington & Lee	L	31-44
at Roanoke	W	40-21
at VMI	W	29-28
Bridgewater	W	33-25
F21 Richmond	W	40-10
Roanoke	W	49-25
Hampden-Sydney	W	38-26
Randolph-Macon	W	39-27

1931-32

Record: 13-6

at Virginia	L	32-33
at NC State	L	19-23
J9 at Duke	L	20-28
Roanoke	W	45-28
Lenoir-Rhyne	W	52-21
Hampden-Sydney	L	26-31
George Washington	L	35-37
F6 Richmond	W	31-22
Hampden-Sydney	W	42-33
Bridgewater	W	37-31
at Washington & Lee	L	17-31
at Roanoke	W	30-26
at VMI	W	28-10
Emory and Henry	W	26-19
at Randolph-Macon	W	41-26
Lynchburg	W	44-26
F20 at Richmond	W	47-33
Randolph-Macon	W	31-28
Bridgewater	W	49-29

1932-33

Record: 13-5

D14 at Navy	L	46-57
at St. John's	L	24-25
Roanoke	W	36-26
at Virginia	L	35-45
at Hampden-Sydney	W	26-23
at Randolph-Macon	W	32-27
Lynchburg	W	39-32
Guilford	W	45-20
F4 at Richmond	W	49-25
Georgia	L	32-33
at Bridgewater	W	47-20
at Washington & Lee	L	36-52
VMI	W	27-21
Bridgewater	W	51-13
Emory and Henry	W	32-25
Hampden-Sydney	W	27-23
Randolph-Macon	W	38-27
F23 Richmond	W	40-37

1933-34

Record: 4-9

at Virginia	L	27-42
at Georgetown	L	29-40
Roanoke	W	41-40
Davidson	W	31-19
F3 at Richmond	L	24-27
Guilford	W	50-22
at Emory and Henry	L	28-43
at Roanoke	L	15-39
at Washington & Lee	L	27-44
at VMI	L	19-23
Emory and Henry	L	18-36
F20 Richmond	W	27-25
VMI	L	26-32

1934-35

Record: 10-5

at Virginia	L	21-25
Newport News App.	W	35-11
Med. Coll. of Virginia	W	33-20
at Virginia Tech	L	24-30
at Roanoke	W	43-36
at Washington & Lee	W	38-36
at VMI	W	27-23
F8 Richmond	L	20-46
vs. Virginia1	W	45-31
Roanoke	W	41-37
Virginia Tech	W	42-26
at New. News App.	W	34-31
VMI	W	43-36
F26 Richmond	L	39-58
M9 Navy	L	28-46

1-Newport News, VA

1935-36

Record: 11-6

Roanoke	W	44-27
Med. Coll. of Virginia	W	58-25
at Virginia	W	32-24
Hampden-Sydney	W	43-35
at Virginia Tech	W	36-28
at Roanoke	W	41-25
at VMI	L	37-41
at Washington & Lee	L	20-57
J29 at Navy	L	24-38
J30 at Maryland	L	39-41
Wake Forest	W	41-30
Virginia Tech	W	42-36
VMI	W	50-48
Washington & Lee	W	58-56
F25 Richmond	L	39-59
Virginia	W	47-35
M2 at Richmond	L	21-65

1936-37

Record: 0-18

SC: 0-13, 16th place		
at NC State	L	21-49
at Wake Forest	L	29-49
at Virginia	L	30-33
at Virginia Tech	L	29-36
at Washington & Lee	L	15-64
at VMI	L	39-42
at Roanoke	L	39-48
Wake Forest	L	25-61
Virginia Tech	L	30-38
F4 Richmond	L	22-48
Roanoke	L	21-40
F9 at Maryland	L	29-41
F10 at Navy	L	21-42
Randolph-Macon	L	27-58
F17 at Richmond	L	21-40
VMI	L	26-49
North Carolina State	L	20-58
Virginia	L	21-52

1937-38

Record: 2-10

SC: 0-8, 15th place

at Virginia Tech	L	25-29
at Washington & Lee	L	20-42
at VMI	L	26-29
Virginia Tech	L	31-41
at Virginia	W	31-27
F9 at Navy	L	20-61
F10 at Maryland	L	38-45
F14 at Richmond	L	28-43
Virginia	W	41-40
VMI	L	30-35
Washington & Lee	L	40-61
F26 Richmond	L	42-46

1938-39

Record: 9-12

SC: 4-9, 12th place

Davidson	L	35-55
at NC State	W	32-28
at Wake Forest	L	35-58
Virginia	W	48-38
at Washington & Lee	L	42-62
at Virginia Tech	W	46-33
VMI	L	43-48
Randolph-Macon	W	60-37
Virginia	L	37-39
Hampden-Sydney	W	64-40
at Langley Field	W	46-38
Virginia Tech	W	57-30
at Randolph-Macon	W	36-25
F11 Richmond	L	37-39
F13 at St. Joseph's	L	43-52
F14 at Maryland	W	57-49
F15 at Navy	L	29-52
Washington & Lee	L	37-46
Wake Forest	L	42-46
F23 at Richmond	L	31-40
VMI	L	31-45

1939-40

Record: 13-10

SC: 6-5, 8th place (tie)

at Norfolk NTS	L	44-46
Newport News App.	W	50-37
at Randolph-Macon	W	33-22
at Langley Field	W	62-50
Norfolk NTS	W	55-44
at VMI	L	44-50
at St. Francis (NY)	W	32-28
J6 at Seton Hall	L	35-51
J10 at Richmond	L	33-35
at Virginia	L	31-49
at The Citadel	L	35-36
J29 at Furman	W	47-37
Virginia Tech	W	38-33
at NC State	L	29-36
Virginia	W	29-28
Hampden-Sydney	W	42-31
at Washington & Lee	L	39-49
at Virginia Tech	W	49-29
at VMI	W	42-32
F19 Richmond	W	43-38
Washington & Lee (ot)	L	33-36
VMI	W	59-36
F24 at Navy	L	46-52

1940-41

Record: 15-10

SC: 8-3, 2nd place (tie)

at Langley Field	W	36-33
at New. News App.	W	47-33
Clemson	W	60-40
Xavier (Ohio)	L	50-61
D20 at Miami (Ohio)	L	40-43
at Bradley	L	36-59
Randolph-Macon	W	63-46
VMI	W	43-35
at Virginia Tech	W	54-51
at Washington & Lee	L	29-35
Hampden-Sydney	W	44-26
at Virginia	L	32-48
VMI	L	36-43
at Randolph-Macon	W	43-36
F3 Richmond	W	37-32
F7 Furman	W	64-32
Virginia Tech	W	52-50
Virginia	L	40-41
F14 at Maryland	W	58-40
F15 at Navy	L	32-51
Hampden-Sydney	W	47-39
F20 at Richmond	L	41-46
Washington & Lee (ot)	W	34-32
vs. Wake Forest ¹	W	52-34
vs. Duke ¹	L	42-57

1-Southern Conference Tournament, Raleigh, NC

1941-42

Record: 15-9

SC: 8-4, 5th place (tie)

at Langley Field	W	35-31
Randolph-Macon	W	52-28
D16 Maryland	W	39-34
at Fordham	L	27-59
at Villanova	L	28-49
at VMI	W	47-42
at Virginia Tech	W	35-29
at Washington & Lee	W	41-37
J13 at Richmond1	W	47-33
Virginia	W	39-24
Newport News App.	W	67-49
Hampden-Sydney	W	65-35
Virginia Tech	L	39-45
at Clemson	W	54-28
F6 at Furman	L	35-37
at Virginia	L	30-38
F13 at Maryland	L	32-42
F14 at Navy	W	42-40
F17 Richmond	W	42-29
Washington & Lee	L	27-31
VMI	W	33-32

YEAR-BY-YEAR RESULTS

at Hampden-Sydney L 47-49
vs. Geo. Washington² W 44-33
at NC State² L 53-54
1-Cavalier Arena; 2-Southern Conference Tournament, Raleigh, NC

1942-43

Record: 11-10

SC: 6-4, 6th place

Randolph-Macon W 58-38
at New. News App. L 46-60
at VMI L 38-41
at Virginia Tech L 34-49
at Washington & Lee W 34-33
J12 Richmond W 40-27
Hampden-Sydney W 57-28
Newport News App. W 45-41
F2 at Richmond W 40-20
Hampden-Sydney W 48-38
George Washington W 53-51
Virginia Tech W 55-25
Norfolk NAS L 34-65
Fort Eustis W 50-43
VMI L 33-41
Washington & Lee W 52-42
F23 at Maryland L 36-51
F24 at Navy L 30-57
at Randolph-Macon L 52-54
Norfolk NTS L 34-62
vs. Geo. Washington¹ L 23-49
1-Southern Conference Tournament, Raleigh, NC

1943-44

Record: 10-11

SC: 1-3, 10th place

Fort Story W 44-29
Wilson Gen. Hosp. W 46-29
C. Patrick Henry W 53-37
Camp Peary W 100-18
Norfolk NTS L 35-65
at Norfolk NAS L 36-68
Midshipmen School L 45-59
Richmond Air Base L 40-42
at Camp Peary L 24-52
J15 at Richmond (ot) W 58-55
Newport News App. W 46-40
Fort Story W 39-36
Hampden-Sydney W 47-28
at Virginia Tech L 22-46
at Hampden-Sydney L 40-45
at Patrick Henry L 40-56
F18 Richmond L 42-47
Virginia Tech L 29-48
Cheatham Marines W 81-39
F24 vs. Duke¹ L 25-68
at New. News App. W 55-52
1-Southern Conference Tournament, Raleigh, NC

1944-45

Record: 7-10

SC: 3-4, 7th place

Cheatham Annex L 31-34
Langley Air Base L 39-47
Virginia W 37-24
Cheatham Annex W 53-33
Hampden-Sydney L 39-41
North Carolina State L 37-58
J12 Richmond L 37-58
North Carolina State W 43-38
VMI W 43-24
North Carolina L 46-80
Virginia Tech W 41-30
Virginia L 37-41
Hampden-Sydney L 38-54
F17 Maryland L 46-53
vs. The Citadel¹ W 54-41
F23 vs. Duke¹ L 32-59
Randolph-Macon W 50-39
1-Southern Conference Tournament, Raleigh, NC

1945-46

Record: 10-10

SC: 5-5, 6th place

at Camp Pickett W 43-41
at Richmond Air Base W 77-23
Camp Pickett L 50-66
George Washington W 45-39
at King's Point L 33-51
at Fordham W 45-37
Wake Forest L 34-36
at Little Creek L 39-50
J19 at Richmond L 38-39
Little Creek L 26-33
George Washington L 51-65
at Wake Forest L 51-59
F10 Richmond W 44-40
Hampden-Sydney W 65-38
at VMI W 39-28
at Virginia Tech L 45-51
F20 Maryland W 42-36
VMI W 60-36
Randolph-Macon W 77-38
vs. Wake Forest¹ L 31-42
1-Southern Conference Tour., Raleigh, NC

1946-47

Record: 14-12

SC: 6-6, 9th place

at Langley Field W 66-34
Camp Lee W 66-44
American W 48-44
D18 at Navy L 36-50
D19 at Pennsylvania L 46-73
D20 at Seton Hall L 33-65
at Merchant Marine L 45-50
Wake Forest L 33-40
Virginia W 59-40
J11 at Richmond W 47-45
Roanoke W 68-32
at Virginia L 46-52
J18 Richmond L 34-40
Virginia Tech W 50-41
F3 at Duke L 45-69
F4 at NC State L 33-45
Hampden-Sydney W 46-40
George Washington W 37-32
NN Air Station W 66-37
at VMI W 63-56
at Virginia Tech L 52-56
Washington & Lee L 56-61
at NN Air Station W 55-52
VMI W 66-32
F25 at Boston University L 45-62
Washington & Lee W 58-37

1947-48

Record: 13-10

SC: 8-7, 8th place (tie)

D6 at The Citadel W 64-41
D8 at Furman L 50-51
Hampden-Sydney L 36-37
Western Maryland W 75-49
Virginia W 51-33
Wake Forest L 52-61
J7 Randolph-Macon W 68-35
VMI W 53-39
at Virginia Tech L 41-59
at Washington & Lee L 49-51
J17 at Richmond W 50-47
The Citadel W 50-34
George Washington L 40-65
F5 Duke L 36-45
Virginia Tech W 46-42
North Carolina L 61-63
at Boston University L 61-71
at American Inter. W 61-35
F24 Washington & Lee W 71-47
at VMI W 53-52
F28 Richmond W 52-47
vs. Wake Forest¹ W 61-56
vs. North Carolina St.1 L 52-73

1-Southern Conference Tournament, Durham, NC

1948-49

Record: 24-10

SC: 10-3, 2nd place

Langley Field W 80-29
Quantico Marines W 55-50
Norfolk NAS W 68-46
Milligan W 55-45
at VMI W 77-54
Norfolk Navy Base W 75-46
Wake Forest W 52-47
at Rider W 52-37
at Villanova L 48-70
at Albright W 73-54
D23 at Seton Hall L 55-59
Towson W 94-31
Georgetown W 69-58
VMI W 75-37
J11 Baltimore W 96-28
at Washington & Lee W 42-39
at Virginia Tech L 52-54
Hampden-Sydney W 67-56
at North Carolina L 61-69
Little Creek W 70-26
Virginia Tech W 62-47
F5 #17 NC State L 52-66
F7 Furman W 73-60
F9 Richmond W 61-47
Roanoke W 77-45
at Quantico Marines L 36-42
F18 The Citadel W 57-39
Washington & Lee W 89-46
at Virginia L 44-58
F26 at Richmond W 82-53
vs. Davidson¹ W 54-50
vs. Geo. Wash.¹ (3ot) L 74-78
M7 vs. Xavier² L 65-82
M9 vs. LaSalle² L 51-63
1-Southern Conference Tournament, Durham, NC; 2-Cincinnati Invitational Tournament, Cincinnati, OH

1949-50

Record: 23-9

SC: 12-4, 2nd place (tie)

D6 at Colby W 69-53
Pensacola W 72-52
D10 Quantico Marines W 72-51
Randolph-Macon W 73-46
D16 at John Carroll L 54-64
at Akron W 53-49
at Bowling Green L 58-74
D30 at Seton Hall W 65-47
at Siena L 50-57
at Wake Forest W 48-34
Washington & Lee W 80-56
J10 at Maryland W 56-52
J12 at #9 NC State L 58-72
Wake Forest L 49-61
at VMI W 68-43
Hampden-Sydney (ot) W 70-67
J21 Maryland W 64-56
George Washington W 58-50
F4 at Richmond W 50-47
F7 #8 North Carolina St. W 54-50
Virginia Tech W 64-50
North Carolina L 46-52
at Washington & Lee W 70-57
VMI W 74-57
at Virginia Tech L 47-60
F21 at Roanoke W 53-50
F25 Richmond W 81-54
vs. North Carolina¹ W 50-43
M3 at Duke¹ L 50-60
Virginia W 76-58
M17 Cincinnati² L 44-80
Charleston (WV)² W 68-59
1-Southern Conference Tournament, Durham, NC; 2-Cincinnati Invitational, Cincinnati, OH (Cincinnati Gardens)

1950-51

Record: 20-11

SC: 13-6, 4th place (tie)

D2 vs. St. John's¹ L 47-63
D6 at Randolph-Macon W 78-38
D9 Wake Forest W 71-49
D11 at Maryland L 41-48
D14 Hampden-Sydney W 70-46
D16 Davidson W 65-49
D19 at Marshall W 56-38
D20 at Louisville L 47-70
D21 at #17 Cincinnati L 60-89
D22 at Charleston (WV) W 55-54
J6 Washington & Lee W 76-55
J8 Furman W 65-37
J12 at #7 NC State L 54-61
J13 at Wake Forest L 50-72
J15 Duke W 74-57
J17 Washington & Lee W 73-65
J20 Richmond W 64-46
F2 Virginia Tech W 73-67
F3 #8 North Carolina St. W 88-78
F6 at Duke L 54-61
F9 at Geo. Wash. (ot) L 62-66
F10 VMI W 87-67
F13 Virginia W 78-48
F17 Maryland W 55-50
F19 at Virginia Tech L 77-82
F20 at VMI W 76-43
F24 at Richmond W 76-58
M1 vs. West Virginia² W 88-67
M3 vs. Duke² L 69-71
M6 at Georgetown W 75-64
M7 Villanova L 59-87
1-New York, NY (Madison Square Garden); 2-Southern Conference Tournament, Raleigh, NC (Reynolds Coliseum)

1951-52

Record: 15-13

SC: 10-6, 8th place

at New York Univ. L 70-85
D3 at Seton Hall L 52-63
Randolph-Macon W 61-45
Charleston (WV) W 94-46
D12 at Maryland L 53-54
VMI W 80-53
D19 at Cincinnati L 61-71
D20 at West Virginia L 66-87
at Pittsburgh L 48-63
Virginia W 70-59
J7 Wake Forest W 97-75
Hampden-Sydney W 75-69
J12 at NC State L 46-82
J14 #15 Louisville L 65-93
at Washington & Lee W 84-82
J19 Richmond W 86-70
Virginia Tech W 85-79
F5 NC State W 70-61
F7 at Duke L 62-68
George Washington L 68-74
Washington & Lee W 89-75
F16 Maryland W 71-66
at Virginia Tech W 86-76
F19 at VMI W 86-71
F23 at Richmond L 61-80
at Virginia W 87-85
F29 Cincinnati L 76-82
M6 vs. #10 West Virginia¹ L 64-77
1-Southern Conference Tournament, Raleigh, NC (Reynolds Coliseum)

YEAR-BY-YEAR RESULTS

**1952-53
Record: 10-13
SC: 6-13, 12th place**

D3 at Geo. Washington L 79-90

D4 at Maryland L 61-64

at Washington & Lee W 87-62

D13 at Virginia W 87-71

D17 West Virginia (ot) L 100-101

Win.-Salem Bullets W 82-63

at Clemson L 71-81

J3 at Furman L 78-85

Hampden-Sydney W 74-65

VMI W 88-64

J13 #8 North Carolina St. L 58-62

J17 at Richmond L 78-82

Virginia Tech W 91-74

at VMI W 88-54

F7 at #15 NC State L 71-101

F10 vs. Wake Forest¹ L 76-78

F14 Virginia W 105-84

F17 Maryland L 57-79

F19 #18 Duke (ot) W 85-82

F21 Washington & Lee W 94-73

at Virginia Tech L 74-75

George Washington L 63-70

F28 Richmond L 70-76

1-Norfolk, VA

**1953-54
Record: 5-4
SC: 6-5, 5th place**

rd: 9-14

at Hampden-Sydney W 78-58

D8 at Maryland L 54-69

at North Carolina L 61-71

D12 at Duke L 44-109

George Washington L 53-65

J1 at Seton Hall W 57-55

Clemson L 72-75

Hampden-Sydney W 78-65

J9 at West Virginia W 78-76

VMI W 71-67

J16 at Richmond L 73-85

Virginia Tech W 82-66

F2 at NC State L 70-80

F6 at Washington & Lee W 73-58

F8 at Virginia Tech W 66-52

at VMI L 62-81

F13 at #19 NC State L 48-65

at #8 Geo. Wash. L 58-69

Washington & Lee W 68-54

F20 Wake Forest (ot) L 56-57

F25 #11 Maryland L 55-74

F27 at Richmond L 63-68

M4 at West Virginia¹ L 69-84

1-Southern Conference Tournament, Morgantown, WV (Mountaineer Field House)

**1954-55
Record: 11-14
SC: 7-5, 6th place**

D1 North Carolina State L 97-111

D4 at Furman W 103-101

D6 at Tennessee L 79-91

Hampden-Sydney W 108-76

North Carolina W 79-76

D17 at Seton Hall L 89-109

D28 vs. Boston Univ.¹ W 84-74

D29 vs. #9 Geo. Wash.¹ L 73-87

vs. Virginia Tech¹ W 82-67

J3 at Vanderbilt L 61-86

J5 at Navy L 56-77

Washington & Lee W 78-73

at #8 Geo. Wash. L 65-79

J15 at #13 Richmond L 71-92

at Virginia Tech W 75-69

at VMI W 88-68

F5 #12 Maryland L 62-67

Virginia Tech W 105-73

F9 #7 North Carolina St. L 99-126

F12 VMI W 89-66

F14 at West Virginia² L 81-95

Washington & Lee L 67-86

at #10 George Wash. L 76-119

F26 at Richmond W 93-78

M3 at Richmond³ L 75-90

1-UR Invitational, Richmond, VA; 2-Park-ersburg, WV; 3-Southern Conference Tournament, Richmond, VA (Richmond Arena)

**1955-56
Record: 12-14
SC: 9-7, 5th place**

George Washington L 75-81

D8 at Maryland L 51-52

Hampden-Sydney W 76-69

D28 vs. Rhode Island¹ W 100-96

D29 at Richmond¹ L 60-72

D30 vs. Seton Hall¹ L 55-80

J2 at Tennessee W 93-83

J3 #4 Vanderbilt (2ot) L 80-89

Washington & Lee W 79-70

J9 Furman W 92-81

J14 at Richmond L 53-75

at Virginia Tech W 66-57

at VMI W 81-72

J21 at #3 NC State L 71-90

at Davidson W 85-75

F4 at Furman L 85-109

at #12 North Carolina L 63-115

VMI W 89-78

F13 West Virginia² L 90-105

at George Washington L 69-81

at Washington & Lee L 57-70

F20 Virginia Tech W 79-74

F22 at West Virginia L 88-97

Davidson W 77-67

F25 Richmond W 79-77

M1 at Richmond³ L 62-79

1-UR Invitational, Richmond, VA; 2-Norfolk, VA; 3-Southern Conference Tournament, Richmond, VA (Richmond Arena)

**1956-57
Record: 9-18
SC: 7-11, 6th place**

N30 The Citadel W 87-74

D1 Hampden-Sydney W 98-81

D3 The Citadel W 82-74

D6 at Washington & Lee L 72-79

D8 George Washington W 89-85

D11 at Furman L 66-69

D15 at Villanova L 73-81

D27 vs. Lafayette¹ L 72-85

D28 vs. Columbia¹ L 78-93

D29 vs. Davidson¹ W 72-63

J1 at #12 Tennessee L 68-81

J2 at #9 Vanderbilt L 65-80

J5 at Davidson W 80-67

J8 #2 North Carolina L 61-71

J12 at Richmond L 55-68

J14 #15 West Virginia² L 72-81

J18 Virginia Tech W 72-70

F2 Davidson L 77-86

F4 Furman L 78-80

F9 at Geo. Washington L 77-79

F14 VMI W 83-66

F16 at Virginia Tech L 83-94

F18 at VMI W 65-58

F22 Washington & Lee L 58-80

F25 at #11 West Virginia L 57-80

M2 Richmond L 73-82

M7 vs. Virginia Tech³ L 56-64

1-UR Invitational, Richmond, VA; 2-Norfolk, VA; 3-Southern Conference Tournament, Richmond, VA (Richmond Arena)

**1957-58
Record: 15-14
SC: 9-9, 5th place**

Virginia W 73-69

D4 at Pennsylvania L 70-86

George Washington W 71-60

at The Citadel L 60-75

at The Citadel L 63-85

D13 at #8 West Virginia¹ L 52-68

at Evansville L 65-83

at Murray State W 76-66

D30 at Tennessee L 62-84

at #3 North Carolina L 63-79

J11 at Richmond W 72-66

Davidson W 75-61

at George Washington L 80-91

Virginia Tech L 75-87

F1 at Furman L 73-89

at Davidson W 72-53

Hampden-Sydney W 85-59

F8 vs. Navy² W 90-78

F10 at #1 West Virginia L 68-82

at VMI W 79-61

at Washington & Lee W 86-84

F17 Furman W 87-46

F21 Washington & Lee W 88-72

VMI W 96-78

at Virginia Tech L 68-72

M1 Richmond (3ot) L 67-79

M6 vs. Virginia Tech³ W 79-61

M7 vs. George Washington³ W 57-56

M8 vs. #2 West Virginia³ L 58-74

1-Logan, WV; 2-Norfolk, VA; 3-Southern Conference Tournament, Richmond, VA (Richmond Arena)

**1958-59
Record: 13-11
SC: 7-7, 4th place**

at Virginia L 74-85

at Washington & Lee W 63-60

George Washington W 57-52

Hampden-Sydney W 59-46

D15 VMI W 82-69

Davidson W 72-56

at Louisiana Tech¹ L 49-63

at North Texas W 82-77

at Murray State W 64-62

J3 at Furman L 70-78

at Davidson W 59-57

J10 Richmond W 83-65

at Charleston (WV) L 67-75

J13 at #10 West Virginia L 76-88

Virginia Tech W 59-58

J30 at #10 West Virginia L 76-82

at Virginia Tech L 68-74

at VMI W 86-60

at Geo. Washington L 68-87

F9 Furman L 70-71

Washington & Lee W 109-62

F21 at Richmond L 66-71

F26 at Richmond² W 87-69

F27 vs. #10 West Virginia² L 82-85

1-Gulf South Classic, Shreveport, LA;

2-Southern Conference Tournament, Richmond, VA (Richmond Arena)

**1959-60
Record: 15-11
SC: 10-5, 3rd place**

Virginia W 82-70

at VMI W 79-78

D5 at Tennessee W 77-71

Hampden-Sydney W 97-83

D11 vs. Duquesne¹ L 52-53

D12 vs. St. John's¹ L 65-77

Charleston (WV) W 95-82

at Geo. Washington L 71-98

D28 vs. Lafayette² L 63-81

D30 at Richmond² L 65-71

Davidson W 72-64

J9 at Richmond W 90-76

J11 at #3 West Virginia L 74-94

J12 at Pittsburgh L 59-75

Virginia Tech L 91-92

J30 #4 West Virginia³ W 94-86

The Citadel W 79-65

F6 Furman W 101-68

at Virginia Tech L 66-82

VMI W 89-67

George Washington W 75-66

F15 at Furman L 73-92

at Davidson W 73-65

F20 Richmond W 64-42

F25 vs. Furman⁴ W 82-74

F26 vs. #7 West Virginia⁴ L 83-117

1-Steel Bowl, Pittsburgh, PA; 2-UR Invitational, Richmond, VA; 3-Norfolk, VA;

4-Southern Conference Tournament, Richmond, VA (Richmond Arena)

**1960-61
Record: 14-10
SC: 9-6, 4th place**

Hampden-Sydney W 113-75

D3 at West Virginia (ot) L 72-74

D5 at Tennessee (ot) L 76-83

VMI W 66-58

George Washington W 61-57

Davidson W 54-49

at Virginia W 80-50

vs. Virginia¹ W 91-75

D30 at Richmond¹ L 87-101

J3 at Furman L 56-78

at Davidson L 45-54

J7 at Richmond W 63-60

The Citadel (ot) L 63-64

Virginia Tech W 74-60

J28 West Virginia² L 69-76

F1 Furman W 65-57

F8 at Navy L 67-69

George Washington W 85-80

at Virginia Tech L 67-85

at VMI W 86-77

F25 Richmond W 105-84

M2 vs. Furman³ (3ot) W 86-84

M3 vs. #8 West Virginia³ W 88-76

M4 vs. Geo. Washington³ L 82-93

1-UR Invitational, Richmond, VA; 2-Norfolk, VA; 3-Southern Conference Tournament, Richmond, VA (Richmond Arena)

**1961-62
Record: 7-17
SC: 5-11, 8th place (tie)**

D2 at West Virginia L 53-69

at The Citadel L 76-83

D6 at Georgia Tech L 56-72

George Washington W 86-55

D12 Virginia W 71-63

D15 East Carolina W 81-60

D28 at Texas Tech L 70-91

D29 vs. Texas¹ L 71-84

J2 at Furman L 76-77

at Davidson L 47-62

J6 at Richmond L 65-73

The Citadel W 71-58

Virginia Tech L 49-63

at VMI L 71-74

J27 West Virginia² L 61-70

J31 Furman W 79-67

Davidson L 54-61

at Memphis State L 70-88

at Loyola L 62-77

F10 at Navy L 59-71

at Virginia Tech L 65-104

F17 VMI W 102-84

at George Washington L 84-92

F24 Richmond W 54-49

1-Lubbock, TX; 2-Norfolk, VA

**1962-63
Record: 15-9
SC: 10-5, 3rd place**

D1 at Geo. Washington L 50-60


D4 Hampden-Sydney W 77-64

D8 at Virginia Tech (ot) L 71-77

D11 at Virginia W 71-69

D14 at Pittsburgh¹ L 56-66

YEAR-BY-YEAR RESULTS



D15 vs. Boston College ¹	L	53-66
D17 Furman	L	55-56
D28 vs. Lehigh ²	W	73-58
D29 at Richmond ²	W	76-59
J2 at Davidson (ot)	L	70-73
J3 at Furman	W	70-68
J5 at Richmond	L	55-59
J8 The Citadel	W	83-69
J10 Virginia Tech	W	78-63
J15 VMI	W	80-71
J30 Davidson	W	70-63
F2 at The Citadel	W	82-69
F4 at #6 Georgia Tech	L	49-50
F9 West Virginia ³	W	75-72
F11 East Carolina	W	81-65
F15 at VMI	W	75-65
F19 George Washington	W	79-75
F23 Richmond	W	75-39
F28 vs. Virginia Tech ⁴	L	72-74

1-Steel Bowl, Pittsburgh, PA (Civic Arena); 2-UR Invitational, Richmond, VA; 3-Norfolk, VA; 4-Southern Conference Tournament, Richmond, VA (Richmond Arena)

1963-64

Record: 9-13

SC: 5-9, 7th place

D3 Hampden-Sydney	W	81-49
D6 at VMI	W	56-51
D14 Furman	W	67-60
D18 at West Virginia	L	73-78
D20 at Arkansas State ¹ (ot)	W	73-71
D21 vs. UTEP ¹	L	51-61
D27 vs. E. Kentucky ² (ot)	L	55-61
D28 at E. Tennessee St ²	W	69-55
J4 at Furman	W	66-60
J6 at The Citadel	L	60-63
J11 at Richmond	L	52-53
J13 East Carolina	W	64-47
J16 Virginia Tech	L	66-73
F1 The Citadel	L	67-80
F4 #5 Davidson ³	L	84-111
F6 at Geo. Washington	L	77-81
F8 Virginia	L	54-56
F10 at Virginia Tech (2ot)	L	86-90
F15 at VMI	L	65-70
F19 George Washington	W	82-67
F22 Richmond	W	84-53
F27 vs. West Virginia ⁴	L	73-85

1-Arkansas State Tournament, Jonesboro, Ark.; 2-Watauga Invitational, Johnson City, Tenn.; 3-Norfolk, Va.; 4-Southern Conference Tournament, Charlotte, N.C. (Charlotte Coliseum)

1964-65

Record: 12-13

SC: 6-8, 6th place

D1 at Virginia	L	58-72
D3 Hampden-Sydney	W	98-70
D5 East Carolina	W	86-72
D8 George Washington	W	54-44
D11 Furman (ot)	L	64-65
D14 at West Virginia	L	63-72
D17 VMI	W	66-63
D21 at Georgia Tech	L	73-91
D29 at Texas Western ¹	L	50-56
D30 vs. TCU ¹	L	71-76
J2 at Davidson ²	L	57-77
J5 The Citadel	L	64-70
J9 at Geo. Washington	L	50-56
J12 Virginia Tech	L	75-89
J16 at Richmond	W	61-59
J31 at East Carolina ³	W	61-58
F1 at Furman	W	68-64
F3 at The Citadel	W	79-70
F10 at VMI	L	57-61
F13 Pittsburgh	W	63-61
F16 at Virginia Tech	L	57-76
F20 Richmond	W	87-77
F25 vs. The Citadel ⁴	W	68-60

F26 vs. Virginia Tech ⁴	W	70-59
F27 vs. West Virginia ⁴ (2ot)	L	67-70

1-Sun Carnival Classic, El Paso, TX; 2-Charlotte; 3-Norfolk; 4-Southern Conference Tournament, Charlotte, NC (Charlotte Coliseum)

1965-66

Record: 13-12

SC: 8-3, 3rd place

D1 Virginia	W	93-82
D4 at North Carolina	L	68-82
D6 at Virginia Tech	L	63-95
D11 Furman	W	84-63
D15 Hampden-Sydney	L	68-71
D18 at Geo. Washington	W	79-66
D20 at Jacksonville	L	76-82
D22 at Georgia Tech	L	73-92
D27 vs. East. Kentucky ¹	W	76-64
D28 at Detroit ¹	L	65-80
J1 at Davidson ²	L	59-90
J4 Virginia Tech	L	69-76
J8 at VMI	L	74-89
J15 Richmond	W	71-65
J29 at The Citadel	W	70-65
J31 at Florida Southern	W	69-61
F2 at Miami (FL)	L	66-88
F5 East Carolina ³	W	57-51
F7 The Citadel	W	59-46
F10 George Washington	W	81-52
F12 VMI	W	94-67
F17 St. Francis (PA)	W	67-52
F19 at Richmond	L	63-76
F24 vs. Furman ⁴	W	78-73
F25 vs. West Virginia ⁴	L	50-64

1-Motor City Tournament, Detroit, MI (Memorial Building); 2-Charlotte; 3-Fort Eustis; 4-Southern Conference Tournament, Charlotte, NC (Charlotte Coliseum)

1966-67

Record: 14-11

SC: 8-5, 3rd place

D1 at Virginia	L	65-80
D3 at West Virginia ¹	L	67-73
D5 at Pittsburgh	W	72-68
D6 at St. Francis (PA)	L	54-67
D9 Florida Southern	W	75-69
D13 East Carolina	W	82-63
D17 George Washington	W	36-30
D22 Jacksonville	W	72-68
D27 at Evansville ²	W	74-72
D28 vs. New Mexico St ²	L	49-62
J4 Virginia Tech	L	69-96
J17 at Geo. Washington	W	85-74
J11 Hampden-Sydney	W	100-78
J14 at Richmond	L	78-90
J28 at The Citadel	L	77-85
J30 at East Carolina	W	84-72
F2 at Virginia Tech	L	79-84
F4 The Citadel	W	91-57
F7 VMI	W	64-57
F13 at Furman	L	85-92
F14 at Davidson	W	74-71
F17 at VMI	L	67-81
F24 Richmond	W	79-69
M2 vs. Geo. Wash. ³	W	76-66
M3 vs. Davidson ³	L	65-78

1-Charleston, WV (Charleston Civic Center); 2-Evansville Invitational, Evansville, IN; 3-Southern Conference Tournament, Charlotte, NC

1967-68

Record: 6-18

SC: 4-10, 8th place

D2 at West Virginia	L	66-83
D9 George Washington	W	96-76
D13 at NC State	L	73-88
D15 at #8 Davidson	L	75-81
D18 at Wake Forest	L	79-108
D20 VMI	W	96-82

D28 at Connecticut ¹	L	49-51
D29 vs. Massachusetts ¹	L	86-92
J2 Jacksonville	L	69-71
J4 Pittsburgh	W	79-65
J6 Loyola (LA)	W	97-74
J8 at Virginia Tech	L	70-90
J10 East Carolina	L	70-71
J13 Richmond (ot)	W	98-92
J29 at West Virginia ²	L	70-88
J30 at George Washington	L	76-80
F3 The Citadel	L	75-84
F5 at VMI	L	62-68
F10 at East Carolina	L	75-99
F12 Furman	W	91-76
F17 Virginia Tech ³ (ot)	L	72-78
F21 at The Citadel	L	73-84
F24 at Richmond	L	81-108
F29 vs. Davidson ⁴	L	68-107

1-Basketball Classic, Storrs, CT (Field House); 2-Charleston, WV (Charleston Civic Center); 3-Fort Eustis; 4-Southern Conference Tournament, Charlotte, NC

1968-69

Record: 6-20

SC: 3-8, 7th place

D2 at West Virginia	L	74-89
D3 at Pittsburgh	L	62-68
D11 East Carolina ¹	L	66-77
D14 at Geo. Washington	L	71-82
D17 Wake Forest ²	L	58-98
D20 vs. Virginia Tech ³	L	72-83
D21 vs. Richmond ³	L	62-106
D26 Baylor ⁴	L	68-81
D27 Delaware ⁴	W	82-76
D28 Air Force ⁴	W	74-71
J4 Virginia Tech ²	L	60-75
J6 West Virginia ²	L	71-75
J9 The Citadel ¹	W	73-56
J11 at East Carolina	L	61-87
J13 at Virginia Tech	L	46-77
J15 George Washington ¹	W	77-75
J18 at Richmond	L	75-80
J30 at VMI	L	71-72
F1 at Furman	L	49-78
F3 at The Citadel	L	61-95
F5 at Jacksonville	L	74-88
F8 Georgetown ² (2ot)	W	90-84
F11 Old Dominion	L	65-80
F15 VMI ¹	W	83-78
F22 Richmond ¹	L	80-96
F27 vs. East Carolina ⁵	L	35-48

1-BG; 2-Fort Eustis; 3-Big 5 Tournament, Salem, VA; 4-East Carolina Classic, Greenville, NC; 5-Southern Conference Tournament, Charlotte, NC

1969-70

Record: 11-16

SC: 5-7, 5th place

D1 North Carolina State	L	84-93
D3 at West Virginia	L	80-106
D6 at Virginia Tech	L	84-93
D9 at Georgetown	L	82-87
D11 Richmond	W	81-74
D13 at Duke	L	77-84
D16 George Washington	L	80-90
D18 vs. Virginia Tech ¹	W	84-79
D19 vs. VMI ¹	W	75-64
D20 vs. Virginia ¹	L	72-92
D30 at Geo. Washington	L	78-86
J3 West Virginia ²	W	83-76
J6 Pittsburgh	W	84-73
J10 Virginia Tech	L	72-92
J26 Furman	W	107-87
J29 Virginia (ot)	L	81-87
J31 at The Citadel	W	65-60
F3 at #15 Davidson	L	87-93
F7 East Carolina	L	88-98
F10 at VMI	L	68-74
F12 The Citadel	W	79-74
F14 VMI	W	77-58

F16 Old Dominion	W	89-80
F18 at East Carolina	L	83-96
F21 at Richmond	L	60-78
F26 vs. Furman ³	W	82-67
F27 vs. #11 Davidson ³	L	54-78

1-Big 5, Hampton, VA; 2-Hampton, VA (Hampton Coliseum); 3-Southern Conference Tournament, Charlotte, NC

1970-71

Record: 11-16

SC: 7-3, 2nd place

D1 vs. Richmond ¹	W	69-68
D2 vs. Virginia Tech ¹	L	78-88
D3 vs. Richmond ¹	W	97-84
D5 North Carolina	L	72-101
D7 Georgetown	L	71-88
D12 at The Citadel	L	67-71
D14 at Wake Forest	L	70-93
D17 at Virginia	L	87-107
D19 VMI ²	W	75-49
D29 vs. #1 UCLA ³	L	71-90
D30 Duquesne ³	L	54-79
J2 Davidson	L	49-66
J4 The Citadel	W	59-54
J6 Rice	L	74-77
J9 at Richmond	W	72-69
J23 East Carolina	W	74-65
J28 at Loyola (LA)	L	87-118
J30 at Furman (ot)	W	78-71
F3 Virginia Tech	L	62-74
F6 Navy	W	77-71
F8 at Virginia Tech	L	63-91
F11 #6 Jacksonville	L	69-100
F16 at VMI	W	85-69
F20 at East Carolina	L	56-65
F27 Richmond	W	103-82
vs. VMI ⁴	W	69-65
M5 vs. Richmond ⁴	L	64-66

1-Big 5 Tournament, Hampton, VA; 2-BG; 3-Steel Bowl, Pittsburgh, PA; 4-Southern Conference Tournament, Charlotte, NC

1971-72

Record: 10-17

SC: 6-4, 3rd place

D4 Furman	W	110-91
D8 Wake Forest	L	60-75
D11 The Citadel	W	74-67
D15 #19 Virginia	L	62-82
D18 at #14 Jacksonville	L	72-83
D20 at Georgia Tech	L	71-83
D22 at Rice	L	76-88
D29 at Stetson ¹	W	94-67
D30 vs. Miami (OH) ¹	L	67-69
J1 at Davidson	L	68-81
J3 at The Citadel	L	59-68
J8 at Richmond (2ot)	W	73-68
J22 at East Carolina	L	71-79
J25 VMI	W	76-59
J27 at Georgetown (ot)	L	79-85
J29 at Virginia Tech	L	65-87
J31 Cincinnati	L	52-65
F3 Florida Southern	W	76-67
F5 Pittsburgh	W	73-68
F10 Virginia Tech	L	69-90
F12 at Duke	L	69-87
F16 at West Virginia	L	71-87
F19 East Carolina	W	67-64
F22 at VMI	L	35-37
F26 Richmond	W	85-62
M2 vs. Richmond ²	W	98-82
M3 at Furman ²	L	74-93

1-Tangerine Bowl Classic, Winter Park, FL; 2-Southern Conference Tournament, Greenville, SC

YEAR-BY-YEAR RESULTS

1972-73

Record: 10-17

SC: 5-6, 5th place

N25 at Furman	L	90-112
N27 Jacksonville	L	94-103
D2 at Duke	L	74-98
D6 Wake Forest	L	71-86
D9 at The Citadel	L	73-82
D11 at Appalachian State	W	73-71
D13 Virginia Tech	L	77-98
D16 at Virginia	L	80-90
D18 Georgia Tech	W	63-60
D27 at Lehigh	W	77-66
D28 at CC of New York	W	69-53
J3 Davidson	L	88-102
J6 Richmond	L	58-65
J20 at East Carolina	L	68-73
J25 at Wake Forest	L	79-93
J27 at Cincinnati	L	68-110
J29 at Virginia Tech	L	92-127
J31 VMI	W	77-59
F3 at Pittsburgh	L	62-83
F6 The Citadel	W	83-74
F10 at Rutgers	L	78-97
F15 West Virginia	W	69-66
F17 East Carolina	W	80-69
F20 at VMI	L	64-66
F24 at Richmond	W	66-64
vs. The Citadel ¹	W	97-72
vs. Davidson ¹	L	73-76

1-Southern Conference Tournament, Richmond, VA (Richmond Coliseum)

1973-74

Record: 9-18

SC: 5-6, 5th place

D1 Appalachian State	W	100-63
D3 Duke	L	79-93
D6 at Wake Forest	L	58-78
D8 at The Citadel	L	65-88
D11 Richmond (ot)	W	73-71
D14 at Baltimore	L	70-79
D15 at Navy	W	84-80
D20 at #9 Providence	L	75-105
D22 at Fairfield	L	57-77
J19 East Carolina	L	67-70
J21 at Davidson	L	65-73
J22 VMI	W	85-68
J26 Furman	L	80-97
J29 Rutgers	L	75-76
J31 at Virginia Tech	L	61-80
F2 #13 Pittsburgh	L	62-68
F4 The Citadel	W	64-57
F6 at VMI	W	67-65
F9 at East Carolina	L	63-93
F11 Virginia Tech	L	54-72
F14 Iona	W	64-62
F16 at Old Dominion	W	70-68
F18 Virginia	L	62-72
F21 at Geo. Washington	L	51-81
F23 at Richmond	L	81-88
F27 vs. East Carolina ¹ (2ot)	W	75-67
M1 vs. Furman ¹	L	55-70

1-Southern Conference Tournament, Richmond, VA (Richmond Coliseum)

1974-75

Record: 16-12

SC: 6-5, 3rd place

N30 Pace	W	54-51
D2 Haverford	W	69-55
D5 George Washington	L	50-61
D7 at The Citadel	W	82-73
D11 at Virginia	L	51-73
D14 Wagner	W	77-65
D17 Davidson	W	76-75
D21 Wake Forest	W	59-58
D30 Columbia	W	75-63
J4 Old Dominion	L	55-61
J18 at East Carolina	L	62-66
J20 St. Mary's	W	91-44
J22 at VMI	L	69-71

J25 at Furman	L	58-75
J28 Virginia Tech	W	76-69
F1 at Pittsburgh	L	60-70
F3 The Citadel	W	81-53
F6 at Richmond	L	75-84
F8 at Appalachian State	W	69-59
F10 Baltimore	W	67-52
F12 at Virginia Tech	L	75-101
F15 East Carolina	L	66-68
F19 VMI	W	67-66
F22 Richmond	W	72-60
F26 at Rutgers	L	70-88
Davidson ¹	W	78-64
M5 vs. East Carolina ²	W	69-66
M6 at Furman ²	L	55-66

1-Southern Conference Tournament, Williamsburg, VA; 2-Southern Conference Tournament, Greenville, SC

1975-76

Record: 15-13

SC: 8-3, 2nd place

N29 Appalachian State	W	68-48
D1 Eastern Connecticut	W	75-55
D4 at Geo. Washington	L	69-75
D6 The Citadel	W	70-61
D9 at Wake Forest	L	69-82
D11 Dickenson	W	61-56
J3 Wagner	W	80-52
J5 at Iona (ot)	L	64-67
J6 at Princeton	L	43-64
J10 Washington Coll.	W	105-60
J13 at Old Dominion	L	73-77
J17 East Carolina	W	65-58
J19 Virginia	L	60-80
J21 at #20 VMI	L	78-84
J24 Furman	W	80-68
J28 at Virginia Tech	L	79-105
J31 Richmond	L	72-80
F3 at East Carolina	W	56-54
F5 Old Dominion	W	74-61
F7 VMI	W	68-62
F11 #18 Virginia Tech	L	48-50
F14 at Davidson	W	75-73
F16 at The Citadel	L	62-64
F19 Pratt	W	70-56
F21 at Richmond	W	107-102
F25 #3 Rutgers	L	90-100
F28 Furman ¹	W	70-57
M3 vs. Richmond ²	L	78-84

1-Southern Conference Tournament, Williamsburg, VA; 2-Southern Conference Tournament, Greenville, SC

1976-77

Record: 16-14

SC: 7-4, 4th place

N29 Christopher Newport	W	105-51
D1 Hampden-Sydney	W	92-67
D4 The Citadel	W	94-61
D8 #11 Wake Forest (ot)	L	84-90
D11 at Appalachian State	L	59-68
D22 at UC Santa Barbara	W	78-65
D23 at #8 UCLA	L	55-59
D27 at Hawaii ¹	L	60-63
D28 vs. Illinois ¹	L	64-73
D29 vs. Temple ¹	W	68-65
J8 Appalachian State	W	68-63
J10 at Virginia	W	71-65
J12 at VMI	L	79-92
J15 at Richmond	W	67-62
J18 East Carolina	W	79-43
J20 Queens	W	91-41
J22 at Furman (ot)	L	83-88
J24 at The Citadel	W	61-53
J26 Princeton	L	38-42
J29 Navy	W	70-56
J31 at Davidson	L	52-69
F2 George Washington	W	83-70
F5 Old Dominion	L	71-73
F7 at West Virginia ²	L	58-69
F10 at East Carolina	W	70-66

F12 Davidson	W	68-60
F16 #19 VMI	W	86-84
F19 Richmond	L	77-78
F21 at Old Dominion	L	68-82
F26 East Carolina ³	L	76-79

1-Rainbow Classic, Honolulu, HI (Neil S. Blaisdell Center); 2-Charleston, WV (Charleston Civic Center); 3-Southern Conference Tournament, Williamsburg, VA

1977-78

Record: 16-10

N25 vs. VCU ¹	W	55-54
N26 vs. St. Joseph's ¹	L	60-69
N28 Christopher Newport	W	86-68
N30 West Virginia	W	72-61
D3 Radford	W	85-56
D7 #2 North Carolina	W	78-75
D9 vs. Cal. St. Fullerton ²	W	67-62
D10 vs. Montana ²	W	61-60
D28 at Stetson ³	W	61-60
D29 vs. Rollins ³	W	79-66
J7 East Carolina	L	56-58
J10 at Rutgers	L	71-79
J14 Richmond	W	75-43
J17 at East Carolina	W	77-76
J21 American	L	67-73
J25 at Davidson	W	65-56
J28 at Old Dominion	L	63-64
F1 VCU	L	62-73
F4 George Mason	W	94-73
F7 at Navy	W	70-62
F11 James Madison	L	66-68
F15 VMI	L	59-60
F18 at Richmond	W	59-48
F20 #17 Virginia	L	49-62
F22 at South Carolina	L	54-67
F25 Old Dominion	W	75-64

1-Spider Classic, Richmond, VA (Robins Center); 2-at Cougar Classic, Provo, UT (Marriott Center); 3-Tangerine Bowl

1978-79

Record: 9-17

N25 Delaware Valley	W	86-64
N27 Christopher Newport	W	66-54
N29 at West Virginia	L	39-45
D2 East Carolina	W	60-54
D9 at Virginia Tech	L	59-84
D29 at VCU ¹	L	43-60
D30 vs. Richmond ¹ (ot)	L	62-64
J3 Muhlenberg	W	80-64
J6 James Madison	L	55-56
J10 at Virginia	L	56-95
J13 at Richmond	L	72-83
J16 Virginia Wesleyan	W	67-62
J20 at Old Dominion	L	42-48
J24 at VCU	L	46-67
J27 South Carolina	L	54-62
J30 at East Carolina (2ot)	L	59-61
F1 Roanoke	W	44-43
F3 Navy	W	68-63
F6 at James Madison	L	57-70
F8 Davidson (2ot)	W	68-62
F10 at American	L	45-61
F12 Virginia Tech	L	49-55
F14 at #4 North Carolina	L	60-85
F17 Richmond	W	68-64
F21 Virginia	L	40-44
F24 Old Dominion	L	56-57

1-TD Invitational Tournament, Richmond, VA (Richmond Coliseum)

1979-80

Record: 12-15

D1 Johns Hopkins	W	94-51
D3 Christopher Newport	W	68-50
D5 West Virginia	W	63-62
D8 VCU	L	54-57
D10 St. Mary's	W	104-67
D22 NC Wesleyan	W	88-62

D26 at Jacksonville ¹	L	43-58
D27 vs. Iowa State ¹	L	55-56
D29 at Roanoke	W	69-67
J9 at South Carolina	L	67-74
J14 American	L	72-82
J16 at Navy	L	48-73
J19 Richmond	W	82-81
J24 Temple	L	55-56
J26 at Old Dominion	L	51-60
J29 at #11 North Carolina	L	61-71
F2 Catholic	W	88-66
F5 at James Madison	L	58-61
F7 George Mason	W	84-62
F9 at Richmond	W	83-74
F12 at VCU	L	56-64
F14 Bluefield	W	101-48
F16 James Madison	L	49-52
F20 at Virginia	L	55-63
F23 Old Dominion (ot)	L	69-71
F26 Richmond ²	W	78-77
vs. Old Dominion ³	L	59-75

1-Gator Bowl Tourney, Jacksonville, FL (Swisher Gymnasium); 2-ECAC South Tournament, Williamsburg, VA; 3-ECAC South Tournament, Hampton, VA

1980-81

Record: 16-12

N29 Pace	W	85-64
D1 Christopher Newport	W	84-56
D3 at VCU	L	58-77
D6 #7 Virginia	L	68-88
D20 NC Wesleyan	W	88-63
J3 at #9 Maryland	L	64-69
J6 Millersville	W	76-52
J10 at Virginia Tech	W	51-43
J14 at Richmond	W	44-42
J17 James Madison	W	44-42
J19 at Catholic	W	36-29
J21 Virginia Tech (3ot)	W	48-46
J24 at Old Dominion	L	51-76
J26 at George Mason	W	64-45
J28 at Temple ¹	L	68-80
J31 Navy	W	71-60
F2 at American	L	54-69
F4 at VMI	W	75-63
F7 at James Madison	L	60-72
F11 Richmond	L	51-53
F14 South Carolina	W	77-68
F18 #13 North Carolina	L	55-81
F21 Old Dominion	L	59-60
F24 VCU (ot)	L	67-68
F26 St. Mary's	W	105-69
F28 George Mason	W	68-53
Robert Morris ²	W	73-50
M6 vs. James Madison ³	L	42-44

1-The Palestra; 2-ECAC South Tournament, Williamsburg, VA (William and Mary Hall); 3-ECAC South Tournament, Hampton, VA

1981-82

Record: 16-12

N27 Elizabethtown	W	101-54
N30 Christopher Newport	W	71-32
D2 VMI	W	84-57
D5 at Virginia Tech	L	60-76
D19 NC Wesleyan	W	69-45
D29 vs. Auburn ¹	W	58-48
D30 vs. Davidson ¹	W	46-44
J4 at #1 North Carolina	L	40-64
J6 at East Carolina	L	58-61
J9 Lebanon Valley	W	75-50
J11 at VCU (ot)	L	62-63
J16 at James Madison	L	44-54
J20 Richmond	W	70-47
J23 Old Dominion (ot)	W	60-59
J27 Maryland	L	43-50
J30 at Navy (ot)	W	47-46
F2 at American (ot)	L	64-65
F4 at George Mason	W	88-68
F6 at Richmond	L	55-60

YEAR-BY-YEAR RESULTS

F8 Virginia Tech W 66-51
 F13 Temple W 68-59
 F17 at Old Dominion L 45-66
 F20 James Madison L 55-56
 F23 VCU L 63-65
 F25 George Mason (ot) W 53-47
 F27 East Carolina W 80-61
 M4 vs. Navy² W 79-55
 M5 vs. James Madison² L 49-64
*1-Iron Duke Classic (Durham, NC);
 2-ECAC South Tournament, Norfolk, VA
 (Scope)*

1982-83
Record: 10-9
ECAC South: 9-0, 1st place
Postseason: NIT, 1st round

N29 Christopher Newport W 84-51
 D1 Norfolk State W 72-56
 D3 Lock Haven W 89-52
 D7 at West Virginia L 51-65
 D11 at Temple¹ L 61-62
 D30 at Notre Dame L 60-83
 J5 at Maryland L 51-56
 J8 at George Mason W 47-46
 J12 at East Carolina W 72-51
 J15 at Lafayette W 69-61
 J17 Wake Forest W 80-63
 J19 NC Wesleyan W 90-55
 J22 at Old Dominion W 56-50
 J26 Richmond W 76-68
 J29 James Madison W 72-65
 J31 VCU L 49-50
 F2 at Duke L 71-73
 F5 Loyola W 79-53
 F9 East Carolina W 70-54
 F12 Old Dominion L 42-43
 F16 at VMI W 77-65
 F19 at James Madison W 60-55
 F21 Navy W 75-55
 F23 at Richmond W 49-47
 F26 George Mason W 79-72
 M2 at Delaware W 70-58
 M10 vs. East Carolina² W 48-45
 M12 vs. James Madison² L 38-41
 M17 at Virginia Tech³ L 79-85
*1-The Palestra; 2-ECAC South Tournament, Richmond, VA (Robins Center);
 3-National Invitational Tournament, Blacksburg, VA*

1983-84
Record: 14-14
ECAC South: 6-4, 2nd place (tie)

N25 NC Wesleyan W 79-39
 N30 Duke L 68-70
 D3 at Old Dominion L 57-73
 D6 at VCU L 38-41
 D8 at Virginia L 41-52
 D30 Towson W 63-45
 J4 UNC Wilmington L 55-61
 J7 at #5 Maryland L 44-58
 J11 at #12 Wake Forest L 53-80
 J14 East Carolina W 64-48
 J18 VMI W 73-55
 J21 at Navy (2ot) L 55-60
 J23 at Drexel L 59-60
 J25 George Mason W 91-79
 J28 at Richmond L 60-69
 J30 Delaware W 68-65
 F1 Virginia Wesleyan W 107-73
 F4 James Madison W 46-44
 F6 Lafayette W 67-57
 F9 at UNC Wilmington W 76-52
 F11 at East Carolina W 67-52
 F18 Navy L 71-73
 F22 Old Dominion L 65-71
 F25 at George Mason L 57-64
 F29 at James Madison W 56-47
 M3 Richmond W 83-65
 M8 vs. East Carolina¹ W 47-32
 M9 vs. Navy¹ L 57-67

1-ECAC South Tournament, Harrisonburg, VA (Convocation Center)

1984-85
Record: 16-12
ECAC South: 9-5, 4th place

N28 at Duke L 60-92
 D1 Drexel W 81-65
 D5 Virginia W 54-53
 D8 Old Dominion L 57-62
 D22 Christopher Newport W 85-45
 D28 vs. Iona¹ L 55-68
 D29 vs. New Hampshire¹ W 53-45
 J2 at Wake Forest L 47-64
 J12 at East Carolina W 67-53
 J17 UNC Wilmington W 79-68
 J19 Navy L 59-70
 J21 Lafayette W 58-57
 J23 at George Mason W 63-62
 J26 Richmond (ot) L 76-82
 J28 at American L 62-64
 J30 Delaware W 72-61
 F2 at James Madison W 78-70
 F6 at VMI L 48-50
 F9 East Carolina W 80-71
 F16 at Navy L 60-84
 F18 American W 89-61
 F20 at Old Dominion L 58-72
 F23 George Mason (ot) W 74-73
 F25 at UNC Wilmington W 67-59
 F28 James Madison W 71-60
 M2 at Richmond L 58-68
 M7 James Madison² W 68-61
 M8 Navy² L 83-89
1-Connecticut Mutual Classic, Hartford, CT (Hartford Civic Center); 2-ECAC South Tournament, Williamsburg, VA (William and Mary Hall)

1985-86
Record: 8-20
CAA: 3-11, 6th place (tie)

N23 at Towson L 56-66
 N26 #6 Duke L 61-84
 N30 Drexel W 57-52
 D5 at Maryland L 48-77
 D20 Christopher Newport W 76-55
 D27 vs. Georgia¹ L 44-77
 D28 vs. Colorado State¹ W 61-39
 J4 • at Richmond L 36-52
 J8 at Virginia L 47-67
 J11 • UNC Wilmington L 56-73
 J13 • East Carolina L 52-54
 J15 Old Dominion L 44-75
 J18 • at James Madison L 58-59
 J20 • at George Mason L 54-67
 J22 VMI W 71-64
 J25 • Navy L 68-76
 J27 • American W 76-63
 J30 at VCU L 44-60
 F1 • #20 Richmond L 47-67
 F3 • George Mason L 46-69
 F8 • at UNC Wilmington W 73-64
 F10 • at East Carolina L 47-52
 F15 • James Madison W 53-50
 F17 • at Navy L 51-66
 F20 at Old Dominion L 47-58
 F24 • at American L 64-70
 F26 at Lafayette W 59-54
 M1 at Richmond² L 50-61
*1-Krystal Classic, Chattanooga, TN;
 2-CAA Tournament, Richmond, VA (Robins Center)*

1986-87
Record: 5-22
CAA: 2-12, 8th place

D1 Bridgewater W 73-57
 D4 VCU L 64-73
 D6 at Old Dominion L 54-56
 D8 Miami (OH) L 57-60
 D20 Christopher Newport W 70-55

D29 at Tulsa¹ L 60-79
 D30 vs. Drexel¹ L 58-60
 J3 • Richmond L 66-68
 J5 at #20 Duke L 46-82
 J7 Towson W 65-52
 J10 • at UNC Wilmington L 55-82
 J12 • at East Carolina L 52-56
 J17 • James Madison W 71-61
 J19 • George Mason L 49-50
 J23 • at #18 Navy L 59-82
 J26 • at American L 56-83
 J28 Old Dominion L 56-60
 J31 • at Richmond L 50-70
 F2 • at George Mason L 64-70
 F7 • East Carolina W 69-65
 F9 • UNC Wilmington L 58-80
 F11 at VMI L 68-76
 F14 • at James Madison L 78-96
 F16 • Navy L 52-63
 F19 at Drexel L 76-82
 F23 • American L 69-70
 F28 vs. Navy² L 52-63
1-First Tulsa Classic, Tulsa, OK; 2-CAA Tournament, Hampton, VA (Hampton Coliseum)

1987-88
Record: 10-19
CAA: 5-9, 6th place (tie)

N28 Old Dominion L 69-72
 N30 at Miami (OH) L 68-78
 D4 at Stanford¹ L 64-87
 D5 vs. Texas¹ L 73-78
 D19 Christopher Newport W 88-69
 D29 at Georgia Tech² L 59-90
 D30 vs. Villanova² L 57-76
 J2 at Loyola W 84-81
 J4 at #9 Duke L 70-101
 J7 at Delaware L 69-77
 J9 • American L 72-86
 J11 VMI W 69-59
 J13 • at Navy W 67-65
 J16 • James Madison W 75-65
 J20 • at George Mason L 69-82
 J23 • UNC Wilmington L 67-76
 J27 • at East Carolina W 70-63
 J30 • Richmond L 69-77
 F2 Virginia Wesleyan W 81-48
 F4 at Old Dominion L 69-78
 F6 • at American (ot) L 75-77
 F10 • Navy (ot) L 61-63
 F13 • at James Madison L 51-64
 F17 • George Mason W 86-68
 F20 • at UNC Wilmington L 74-84
 F24 • East Carolina W 88-62
 F27 • at Richmond L 65-73
 M5 vs. American³ W 76-75
 M6 vs. George Mason³ L 76-95
1-Apple Invitational, Stanford, CA; 2-Cotton States Classic, Atlanta, GA (The Omni); 3-CAA Tournament, Hampton, VA (Hampton Coliseum)

1988-89
Record: 5-23
CAA: 3-11, 7th place

N26 Hampden-Sydney (ot) L 91-92
 N29 Old Dominion L 62-70
 D3 at Virginia Tech L 75-96
 D7 Army L 66-78
 D10 Delaware L 63-81
 D22 Christopher Newport W 86-63
 D30 at Stetson (ot) L 82-91
 J2 at Central Florida L 65-69
 J4 Manhattan W 71-53
 J7 • East Carolina L 59-75
 J9 • UNC Wilmington L 52-91
 J11 at #1 Duke L 38-100
 J14 • at American L 72-90
 J16 at Towson L 78-98
 J18 • Navy W 72-59
 J21 • at James Madison L 50-87

J25 • George Mason L 50-69
 J28 • at Richmond L 60-76
 F1 • at East Carolina L 68-73
 F4 • at UNC Wilmington W 62-58
 F6 at VMI L 64-66
 F8 • American L 58-86
 F11 at Davidson W 88-69
 F15 • at Navy (ot) L 70-73
 F18 • James Madison L 71-92
 F22 • at George Mason L 64-91
 F25 • Richmond L 68-76
 M4 vs. George Mason¹ L 72-75
1-CAA Tournament, Hampton, VA (Hampton Coliseum)

1989-90
Record: 6-22
CAA: 2-12, 8th place

N24 St. Andrew's W 66-59
 N27 Davidson W 80-79
 N29 at Old Dominion L 62-67
 D2 at Delaware L 56-72
 D5 at Army L 59-70
 D9 Virginia Tech L 53-76
 D22 Christopher Newport W 83-53
 D29 vs. Northwestern¹ L 78-103
 D30 vs. AK-Anchorage¹ L 85-91
 J3 Loyola W 71-58
 J6 • American L 64-79
 J10 • James Madison L 65-87
 J13 • at Navy L 59-80
 J17 • George Mason L 80-89
 J20 • at East Carolina L 64-72
 J22 #8 Duke L 76-109
 J24 • UNC Wilmington L 75-76
 J27 • Richmond L 66-71
 J31 • at James Madison L 61-82
 F3 • at American L 73-85
 F5 VMI L 66-86
 F10 • Navy L 61-83
 F13 at Wake Forest L 52-77
 F15 • at George Mason L 78-83
 F17 • East Carolina W 74-71
 F21 • at UNC Wilmington W 65-64
 F24 • at Richmond L 54-72
 M3 James Madison² L 83-93
1-Music City Invitational Tournament, Nashville, TN (Memorial Gym); 2-CAA Tournament, Richmond, VA (Richmond Coliseum)

1990-91
Record: 13-15
CAA: 6-8, 5th place (tie)

N24 Hampden-Sydney W 89-83
 N27 at Davidson W 59-58
 N29 Army W 73-71
 D1 at Virginia Tech L 64-66
 D5 Old Dominion W 71-63
 D8 at Manhattan L 59-73
 D22 Virginia Wesleyan W 92-73
 D28 vs. Rhode Island¹ L 70-80
 D29 vs. Lafayette¹ L 65-67
 J2 at Lehigh L 79-82
 J7 at Loyola W 77-54
 J9 • at George Mason W 73-70
 J12 • Navy W 76-73
 J16 • at American L 70-87
 J19 • East Carolina (2ot) W 74-62
 J21 • UNC Wilmington L 76-78
 J23 at VMI W 58-46
 J26 • at Richmond L 63-80
 J28 • at James Madison L 56-70
 F2 • James Madison L 63-67
 F4 Wake Forest L 74-93
 F6 • George Mason L 67-87
 F9 • at Navy W 82-73
 F13 • American L 70-75
 F16 • at East Carolina W 64-56
 F20 • at UNC Wilmington L 76-90
 F23 • Richmond W 71-69
 M4 American² L 57-70

YEAR-BY-YEAR RESULTS

1-Connecticut Mutual Classic, Hartford, CT; 2-CAA Tournament, Richmond, VA (Richmond Coliseum)

1991-92

Record: 10-19

CAA: 3-11, 7th place (tie)

N22 Virginia Wesleyan	W	79-62
N25 at Virginia	L	43-78
N30 Navy (ot)	W	82-77
D2 Davidson (ot)	W	70-69
D4 UNC Greensboro (ot)	L	73-79
D7 Virginia Tech	W	66-60
D17 at SMU	L	55-66
D21 vs. #24 Charlotte ¹	L	75-83
D22 vs. Portland ¹	L	67-78
D30 at #1 Duke	L	61-97
J4 Lehigh	W	82-65
J7 at Army	W	49-43
J11 • American	W	70-66
J15 • George Mason	W	92-77
J18 • at Richmond	L	65-82
J22 • James Madison	L	47-56
J25 • at UNC Wilmington (ot)	L	64-68
J29 • East Carolina	L	59-66
F1 • at Old Dominion (ot)	L	92-102
F3 Marymount	W	98-53
F8 • at American	L	69-84
F12 • at George Mason	W	78-65
F15 • Richmond	L	54-83
F18 VMI	L	68-76
F22 • UNC Wilmington	L	64-94
F26 • at East Carolina	L	75-79
F29 • Old Dominion	L	85-94
M2 • at James Madison	L	77-98
M7 vs. James Madison ²	L	53-77

1-Kauai Classic, Kauai, HI; 2-CAA Tournament, Richmond, VA (Richmond Coliseum)

1992-93

Record: 14-13

CAA: 6-8, 4th place (tie)

D1 at UNC Greensboro (2ot) W	81-76
D5 The Citadel (ot)	W 72-68
D19 Virginia Wesleyan	W 81-63
D22 Shenandoah	W 102-74
D28 at New Mexico ¹	L 59-64
D29 vs. Northwestern ¹	W 77-69
J2 Campbell	W 75-59
J4 Holy Cross	L 78-83
J6 at Navy	W 58-53
J9 • at American	L 71-76
J11 • George Mason	W 92-89
J16 • James Madison	L 72-90
J20 • at Richmond	L 53-54
J23 • UNC Wilmington	W 67-63
J25 #15 Virginia (ot)	L 84-93
J27 • at East Carolina	W 81-65
J30 • Old Dominion	L 80-81
F1 at Virginia Tech	L 66-70
F3 at VMI	W 77-67
F6 • American	L 77-82
F10 • at George Mason	W 82-78
F13 • at James Madison	L 66-99
F20 • at UNC Wilmington	W 103-85
F22 • Richmond	W 66-63
F24 • East Carolina	L 53-74
F27 • at Old Dominion	L 80-90
M6 American ²	L 72-78

1-Lobo Invitational, Albuquerque, NM (The Pit); 2-CAA Tournament, Richmond, VA (Richmond Coliseum)

1993-94

Record: 4-23

CAA: 2-12, 8th place

N29 Loyola	L	84-97
D1 at #12 Virginia	L	71-84
D4 at The Citadel	L	73-78
D21 UNC Greensboro	L	82-93

D27 vs. Samford ¹	L	67-78
D28 vs. New Hampshire ¹	W	88-75
J3 Navy	L	62-68
J5 at Holy Cross	L	74-80
J10 at Campbell ²	L	50-71
J12 • at James Madison	L	75-89
J15 • UNC Wilmington	L	57-61
J17 • at Richmond	L	63-85
J19 • East Carolina	W	86-82
J22 Virginia Tech	L	79-95
J24 • at American	L	84-89
J26 • George Mason	L	76-83
J30 at Loyola	L	81-94
F2 • at Old Dominion	L	72-105
F5 • Richmond	L	73-105
F7 • James Madison	L	85-89
F9 VMI	W	79-68
F12 • at UNC Wilmington	W	77-70
F14 • at East Carolina	L	63-80
F19 • American	L	57-65
F23 • at George Mason	L	78-85
F26 • Old Dominion	L	70-94
M5 Old Dominion ³	L	58-83

1-Shootout Spokane, Spokane, WA (Martin Centre); 2-Fayetteville, NC (Cumberland County Civic Center); 3-CAA Tournament, Richmond, VA (Richmond Coliseum)

1994-95

Record: 8-19

CAA: 6-8, 6th place

N26 at Loyola	L	76-79
N29 The Citadel	L	64-66
D1 at UNC Greensboro	L	71-84
D3 at Virginia Tech	L	53-77
D20 at New Orleans ¹	L	61-72
D21 vs. Bradley ¹	L	68-79
J3 at Navy	L	70-86
J7 Siena	W	72-52
J9 • East Carolina	W	80-73
J11 at NC State	L	64-80
J14 • at American	W	70-69
J18 • at George Mason	W	85-82
J21 • Old Dominion	L	73-83
J24 • at Richmond	W	75-71
J26 at VMI	W	95-86
J28 • at James Madison	L	62-73
F1 • UNC Wilmington	L	47-66
F4 • Richmond	L	64-66
F8 • James Madison	L	67-73
F11 UNLV	L	74-83
F15 • American	W	86-82
F18 • at East Carolina	L	53-85
F20 • at UNC Wilmington	L	57-64
F22 Holy Cross	L	87-92
F25 • at Old Dominion	L	55-60
F27 • George Mason	W	116-94
M4 vs. James Madison ²	L	50-73

1-UNO Classic, New Orleans, LA; 2-CAA Tournament, Richmond, VA (Richmond Coliseum)

1995-96

Record: 10-16

CAA: 6-10, 6th place (tie)

N25 Loyola	L	72-76
N27 at #15 Virginia	L	58-87
N29 Marymount	W	100-67
D2 #22 Virginia Tech	L	66-71
D20 Hampton	L	76-84
D29 at Toledo ¹	L	72-76
D30 vs. Air Force ¹	W	64-60
J4 • VCU	L	47-70
J6 • at James Madison	W	96-71
J10 • at Richmond	L	79-78
J13 • American	L	80-91
J15 Navy	W	69-48
J17 VMI	W	90-49
J20 • at UNC Wilmington	L	54-67
J24 • at George Mason	L	92-95
J27 • Old Dominion	L	82-86

J29 • East Carolina	L	65-71
J31 • James Madison	W	68-51
F3 • Richmond	W	81-64
F7 • at VCU	L	68-83
F10 • at American	L	66-100
F14 • at East Carolina	L	78-88
F17 • UNC Wilmington	W	63-46
F21 • at Old Dominion	L	86-91
F26 • George Mason	W	96-92
M2 vs. UNC Wilmington ²	L	55-63

1-MVP Classic, Toledo, OH; 2-CAA Tournament, Richmond, VA (Richmond Coliseum)

1996-97

Record: 12-16

CAA: 8-8, 5th place (tie)

N23 UNC Greensboro	W	69-57
N25 at Hampton	W	67-63
N27 at Stetson	L	68-73
N30 The Citadel	L	71-78
D2 Catholic	W	78-59
D4 #25 Virginia	L	64-75
D27 at Arizona State ¹	L	57-74
D28 vs. AL-Birmingham ¹	L	55-57
J2 • at East Carolina	L	58-77
J4 • James Madison	W	64-61
J9 at Virginia Tech	L	46-71
J11 • at Richmond	L	72-82
J13 at Navy	L	63-74
J16 • UNC Wilmington	L	53-56
J20 • VCU	W	69-61
J22 • at Old Dominion	W	61-55
J25 • at George Mason	L	67-70
J29 • at UNC Wilmington	L	63-65
F1 • at VA Comm.	L	50-77
F5 • Old Dominion	W	80-52
F8 • Richmond	W	57-50
F10 • American	W	64-55
F15 • George Mason	W	89-85
F19 • at James Madison	W	82-74
F22 • at American	L	67-85
F24 • East Carolina	L	58-59
F28 at VA Comm. ²	W	77-63
M1 vs. Old Dominion ²	L	62-70

1-ASU/Tribune Classic, Tempe, AZ (Wells Fargo Arena); 2-CAA Tournament, Richmond, VA (Richmond Coliseum)

1997-98

Record: 20-7

CAA: 13-3, 1st place (tie)

N15 Stetson	W	72-51
N19 at Virginia	L	45-59
N26 Virginia Tech	L	64-66
N29 at UNC Greensboro	W	68-55
D1 Hampton	W	69-54
D3 at Furman	W	80-57
D28 at Wichita State ¹ (ot)	L	74-76
D29 vs. Texas Southern ¹	W	83-76
J3 • VCU	W	67-53
J7 • American	W	69-56
J10 • at East Carolina	W	72-63
J12 Navy	W	83-68
J14 • at James Madison	W	89-60
J17 Centenary	W	78-48
J19 • at Richmond	L	59-70
J21 • George Mason	W	84-66
J24 • Old Dominion	W	69-53
J28 • at UNC Wilmington	L	56-58
J31 • at American	L	56-61
F3 • at Old Dominion	W	68-58
F7 • Richmond	W	73-70
F11 • James Madison	W	53-52
F14 • UNC Wilmington	W	64-51
F16 • at George Mason (ot)	W	81-80
F18 • East Carolina	W	74-69
F23 • at VA Comm.	W	72-67
F27 vs. American ²	L	66-71

1-Cessna Classic, Wichita, KS; 2-CAA Tournament, Richmond, VA (Richmond Coliseum)

1998-99

Record: 8-19

CAA: 3-13, 8th place

N14 at Virginia Tech	L	50-59
N17 Furman	L	67-79
N21 Albright	W	78-49
N24 at Wake Forest	L	57-75
N28 at Hampton	W	83-62
N30 at UNC Greensboro	W	69-55
D2 at The Citadel (ot)	L	59-62
D5 • Richmond	W	56-55
D21 vs. Santa Clara ¹	L	58-70
D22 vs. Elon ¹	W	101-69
D28 UNC Greensboro	W	79-74
J2 • at George Mason	L	67-78
J7 • UNC Wilmington	L	64-72
J13 • at American	L	64-75
J16 • East Carolina	W	69-66
J20 • at James Madison	L	59-75
J23 • Old Dominion	L	50-65
J25 • at VA Comm.	L	69-88
J27 • American	L	65-68
J30 • at East Carolina	L	56-61
F3 • at UNC Wilmington	L	48-56
F6 • VCU	L	67-83
F10 • George Mason	L	70-82
F13 • at Old Dominion	L	48-70
F17 • James Madison	W	67-61
F20 • at Richmond	L	65-82
F25 vs. American ²	L	61-67

1-Stanford Invitational, Stanford, CA; 2-CAA Tournament, Richmond, VA (Richmond Coliseum)

1999-00

Record: 11-17

CAA: 6-10, 6th place (tie)

N20 Washington College	W	92-39
N22 Virginia Tech	L	57-59
N26 at Hawaii ¹	L	63-89
N28 vs. Oral Roberts ¹ (ot)	W	82-76
D1 at UNC Wilmington	L	66-76
D4 Hampton	W	67-65
D20 Wofford	W	80-65
D22 Campbell	W	89-70
D29 at Vanderbilt	L	60-81
J2 at #9 Duke	L	55-96
J5 • George Mason (ot)	W	85-82
J8 • at East Carolina	L	62-83
J10 at Winthrop	L	64-71
J12 • at VA Comm.	W	73-65
J15 • at Richmond	L	64-77
J19 • James Madison	L	71-76
J22 • Old Dominion	L	60-74
J29 • at George Mason	L	61-73
J31 at Navy	L	72-80
F5 • VCU	W	85-56
F7 • at American	L	62-77
F9 • East Carolina	W	65-55
F12 • at Old Dominion	L	62-71
F17 • at James Madison	L	64-70
F19 • Richmond	L	60-71
F23 • UNC Wilmington	W	58-53
F26 • American	W	70-60
M3 vs. James Madison ²	L	73-84

1-United Airlines Tip-Off Tournament, Honolulu, HI (Stan Sherriff Center); 2-CAA Tournament, Richmond, VA (Richmond Coliseum)

2000-01

Record: 11-17

CAA: 7-9, 5th place (tie)

N17 High Point	W	87-62
N20 at Virginia Tech	W	48-46
N25 Winthrop	L	54-65
N29 at Wofford	L	63-67
D2 The Citadel	W	65-62
D6 • UNC Wilmington	W	74-54
D9 • at American	L	50-54
D22 Navy	L	69-85
D29 at New Mexico ¹	L	60-68

YEAR-BY-YEAR RESULTS

D30 vs. Davidson ¹	L	70-75
J3 • at East Carolina	L	64-82
J6 at Fordham	L	58-70
J10 • at Old Dominion	L	54-74
J13 • VCU	W	65-63
J15 at Hampton	L	63-71
J17 • George Mason	L	64-73
J20 • at Richmond	W	60-57
J24 • James Madison	W	71-58
J27 • at UNC Wilmington	L	50-63
J31 • American	W	51-42
F3 • Richmond	L	49-57
F8 • at VCU	L	59-70
F10 • at George Mason	L	62-84
F12 • at Campbell	W	64-61
F17 • Old Dominion	W	72-62
F21 • at James Madison	L	56-67
F24 • East Carolina	W	63-60
M3 vs. Old Dominion ² (ot)	L	47-53

2001-02

Record: 10-19

CAA: 7-11, 6th place (tie)

N16 at Texas Tech ¹	L	55-75
N17 vs. Northern Iowa ¹	L	55-76
N20 at High Point	L	57-63
N24 at Char. Southern	W	71-60
N26 at The Citadel	L	62-67
N28 Washington & Lee	W	70-55
N30 at Purdue ²	L	58-75
D2 vs. Akron ²	W	74-62
D27 at #6 Maryland	L	75-103
J3 • at George Mason	L	71-80
J5 • Delaware	W	59-53
J7 • Drexel	L	56-58
J12 • VCU	W	92-81
J16 • UNC Wilmington	L	56-58
J19 • at Hofstra	L	59-68
J23 • James Madison	W	77-59
J26 • at Old Dominion	L	52-68
J30 • at Drexel	L	61-78
F2 • Towson	W	62-45
F4 • at James Madison	W	63-58
F6 Hampton	L	59-64
F9 • at Towson	L	58-61
F13 • at UNC Wilmington	L	58-66
F16 • Hofstra	W	61-57
F18 • George Mason	W	54-51
F20 • at Delaware	L	72-82
F23 • Old Dominion	L	53-81
F25 • at VA Comm.	L	60-68
M1 vs. James Madison ³	L	67-78

1-Red Raider Classic, Lubbock, TX (United Spirit Arena); 2-Boilermaker Invitational, West Lafayette, IN (Mackey Arena); 3-CAA Tournament, Richmond, VA (Richmond Coliseum)

2002-03

Record: 12-16

CAA: 7-11, 8th place

N22 Fordham	L	76-79
N24 Radford	L	63-64
N26 at Liberty	L	61-62
N30 at East Carolina	L	51-66
D7 Virginia Tech	W	60-52
D22 Morgan State	W	73-66
D30 at Campbell	W	82-80
J2 Charleston Southern	W	72-66
J4 • Towson	W	74-55
J8 • Delaware	L	72-74
J11 • at Old Dominion	L	64-76
J15 • at Drexel	L	51-67
J18 • VCU (2ot)	W	88-83
J22 • Hofstra	L	51-66
J25 • at George Mason	L	58-67
J29 • at James Madison	W	61-59
F1 • at Delaware	L	57-91
F3 at Hampton	W	64-62

F5 • Old Dominion	W	69-53
F8 • at Hofstra	W	79-69
F12 • at Towson	W	59-52
F15 • George Mason	L	43-60
F19 • at VA Comm.	L	73-93
F22 • Drexel	L	62-78
F24 • UNC Wilmington	L	48-72
M1 • James Madison	W	75-72
M3 • at UNC Wilmington	L	49-60
M7 vs. Hofstra ¹	L	64-74

1-CAA Tournament, Richmond, VA (Richmond Coliseum)

2003-04

Record: 7-21

CAA: 4-14, 8th place (tie)

N23 Liberty	W	91-64
N24 at Radford	L	86-89
N28 vs. St. Francis (NY) ¹	W	80-60
N29 at George Washington ¹	L	57-73
D4 • UNC Wilmington (ot)	W	67-66
D6 • at VCU	L	60-71
D19 Hampton	L	72-79
D23 at Virginia Tech	L	54-80
D30 Campbell	W	82-67
J3 at #15 Pittsburgh	L	55-70
J5 at Virginia	L	71-84
J7 • at UNC Wilmington	L	59-67
J10 • George Mason	L	71-84
J14 • at Towson	L	67-73
J17 • Drexel	L	76-80
J21 • at Delaware (ot)	L	82-93
J24 • at Hofstra	L	71-98
J26 • Old Dominion	W	86-77
J28 • at James Madison	W	99-86
J31 • at George Mason	L	62-78
F4 • James Madison	L	76-83
F7 • at Drexel	L	72-83
F11 • Delaware	L	68-73
F14 • Hofstra	L	69-78
F18 • Towson	W	74-68
F25 • at Old Dominion	L	76-79
F28 • VCU	L	59-74
M5 Towson ²	L	65-70

1-Red Auerbach Colonial Classic, Washington, DC (Smith Center); 2-CAA Tournament, Richmond, VA (Richmond Coliseum)

2004-05

Record: 8-21

CAA: 3-15, 8th place (tie)

N19 Hartford ¹	W	84-71
N20 Radford ¹	W	81-76
N23 at Campbell	L	62-75
N28 Virginia Tech	L	63-80
D1 Longwood	W	90-60
D4 • at Old Dominion	L	56-69
D20 at UNC Greensboro	L	62-84
D22 at #8 Kentucky	L	47-92
D30 Hampton	W	60-51
J2 at #4 North Carolina	L	66-105
J5 • Hofstra	L	59-71
J8 • Delaware	L	59-69
J12 • at James Madison	L	47-55
J15 • at Drexel	L	65-91
J19 • UNC Wilmington	L	49-54
J22 • VCU (ot)	L	77-79
J26 • Towson	W	83-65
J29 • at George Mason	L	62-95
J31 • at Hofstra	L	51-72
F2 • Drexel	L	48-60
F5 • at Delaware	L	47-76
F9 • at UNC Wilmington	L	72-80
F12 • George Mason (2ot)	L	99-104
F16 • James Madison	W	80-54
F19 • Old Dominion	L	66-82
F23 • at VCU	L	69-91
F26 • at Towson	W	57-50
M4 vs. James Madison ²	W	68-54
M5 vs. Old Dominion ²	L	51-64

1-W&M Tip-Off Classic, Williamsburg, VA

(W&M Hall); 2-CAA Tournament, Richmond, VA (Richmond Coliseum)

2005-06

Record: 8-20

CAA: 3-15, 10th place (tie)

N18 Maine ¹	W	89-55
N19 Holy Cross ¹	L	55-67
N22 at Hampton	W	70-60
N26 Campbell	W	93-79
N28 at Longwood	W	88-75
N30 • UNC Wilmington	L	66-75
D3 • at Towson	L	45-76
D17 at UMBC	L	60-64
D21 UNC Greensboro	W	83-73
D27 at Virginia Tech	L	64-74
D31 at Richmond	L	50-52
J5 • Drexel	L	46-57
J7 • at UNC Wilmington	L	56-63
J12 • George Mason	L	46-65
J14 • at Georgia State	L	70-79
J19 • at VCU	L	60-69
J21 • Old Dominion	L	56-65
J26 • at George Mason	L	58-81
J28 • James Madison	W	86-68
F2 • at Northeastern	L	69-84
F4 • Georgia State	W	90-73
F9 • at Old Dominion	L	60-81
F11 • at James Madison	W	72-70
F15 • Delaware (ot)	L	52-57
F20 • Hofstra	L	57-82
F23 • at Drexel	L	56-61
F25 • VCU	L	59-77
M3 vs. VCU ²	L	59-62

1-W&M Tip-Off Classic, Williamsburg, VA (W&M Hall); 2-CAA Tournament, Richmond, VA (Richmond Coliseum)

2006-07

Record: 15-15

CAA: 8-10, 7th place (tie)

N11 at Kansas State	L	60-70
N20 Wagner	W	77-53
N25 at Holy Cross	L	57-66
N28 at Navy	L	63-79
D1 Jacksonville State ¹	W	59-56
D2 Cornell ¹ (ot)	W	73-68
D5 • Towson *	L	60-73
D8 North Florida	W	61-44
D22 UMBC	W	70-58
D28 Hampton	W	72-67
D31 Richmond	W	61-53
J3 • at George Mason	W	67-63
J6 • Northeastern	W	60-57
J8 • at Georgia State	W	57-43
J10 • VCU	L	77-88
J13 • at Delaware	L	62-77
J16 • George Mason	L	63-76
J20 • at Hofstra	L	69-77
J24 • at Old Dominion	L	44-59
J27 • Georgia State	W	81-65
J29 • at VCU	L	68-90
J31 • James Madison	W	65-62
F3 • UNC Wilmington	L	61-67
F7 • at James Madison	W	71-56
F10 • at UNC Wilmington	W	61-55
F14 • Drexel	W	60-47
F17 at Fairfield ²	L	45-61
F21 • at Drexel	L	57-64
F24 • Old Dominion	L	57-62
M2 vs. Georgia State ³	L	68-70

1-W&M Tip-Off Classic, Williamsburg, VA (W&M Hall); 2 - O'Reilly ESPNU BracketBusters; 3 - CAA Tournament, Richmond, VA (Richmond Coliseum)

2007-08

CAA Finalists

Record: 17-16

CAA: 10-8, 5th place

N10 at #5 Georgetown	L	53-68
N15 at #21 N.C. State	L	47-66
N20 at Wagner	L	81-88
N25 Houston Baptist	W	79-70
N28 at Richmond	L	55-58
D5 • at VCU	L	57-71
D7 at North Florida	W	68-45
D20 VMI	L	72-83
D22 Montreat	W	87-52
D29 at Hampton	L	63-70
D31 Fairfield	W	71-50
J2 • Delaware	L	51-58
J5 • at Old Dominion	W	70-61
J9 • James Madison	W	69-66
J12 • at Georgia State	W	60-58
J16 • Northeastern	W	55-53
J19 • Towson	W	61-51
J23 • at Drexel (OT)	W	73-72
J26 • Old Dominion	L	59-72
J30 • at James Madison	W	70-67
F2 • UNCW	W	70-66
F6 • Hofstra	W	74-62
F9 • at Northeastern	L	42-51
F13 • at UNCW	L	64-77
F16 • at Towson	L	52-64
F20 • Drexel	W	57-50
F23 Loyola (Chicago) ¹	L	66-71
F27 • at George Mason	L	54-60
M1 • VCU	L	43-54
M7 vs. Georgia State ²	W	58-57
M8 vs. Old Dominion ²	W	63-60
M9 vs. VCU ²	W	56-54
M10 vs. George Mason ²	L	59-68

1 - O'Reilly ESPNU BracketBusters; 2 - CAA Tournament, Richmond, VA (Richmond Coliseum)

2008-09

Record: 10-20

CAA: 5-13, 10th place (tie)

N14 at Penn St.	L	51-65
N16 at Ohio	L	55-74
N19 Norfolk State	W	74-58
N22 Navy (3ot)	L	99-102
N25 Radford	W	73-53
N28 vs. S. Carolina St. ¹	W	74-63
N29 at Liberty ¹ (2ot)	L	74-80
D2 at Loyola (Chicago)	L	61-64
D6 • VCU	L	50-66
D20 Haverford	W	83-50
D31 Harvard	W	67-54
J3 • at Northeastern	L	44-60
J5 • Old Dominion	L	50-62
J7 • at UNCW	W	73-59
J10 • James Madison	L	65-74
J14 • George Mason	L	57-61
J17 • at Delaware	L	62-71
J21 • at Hofstra	L	44-54
J24 • at Drexel	L	49-62
J28 • Towson	L	56-69
J31 • Georgia State	L	51-58
F4 • Northeastern	W	68-63
F7 • at VCU *	L	54-76
F11 • UNCW *	W	69-40
F14 • at James Madison	L	67-76
F18 • at Towson	W	76-54
F21 Manhattan ²	L	39-54
F25 • at Old Dominion *	L	63-64
F28 • Drexel *	W	48-47
M6 vs. James Madison ³	L	48-70

1 - Liberty Thanksgiving Classic, Lynchburg, Va. (Vines Center); 2 - O'Reilly ESPNU BracketBusters; 3 - CAA Tournament, Richmond, VA (Richmond Coliseum)

-A-

Addington, Ray	1913
Agee, Joe	1951-52
Akers, Jim	1949-50
Allen, Fred	1950-52
Allesso	1957
Anderson, Bob	1964
Anderson, Ray	1969-71
Andrews, Thomas	1939-41
Andrews, Virgil	1939-41
Andrialis, Robert	1963-65
Appell, Al	1945
Apple, Jim	1988-91
Arbogast, Jack	1975-78
Arizin, Mike	1973-74
Arnold, Shaka	1994-97

-B-

Baker, Calvin	2006
Baltimore, Charlie	1936-38
Barnes, Billy	1979-82
Barnett, Marcus	2007
Batzel, Mark	1985-88
Becouvarakis, Andy	1954
Becouvarakis, George	1954
Becouvarakis, John	1953
Bellamy, Jim	1947
Benjamin, Bob	1948-51
Bergey, Roger	1961-63
Berry, Dave	1953
Bertschey, S.L.	1914-15
Blackwell, Barry	1972
Blaker, Hutsy	1934-36
Blanc, Henry	1946
Bland, Gary	1981-84
Blenner, Bob	1973
Blocker, Ben	1989-92
Blount, Dave	1973-75
Bock, Tom	1986-89
Boddy, Mark	1984-87
Bond, David	1984
Boisseau, Sanford	1970
Bollerman, Howie	1952, 54-55
Bond, David	1984-87
Bottoms, Dave	1958-60
Bowen, Kenny	1979-82
Bowles, Roswell	1917
Bowman, Bill	1954
Boyd, Bobby	1978-79
Boyd, Jay	1988-89
Bracken, Mike	1983-86
Bracy, Randy	1996-99
Brasseur, Paul	1925
Brause	1944
Brenner, Leo	1943
Broadus, Charlie	1950
Brodzinski, Barry	1974
Brooks, Julian	1919-20
Brooks, Matt	1982-85
Brooks, Syd	1940-41
Brown, Brian	1997-98, 00-01
Brown, Doug	1969
Brown, Kendrick	2009
Brown, Kori	1999-01
Bunch, George	1936-38
Bunting, Jere	1946, 48-50
Burke, Hampden	1933, 35
Burlage, Gerry	1973
Burzell, Greg	1986-89
Butler	1945

Butler, Dave	1982
Butler, Everett	1929
Butler, Jim	1950-51
Butts	1929
Byrd, Gary	1973-75

-C-

Campbell, Lang	2001
Campbell, Ross	1945
Carbaugh, Cody	1999-02
Carol, Arthur	1940
Carr, James	1915
Carrabine, Kyle	2005-08
Carter, Charles	1955
Casagrande, Fred	1934-36
Cauthorn, Todd	1990-93
Chambers, Bill	1951-53
Chandler, Joe	1922
Chess, Bud	1970
Cholko, Al	1940
Christensen, John	1971
Ciaccio, Chris	1991
Cieplicki, Keith	1982-85
Clark, Dave	1946
Clark, Willie	1951-52
Close, William	1920
Cofer, C.V.	1924
Cofield, Corey	2004-07
Cohen, Jeff	1958-61
Connor, Brendan	1990-93
Connor, Tom	1963
Conte, Mike	1953
Cooke, Alvah	1921-23
Cooper, Rich	1980-83
Cope, Zeb	2001-04
Copeland, Richard	1917
Copley, Rocky	1976-78
Corley, Bill	1962-64
Cornell, Chick	1952, 54
Cornell, Harry	1956-58
Corns, Henry	1960-62
Cottrell, Charles	1941
Coughter, Peter	1999-00
Courage, Guy	1978-81
Courage, Matt	1973-75, 77
Coval, Scott	1983-86
Cowley, Paul	1961-63
Cox, David	1992-95
Coyle, Jim	1964
Crigler, J.D.	1917
Crist, Tommy	1934-36
Cully, David	1993-96

-D-

Dail, Bob	1984-86
Dakin, Dave	1975
Dallet, Dan	1947
D'Antoni, Nick	2002-05
Darden, Frank	1929
Darnell, Chris	2006-09
Darrow, Bill	1958-59
Daugherty, Dave	1967-69
Davis, Bill	1999-02
Davis, Meb	1925-28
Dean, Jeremy	1993-94, 96-97
Deery	1931
Derringe, Ed	1967-68
Dickerson, Dan	1961, 63-64
Dixon, Willis	1944
Dodge, Steve	1969-71

Dovell, Guy	1908
Downing, Jack	1967-69
Dozier, John	1937
Drake, Lennie	1952-53
Driver, James	1906-07, 09-10
Dudley, Ray	1938
Duff, Sean	1991-94
Duggins, Adam	2000-03
Dunbar, Errol	1929
Duncan, Doug	1971
Dunlap	1944
DuPriest, Bill	1964
Dutton, Adam	2005
Dux, Chris	1992
Dwyer, Mike	1980

-E-


Ellis, Tyler	1906-07
Elmore, Ralph	1934-36
Emory, Andrew	1988-91
Engelken, Don	1955, 57-58
Enoch, Mike	1975-78
Eskay, Bob	1964-65

-F-


Farrandini, Ralph	1928
Farrington, Tom	1957-60
Farthing, Ernest	1911
Fentress, Herb	1919
Findley	1935
Finney, Hiram	1994
Finton, Tom	1968
Fiscella, Dave	1959-60
Fisher, Jerry	1970-72
Fitzgibbons, Bobby	1996-97
Fitzgibbons, Terry	1995-97
Fletcher, Greg	1971
Flickenger, Joe	1934-36
Forrest, Dick	1950-52
Fowler, Vance	1938-39
Franklin, Preacher	1933-35
Franko, Pat	1986-87
Freeman, Jackie	1942-43
Furlong, Paul	1956

-G-


Galliant, Milt	1932-33
Garth, Fendal	1908-09
Gayle, Dick	1914-16
Geddes, Jack	1938
Geddy, Thomas	1910-12
Geddy, Vernon	1915-17
Getzoff, Ben	1911
Gewirtzman, Neil	1969-71
Giermak, Bill	1971-72
Giermak, Chet	1947-50
Goldstein, Bernie	1956-58
Gondak, Charles	1939-41
Gooding, Kirk	1961-63
Goodwin, Edward	1909-10
Gornto, H.C.	1924
Goslee, Alpheus	1917
Grabuloff, David	1996-98
Gravely, Howard	1937-38
Green, Johnny	1947-48
Griffin, Cecil	1943
Groothuis, Mark	1960
Guidice	1945



MARK BATZEL
1985-88





NICK D'ANTONI
2002-05



BOBBY FITZGIBBONS
1996-97

ALL-TIME ROSTER



TOM JASPER
1970-71



TERENCE JENNINGS
1995-98



JIM McDONOUGH
1974-77

-H-

Hall, Chris	1994-95, 97
Hall, Joe	1910-12
Hall, John	1907-08
Hall, Richard	1937
Halligan, Happy	1932-33
Hamlin, A.J.	1997
Hanna, Bud	1934
Hardy, Roger	1962
Harmon, Jermaine	1996-99
Harper, Alex	1954-55
Harper, Wayne	1936-38
Harrington, Billy	1976-79
Harris, Bob	1961-63
Harris, Herb	1981-82, 84-85
Harris, Jerry	1951-53
Harwood, W.S.	1921-22, 24
Hatcher, James	1922
Haunty, James	1998-00
Hedrick	1913
Hemmelgarn, Jerry	1968
Henderson, Aurelius	1988
Henley, John	1919-20
Hess, Adam	2002-04
Hess, Steven	2007-09
Hewitt, Robert	1945
Hickey, Jim	1940, 42
Hicks, Horace	1922-24
Hilling, Harry	1948, 50
Hobbs, Bruce	1958
Hoitsma, Bob	1952, 56-57
Holle, Ed	1944
Holley, Bob	1946-49
Holt	1946
Holtzmuller, Dave	2004
Hooker, Lester	1941-43
Hord, Jack	1950
Horne, Christopher	1995-96
Houston, Jarad	1998-99
Howard, Jim	1965
Howell, Brett	2003
Hubbard, Sam	1912-13
Hudson, Ed	1919-20
Hughes, Alton	1909
Hughes, Houston	1909
Hume, Joe	1952-53, 55
Hume, John	1960-62
Hungerford, Dick	1947-48
Hunter, Dave	1962-64
Hutt, Brian	2004-06

-J-

Jackette, Justin	1999
Jancaitis, Tom	1969
Jasper, Tom	1970-71
Jenkins, Jack	2003-04
Jennings, Terence	1995-98
Jensen, Christopher	1991, 94
Jernigan, Brian	1989-90
Johnson, Mike	1966-68
Johnson, Mike	2000-02
Jones, Howard	1913-16
Jones, Jim	1958
Jones, John	1921
Jorgenson, Johnny	1947
Joyner, Alex	1920
Joynes	1945

-K-

Kahn, Owen	1925-26
Kamen, Stan	1938-39
Kaplan, Jim	1955-57
Kennedy, Milton	1962
Kent, Harry	1968-70
Kent, Oliver	1927-28
Kern, Bill	1953-54
Kersey, Al	1951
Keyes, Mike	1965
King, Daniel	1958
King, Hal	1941-43
King, Paul	1969-70
Kinley, Paul	1983
Kinnamon, Woody	1946-47
Kisielius, Laimis	2005-08
Kitts, Marcus	2008-09
Klapp, Herb	1955
Klein, Alex	1998-01
Knick, Walt	1955
Knight, Monty	1953-54
Knox, Glenn	1941-43, 45
Kratzer, John	1975-78
Kremen, Max	1933-34

-L-

Ladd, Dave	1958
Lamb, Tom	1982-84
Lambiotte, Ken	1986-87
Lammersen, Grant	1995-97
Lane, James	1915
Lange, Roy	1956-59
Larisch, Doug	1979
Lascara, Anthony	1941-42
Lasky, Harvey	1954-56
Lazarescu, Vali	2008
Lazarus, Rhea	1951-52
Lee, Jonathan	2002
Lembeck, Jack	1932-34
Leone, John	1988-91
Levy, Lionel	1922
Lewis, Peery	1949-51
Lex, Buddy	1948
Light, Harry	1928-30
Litwin, Lester	1932-33
Loehrke, Nate	2003-06
Long	1909
Lowenhaupt, John	1975-78
Lucas, Bill	1947
Lusardi, Vincent	1938
Lynn, Wallace	1931-33
Lyons, John	1920

-M-

Mackey, Morgan	1939-41
Mackiewicz, Chet	1945-46
Macleod, Norman	1934
Maddox, Arthur	1916-17
Maddox, Milton	1951
Madgziak, Stan	1945-46
Mahoney, John	1952-55
Mann, Gregory	1944-45
Mann, Nathan	2005-08
Manning, Frank	1933-35
Manning, Mike	1988
Marden, William	1933
Markham, Reid	2001-05
Markos, Pete	1951-53
Marriner, Harvey	1943

Marsden, Henry	1906-07
Marshall, John	1925-26
Martin, Bill	1944
Matsu, Arthur	1924-25
Matthews, Robert	1940-41
Matthews, Troy	1989
McCallen, Howie	1951-53
McCandlish, Edgar	1908
McClellan, Jason	1944
McCray, Bill	1956-58
McCurdy, Sean	2009
McCurry, Idus	1953-54
McDonough, Jim	1974-77
McDowell, Quinn	2009
McFadden, Matt	2009
McFarlane, Neil	1983-84
McLennan, Scott	1968-69
McMenniman, Lester	1930
McMillan, Ed	1948-51
McNair, Gil	1957
McRay, Bill	1957-58
Melton, George	1977-79
Metcalf, John	1924-25
Metcalf, Wayne	1910-13
Metcalf, Will	1913
Metheny, Bud	1936-38
Meyers, Howard	1911
Miller, Al	1957-58
Miller, Howie	1960-61
Miller, Hugh	1962, 64
Milmoe, Patrick	1957
Mitchell, Frank	1912
Mitchell, Randy	1965-67
Moats, Dale	1979-82
Mokris, Taylor	2003-06
Monckton, Dan	1975-78
Montgomery, Sam	1911
Mooney, Milt	1972
Moran, Jim	1998-01
Morris, Martin	1963-65
Morrow, Charlie	1955
Morton, Doug	1962
Moss, Herbie	1970, 72
Mountain, Marty	1953-54, 56
Mozelski, Frank	1930-32
Mozelski, Mitchell	1928-31
Murry, Deane	1917
Musselman, Rod	1973-76
Myers, Doug	1975-76, 79

-N-

Newman, Tom	1924-25
Niles, Tom	1965
Nourse, Walter	1913

-O-

O'Gorman, Ted	1977-79
Och, Joe	1944
Ofori Attah, Edwin	2005
Olive, Ben	1995
Oliver, Larry	1936-39
Ollice, Lew	1965-66
O'Reilly, Matt	1987-90
Osbon, Jim	1957-60
Ouseley, Bill	1955-57
Ozenburger, Bill	1948-50

ALL-TIME ROSTER

-P-

Paffrath, Larry 1964-66
 Palese, Bill 1932
 Panneton, Ron 1966-68
 Panzenback, Bob 1973-74
 Parker, Carl 1993-96
 Parker, Joe 1944
 Parnell, Skip 1975-78
 Patton, Bill 1953-54
 Payne, Jack 1950
 Payton, Adam 2006-07
 Payton, Charles 1992
 Pegram, Bill 1944-46
 Person, Bill 1955-56
 Peters, Derrick 1990-93
 Peters, Stephan 1922
 Pflingst, Tom 1973-74
 Phillips, Bill 1998
 Pierce, Chester 1919-22
 Pierce, Edwin 1920-23
 Pires, John 1953, 55-56
 Pomeroy, Ben 1965-67
 Popplewell, Dave 1964-65
 Potts, Casey 1988-91
 Potts, Harold 1936
 Powell, Vernon 1910
 Pride, Curtis 1987-90
 Purpura, Steve 1992-95

-R-

Ragazzo, Vito 1945
 Rama, Jim 1966-68
 Ramsey, Ron 1960
 Rash, Steve 1971
 Reed, James 1931-33
 Reichert, Doug 1974
 Renfro, John 1950
 Richardson, Kevin 1982-85
 Risinger, Mark 1976-79
 Ritter, Mark 1972-74
 Rivers, Sherman 2000-03
 Roberts, Kenny 1960-62
 Roberts, Thomas 1990-93
 Robertson, Issac 1915-17
 Robinson, Sherman 1948-49
 Rocke, Alex 1985-86
 Rodney 1945
 Rothwell, Stuart 1915
 Roy, Jim 1962-64
 Rutledge, Warren 1952-55

-S-

Salvadori, Chris 1987-88
 Salyers, Sal 1946
 Sanders, Charlie 1957-60
 Sandidge, Phil 1965
 Satterthwaite, Ron 1974-77
 Sauerbaun, John 1928-31
 Savage, Dick 1952-53, 56
 Savage, Mike 1986
 Scarborough, Jack 1908
 Schefer, Ed 1955
 Scheie, Leif 1913
 Schemering, Mike 1970
 Schlossberg, Nathan 1907-09
Schneider, David 2007-09
 Schubert, Axel 1986-87
 Scott, Charles 1929
 Scott, Scotty 1997, 99-00

Scully, Jack 1929-30
 Seay, Terry 1972
 Seward, Steve 1971-73
 Sexton, John 2008
 Sexton, Vincent 1923-25
 Shafer, Michael 1991, 93-94
 Shaffer, Lawrence 1930-32
 Sherman, Wray 1949
 Sherrill, Jud 1936
 Sherwood, Bob 1968, 70
 Siegert, Steve 1948-50
 Silverman, Abe 1928-30
 Nils-Paul Skara 2008
 Small, Kurt 1992-95
 Small, Raymond 1906-07
 Smidl, Bob 1943
 Smith, Alex 2006-07, 2009
 Smith, Arthur 1906
 Smith, Hawley 2005-06
 Smith, Scott 1989-92
 Snyder, Isador 1927
 Sokol, Charlie 1947-49
 Sorenson, Steve 2002-04
 Spack, George 1971-73
 Steen, Sam 1996-98
 Steib, Bart 1965, 67
 Stein, Peter 2006-09
 Stephens, Eugene 1917
 Stone, Webster 1915
 Stout, David 1968-70
 Stovall, David 1971
 Stratton, Chris 2005-08
 Strayhorn, Mike 1980-83
 Streckroth, Bob 1943
 Strohbehn, Tom 1999-02
 Strong, Kim 1971
 Stryker, Henry 1916
 Stubbs, Tam 1953-54
 Sudkamp, Don 1946
 Sullivan, Charles 1942
Sumner, Danny 2007-09
 Sundin, Corky 1930-32
 Supplee, Jim 1969
 Swindell 1944
 Sykes, Bin 1930-32

-T-

Tabscott, Robert 1956
 Taffe, John 1939-41
 Taylor, Billy 1966-68
 Taylor, Greg 1987-89
 Taylor, Horace 1927-28
 Teach, Charlie 1947-48
 Teckler, 1931
 Tinker, Dave 1972
 Todd, John 1922-25
 Todd, Lee 1924-27
 Trammell, Jeff 1971-73
 Traver, Tony 1981, 83-85
 Trimble, Scott 1984-87
 Trout, Tim 1985-88
 Trueheart, John 1935
 Trumbower, Adam 2004-07
 Tucker, Rudy 1973
 Turk, Bill 1944
 Turner, Bud 1980
 Turner, Henry 1912-14
 Tyler, Ken 1986-87

-V-

Vail, Dennis 1974-76
 Van Horne, Harry 1913
 Vandeweghe, Al 1942-43
 Varga, Ray 1956-57, 59
 Vaughan, Dick 1946
 Vaughn, Bev 1958-61
 Veres, Rich 1980-81
 Verkey, Matt 1993-96
 Vighianco, Thomas 2002-03

-W-


Wagner, Tim 1978-81
 Wakefield, Eric 1989-92
 Walker, Dave 1966-67
 Wallace, 1915-16
 Wallick, Clair 1926-27
 Walter, Tim 1964-66
 Ward, Jim 1942-43
 Warns, Jim 1970-72
 Watkins, Sam 1923
 Watson, Bruce 1906
 Weaver, Walter 1942
 Webb, Paul 1948
 Weidner, Brant 1980-83
 Wenk, Walter 1964-66
 Wesson, Harrison 1925
 White, Doc 1944-45
 Whitley, Scott 1978-81
 Williams, Harvey 1913, 15-16
 Williams, Woody 1946
 Wilson, Connie 1934
 Wilson, Paul 1912
 Wilson, Willard 1917
 Winn, Waffles 1927-29
 Winter, Mit 1998-01
 Withers, H.V. 1966
 Wolf, Brian 1966
 Woods, Bettie 1913
 Woollum, Charles 1960-62
 Worrell 1933
 Wortman, Chuck 1973-74
 Wright, Austin 1944-45
 Wright, Jack 1913
 Wyatt, Albert 1915

-Y-


Yeager, Frank 1938-39
 Young, Clyde 1926
 Young, Whiting 1920-23
 Younkin, Ed 1962-63

-Z-

Zable, Walter 1937
 Zane, Gene 1949
 Zehmer, George 1913-16
 Zion, William 1913-16



CURTIS PRIDE
1987-90



MIKE STRAYHORN
1980-83




BRANT WEIDNER
1980-83

RECORDS

DAVID
SENIOR GUARD
SCHNEIDER





Jeff Cohen scored a W&M record 49 points against Richmond on Feb. 25, 1961.

SINGLE-GAME SCORING

(all 30-point games)

1. 49 Jeff Cohen vs. Richmond (2/25/61)
2. 47 John Mahoney at Furman (12/3/54)
3. 45 Bill Chambers vs. Wash. & Lee (2/21/53)
- 45 Chet Giermak vs. Baltimore (1/11/49)
5. 39 Scott Smith at George Mason (2/15/90)
6. 38 Tom Bock at Towson (1/16/89)
- 38 Ron Panneton vs. The Citadel (2/3/68)
- 38 Ron Panneton at Richmond (1/14/67)
- 38 Jeff Cohen vs. West Virginia (3/3/61)
10. 37 Bill Chambers vs. Virginia (2/14/53)
11. 36 Adam Hess at Drexel (2/7/04)
- 36 Mit Winter vs. James Madison (1/24/01)
- 36 Chet Giermak at Colby (12/6/49)
14. 35 Adam Hess vs. VCU (2/19/03)
- 35 Adam Hess at Hampton (2/3/03)
- 35 Mike Arizin vs. Richmond (12/11/73)
- 35 Tom Jasper vs. Georgetown (12/7/70)
- 35 Jeff Cohen at Richmond (1/9/60)
- 35 Jim Kaplan at VMI (2/18/57)
20. 34 Adam Hess vs. VCU (1/18/03)
- 34 Keith Cieplicki vs. Drexel (12/1/84)
- 34 Bob Sherwood at Richmond (2/24/68)
- 34 Jeff Cohen vs. West Virginia (2/26/60)
- 34 Jeff Cohen West Virginia (1/30/60)
25. 33 Adam Hess vs. Char. Southern (1/2/03)
- 33 Mike Arizin vs. Furman (3/1/74)
- 33 Dave Daugherty vs. Air Force (12/28/68)
- 33 Ron Panneton at J'ville (12/20/65)
- 33 Ben Pomeroy vs. Virginia (12/1/65)
- 33 Dave Hunter at Virginia Tech (2/10/64)
31. 32 Jim Moran at Hampton (11/28/98)
- 32 Randy Bracy at Wichita St. (12/28/97)
- 32 Matt Verkey vs. GMU (2/27/95)
- 32 Keith Cieplicki vs. GMU (2/23/85)
- 32 Ron Satterthwaite at Furman (1/25/75)
- 32 Tom Jasper at Duke (12/13/69)
- 32 Ron Panneton vs. Loyola (1/6/68)
- 32 Tim Walter at Georgia Tech (12/21/64)
- 32 Bill Chambers vs. VMI (2/10/51)
- 32 Chet Giermak vs. Randolph-Macon (1949)
- 32 Chet Giermak vs. Pens. NAS (1949-50)

42. 31 **David Schneider vs. Navy (11/22/08)**
- 31 Adam Hess at Campbell (12/30/02)
- 31 Adam Duggins vs. ORU (11/28/99)
- 31 Terence Jennings at ECU (1/10/98)
- 31 Kurt Small at Loyola (1/30/94)
- 31 Thomas Roberts at ECU (2/26/92)
- 31 Jimmy Apple vs. Loyola (1/3/90)
- 31 Tim Trout vs. George Mason (3/6/88)
- 31 Keith Cieplicki vs. Navy (3/8/85)
- 31 John Lowenhaupt vs. ECU (3/5/75)
- 31 Ran Panneton vs. Hamp.-Syd. (1/11/67)
- 31 Jeff Cohen vs. VMI (12/15/59)
- 31 Bill Chambers at VMI (2/19/52)
55. 30 **Danny Sumner vs. Navy (11/22/08)**
- 30 Nick D'Antoni at The Citadel (11/26/01)
- 30 Justin Jackette vs. American (2/25/99)
- 30 Jim Moran vs. Elon (12/22/98)
- 30 Carl Parker vs. Marymount (11/29/95)
- 30 Kurt Small at UNCW (2/12/94)
- 30 Tom Bock at Stetson (12/30/88)
- 30 Scott Whitley vs. Richmond (2/26/80)
- 30 John Lowenhaupt at ECU (2/10/77)
- 30 Ron Satterthwaite vs. ODU (2/5/76)
- 30 Jeff Trammell at Rice (12/22/71)
- 30 Steve Dodge vs. Rice (1/6/71)
- 30 Tom Jasper vs. East Carolina (2/18/70)
- 30 Tom Jasper vs. NC State (12/1/69)
- 30 Bob Sherwood vs. Loyola (1/6/68)
- 30 Ron Panneton at Furman (2/13/67)
- 30 Jeff Cohen vs. West Virginia (2/27/59)
- 30 Jeff Cohen vs. Navy (2/8/58)
- 30 Don Engelken vs. The Citadel (11/30/56)
- 30 John Mahoney at Wash. & Lee (2/6/54)
- 30 Chet Giermak at Seton Hall (12/30/50)

SINGLE-SEASON SCORING

Player	Season	G	Pts
1. Chet Giermak	1949	34	740
2. John Mahoney	1955	24	656
3. Chet Giermak	1950	31	646
4. Jeff Cohen	1960	26	628
5. Roy Lange	1958	29	583
6. Jeff Cohen	1961	24	575
7. Adam Hess	2004	28	568



Adam Hess had six games of 30 or more points during his W&M career.

ANNUAL SCORING LEADERS

Year	Player	Points	Avg
2009	David Schneider	408	14.1
2008	Laimis Kisielius	362	11.3
2007	Adam Payton	415	13.8
2006	Calvin Baker	324	11.6
2005	Corey Cofield	382	13.2
2004	Adam Hess	568	20.3
2003	Adam Hess	564	20.1
2002	Mike Johnson	334	11.5
2001	Jim Moran	382	13.6
2000	Jim Moran	387	14.1
1999	Jim Moran	357	13.2
	Randy Bracy	240	13.3
1998	Randy Bracy	448	17.2
1997	Bobby Fitzgibbons	409	14.6
1996	Carl Parker	396	15.2
1995	Kurt Small	484	17.9
1994	Kurt Small	423	15.7
1993	Thomas Roberts	470	17.4
1992	Thomas Roberts	449	15.5
1991	Thomas Roberts	454	16.8
1990	Scott Smith	409	14.6
1989	Tom Bock	408	16.3
1988	Tim Trout	489	16.9
1987	Tim Trout	346	12.8
1986	Scott Coval	341	12.2
1985	Keith Cieplicki	566	20.2
1984	Keith Cieplicki	429	15.3
1983	Keith Cieplicki	465	16.0
1982	Keith Cieplicki	352	12.6
1981	Scott Whitley	297	10.6
	Mike Strayhorn	266	11.1
1980	Scott Whitley	349	13.4
1979	Scott Whitley	322	12.4
1978	John Lowenhaupt	504	19.4
1977	John Lowenhaupt	518	17.3
1976	John Lowenhaupt	447	16.0
	Ron Satterthwaite	372	16.9
	Ron Satterthwaite	473	16.9
1975	Mike Arizin	471	17.4
1974	Mike Arizin	465	17.2
1973	Mike Arizin	465	17.2
1972	Jeff Trammell	437	16.2
1971	Tom Jasper	519	19.2
1970	Bob Sherwood	506	18.7
1969	Dave Daugherty	372	14.3
1968	Bob Sherwood	545	22.7
1967	Ron Panneton	516	20.6
1966	Ben Pomeroy	411	17.1
1965	Walter Wenk	358	14.3
	Martin Morris	335	16.0
1964	Dave Hunter	380	17.3
1963	Bob Harris	353	14.7
1962	Roger Bergey	361	15.0
1961	Jeff Cohen	575	24.0
1960	Jeff Cohen	628	24.2
1959	Jeff Cohen	395	16.5
	Roy Lange	340	17.0
1958	Roy Lange	583	20.1
1957	Don Engelken	372	13.8
1956	Dick Savage	431	16.6
1955	John Mahoney	656	27.3
1954	John Mahoney	456	19.8
1953	Bill Chambers	465	20.2
1952	Bill Chambers	459	16.4
1951	Bill Chambers	532	17.2
1950	Chet Giermak	646	20.8
1949	Chet Giermak	740	21.8
1948	Chet Giermak	394	17.1

SCORING



Bob Sherwood averaged 22.7 points per game in 1968.

8. Keith Cieplicki	1985	28	566
9. Adam Hess	2003	28	564
10. Bob Sherwood	1968	24	545
11. Bill Chambers	1951	31	532
12. Tom Jasper	1971	27	519
13. John Lowenhaupt	1977	30	518
14. Ron Panneton	1967	25	516
15. Bob Sherwood	1970	27	506
16. John Lowenhaupt	1978	26	504
17. Tim Trout	1988	29	489
18. Kurt Small	1995	27	484
19. Ron Satterthwaite	1975	28	473
20. Mike Arizin	1974	27	471

CAREER SCORING

(all 1,000-point scorers)

Player	Seasons	G	Pts
1. Chet Giermak	1947-50	111	2052
2. Jeff Cohen	1958-61	103	2003
3. John Lowenhaupt	1975-78	112	1866
4. Keith Cieplicki	1982-85	113	1812
5. Thomas Roberts	1990-93	111	1765
6. Kurt Small	1992-95	108	1487
7. Bill Chambers	1951-53	82	1456
8. John Mahoney	1952-55	78	1446
9. Ron Satterthwaite	1974-77	106	1394
10. Adam Hess	2002-04	75	1341
11. Ed McMillan	1948-51	120	1340
12. Scott Smith	1989-92	107	1339
13. Jim Moran	1998-01	107	1324
14. Randy Bracy	1996-99	92	1229
15. Matt Verkey	1993-96	106	1209
16. Roy Lange	1956-59	88	1192
17. Bev Vaughan	1958-61	88	1185
18. Ron Panneton	1966-68	73	1182
19. Matt Courage	1973-75, 77	110	1164
20. Carl Parker	1993-96	107	1150
21. Kevin Richardson	1982-85	113	1139
22. Laimis Kisielius	2005-08	116	1133
23. Ben Pomeroy	1965-67	74	1085
24. Corey Cofield	2004-07	97	1080
25. Scott Whitley	1978-81	101	1061
26. Bob Sherwood	1968, 70	51	1051
27. Nathan Mann	2005-08	120	1031

28. Bill Barnes	1979-82	109	1028
29. Jimmy Apple	1988-91	86	1017
30. Tim Trout	1985-88	100	1011

SINGLE-SEASON SCORING AVERAGE

(minimum 15 games)

Player	Season	G	Pts	Avg
1. John Mahoney	1955	24	656	27.3
2. Jeff Cohen	1960	26	628	24.2
3. Jeff Cohen	1961	24	575	24.0
4. Bob Sherwood	1968	24	545	22.7
5. Chet Giermak	1949	34	740	21.8
6. Chet Giermak	1950	31	646	20.8
7. Ron Panneton	1967	25	516	20.6
8. Adam Hess	2004	28	568	20.3
9. Bill Chambers	1953	23	465	20.2
10. Keith Cieplicki	1985	28	566	20.2
11. Adam Hess	2003	28	564	20.1
12. Roy Lange	1958	29	583	20.1
13. John Mahoney	1954	23	456	19.8
14. John Lowenhaupt	1978	26	504	19.4
15. Tom Jasper	1971	27	519	19.2
16. Bob Sherwood	1970	27	506	18.7
17. Kurt Small	1995	27	484	17.9
18. Mike Arizin	1974	27	471	17.4
19. Thomas Roberts	1993	27	470	17.4
20. Dave Hunter	1964	22	380	17.3

CAREER SCORING AVERAGE

(minimum 50 games)

Player	Seasons	G	Pts	Avg
1. Bob Sherwood	1968-70	51	1051	20.6
2. Jeff Cohen	1958-61	103	2003	19.4
3. John Mahoney	1952-55	78	1446	18.5
4. Chet Giermak	1947-50	111	2052	18.5
5. Tom Jasper	1970-71	54	982	18.2
6. Adam Hess	2002-04	75	1341	17.9
7. Bill Chambers	1951-53	82	1456	17.8
8. Mike Arizin	1973-74	54	936	17.3
9. John Lowenhaupt	1975-78	112	1866	16.7
10. Ron Panneton	1966-68	73	1182	16.2
11. Keith Cieplicki	1982-85	113	1812	16.0
12. Thomas Roberts	1990-93	111	1765	15.9
13. Ben Pomeroy	1965-67	74	1085	14.7
14. Steve Dodge	1969-71	63	892	14.2
15. Dave Hunter	1963-64	60	829	13.8



John Lowenhaupt is one of only four W&M players to score 1,800 points in his career.



John Mahoney averaged a school record 27.3 points per game in 1955.

16. Kurt Small	1992-95	108	1487	13.8
17. Roy Lange	1956-59	88	1192	13.5
18. Bobby Fitzgibbons	1996-97	54	728	13.5
19. Bev Vaughan	1958-61	88	1185	13.5
20. Randy Bracy	1996-99	92	1229	13.4

TEAM SEASON SCORING

Season	G	Pts
1. 1949	34	2193
2. 1977	30	2175
3. 1970	27	2117
4. 1958	29	2110
5. 1951	31	2062
6. 1988	29	2061
7. 2008	33	2059
8. 1973	27	2047
9. 1955	25	2035
10. 1993	27	2025

TEAM SEASON SCORING AVERAGE

Season	G	Pts	Avg.
1. 1955	25	2035	81.4
2. 1953	23	1817	79.0
3. 1970	27	2117	78.4
4. 1960	26	2011	77.3
5. 1968	24	1846	76.9
6. 1973	27	2047	75.8
7. 1956	26	1955	75.2
8. 1993	27	2025	75.0
1961	24	1800	75.0
10. 1996	26	1923	74.0



Bill Chambers holds the NCAA record for rebounds in a game with 51 against Virginia on Feb. 14, 1953.

SINGLE-GAME REBOUNDS

1. 51* Bill Chambers vs. Virginia (2/14/53)
2. 31 Jeff Cohen vs. Richmond (2/25/61)
- 31 Chuck Sanders vs. Va Tech (1/18/57)
4. 27 Kirk Gooding vs. GW (2/19/63)
- 27 Jeff Cohen at Richmond (12/30/59)
6. 26 David Cully vs. VMI (1/17/96)
7. 25 Jeff Cohen at West Virginia (12/3/60)
8. 24 Todd Cauthorn vs. The Citadel (12/5/92)
- 24 Jeff Cohen vs. Richmond (1/10/59)
10. 23 Jeff Cohen vs. Richmond (3/1/58)
- 23 John Mahoney vs. VMI (2/12/55)

* NCAA Record

SINGLE-SEASON REBOUNDS

Player	Season	G	Reb
1. Bill Chambers	1952	28	509
2. Bill Chambers	1953	23	498
3. Jeff Cohen	1960	26	471
4. Jeff Cohen	1961	24	424
5. Jeff Cohen	1959	24	413
6. Jeff Cohen	1958	29	371
7. John Mahoney	1955	24	312
8. Ben Pomeroy	1967	25	308
9. John Mahoney	1954	23	306
10. Kirk Gooding	1963	20	302

CAREER REBOUNDS

Player	Seasons	G	Reb
1. Jeff Cohen	1958-61	103	1679
2. Bill Chambers	1951-53	82	1270
3. Ben Pomeroy	1965-67	74	886
4. John Mahoney	1952-55	78	869
5. David Cully	1993-96	93	783
6. Chuck Sanders	1957-60	94	717
7. Matt Courage	1973-75	110	714
8. Kirk Gooding	1961-63	58	710
9. John Lowenhaupt	1975-78	112	669
10. Thomas Roberts	1990-93	111	655

SINGLE-SEASON REBOUND AVERAGE

Player	Season	G	Reb	Avg
1. Bill Chambers	1953	23	498	21.7
2. Bill Chambers	1952	28	509	18.2
3. Jeff Cohen	1960	26	471	18.1
4. Jeff Cohen	1961	24	424	17.7

5. Jeff Cohen	1959	24	413	17.2
6. Kirk Gooding	1963	20	302	15.1
7. John Mahoney	1954	23	306	13.3
8. John Mahoney	1955	24	312	13.0
9. Jeff Cohen	1958	29	371	12.8
10. Ben Pomeroy	1966	24	300	12.5

CAREER REBOUND AVERAGE

(minimum 50 games)


Player	Seasons	G	Reb	Avg
1. Jeff Cohen	1958-61	103	1679	16.3
2. Bill Chambers	1951-53	82	1270	15.5
3. Kirk Gooding	1961-63	58	710	12.2
4. Ben Pomeroy	1965-67	74	886	12.0
5. John Mahoney	1952-55	78	869	11.1
6. Bob Sherwood	1968, 70	51	524	10.3
7. Martin Morris	1963-65	67	629	9.4
8. Bob Hoitsma	1952, 56-57	58	512	8.8
9. David Cully	1993-96	93	783	8.4
10. Tom Jasper	1970-71	54	444	8.2

TEAM SINGLE-SEASON REBOUNDS

Season	G	Reb
1. 1952	28	1534
2. 1960	26	1359
3. 1961	24	1313
4. 1953	23	1219
5. 1977	30	1206
6. 1970	27	1202
7. 1975	28	1152
8. 1957	27	1152
9. 1973	27	1129
10. 1959	24	1126

TEAM SINGLE-SEASON REBOUNDING AVERAGE

Season	G	Reb	Avg
1. 1952	28	1534	54.8
2. 1961	24	1313	54.7
3. 1953	23	1219	53.0
4. 1960	26	1359	52.3
5. 1959	24	1126	46.9
6. 1963	24	1094	45.6
7. 1965	25	1125	45.0
8. 1970	27	1202	44.5
9. 1962	24	1060	44.2
10. 1964	22	961	43.7



Ben Pomeroy averaged 12 rebounds per game during his W&M career.

ANNUAL REBOUNDING LEADERS

Year	Player	Rebs.	Avg.
2009	Quinn McDowell	133	4.4
2008	Peter Stein	157	4.8
2007	Adam Payton	119	4.0
2006	Corey Cofield	132	4.7
2005	Corey Cofield	200	6.9
2004	Adam Hess	187	6.7
2003	Adam Hess	177	6.3
2002	Mike Johnson	218	7.5
2001	Mike Johnson	203	7.3
2000	Adam Duggins	155	5.5
	Tom Strohbehn	154	5.5
1999	Tom Strohbehn	191	7.1
1998	David Grabuloff	167	6.2
1997	Shaka Arnold	209	7.5
1996	David Cully	244	9.8
1995	David Cully	287	10.6
1994	David Cully	233	9.0
1993	Todd Cauthorn	235	8.7
1992	Ben Blocker	203	7.0
1991	Ben Blocker	175	6.3
1990	Scott Smith	157	5.6
1989	Tom Bock	155	6.2
1988	Tim Trout	267	9.2
1987	Tim Trout	190	7.0
1986	Ken Lambiotte	137	5.1
1985	Kevin Richardson	206	7.4
1984	Kevin Richardson	188	6.7
1983	Brant Weidner	179	6.2
1982	Brant Weidner	137	4.9
1981	Bill Barnes	140	5.0
1980	Bill Barnes	112	4.1
	Ken Bowen	111	4.3
1979	Scott Whitley	124	4.8
1978	John Lowenhaupt	163	6.3
1977	Matt Courage	264	8.8
1976	John Lowenhaupt	180	6.4
1975	John Lowenhaupt	158	5.6
	Mike Courage	157	6.0
1974	Mike Arizin	210	7.8
1973	Mike Arizin	197	7.3
1972	Jeff Trammell	230	8.5
1971	Tom Jasper	232	8.6
1970	Bob Sherwood	271	10.0
1969	Dave Daugherty	243	9.3
1968	Bob Sherwood	253	10.5
1967	Ben Pomeroy	308	12.3
1966	Ben Pomeroy	300	12.5
1965	Ben Pomeroy	278	11.1
1964	Martin Morris	264	12.0
1963	Kirk Gooding	302	15.1
1962	Bob Harris	159	6.6
	Kirk Gooding	146	10.4
1961	Jeff Cohen	424	17.7
1960	Jeff Cohen	471	18.1
1959	Jeff Cohen	413	17.2
1958	Jeff Cohen	371	12.8
1957	Bob Hoitsma	277	10.3
1956	Dick Savage	201	7.7
1956	Bob Hoitsma	200	8.0
1955	John Mahoney	312	13.0
1954	John Mahoney	306	13.3
1953	Bill Chambers	498	21.7
1952	Bill Chambers	509	18.2

ANNUAL ASSISTS LEADERS

Year	Player	Assists	Avg
2009	David Schneider	78	2.69
2008	David Schneider	124	3.76
2007	David Schneider	69	2.65
2006	Calvin Baker	100	3.57
2005	Nathan Mann	76	2.62
2004	Nick D'Antoni	159	5.68
2003	Sherman Rivers	71	2.54
2002	Nick D'Antoni	79	2.72
2001	Sherman Rivers	74	2.64
2000	Scotty Scott	84	3.36
1999	Scotty Scott	71	2.63
1998	Randy Bracy	107	4.12
1997	Randy Bracy	59	2.68
1996	Randy Bracy	119	4.58
1995	David Cox	116	4.46
1994	David Cox	120	4.44
1993	Brendan Connor	97	3.73
1992	Thomas Roberts	67	2.31
	Brendan Connor	64	3.05
1991	Brendan Connor	108	4
1990	Curtis Pride	95	3.52
1989	Matt O'Reilly	121	4.32
1988	Curtis Pride	102	3.78
1987	Scott Trimble	85	3.4
1986	Scott Coval	111	3.96
1985	Scott Coval	168	6.22
1984	Scott Coval	100	3.7
1983	Keith Cieplicki	91	3.14
1982	Bill Barnes	128	4.57
1981	Bill Barnes	88	3.14
1980	Bill Barnes	82	3.04
1979	Scott Whitley	55	2.12
1978	John Lowenhaupt	118	4.54
1977	John Lowenhaupt	123	4.1
1976	John Lowenhaupt	85	3.04
1975	Not available		
1974	Ron Satterthwait	92	0.86
1973	Tom Pfingst	81	1.13
1972	George Spack	101	3.74

SINGLE-GAME ASSISTS

- 15 Scott Coval vs. George Mason (2/23/85)
- 14 Scotty Scott vs. Elon (12/22/98)
- 12 David Cox vs. George Mason (2/27/95)
- 11 Nick D'Antoni at GMU (1/31/04)
- 11 Nick D'Antoni at Towson (1/14/04)
- 11 Scotty Scott vs. Campbell (12/22/99)
- 11 Randy Bracy vs. Geo. Mason (2/26/96)
- 11 Matt O'Reilly at Towson (1/16/89)
- 11 Scott Coval vs. Delaware (1/30/85)
- 11 Billy Barnes vs. Richmond (1/20/82)
- 11 John Lowenhaupt at Furman (1/22/77)
- 10 Nick D'Antoni at Hofstra (1/24/04)
- 10 Kurt Small vs. George Mason (2/27/95)
- 10 David Cox vs. American (2/15/95)
- 10 David Cox vs. James Madison (2/7/94)
- 10 David Cox at Holy Cross (1/5/93)
- 10 Curtis Pride vs. East Carolina (2/24/88)
- 10 Scott Coval vs. Drexel (12/1/84)
- 10 George Spack vs. Richmond (2/26/72)

SINGLE-SEASON ASSISTS

Player	Season	G	Ast
1. Scott Coval	1985	27	168
2. Nick D'Antoni	2004	28	159
3. Bill Barnes	1982	28	128
4. David Schneider	2008	33	124
5. John Lowenhaupt	1977	30	123
6. Matt O'Reilly	1989	28	121
7. David Cox	1994	27	120
8. Randy Bracy	1996	26	119
9. John Lowenhaupt	1978	26	118
10. David Cox	1995	26	116

CAREER ASSISTS

Player	Seasons	G	Ast
1. Scott Coval	1983-86	110	409
2. John Lowenhaupt	1975-78	112	369
3. Brendan Connor	1990-93	102	358
4. Randy Bracy	1996-99	92	351
5. Mike Enoch	1975-78	110	344
6. Bill Barnes	1979-82	109	341
7. Nick D'Antoni	2002-05	107	340
8. David Cox	1992-95	109	336
9. Ron Satterthwaite	1974-77	106	331
10. Matt O'Reilly	1987-90	106	297

SINGLE-SEASON ASSIST AVERAGE

Player	Season	G	Ast	Avg
1. Scott Coval	1985	27	168	6.22
2. Nick D'Antoni	2004	28	159	5.68
3. Randy Bracy	1996	26	119	4.58
4. Bill Barnes	1982	28	128	4.57
5. John Lowenhaupt	1978	26	118	4.54
6. David Cox	1995	26	116	4.46
7. David Cox	1994	27	120	4.44
8. Matt O'Reilly	1989	28	121	4.32
9. Randy Bracy	1998	26	107	4.12
10. John Lowenhaupt	1977	30	123	4.10



Randy Bracy holds the W&M career assists average record with 3.82 per game over his four-year career.

CAREER ASSIST AVERAGE

(minimum 50 games)

Player	Seasons	G	Ast	Avg
1. Randy Bracy	1996-99	92	351	3.82
2. Scott Coval	1983-86	110	409	3.72
3. Brendan Connor	1990-93	102	358	3.51
4. John Lowenhaupt	1975-78	112	369	3.29
5. Nick D'Antoni	2002-05	107	340	3.17
6. Bill Barnes	1979-82	109	341	3.13
7. Mike Enoch	1975-78	110	344	3.13
8. Ron Satterthwaite	1974-77	106	331	3.12
9. David Cox	1992-95	109	336	3.08
10. David Schneider	2007-P	88	271	3.08

TEAM SINGLE-SEASON ASSISTS

Season	G	Ast
1. 1977	30	508
2. 1985	28	455
3. 2004	28	442
4. 2008	33	441
5. 1988	29	435
6. 1978	26	419
7. 1990	28	411
8. 2009	30	409
9. 1992	29	405
10. 1989	28	397

TEAM SINGLE-SEASON ASSIST AVERAGE

Season	G	Ast	Avg
1. 1977	30	508	17.0
2. 1985	28	455	16.3
3. 1978	26	419	16.1
4. 2004	28	442	15.8
5. 1988	29	435	15.0
6. 1990	28	411	14.7
7. 1998	27	395	14.6
8. 1993	27	391	14.5
9. 1987	27	388	14.4
10. 1996	26	373	14.4

SEASON ASSIST-TO-TURNOVER RATIO

(minimum 50 assists)

Player	Year	G	Ratio (A/TO)
1. Scott Coval	1985	27	2.51 (168/67)
2. Scott Coval	1984	27	2.33 (100/43)
3. John Lowenhaupt	1978	26	2.31 (118/51)
4. David Schneider	2008	33	2.21 (124/56)
5. Nick D'Antoni	2004	28	2.09 (159/76)
6. John Lowenhaupt	1977	30	2.05 (123/60)
7. Mike Strayhorn	1983	29	1.91 (86/45)
8. David Schneider	2009	29	1.81 (78/43)
9. Keith Cieplicki	1983	29	1.69 (91/54)
10. Bill Barnes	1982	28	1.62 (128/79)

CAREER ASSIST-TO-TURNOVER RATIO

(minimum 100 assists)

Player	Year	Ratio (A/TO)
1. John Lowenhaupt	1976-78	1.93 (326/169)
2. Scott Coval	1983-86	1.87 (409/219)
3. David Schneider	2007-P	1.84 (271/147)
4. Keith Cieplicki	1982-85	1.43 (284/199)
5. Nick D'Antoni	2002-05	1.42 (340/239)
6. David Cox	1992-95	1.38 (336/244)
7. Mike Strayhorn	1980-83	1.35 (193/143)
8. Matt O'Reilly	1987-90	1.33 (297/223)
9. Cody Carbaugh	1999-02	1.28 (143/112)
10. Nathan Mann	2005-08	1.26 (259/205)

SINGLE-GAME FG MADE

- 21 Jeff Cohen vs. Richmond (2/25/61)
- 21 Chet Giermak at Baltimore (1/11/49)
- 18 Bill Chambers vs. Wash. & Lee (2/21/53)
- 17 John Mahoney at Furman (12/3/54)
- 16 Scott Smith at George Mason (2/15/90)
- 16 Bill Chambers vs. Virginia (2/14/53)
- 16 Chet Giermak at Colby (12/6/49)
- 15 Keith Cieplicki vs. Drexel (12/1/84)
- 15 Tom Jasper vs. Georgetown (12/7/70)
- 15 Dave Hunter at Virginia Tech (2/10/64)

SINGLE-SEASON FG MADE

Player	Season	G	FGM
1. Chet Giermak	1949	34	301
2. Chet Giermak	1950	31	258
3. Keith Cieplicki	1985	28	235
4. Jeff Cohen	1960	26	230
5. Bob Sherwood	1968	24	222
6. John Mahoney	1955	24	220
7. Tom Jasper	1971	27	215
8. Bob Sherwood	1970	27	209
9. Tom Jasper	1970	27	205
10. Bill Chambers	1951	31	199

CAREER FG MADE

Player	Seasons	G	FGM
1. Chet Giermak	1947-50	111	847
2. John Lowenhaupt	1975-78	112	734
3. Keith Cieplicki	1982-85	113	726
4. Jeff Cohen	1958-61	103	719
5. Thomas Roberts	1990-93	111	637
6. Scott Smith	1989-92	107	556
7. Ed McMillan	1948-51	120	532
8. Bill Chambers	1951-53	82	524
9. Ron Satterthwaite	1974-77	106	522
10. Kurt Small	1992-95	108	486

SINGLE-GAME FG ATTEMPTED

- 34 Bill Chambers vs. Wash. & Lee (2/21/53)
- 31 Jeff Cohen at West Virginia (12/3/60)
- 29 Jeff Cohen vs. West Virginia (2/26/60)
- 28 Jeff Cohen vs. Richmond (2/25/61)
- 28 John Mahoney at Furman (12/3/54)
- 27 Kurt Small vs. American (2/15/95)
- 27 Dave Hunter at Virginia Tech (2/10/64)

SINGLE-SEASON FG ATTEMPTED

Player	Seasons	G	FGA
1. Chet Giermak	1949	34	673
2. Chet Giermak	1950	31	630
3. Tom Jasper	1970	27	510
4. Tom Jasper	1971	27	505
5. John Mahoney	1955	24	474
6. Adam Hess	2004	28	461
7. Jeff Cohen	1960	26	458
8. Don Engelken	1958	29	450
9. Chet Giermak	1948	23	448
10. Ed McMillan	1951	31	444

CAREER FG ATTEMPTED

Player	Seasons	G	FGA
1. Chet Giermak	1947-50	111	1751
2. Jeff Cohen	1958-61	103	1545
3. Ed McMillan	1948-51	120	1512
4. John Lowenhaupt	1975-78	112	1419
5. Thomas Roberts	1990-93	111	1382
6. Keith Cieplicki	1982-85	113	1341
7. Kurt Small	1992-95	108	1161
8. Ron Satterthwaite	1974-77	106	1141
9. Scott Smith	1989-92	107	1117
10. Bill Chambers	1951-53	82	1113

SINGLE-GAME FG PCT.

(minimum seven attempts)

- 1.000 (10-10) Tom Bock at Navy (2/15/89)
- 1.000 (10-10) J. McDonough at UR (2/21/76)
- 1.000 (9-9) K. Cieplicki vs. VCU (2/23/82)

- 1.000 (9-9) Corey Cofield vs. JMU (2/4/04)
- 1.000 (7-7) Jack Jenkins vs. ODU (2/5/03)
- 1.000 (7-7) Zeb Cope at Mary. (12/27/01)
- 1.000 (7-7) Carl Parker vs. UR (2/3/96)
- 1.000 (7-7) K. Cieplicki vs. VA Wes. (2/1/84)
- .938 (15-16) K. Cieplicki vs. Drex. (12/1/84)
- .917 (11-12) J. Lowenhaupt at UR (2/18/78)
- .917 (11-12) John Mahoney at W&L (2/6/54)

SINGLE-SEASON FIELD GOAL PCT.

(minimum 200 attempts)

Player	Season	FGM-FGA	Pct.
1. Carl Parker	1996	164-274	.599
2. John Lowenhaupt	1978	195-337	.579
3. Gary Bland	1984	115-201	.572
4. Keith Cieplicki	1985	235-413	.569
5. Corey Cofield	2004	126-224	.563
6. Corey Cofield	2006	112-202	.554
7. Kevin Richardson	1984	124-226	.549
8. Carl Parker	1995	166-305	.544
9. Bob Hoitsma	1957	117-216	.542
10. Todd Cauthorn	1993	132-244	.541

CAREER FG PCT.

(minimum 500 attempts)

Player	Season	FGM-FGA	Pct.
1. Carl Parker	1993-96	478-853	.560
2. Mike Strayhorn	1980-83	392-710	.552
3. Ben Blocker	1989-92	329-603	.546
4. Keith Cieplicki	1982-85	726-1341	.541
5. Kevin Richardson	1982-85	441-829	.532
6. Corey Cofield	2004-07	357-674	.530
7. Todd Cauthorn	1990-93	311-590	.527
8. Peter Stein	2006-09	274-526	.521
9. John Lowenhaupt	1975-78	734-1419	.517
10. Dave Daugherty	1967-69	337-654	.515

TEAM SINGLE-SEASON FG MADE

Season	G	FGM
1. 1977	30	864
2. 1949	34	852
3. 1970	27	827
4. 1976	28	800
5. 1973	27	782
6. 1975	28	765
7. 1992	29	764
8. 1951	31	760
9. 1991	28	750
10. 1952	28	740

TEAM SINGLE-SEASON FG ATTEMPTED

Season	G	FGA
1. 1949	34	2357
2. 1950	32	2067
3. 1951	31	2015
4. 1952	28	1978
5. 1970	27	1930
6. 1977	30	1800
7. 1958	29	1790
8. 1973	27	1762
9. 1955	25	1733
10. 2008	33	1714

TEAM SINGLE-SEASON FG PCT.

Season	FGM-FGA	Pct.
1. 1983	723-1379	.524
2. 1984	711-1369	.519
3. 1982	676-1324	.511
4. 1978	689-1370	.503
5. 1985	738-1473	.501
6. 1980	670-1361	.492
7. 1977	864-1800	.480
8. 1981	690-1438	.480
9. 1991	750-1566	.479
10. 1976	800-1691	.473

ANNUAL FIELD GOAL PCT. LEADERS

(minimum 200 attempts)

Year	Player	FGM-FGA	Pct.
2009	Quinn McDowell	99-198	.500
2008	Peter Stein	106-200	.530
2007	Adam Payton	141-296	.476
2006	Corey Cofield	112-202	.554
2005	Corey Cofield	119-248	.480
2004	Corey Cofield	126-224	.563
2003	Adam Hess	191-409	.467
2002	Mike Johnson	107-260	.412
2001	Jim Moran	135-289	.467
2000	Jim Moran	140-303	.462
1999	Jim Moran	129-265	.487
1998	Terence Jennings	129-260	.496
1997	Terence Jennings	103-214	.481
1996	Carl Parker	164-274	.599
1995	Carl Parker	166-305	.544
1994	Matt Verkey	116-275	.422
1993	Todd Cauthorn	132-244	.541
1992	Scott Smith	146-317	.461
1991	Scott Smith	149-303	.492
1990	Scott Smith	163-302	.540
1989	Tom Bock	162-328	.494
1988	Tim Trout	190-364	.522
1987	Tom Bock	98-205	.478
1986	Ken Lambiotte	112-236	.475
1985	Keith Cieplicki	235-413	.569
1984	Gary Bland	115-201	.572
1983	Keith Cieplicki	167-310	.539
1982	Keith Cieplicki	144-275	.524
1981	Mike Strayhorn	115-219	.525
1980	Bill Barnes	99-204	.485
1979	Ken Bowen	110-204	.539
1978	John Lowenhaupt	195-337	.579
1977	John Lowenhaupt	192-374	.513
1976	John Lowenhaupt	180-358	.503
1975	John Lowenhaupt	167-350	.477
1974	Mike Arizin	176-381	.462
1973	Mike Arizin	173-365	.474
1972	Jerry Fisher	126-269	.468
1971	Tom Jasper	215-505	.426
1970	Bob Sherwood	209-399	.524
1969	Dave Daugherty	145-271	.535
1968	Bob Sherwood	222-438	.507
1967	Ron Panneton	172-340	.506
1966	Ben Pomeroy	165-362	.456
1965	Tim Walter	93-206	.451
1964	Dave Hunter	155-338	.459
1963	Dave Hunter	126-245	.514
1962	Bob Harris	105-225	.467
1961	Jeff Cohen	193-404	.478
1960	Jeff Cohen	230-458	.502
1959	Roy Lange	129-276	.467
1958	Roy Lange	178-364	.489
1957	Bob Hoitsma	117-216	.542
1956	Paul Furlong	116-239	.485
1955	John Mahoney	220-474	.464
1954	John Mahoney	145-302	.480
1953	Jerry Harris	104-212	.491
1952	Bill Chambers	168-368	.457
1951	Bill Chambers	199-413	.482
1950	Chet Giermak	258-630	.410
1949	Chet Giermak	301-673	.447
1948	Chet Giermak	168-448	.375

ANNUAL FREE THROW PCT. LEADERS

(minimum 80 attempts)

Year	Player	FTM-FTA	Pct.
2009	David Schneider	77-91	.846
2008	David Schneider	106-124	.855
2007	Adam Payton	112-133	.842
2006	Calvin Baker	65-87	.747
2005	Corey Cofield	144-179	.804
2004	Adam Hess	123-163	.755
2003	Adam Hess	114-135	.844
2002	Mike Johnson	68-94	.723
2001	Mike Johnson	71-96	.740
2000	Adam Duggins	64-96	.667
1999	Jim Moran	55-79	.696
1998	Randy Bracy	85-122	.697
1997	Terence Jennings	78-107	.729
1996	Randy Bracy	62-93	.667
1995	Kurt Small	122-166	.735
1994	Kurt Small	115-151	.762
1993	Kurt Small	150-208	.721
1992	Thomas Roberts	101-135	.748
1991	Thomas Roberts	103-161	.640
1990	Scott Smith	83-116	.716
1989	Tom Bock	81-109	.743
1988	Tim Trout	109-159	.686
1987	Mike Batzel	78-112	.696
1986	Scott Coval	111-121	.917
1985	Keith Cieplicki	96-123	.780
1984	Kevin Richardson	54-86	.628
1983	Tony Traver	111-127	.874
1982	Keith Cieplicki	64-82	.780
1981	Scot Whitley	65-88	.739
1980	Scott Whitley	81-101	.802
1979	Scott Whitley	66-86	.767
1978	John Lowenhaupt	114-132	.864
1977	John Lowenhaupt	134-161	.832
1976	John Lowenhaupt	87-110	.791
1975	John Lowenhaupt	63-82	.768
1974	Mike Arizin	119-143	.832
1973	Mike Arizin	119-145	.821
1972	George Spack	86-103	.835
1971	Neil Gewirtzman	75-96	.781
1970	Steve Dodge	76-109	.697
1969	Harry Kent	92-120	.767
1968	Ron Paneton	112-132	.848
1967	Dave Daugherty	77-88	.875
1966	Tim Walter	60-83	.723
1965	Martin Morris	73-99	.737
1964	Martin Morris	73-94	.777
1963	Dave Hunter	89-108	.824
1962	Kenny Roberts	68-85	.800
1961	Kenny Roberts	98-125	.784
1960	Tom Farrington	75-87	.862
1959	Tom Farrington	70-95	.737
1958	Bev Vaughn	105-132	.795
1957	Roy Lange	89-118	.754
1956	Harry Cornell	64-94	.681
1955	John Mahoney	216-286	.755
1954	John Mahoney	166-223	.744
1953	Bill Chambers	151-197	.766
1952	Bill Chambers	123-165	.745
1951	Ed McMillan	86-121	.711
1950	Ed McMillan	82-112	.732
1949	Charlie Sokol	90-123	.732
1948	Chet Giermak	58-122	.475

SINGLE-GAME FT MADE

- 20 John Mahoney vs. GW (12/29/54)
- 19 Kurt Small at The Citadel (12/4/93)
- 18 Jeff Cohen at Richmond (1/7/61)
- 17 Mit Winter vs. James Madison (1/24/01)
- 17 Bev Vaughan at Tennessee (12/5/59)
- 16 Steve Dodge vs. Rice (1/6/71)
- 16 Jeff Cohen vs. Navy (2/8/58)
- 16 John Mahoney vs. Maryland (2/25/54)
- 15 Tony Traver vs. East Carolina (2/9/83)
- 15 Bob Hoitsma vs. Richmond (2/25/56)

SINGLE-SEASON FT MADE

Player	Season	G	FTM
1. Roy Lange	1958	29	227
2. John Mahoney	1955	24	216
3. Jeff Cohen	1961	24	189
4. Ron Panneton	1967	25	172
5. Jeff Cohen	1960	26	168
6. John Mahoney	1954	23	166
7. Bill Chambers	1953	23	151
8. Kurt Small	1993	27	150
9. Bev Vaughan	1960	26	147
10. Corey Cofield	2005	29	144

CAREER FT MADE

Player	Seasons	G	FTM
1. Jeff Cohen	1958-61	103	565
2. John Mahoney	1952-55	78	492
3. Kurt Small	1992-95	108	429
4. Bev Vaughan	1958-61	88	417
5. Thomas Roberts	1990-93	111	416
6. Roy Lange	1956-59	88	408
Bill Chambers	1951-53	82	408
8. John Lowenhaupt	1975-78	112	398
9. Ron Panneton	1966-68	73	370
10. Keith Cieplicki	1982-85	113	360

SINGLE-GAME FT ATTEMPTED

- 24 Kurt Small at The Citadel (12/4/93)
- 22 Jeff Cohen at Richmond (1/7/61)
- 22 Bev Vaughan at Tennessee (12/5/59)
- 22 John Mahoney vs. GW (12/29/54)
- 21 Jeff Cohen vs. Navy (2/8/58)
- 19 John Mahoney vs. Maryland (2/25/54)
- 19 John Mahoney at Maryland (12/8/53)
- 18 Thomas Roberts vs. GMU (1/11/93)
- 18 Ron Panneton at GW (12/18/65)
- 18 Jeff Cohen vs. West Virginia (3/3/61)
- 18 Joe Agee vs. Wake Forest (1/7/52)

SINGLE-SEASON FT ATTEMPTED

Player	Season	G	FTA
1. Roy Lange	1958	29	288
2. John Mahoney	1955	24	286
3. Jeff Cohen	1961	24	246
4. Jeff Cohen	1960	26	232
5. John Mahoney	1954	23	223
6. Ron Panneton	1967	25	213
7. Bill Chambers	1951	31	212
8. Kurt Small	1993	27	208
9. Bob Hoitsma	1957	27	207
10. Bev Vaughan	1960	26	199
Chet Giermak	1949	34	199

CAREER FT ATTEMPTED

Player	Seasons	G	FTA
1. Jeff Cohen	1958-61	103	784
2. John Mahoney	1952-55	78	670
3. Thomas Roberts	1990-93	111	608
4. Kurt Small	1992-95	108	593
5. Bev Vaughan	1958-61	88	575
6. Bill Chambers	1951-53	82	574
7. Roy Lange	1956-59	88	528
8. Bill Barnes	1979-82	109	521
9. Chet Giermak	1947-50	111	517
10. John Lowenhaupt	1975-78	112	485

SINGLE-GAME FT PCT.

(minimum 10 attempts)

- 1.000 (17-17) Mit Winter vs. JMU (1/24/01)
- 1.000 (16-16) Steve Dodge vs. Rice (1/6/71)
- 1.000 (14-14) Scott Coval vs. JMU (2/15/86)
- 1.000 (13-13) Bill Chambers at UVA (2/13/52)
- 1.000 (12-12) Adam Hess vs. VCU (1/18/03)
- 1.000 (11-11) Mike Arizin vs. UR (12/11/73)
- 1.000 (11-11) Bob Harris vs. VT (2/28/63)
- .938 (15-16) Tony Traver vs. ECU (2/9/83)
- .938 (15-16) Bob Hoitsma vs. UR (2/25/56)
- .933 (14-15) Tom Bock at Tow. (1/16/89)
- .933 (14-15) Jeff Cohen WVU (1/30/60)
- .933 (14-15) Roy Lange vs. H-SC (12/1/56)

SINGLE-SEASON FT PCT.

(minimum 80 attempts)

Player	Season	FTM-FTA	Pct
1. Scott Coval	1986	111-121	.917
2. Dave Daugherty	1967	77-88	.875
3. Tony Traver	1983	111-127	.874
4. John Lowenhaupt	1978	114-132	.864
5. Tom Farrington	1960	75-87	.862
6. Keith Cieplicki	1983	131-153	.856
7. David Schneider	2008	106-124	.855
8. Ron Panneton	1968	112-132	.848
9. Adam Hess	2003	114-135	.844
10. George Spack	1972	86-103	.835

CAREER FT PCT.

(minimum 200 attempts)

Player	Seasons	FTM-FTA	Pct
1. Scott Coval	1983-86	259-288	.899
2. Mike Arizin	1973-74	238-288	.826
3. Keith Cieplicki	1982-85	360-437	.824
4. John Lowenhaupt	1975-78	398-485	.821
5. George Spack	1971-73	182-222	.820
6. David Schneider	2007-P	232-288	.806
7. Tony Traver	1981, 83-85	236-294	.803
8. Ron Panneton	1966-68	370-466	.794
9. Mit Winter	1998-01	164-208	.788
10. Adam Hess	2002-04	283-363	.780

TEAM SINGLE-SEASON FT MADE

Season	G	FTA
1. 1958	29	670
2. 1955	25	645
3. 1957	27	572
4. 1960	26	559
5. 1953	23	551
6. 1961	24	550
7. 1971	27	547
8. 1951	31	542
9. 1952	28	533
10. 1956	26	513

TEAM SINGLE-SEASON FT ATTEMPTED

Season	G	FTM
1. 1958	29	922
2. 1955	25	907
3. 1957	27	867
4. 1952	28	843
5. 1951	31	832
6. 1956	26	808
7. 1953	23	794
8. 1961	24	783
9. 1960	26	781
10. 1971	27	755

TEAM SINGLE-SEASON FT PCT.

Season	FTM-FTA	Pct
1. 1983	470-609	.772
2. 1973	483-636	.759
3. 1974	410-552	.743
4. 1980	512-695	.737
5. 1984	345-470	.734
6. 1985	386-526	.734
7. 1967	513-704	.729
8. 1958	670-922	.727
9. 1968	476-656	.726
10. 2005	481-663	.725

SINGLE-GAME 3-POINT FG MADE

- 9 Matt Verkey vs. George Mason (2/27/95)
- 8 Matt Verkey at George Mason (1/24/96)
- 8 Greg Burzell at Richmond (2/27/88)
- 7 **David Schneider vs. Navy (11/22/08)**
- 7 **David Schneider at Liberty (11/29/08)**
- 7 Adam Hess at Hampton (2/3/03)
- 7 Greg Burzell vs. George Mason (3/6/88)
- 7 Greg Burzell at Stanford (12/4/87)
9. **6 David Schneider at ODU (2/25/09)**
- 6 David Schneider vs. Ga. St. (3/7/08)**
- 6 Nathan Mann at Drexel (1/23/08)
- 6 Nick D'Antoni at James Madison (1/28/04)
- 6 Nick D'Antoni at The Citadel (11/26/01)
- 6 Bobby Fitzgibbons at JMU (2/19/97)
- 6 Bobby Fitzgibbons vs. Richmond (2/3/96)
- 6 Matt Verkey vs. VMI (1/17/96)
- 6 Matt Verkey at James Madison (1/6/96)
- 6 Matt Verkey at Old Dominion (2/27/93)
- 6 Greg Burzell at Miami (OH) (11/30/87)

SINGLE-SEASON 3-POINT FG MADE

Player	Season	G	3PM
1. Greg Burzell	1988	29	75
2. David Schneider	2009	29	73
Nathan Mann	2008	33	73
4. Adam Hess	2003	28	68
5. Randy Bracy	1998	26	65
6. David Schneider	2008	33	64
7. Matt Verkey	1994	27	63
8. Bobby Fitzgibbons	1997	28	62
9. Adam Hess	2004	28	57
Bobby Fitzgibbons	1996	26	57
David Cox	1994	27	57

CAREER 3-POINT FG MADE

Player	Seasons	G	3PM
1. Matt Verkey	1993-96	106	218
2. Nathan Mann	2005-08	120	215
3. David Schneider	2007-P	88	179
4. Randy Bracy	1996-99	92	171
5. Greg Burzell	1987-89	82	150
6. Adam Hess	2002-04	75	144
7. Jim Moran	1998-01	107	141
8. David Cox	1992-95	109	137
9. Mike Johnson	2000-02	79	129
10. Jimmy Apple	1988-91	86	124

SINGLE-GAME 3-POINT FG ATTEMPTS

- 23 **David Schneider at Liberty (11/29/08)**
- 16 Greg Burzell at Richmond (2/27/88)
- 15 **David Schneider vs. Navy (11/22/08)**
- 15 Matt Verkey at George Mason (1/24/96)
- 15 Greg Burzell at Stanford (12/4/87)
- 14 Adam Hess at Radford (11/24/03)
- 14 Adam Hess at VCU (2/19/03)
- 13 **David Schneider at ODU (2/25/09)**
- 13 Matt Verkey vs. George Mason (2/27/95)
10. **12 Danny Sumner at Liberty (11/29/08)**
- 12 David Schneider vs. JMU (1/10/09)**
- 12 David Schneider at JMU (2/14/09)**
- 12 Randy Bracy vs. George Mason (2/15/97)
- 12 Greg Burzell at Miami (OH) (11/30/87)

SINGLE-SEASON 3-POINT FG ATTEMPTS

Player	Season	G	3PA
1. David Schneider	2009	29	248
2. Nathan Mann	2008	33	211
3. Adam Hess	2004	28	189
4. David Schneider	2008	33	184
5. Adam Hess	2003	28	183
6. Randy Bracy	1998	26	172
7. Greg Burzell	1988	29	170
8. Danny Sumner	2009	30	167

Nathan Mann	2007	30	167
10. Matt Verkey	1994	27	164

CAREER 3-POINT FG ATTEMPTS

Player	Seasons	G	3PA
1. Nathan Mann	2005-08	120	623
2. Matt Verkey	1993-96	106	583
3. David Schneider	2007-P	88	573
4. Randy Bracy	1996-99	92	495
5. Adam Hess	2002-04	75	447
6. David Cox	1992-95	109	395
7. Jim Moran	1998-01	107	376
8. Mike Johnson	2000-02	79	373
9. Greg Burzell	1987-89	82	358
10. Jimmy Apple	1988-91	86	341

SINGLE-GAME 3-POINT FG PCT.

(minimum four attempts)

- 1.000 (4-4) Terence Jennings vs. ODU (2/5/97)
- .857 (6-7) Nick D'Antoni at JMU (1/28/04)
- .833 (5-6) Nathan Mann at JMU (1/30/08)
- .833 (5-6) Nathan Mann vs. JMU (1/31/07)
- .833 (5-6) Nathan Mann at GSU (1/14/06)
- .833 (5-6) Jim Moran vs. Elon (12/22/98)
- .833 (5-6) David Grabuloff vs. UR (2/7/98)
- .833 (5-6) Greg Burzell at ECU (1/27/88)

SINGLE-SEASON 3-POINT FG PCT.

(minimum 75 attempts)

Player	Seasons	3PM-3PA	Pct.
1. Greg Burzell	1988	75-170	.441
2. Brendan Connor	1992	34-78	.436
3. Bobby Fitzgibbons	1996	57-131	.435
4. Jim Moran	1999	44-106	.415
5. Matt Verkey	1993	50-121	.413
6. Nathan Mann	2006	51-124	.411
7. Laimis Kisielius	2007	36-89	.404
8. Bobby Fitzgibbons	1997	62-157	.395
9. Danny Sumner	2008	30-78	.385
10. Matt Verkey	1994	63-164	.384

CAREER 3-POINT FG PCT.

(minimum 200 attempts)

Player	Seasons	3PM-3PA	Pct
1. Greg Burzell	1987-89	150-358	.419
2. Bobby Fitzgibbons	1996-97	119-288	.413
3. Jim Moran	1998-01	141-376	.375
4. Matt Verkey	1993-96	218-583	.374
5. Mit Winter	1998-01	75-205	.366
6. Brendan Connor	1990-93	88-242	.364
Jimmy Apple	1988-91	124-341	.364
8. David Cox	1992-95	137-395	.347
9. Mike Johnson	2000-02	129-373	.346
10. Nathan Mann	2005-08	215-623	.345

SINGLE-SEASON 3-POINT FG MADE PER GAME

Player	Season	G	3PM	Avg
1. Greg Burzell	1988	29	75	2.59
2. David Schneider	2009	29	73	2.51
3. Randy Bracy	1998	26	65	2.50
4. Adam Hess	2003	28	68	2.43
5. Matt Verkey	1994	27	63	2.33
6. Bobby Fitzgibbons	1997	28	62	2.21
7. Nathan Mann	2008	33	73	2.21
8. Bobby Fitzgibbons	1996	26	57	2.19
9. Matt Verkey	1996	26	56	2.15
10. David Cox	1994	27	57	2.11

CAREER 3-POINT FG MADE PER GAME

Player	Seasons	G	3PM	Avg
1. Bobby Fitzgibbons	1996-97	54	119	2.20
2. Matt Verkey	1993-96	106	218	2.06
3. David Schneider	2007-P	88	179	2.03
4. Adam Hess	2002-04	75	144	1.92

ANNUAL 3-POINT PCT. LEADERS

(minimum 75 attempts)

Year	Player	3FM-3FA	Pct.
2009	Danny Sumner	54-167	.323
2008	Danny Sumner	30-78	.385
2007	Laimis Kisielius	36-89	.404
2006	Nathan Mann	51-124	.411
2005	Nick D'Antoni	35-102	.343
2004	Zeb Cope	39-103	.379
2003	Adam Hess	68-183	.372
2002	Mike Johnson	52-139	.374
2001	Jim Moran	31-92	.337
2000	Scotty Scott	37-85	.435
1999	Jim Moran	44-106	.415
1998	Terence Jennings	47-124	.379
1997	Bobby Fitzgibbons	62-157	.395
1996	Bobby Fitzgibbons	57-131	.435
1995	Matt Verkey	49-146	.336
1994	Matt Verkey	63-164	.384
1993	Matt Verkey	50-121	.413
1992	Brendan Connor	34-78	.436
1991	Christopher Jensen	32-85	.376
1990	Jimmy Apple	32-96	.333
1989	Jimmy Apple	41-111	.369
1988	Greg Burzell	75-170	.441
1987	Greg Burzell	38-84	.452

5. Randy Bracy	1996-99	92	171	1.86
6. Greg Burzell	1987-89	82	150	1.83
7. Nathan Mann	2005-08	120	215	1.79
8. Mike Johnson	2000-02	79	129	1.63
9. Jimmy Apple	1988-91	86	124	1.44
10. Jim Moran	1998-01	107	141	1.32

TEAM SINGLE-SEASON 3-POINT FG MADE

Season	G	3PM
1. 2008	33	257
2. 2009	30	202
3. 2007	30	200
4. 2000	28	188
5. 1998	27	187

TEAM SINGLE-SEASON 3-POINT FG ATTEMPTS

Season	G	3PA
1. 2008	33	755
2. 2009	30	653
3. 2007	30	624
4. 2002	29	579
5. 2004	28	556

TEAM SINGLE-SEASON 3-POINT FG PCT.


Season	3PM-3PA	Pct
1. 1988	148-374	.396
2. 1987	66-171	.386
3. 1996	173-470	.368
4. 1992	108-298	.362
5. 1993	159-440	.361

TEAM SINGLE-SEASON 3-POINT FG MADE PER GAME

Season	G	3PM	Avg
1. 2008	33	257	7.79
2. 1998	27	187	6.93
3. 1994	27	183	6.78
4. 2009	30	202	6.73
5. 2000	28	188	6.71

ANNUAL STEALS LEADERS

Year	Player	Steals	Avg
2009	David Schneider	38	1.31
2008	David Schneider	56	1.70
2007	Adam Payton	48	1.60
2006	Adam Payton	45	1.61
2005	Hawley Smith	29	1.00
2004	Adam Hess	46	1.64
2003	Sherman Rivers	34	1.21
2002	Cody Carbaugh	32	1.10
	Sherman Rivers	32	1.10
2001	Jim Moran	26	0.93
	Sherman Rivers	26	0.93
2000	Jim Moran	38	1.41
1999	Jim Moran	40	1.48
	Randy Bracy	34	1.89
1998	Randy Bracy	57	2.19
1997	Randy Bracy	37	1.68
1996	Randy Bracy	47	1.81
1995	Kurt Small	44	1.63
1994	Kurt Small	33	1.22
	Matt Verkey	33	1.22
1993	Todd Cauthorn	40	1.48
1992	Brendan Connor	37	1.76
1991	Brendan Connor	31	1.15
1990	Curtis Pride	38	1.41
1989	Matt O'Reilly	33	1.18
1988	Curtis Pride	45	1.67
1987	Curtis Pride	39	1.44
1986	Scott Coval	35	1.25
1985	Kevin Richardson	30	1.07
1984	Kevin Richardson	30	1.07
1983	Mike Strayhorn	56	1.93
1982	Bill Barnes	54	1.93
1981	Bill Barnes	55	1.96
1980	Bill Barnes	54	2.00
1979	Bill Barnes	44	1.69
1978	John Lowenhaupt	57	2.19
1977	John Lowenhaupt	45	1.50
1976	Jim McDonough	112	4.48



Kurt Small ranks sixth on the W&M career steals list with 144 swipes.

SINGLE-GAME STEALS

- 8 Rod Musselman vs. Wash. Coll. (1/10/76)
- 7 Randy Bracy at The Citadel (12/2/98)
- 7 Randy Bracy vs. Old Dominion (2/5/97)
- 6 **David Schneider vs. Drexel (2/20/08)**
- 6 Adam Hess at George Mason (1/31/04)
- 6 Randy Bracy at American (1/13/99)
- 6 Randy Bracy vs. Stetson (11/15/97)
- 6 Jim Moran at UNCG (11/29/97)
- 6 Matt Verkey at American (1/24/94)
- 6 Scott Coval vs. Drexel (11/30/85)
- 6 Mike Strayhorn vs. Richmond (1/20/82)
- 6 Billy Barnes vs. Virginia Tech (2/12/79)

SINGLE-SEASON STEALS


Player	Season	G	Stl	
1. Jim McDonough	1976	25	112	
2. John Lowenhaupt	1976	28	58	
3. Randy Bracy	1998	26	57	
	John Lowenhaupt	1978	26	57
5. David Schneider	2008	33	56	
	Mike Strayhorn	1983	29	56
7. Bill Barnes	1981	28	55	
8. Bill Barnes	1982	28	54	
	Bill Barnes	1980	27	54
10. Adam Payton	2007	30	48	

CAREER STEALS

Player	Seasons	G	Stl	
1. Bill Barnes	1979-82	109	207	
2. Randy Bracy	1996-99	92	175	
3. John Lowenhaupt	1976-78	84	160	
4. Mike Strayhorn	1980-83	103	148	
5. Jim Moran	1998-01	107	145	
6. Kurt Small	1992-95	108	144	
7. Curtis Pride	1987-90	94	136	
8. Brendan Connor	1990-93	102	128	
	Scott Whitley	1978-81	101	128
10. Jim McDonough	1976-77	55	125	

SINGLE-SEASON STEALS AVERAGE

Player	Season	G	Stl	Avg	
1. Jim McDonough	1976	25	112	4.48	
2. Randy Bracy	1998	26	57	2.19	
	John Lowenhaupt	1978	26	57	2.19
4. John Lowenhaupt	1976	28	58	2.07	
5. Bill Barnes	1980	27	54	2.00	
6. Bill Barnes	1981	28	55	1.96	
7. Mike Strayhorn	1983	29	56	1.93	
8. Bill Barnes	1982	28	54	1.93	
9. Randy Bracy	1999	18	34	1.89	
10. Randy Bracy	1996	26	47	1.81	
	Scott Whitley	1980	26	47	1.81



Billy Barnes is the Tribe's all-time steals leader with 207 career swipes.

CAREER STEALS AVERAGE

(minimum 50 games)

Player	Seasons	G	Stl	Avg
1. Jim McDonough	1976-77	55	125	2.27
2. John Lowenhaupt	1976-78	84	160	1.90
3. Randy Bracy	1996-99	92	175	1.90
4. Bill Barnes	1979-82	109	207	1.90
5. Adam Payton	2006-07	58	93	1.60
6. Curtis Pride	1987-90	94	136	1.45
7. Mike Enoch	1976-78	83	120	1.45
8. Mike Strayhorn	1980-83	103	148	1.44
9. Jim Moran	1998-01	107	145	1.36
10. David Schneider	2007-P	88	118	1.34

TEAM SINGLE-SEASON STEALS

Year	G	Stl	
1. 1976	28	282	
2. 1980	27	240	
3. 1981	28	233	
4. 1977	30	219	
5. 1998	27	215	
6. 1992	29	213	
7. 1988	29	206	
8. 2008	33	198	
9. 2006	28	196	
10. 1978	26	191	
	1983	29	191

TEAM SINGLE-SEASON STEALS AVERAGE

Year	G	Stl	Avg	
1. 1976	28	282	10.07	
2. 1980	27	240	8.89	
3. 1981	28	233	8.32	
4. 1998	27	215	7.96	
5. 1978	26	191	7.35	
6. 1992	29	213	7.34	
7. 1977	30	219	7.30	
8. 1979	26	186	7.15	
9. 1988	29	206	7.10	
10. 2006	28	196	7.00	
	1993	27	189	7.00



Adam Duggins led the Tribe in blocked shots per game during all four of his seasons at the College.

SINGLE-GAME BLOCKED SHOTS

1. 10 David Cully vs. George Mason (2/26/96)
2. 9 David Cully vs. American (2/15/95)
- 9 David Cully at Richmond (1/24/95)
4. 7 David Cully vs. Richmond (2/3/96)
- 7 David Cully at VMI (1/26/95)
- 7 David Cully vs. Siena (1/7/95)
- 7 David Cully vs. Navy (1/4/94)
8. 6 David Cully at Richmond (1/10/96)
- 6 David Cully at Old Dominion (2/25/95)
- 6 David Cully vs VMI (2/9/94)

SINGLE-SEASON BLOCKED SHOTS

Player	Season	G	Blk
1. David Cully	1995	27	91
2. David Cully	1996	25	84
3. David Cully	1994	26	71
4. Adam Duggins	2000	28	53
5. Adam Duggins	2003	28	52
6. Todd Cauthorn	1992	29	33
Thomas Roberts	1992	29	33
8. Dennis Vail	1976	27	32
9. Carl Parker	1996	26	31
Brant Weidner	1983	29	31

CAREER BLOCKED SHOTS

Player	Seasons	G	Blk
1. David Cully	1993-96	93	248
2. Adam Duggins	2000-03	100	139
3. Thomas Roberts	1990-93	111	107
4. Carl Parker	1993-96	107	95
5. Todd Cauthorn	1990-93	105	93
6. Jim Moran	1998-01	107	88
7. Brant Weidner	1980-83	111	76
8. Ben Blocker	1989-92	105	60
9. Jermaine Harmon	1996-99	79	56
10. Randy Bracy	1996-99	92	54

SINGLE-SEASON BLOCKED SHOT AVERAGE

Player	Season	G	Blk	Avg
1. David Cully	1995	27	91	3.37
2. David Cully	1996	25	84	3.36
3. David Cully	1994	26	71	2.73
4. Adam Duggins	2000	28	53	1.89
5. Adam Duggins	2003	28	52	1.86
6. Jermaine Harmon	1999	8	13	1.63
7. Carl Parker	1996	26	31	1.19
8. Dennis Vail	1976	27	32	1.19
9. Todd Cauthorn	1992	29	33	1.14
Thomas Roberts	1992	29	33	1.14

CAREER BLOCKED SHOT AVERAGE

(minimum 50 games)

Player	Seasons	G	Blk	Avg
1. David Cully	1993-96	93	248	2.67
2. Adam Duggins	2000-03	100	139	1.39
3. Thomas Roberts	1990-93	111	107	0.96
4. Carl Parker	1993-96	107	95	0.89
5. Todd Cauthorn	1990-93	105	93	0.89
6. Jim Moran	1998-01	107	88	0.82
7. Jermaine Harmon	1996-99	79	56	0.71
8. Brant Weidner	1980-83	111	76	0.68
9. David Grabuloff	1996-98	76	51	0.67
10. Brian Hutt	2004-06	76	50	0.65

TEAM SINGLE-SEASON BLOCKED SHOTS

Year	G	Blk
1. 1996	26	164
2. 1995	27	153
3. 1994	27	129
4. 2000	28	122
1998	27	122
6. 1992	29	117
7. 1976	28	102
8. 2001	28	99
9. 1991	28	97
10. 1999	27	93

TEAM SINGLE-SEASON BLOCKED SHOT AVERAGE

Year	G	Blk	Avg
1. 1996	26	164	6.31
2. 1995	27	153	5.67
3. 1994	27	129	4.78
4. 1998	27	122	4.52
5. 2000	28	122	4.36
6. 1992	29	117	4.03
7. 1976	28	102	3.64
8. 2001	28	99	3.54
9. 1991	28	97	3.46
10. 1999	27	93	3.44


ANNUAL BLOCKED SHOTS LEADERS

Year	Player	Blocks	Avg
2009	Danny Sumner	14	0.47
2008	Danny Sumner	15	0.45
2007	Peter Stein	15	0.50
2006	Brian Hutt	13	0.62
2005	Nate Loehrke	17	0.63
	Brian Hutt	17	0.61
	Corey Cofield	17	0.59
2004	Brian Hutt	20	0.71
2003	Adam Duggins	52	1.86
2002	Adam Duggins	17	0.59
2001	Jim Moran	25	0.89
	Adam Duggins	17	1.13
2000	Adam Duggins	53	1.89
1999	Jermaine Harmon	13	1.63
	Jim Moran	24	0.89
1998	Jermaine Harmon	29	1.07
1997	Shaka Arnold	22	0.79
1996	David Cully	84	3.36
1995	David Cully	91	3.37
1994	David Cully	71	2.73
1993	Todd Cauthorn	27	1.00
1992	Todd Cauthorn	33	1.14
	Thomas Roberts	33	1.14
1991	Thomas Roberts	29	1.07
1990	Thomas Roberts	19	0.68
1989	Ben Blocker	18	0.64
1988	Tim Trout	12	0.41
1987	Mark Boddy	9	0.35
1986	Mark Boddy	21	0.78
1985	Mark Boddy	4	0.27
1984	Herb Harris	7	0.25
1983	Brant Weidner	31	1.07
1982	Brant Weidner	24	0.86
1981	Mike Strayhorn	8	0.33
1980	Brant Weidner	15	0.56
1979	Bill Barnes	7	0.27
1978	Ted O'Gorman	21	0.81
1977	Matt Courage	20	0.67
1976	Dennis Vail	32	1.19



David Cully is W&M's career, single-season and single-game record holder for blocked shots.

CLASS RECORDS



FRESHMAN RECORDS

Points

1. Mike Arizin	1972-73	465
2. Jeff Cohen	1957-58	405
3. John Lowenhaupt	1974-75	397
4. Thomas Roberts	1989-90	392
5. Corey Cofield	2003-04	370

Rebounds

1. Jeff Cohen	1957-58	371
2. Mike Arizin	1972-73	197
3. Tom Strohhahn	1998-99	191
4. Corey Cofield	2003-04	185
5. Matt Courage	1972-73	164

Assists

1. Randy Bracy	1995-96	119
2. Calvin Baker	2005-06	100
3. Ron Satterthwaite	1973-74	92
4. Brendan Connor	1989-90	89

Field Goals Made

1. Mike Arizin	1972-73	173
2. John Lowenhaupt	1974-75	167
3. Jeff Cohen	1957-58	146
4. Keith Cieplicki	1981-82	144
5. Thomas Roberts	1989-90	143

Field Goals Attempted

1. Mike Arizin	1972-73	365
2. John Lowenhaupt	1974-75	350
3. Jeff Cohen	1957-58	341
4. Calvin Baker	2005-06	333
5. Thomas Roberts	1989-90	321

Field Goal Percentage
Minimum 100 attempts

1. Mike Strayhorn	1979-80	.605
2. Corey Cofield	2003-04	.563
3. Ken Bowen	1978-79	.539
4. Quinn McDowell 2008-09		.500

3-Point Field Goals Made

1. Jimmy Apple	1987-88	51
2. Matt Verkey	1992-93	50
3. Calvin Baker	2005-06	43
4. David Schneider 2006-07		42
5. Nathan Mann	2004-05	37

3-Point Field Goals Attempted

1. Calvin Baker	2005-06	156
2. David Schneider	2006-07	141
3. Jimmy Apple	1987-88	134
4. Nathan Mann	2004-05	121
5. Matt Verkey	1992-93	121

3-Point Percentage
Minimum 50 attempts

1. Matt Verkey	1992-93	.413
2. Quinn McDowell 2008-09		.382
3. Jimmy Apple	1987-88	.381
4. Jim Moran	1997-98	.380
5. Chris Jensen	1990-91	.376

Free Throws Made

1. Mike Arizin	1972-73	119
2. Corey Cofield	2003-04	118
3. Jeff Cohen	1957-58	113
4. Bev Vaughan	1957-58	105

5. Ron Satterthwaite	1973-74	94
----------------------	---------	----

Free Throws Attempted

1. Corey Cofield	2003-04	186
2. Jeff Cohen	1957-58	164
3. Mike Arizin	1972-73	145
4. Bev Vaughan	1957-58	132
5. Thomas Roberts	1989-90	129

Free Throw Percentage
Minimum 50 attempts

1. Jimmy Apple	1987-88	.869
2. Mike Arizin	1972-73	.821
3. Ron Satterthwaite	1973-74	.803
4. Don Engelken	1954-55	.800
5. Quinn McDowell 2008-09		.797

Steals

1. Randy Bracy	1995-96	47
2. Bill Barnes	1978-79	44
3. Calvin Baker	2005-06	43
4. Jim Moran	1997-98	41
5. Curtis Pride	1986-87	39

Blocks

1. Adam Duggins	1999-00	53
2. Bill Phillips	1997-98	21
3. Brian Hutt	2003-04	20
4. Thomas Roberts	1989-90	19
5. Ben Blocker	1988-89	18

SOPHOMORE RECORDS

Points

1. Bob Sherwood	1967-68	545
2. Bill Chambers	1950-51	532
3. Ron Satterthwaite	1974-75	473
4. Mike Arizin	1973-74	471
5. Keith Cieplicki	1982-83	465

Rebounds

1. Jeff Cohen	1958-59	413
2. Ben Pomperoy	1964-65	278
3. Bill Chambers	1950-51	263
4. Kirk Gooding	1960-61	262
5. Bob Sherwood	1967-68	253

Assists

1. David Schneider 2007-08		124
2. Ron Satterthwaite	1974-75	113
3. Brendan Connor	1990-91	108
4. Curtis Pride	1987-88	102
5. Scott Coval	1983-84	100

Field Goals Made

1. Bob Sherwood	1967-68	222
2. Bill Chambers	1950-51	199
3. John Lowenhaupt	1975-76	180
4. Ron Satterthwaite	1974-75	177
5. Mike Arizin	1973-74	176

Field Goals Attempted

1. Chet Giermak	1947-48	448
2. Bob Sherwood	1967-68	438
3. Bill Chambers	1950-51	413
4. Ed McMillan	1948-49	413
5. Mike Arizin	1973-74	381
6. Ron Satterthwaite	1974-75	381

Field Goal Percentage
Minimum 100 attempts

1. Peter Stein	2006-07	.571
2. Dave Daugherty	1966-67	.561
3. Carl Parker	1993-94	.558

3-Point Field Goals Made

1. David Schneider 2007-08		64
2. Matt Verkey	1993-94	63
3. Nathan Mann	2005-06	51
4. Jim Moran	1998-99	44
5. Jimmy Apple	1988-89	41

3-Point Field Goals Attempted

1. David Schneider	2007-08	184
2. Matt Verkey	1993-94	164
3. Nathan Mann	2005-06	124
4. Randy Bracy	1996-97	123
5. Jimmy Apple	1988-89	111

3-Point Percentage
Minimum 50 attempts

1. Brendan Connor	1990-91	.455
2. Greg Burzell	1986-87	.452
3. Jim Moran	1998-99	.415
4. Nathan Mann	2005-06	.411
5. Kurt Small	1992-93	.390

Free Throws Made

1. Kurt Small	1992-93	150
2. Corey Cofield	2004-05	144
3. Bill Chambers	1950-51	134
4. Keith Cieplicki	1982-83	131
5. Ron Satterthwaite	1974-75	119
6. Mike Arizin	1973-74	119

Free Throws Attempted

1. Bill Chambers	1950-51	212
2. Kurt Small	1992-93	208
3. Corey Cofield	2004-05	179
4. Thomas Roberts	1990-91	161
5. Bill Barnes	1979-80	159
6. Ron Satterthwaite	1974-75	159

Free Throw Percentage
Minimum 50 attempts

1. Dave Daugherty	1966-67	.875
2. Tony Traver	1982-83	.874
3. Jimmy Apple	1988-89	.862
4. Keith Cieplicki	1982-83	.856
5. David Schneider 2007-08		.855

Steals

1. John Lowenhaupt	1975-76	58
2. David Schneider 2007-08		56
3. Bill Barnes	1979-80	54
4. Curtis Pride	1987-88	45
5. Jim Moran	1998-99	40

Blocks

1. David Cully	1993-94	71
2. Thomas Roberts	1990-91	29
3. Carl Parker	1993-94	25
4. Jim Moran	1998-99	24
5. Todd Cauthorn	1990-91	23

JUNIOR RECORDS

Points

1. Chet Giermak	1948-49	740
-----------------	---------	-----

2. Jeff Cohen	1959-60	628
3. Roy Lange	1957-58	583
4. John Lowenhaupt	1976-77	518
5. Adam Hess	2002-03	564

Rebounds

1. Bill Chambers	1951-52	509
2. Jeff Cohen	1959-60	471
3. John Mahoney	1953-54	306
4. Ben Pomperoy	1965-66	300
5. David Cully	1994-95	287

Assists

1. Scott Coval	1984-85	168
2. Nick D'Antoni	2003-04	159
3. John Lowenhaupt	1976-77	123
4. Matt O'Reilly	1988-89	121
5. David Cox	1993-94	120

Field Goals Made

1. Chet Giermak	1948-49	301
2. Jeff Cohen	1959-60	230
3. Bob Sherwood	1969-70	209
4. Tom Jasper	1969-70	205
5. John Lowenhaupt	1976-77	192

Field Goals Attempted

1. Chet Giermak	1948-49	673
2. Tom Jasper	1969-70	510
3. Jeff Cohen	1959-60	458
4. Adam Hess	2002-03	409
5. Ed McMillan	1949-50	404

Field Goal Percentage
Minimum 100 attempts

1. Jim Roy	1962-63	.557
2. Ben Blocker	1990-91	.557
3. Corey Cofield	2005-06	.554

3-Point Field Goals Made

1. Greg Burzell	1987-88	75
2. David Schneider 2008-09		73
3. Adam Hess	2002-03	68
4. Randy Bracy	1997-98	65
5. Bobby Fitzgibbons	1995-96	57
6. David Cox	1993-94	57

3-Point Field Goals Attempted

1. David Schneider 2008-09		248
2. Adam Hess	2002-03	183
3. Randy Bracy	1997-98	172
4. Greg Burzell	1987-88	170
5. Danny Sumner 2008-09		167
6. Nathan Mann	2006-07	167

3-Point Percentage
Minimum 50 attempts

1. Greg Burzell	1987-88	.441
2. Brendan Connor	1991-92	.436
3. Scotty Scott	1999-00	.435
4. Bobby Fitzgibbons	1995-96	.435
5. Laimis Kisielius	2006-07	.404

Free Throws Made

1. Roy Lange	1957-58	227
2. Ron Panneton	1966-67	172
3. Jeff Cohen	1959-60	168
4. John Mahoney	1953-54	166
5. Bev Vaughan	1959-60	147

Free Throws Attempted

1. Roy Lange	1957-58	288
2. Jeff Cohen	1959-60	232
3. John Mahoney	1953-54	223
4. Ron Panneton	1966-67	172
5. Bev Vaughan	1959-60	199
Chet Giermak	1948-49	199

Free Throw Percentage

Minimum 50 attempts

1. Scott Coval	1984-85	.943
2. Keith Cieplicki	1983-84	.873
3. Jimmy Apple	1990-91	.862
4. Guy Courage	1979-80	.855
5. David Schneider	2008-09	.846

Steals

1. Jim McDonough	1975-76	112
2. Randy Bracy	1997-98	57
3. Bill Barnes	1980-81	55
4. Scott Whitley	1979-70	47
5. Adam Payton	2005-06	45
John Lowenhaupt	1976-77	45

Blocks

1. David Cully	1994-95	91
2. Todd Cauthorn	1991-92	33
Thomas Roberts	1991-92	33
4. Dennis Vail	1975-76	32
5. Jermaine Harmon	1997-98	29
Carl Parker	1994-95	29

SENIOR RECORDS

Points

1. John Mahoney	1954-55	656
2. Chet Giermak	1949-50	646
3. Jeff Cohen	1960-61	575
4. Adam Hess	2003-04	568
5. Keith Cieplicki	1984-85	566

Rebounds

1. Bill Chambers	1952-53	498
2. Jeff Cohen	1960-61	424
3. John Mahoney	1954-55	312
4. Ben Pomeroy	1966-67	308
5. Kirk Gooding	1962-63	302

Assists

1. Bill Barnes	1981-82	128
2. John Lowenhaupt	1977-78	118
3. David Cox	1994-95	116
4. Scott Coval	1985-86	111
5. Brendan Connor	1992-93	97

Field Goals Made

1. Chet Giermak	1949-50	258
2. Keith Cieplicki	1984-85	235
3. John Mahoney	1954-55	220
4. Tom Jasper	1970-71	215
5. John Lowenhaupt	1977-78	195

Field Goals Attempted

1. Chet Giermak	1949-50	630
2. Tom Jasper	1970-71	505
3. John Mahoney	1970-71	474
4. Adam Hess	2003-04	461
5. Don Engelken	1957-58	450

Field Goal Percentage

Minimum 100 attempts

1. Ben Blocker	1991-92	.604
2. Carl Parker	1995-96	.599
3. Mike Strayhorn	1982-83	.597
4. John Lowenhaupt	1977-78	.579
5. Gary Bland	1983-84	.572

3-Point Field Goals Made

1. Nathan Mann	2007-08	73
2. Bobby Fitzgibbons	1996-97	62
3. Adam Hess	2003-04	57
4. Matt Verkey	1995-96	56
5. Mike Johnson	2001-02	52

3-Point Field Goals Attempted

1. Nathan Mann	2007-08	211
2. Adam Hess	2003-04	189
3. Bobby Fitzgibbons	1996-97	157
4. Matt Verkey	1995-96	152
5. Mike Johnson	2001-02	139

3-Point Percentage

Minimum 50 attempts

1. Thomas Roberts	1992-93	.396
2. Bobby Fitzgibbons	1996-97	.395
3. Terence Jennings	1997-98	.379
4. Zeb Cope	2003-04	.379
5. Mike Johnson	2001-02	.374

Free Throws Made

1. John Mahoney	1954-55	216
2. Jeff Cohen	1960-61	189
3. Bill Chambers	1952-53	151
4. Bob Hoitsma	1956-57	135
5. Chet Giermak	1949-50	130

Free Throws Attempted

1. John Mahoney	1954-55	286
2. Jeff Cohen	1960-61	246
3. Bob Hoitsma	1956-57	207
4. Bill Chambers	1952-53	197
5. Chet Giermak	1949-50	196

Free Throw Percentage

Minimum 50 attempts

1. Scott Coval	1985-86	.917
2. John Lowenhaupt	1977-78	.864
3. Tom Farrington	1959-60	.862
4. Ron Panneton	1967-68	.848
5. Adam Payton	2006-07	.842

Steals

1. John Lowenhaupt	1977-78	57
2. Mike Strayhorn	1982-83	56
3. Bill Barnes	1981-82	54
4. Adam Payton	2006-07	48
5. Adam Hess	2003-04	46

Blocks

1. David Cully	1995-96	84
2. Adam Duggins	2002-03	52
3. Carl Parker	1995-96	31
Brant Weidner	1982-83	31
5. Todd Cauthorn	1992-93	27

SCORING RECORDS BY HALF

Overall

Most Points Scored:	64 (2/7/55 vs. Virginia Tech, 2nd Half)
Fewest Points Scored:	8 (12/6/83 at VCU, 2nd Half)
Most Points Allowed:	72 (2/26/60 vs. #7 West Virginia, 2nd Half)
Fewest Points Allowed:	9 (1/26/81 at George Mason, 1st Half)

AFTER THE ADVENT OF THE 3-POINT SHOT

W&M Hall

Most Points Scored:	63 (2/27/95 vs. George Mason, 2nd Half)
Fewest Points Scored:	12 (2/2/05 vs. Drexel, 1st Half)
Most Points Allowed:	58 (2/26/96 vs. George Mason, 2nd Half)
Fewest Points Allowed:	11 (1/24/01 vs. James Madison, 1st Half)

On the Road

Most Points Scored:	59 (1/6/96 at James Madison, 2nd Half)
Fewest Points Scored:	11 (2/13/88 at James Madison, 1st Half)
Most Points Allowed:	60 (2/13/93 at James Madison, 2nd Half)
Fewest Points Allowed:	14 (1/24/07 at ODU, 1st Half)

PRIOR TO THE ADVENT OF THE 3-POINT SHOT

W&M Hall/Blow Gymnasium


Most Points Scored:	64 (2/7/55 vs. Virginia Tech at Blow Gym, 2nd Half)
Most Points Allowed:	59 (12/20/73 vs. Providence at W&M Hall, 1st Half)
	59 (12/1/65 vs. Virginia at Blow Gym, 2nd Half)

On The Road

Most Points Scored:	57 (1/12/77 at VMI, 2nd Half)
Fewest Points Scored:	8 (12/6/83 at VCU, 2nd Half)
Most Points Allowed:	52 (1/12/77 at VMI, 2nd Half)
Fewest Points Allowed:	9 (1/26/81 at George Mason, 1st Half)

W&M SINGLE-GAME TEAM RECORDS

Overall Rebounding:	100 (2/14/53 vs. Virginia at Blow Gym)
Offensive Rebounding:	28 (2/8/95 vs. James Madison at W&M Hall)
Assists:	33 (2/27/95 vs. George Mason)
Blocks:	17 (2/27/95 vs. George Mason)
Field Goal Attempts:	86 (1/24/96 at George Mason)
Field Goals Made:	43 (2/27/95 vs. George Mason)
3-Point Field Goals Attempts:	39 (2/2/08 vs. UNC Wilmington)
3-Point Field Goals Made:	16 (1/24/96 at George Mason)
	16 (12/21/93 vs. UNC Greensboro)
Free Throws Attempted:	53 (2/20/93 at UNC Wilmington)
Free Throws Made:	33 (2/20/93 at UNC Wilmington)
Field Goal Percentage:	.746 (47-63) (2/1/84 vs. Virginia Wesleyan)



Thomas Roberts holds the W&M senior record for 3-point field-goal percentage, shooting 39.6 percent in 1992-93.

'09-10 TRIBE BASKETBALL

THE COLLEGE



MATT JUNIOR GUARD
McFADDEN

WWW.TRIBEATHLETICS.COM

FACTS ABOUT THE COLLEGE OF WILLIAM AND MARY

- W&M recently ranked as the best small public university in the nation, according to an analysis by U.S. News and World Report.
- W&M ranked sixth among all public universities in 2008 by U.S. News and World Report.
- W&M ranked 33rd overall among the nation's best universities.
- W&M ranked 18th in graduation rates for national universities and second among public universities in 2006
- The average SAT score of William and Mary's incoming first-year students is higher than that of any other public university in Virginia.
- William and Mary earned the five-star (highest) academic ranking awarded by the Fiske Guide to Colleges, edited by the former *New York Times* education reporter.
- The College's student/faculty ratio is approximately 11/1.
- 80% of the classes at W&M have less than 40 students.
- The class size for our freshman seminars are anywhere from 8-15 students.
- 11,700 high school students applied for 1,380 spots in the freshman class for the 2008-09 school year.
- The retention rate for freshmen who entered in the fall of 2007 was 95%.
- W&M's median SAT range (50th percentile) for the incoming freshman class is 1270-1430.



W. TAYLOR REVELEY III President

Taylor Reveley was sworn in as the 27th president of the College of William and Mary on September 5, 2008, after serving as interim president since February 2008. Before assuming his current post, he served as dean of William & Mary Law School for almost a decade, starting in August 1998. He is the John Stewart Bryan Professor of Jurisprudence.

Reveley received his A.B. from Princeton University's Woodrow Wilson School of Public and International Affairs in 1965. At Princeton, he was elected to Phi Beta Kappa and rowed on the lightweight crew for two years. Reveley went to law school at the University of Virginia, receiving his J.D. in 1968. During the United States Supreme Court's 1969 term, he clerked for Justice William J. Brennan, Jr.

Reveley has extensively studied and written about the constitutional division of the war powers between the President and Congress. In 1972-73, he spent 13 months studying the war powers while an International Affairs Fellow of the Council on Foreign Relations in New York City and a Fellow of the Woodrow Wilson Center for Scholars in Washington, D.C. He is the author of *War Powers of the President and Congress: Who Holds the Arrows and Olive Branch?* (University of Virginia Press, 1981).


Before joining William & Mary, Reveley practiced law for many years at Hunton & Williams, where he specialized in energy matters, especially those involving commercial nuclear power. He was the managing partner of the firm for nine years.

Much of Reveley's extracurricular time over the years has gone to non-profit organizations. He has served on many educational and cultural boards, including those of Princeton University (where he is a trustee emeritus), Union Theological Seminary in Virginia, St. Christopher's School, the Andrew W. Mellon Foundation, JSTOR, the Carnegie Endowment for International Peace, the Virginia Museum of Fine Arts, the Virginia Historical Society, the Virginia Foundation for the Humanities, the Richmond Symphony, and the Presbyterian Church (USA) Foundation.

Reveley and his wife Helen have four children – Taylor, Everett, Nelson and Helen Lanier – and a daughter-in-law, Margaret Louise (Marlo, married to Taylor).



W. Taylor Reveley III speaks with 2008 W&M basketball graduate Nathan Mann at the team hotel during the Tribe's magical run to the CAA Championship Game in 2008.



SANDRA DAY O'CONNOR Chancellor

Sandra Day O'Connor, one of the most distinguished jurists in the history of the United States Supreme Court—and its first female justice—addressed the most profound legal issues of her age with wisdom, courage, and skill. After a long career in public service, including nearly a quarter century on the nation's highest court, she retired in 2006.

Justice O'Connor spent her childhood on an isolated cattle ranch in southeastern Arizona tending to a variety of ranch chores, raising farm animals, and reading voraciously. After completing school in El Paso, Texas, she journeyed west to continue her education at Stanford University, where her professors inspired and challenged her to make a difference in her nation and the world.

Justice O'Connor earned a B.A. in economics (magna cum laude) from Stanford University and a LL.B. from Stanford Law School. She was an editor of the law review and graduated third in her law class—two spots behind her friend and future colleague, the late Chief Justice William Rehnquist.

After being admitted to the bar, Justice O'Connor served as Deputy County Attorney of San Mateo County, California, from 1952 to 1953, and as a civilian attorney for the U.S. Army Quartermaster Market Center in Frankfurt, Germany, from 1954 to 1957. From 1958 to 1960, she practiced law in Maryvale, Arizona, and served as Assistant Attorney General of Arizona from 1965 to 1969. She was appointed to the Arizona State Senate in 1969, and was subsequently reelected to two two-year terms, during which she served as Majority Leader. In 1975, she was elected Judge of the Maricopa County Superior Court and served until 1979, when she was appointed to the Arizona Court of Appeals.

President Reagan nominated her as an Associate Justice of the Supreme Court, and she took her seat September 25, 1981. She succeeded the Honorable Henry A. Kissinger as Chancellor of the College of William and Mary in 2005. In the years since her investiture, she has visited the College numerous times, visiting classes, talking with students, and addressing academic conferences.

She is married to John Jay O'Connor III, whom she met in law school. They have three sons: Scott, Brian, and Jay.



Sandra Day O'Connor was invested as the College's 23rd chancellor on April 7, 2006. At investiture ceremonies, she was presented with a Tribe football jersey.

(Photo by Steve Salpukas)

BOARD OF VISITORS

(as of Sept. 24, 2009)

Henry C. Wolf '64, J.D. '66
Rector
Virginia Beach, VA

John W. Gerdelman '75
Vice Rector
Williamsburg, VA

Janet M. Brashear '82
Secretary
Virginia Beach, VA

Charles A. Banks III
Gloucester, VA

Colin G. Campbell
Williamsburg, VA

Thomas E. Capps
Richmond, VA

Timothy P. Dunn '83
Rectortown, VA

Sarah I. Gore '56
Newark, DE

R. Philip Herget III
Alexandria, VA

Kathy Y. Hornsby '79
Williamsburg, VA

Suzann W. Matthews '71
McLean, VA

Anita O. Poston, J.D. '74
Norfolk, VA

Robert E. Scott, J.D. '68
New York, NY

John Charles Thomas
Richmond, VA

Jeffrey B. Trammell '73
Washington, DC

Michael Tang

Dennis H. Liberson

STUDENT REPRESENTATIVES:

Sarah D. Rojas
College of William and Mary

D. Ryan Goodwin
Richard Bland College

FACULTY REPRESENTATIVES:

Katherine M. Kulick
College of William and Mary

Alexandra Duckworth
Richard Bland College



TERRY DRISCOLL Athletics Director

Under the steady guidance and watchful eye of Terry Driscoll, the William and Mary Athletics Department has solidified its standing as one of the nation's preeminent broad-based programs. As Driscoll enters his 14th year as athletics director, he has overseen an unprecedented era of improvement in terms of funding and facilities while also maintaining the College's rich history of producing well-rounded student-athletes.

Driscoll oversees a program that is committed to balancing academic demands with athletic success. One of the department's stated goals each year is to finish among the top 100 in the annual Director's Cup rankings, which has happened in all but one of the years that Driscoll has been the director.

In the last six years, the Tribe's program has combined for a total of 26 Colonial Athletic Association (CAA) titles. This past season, W&M claimed three CAA titles (Men's and Women's Cross Country and Women's Track & Field). In 2002-03, W&M had a school-record 10 teams compete in the NCAA Tournament, with four teams winning conference titles and six that finished in the top 25 at the end of their respective seasons. Overall, no institution in the CAA can claim more all-time league championships than the 95 William and Mary has earned.

As impressive as the athletic accomplishments have been during Driscoll's tenure, the program's academic successes have been even greater. In the NCAA's inaugural (2004) APR rankings, a measurement of academic progress based on academic eligibility, retention, and graduation of student-athletes, W&M was fourth in the nation overall and first among institutions offering athletic performance-based scholarships. Additionally, the Tribe football team has posted a 100 percent graduation rate three times, while the majority of the program's squads have consistently ranked among the nation's finest in terms of graduation. In 2002, the CAA started recognizing Scholar-Athletes of the Year for each of the 22 sports it sponsors, and the College has had a conference-high 29 individuals receive the honor.

In addition to the many academic and athletic successes, Driscoll's impact on the program has been equally impressive in terms of physical and financial improvements. Since taking over as athletics director, Driscoll has overseen the construction of more than \$20 million in new facilities, including Plumeri Park (baseball), Albert-Daly Field (soccer, lacrosse) and the Busch Courts (tennis). Recently, the College dedicated an \$11 million, 30,000 square-foot Jimmie Laycock Football Center at Zable Stadium in the summer of 2008. During the last four years, the venerable stadium has been enhanced with an \$800,000-plus video scoreboard (2007), the installation of a \$650,000 permanent lighting system (2006) and an \$840,000 state-of-the-art Field Turf Pro artificial playing surface (2006). This past summer, new synthetic turf with water cannons were installed at Busch Field, the home of the William and Mary Field Hockey program.

In addition to the physical structures, Driscoll has also worked with the Associate Athletics Director for Development, Bobby Dwyer, to increase the annual fund-raising totals for non-capital projects from \$1.36 million in 1995 to the current annual total of approximately \$2.7 million.

A true student-athlete himself, Driscoll's leadership skills were developed during his

collegiate years. As a student-athlete at Boston College, Driscoll captained the basketball team to the National Invitation Tournament Finals as a senior, and was named the tournament MVP. In addition to being named an All-American, his success in the classroom as a biology major garnered him an Academic All-America honor.

After graduating from BC, he was the fourth overall pick of the 1969 NBA Draft, selected by the Detroit Pistons, just three spots after the Milwaukee Bucks chose UCLA's Lew Alcindor, later to be known as Kareem Abdul-Jabbar. Driscoll chose to play a year in Italy first, but then returned to the U.S. to play for the Pistons, Washington Bullets and Milwaukee Bucks before going back to Italy as a player and then coach until 1980.

Driscoll then entered the corporate world in 1980, working for Kazmaier Associates, Inc., an international sporting goods sales and sports marketing firm. After Kazmaier purchased Bike Athletic in 1986, KSG Inc. was formed with the objective of becoming the first, and only, national sales agency in the sporting goods industry. By 1987, Driscoll was president of the company and had expanded the agency to all 50 states just two years later. In early 1990, Driscoll's contribution to a marketing research project for the NCAA was the initial step moving him from product marketing and sales to sports marketing and management. The result of the project was a joint venture between Kazmaier Associates and Host Communications - with Driscoll being named managing director and chief operating officer of NCAA International.


In 1993, Driscoll diversified his experience in the athletic world by working as the venue executive director of the 1994 World Cup site in Boston. In September of that year, Driscoll was again enlisted to launch a new business, Eagle International Group, an event management and services company. As vice president, Driscoll worked with Hawaii Pacific Sports to organize the Women's World Volleyball Grand Prix competition in Honolulu.


Driscoll resides in Williamsburg with his wife, Susan. The couple has two children - Keith, a 1997 graduate of Holy Cross, and Leslie, a 2001 graduate of William and Mary.

W&M FACILITY ENHANCEMENTS UNDER DRISCOLL

In his 14 years of guiding the William and Mary Athletic Department, Athletics Director Terry Driscoll has overseen a significant number of facility enhancements for a number of Tribe's athletic programs. In total, W&M has dedicated more \$25 million to facilities enhancements under Driscoll. Here is a look at some of the facility enhancements on Driscoll's watch:

- The \$11 million, 30,000-square foot **JIMMIE LAYCOCK FOOTBALL CENTER** (dedicated in June 2008).
- \$7 million specifically for men's basketball and the naming of **KAPLAN ARENA** for the gift from Jim (Class of '57) and Jane Kaplan (Class of '56).
- Upgrades to **ZABLE STADIUM**, including a permanent lighting system (2005), new artificial playing surface (Field Turf Pro) in 2006, a new video scoreboard (2007) and a new tartan all-weather synthetic track surface (2008).
- The recently completed renovation to **BUSCH FIELD** with a new playing surface, AstroTurf 12™, underlying pad and drainage systems to create a competition surface that ranks alongside that used at the U.S. National Training Centers in Virginia Beach, Virginia, Chula Vista, California and that used at the 2008 Olympic Games.
- The construction of **PLUMERI PARK**, home of Tribe baseball, in 1999 due in large part to the generous donation by Joseph J. Plumeri II (Class of 1966).
- The \$1 million natural grass facility for soccer and lacrosse, **ALBERT-DALY FIELD**, (dedicated in August 2004) was made possible by long-time athletic benefactors Jim and Bobbie Ukrop (classes of '60 and '61, respectively).
- **BUSCH COURTS** opened in September of 2001 as the home for Tribe tennis, includes eight individual hard courts, stadium seating for 500 people and state-of-the-art lighting system.





PETE CLAWSON
Assistant AD, Media Relations

Pete Clawson, now in his 15th year at the College, was promoted to Assistant Athletics Director for Media Relations during the summer of 2006.

Clawson, a 1990 graduate of the University of Pittsburgh, had spent the previous 12 years working in the College's sports information office, including six as the Sports Information Director.

In his current position, Clawson oversees all workings of the Media Relations Department and is the primary contact for the Tribe's nationally-recognized football and men's gymnastics programs.

Prior to his stint at W&M, Clawson was an assistant at Fresno State. Clawson has also spent time as an assistant at his alma mater and at the University of Florida.

A native of Dillsburg, Pa., Clawson and his wife, Catherine, were married on July 19, 2003 and reside in Williamsburg. The couple has a one-year-old son, Charlie.



STEVE COLE
Associate AD, Internal Operations

Steve Cole enters his 27th year at the College of William and Mary, with the previous 25 at the helm of the W&M Sports Medicine program. In 2008, Cole assumed the role as the Associate Athletics Director for Internal Operations, overseeing nearly every facet of the department's daily operation. His administrative responsibilities include monitoring

financial matters, coordinating the scheduling of athletic events and facilities, and supervision of coaches and staff.

A certified athletic trainer (BOC), Cole graduated from West Virginia University in 1976 with a bachelor's degree in physical education and athletic training. He subsequently earned a master's degree in sports medicine in 1978 from the University of Virginia.

In the summer of 2006, the National Athletic Trainers Association recognized Cole as the College/University National Athletic Trainer of the Year. In 1997, Cole received his 25-year membership pin from NATA. He was also recognized for his service to the profession, receiving the Athletic Trainer Service Award, one of only three recipients from the Mid-Atlantic Region. In 2000, Cole was honored by the College for his many years of service to William and Mary with the recognition as an honorary alumnus.

A true fitness buff, Cole is an exemplary model for all the athletes. He is an avid competitor who has participated in a variety of triathlons since 1980, spending countless hours of his spare time in training. Cole resides in Williamsburg with his wife Lonna, 11-year old daughter Sydney Janaé, and six-year-old daughter Jahnessa Ya Xin.



DEIDRE CONNELLY
Sports Psychologist

Deidre Connelly is entering her 20th year with the William and Mary Athletic Department. Connelly came to the College from the University of Iowa, where she was a professor and the director of the sport psychology program. Dr. Connelly works with Tribe athletes, coaches, and teams on mental skills for competition, leadership training, and success skills. She has been published many times and has

been invited to speak at numerous conferences and seminars. Connelly received her undergraduate degree from the University of Bridgeport, and did graduate work at William and Mary. She received her MEd and Ph.D. in sport psychology from the University of Virginia. Dr. Connelly is also a member of the College's Counseling Center staff.



RENÉE CORK
Assistant AD, Sports Medicine

Renée Cork is in her 18th year with the William and Mary Sports Medicine staff and holds the title of Assistant Athletic Director for Sports Medicine.

Honored as the 2007 National Trainers' Association Assistant Athletic Trainer of the Year, Cork was appointed to the Athletic Training Advisory Board under the Board of Medicine by Governor Warner in 2002. She is the only collegiate athletic trainer representative on the Advisory Board. Very involved in the athletic training committees at the state and regional levels, she was honored with the Sports Safety Training Award by the American Red Cross in 1999.

Cork is responsible for the CPR training for all members of the Tribe coaching staffs and also teaches a graduate course at Old Dominion.

A native of Elgin, Ill., Cork served as the head athletic trainer at Drew University prior to coming to W&M as an associate athletic trainer. She earned her undergraduate degree from Iowa State and a master's degree in physical education from Southwest Texas State.



BOBBY DWYER
Senior Associate AD, Development

Bobby Dwyer, Associate Athletics Director for Development, heads the Tribe Club, the department's alumni fund-raising arm. He came on board in October 1985 after holding assistant basketball coaching positions at the U.S. Military Academy and Duke.

Dwyer was promoted to Senior Associate Athletics Director in the spring of 2004. Dwyer heads up the fund-raising efforts for the athletics department, and supervises the marketing and promotions and special events departments.

Dwyer graduated from Wake Forest in 1974 where he was a member of the varsity basketball team for three years and captained the squad as a senior. He received his master's degree in higher education from W&M in 1994.

He is a past president of the Williamsburg chapter of the American Cancer Society and the American Heart Association. He and his wife Patti have two sons, Patrick (26) and Peter (24), and live in Williamsburg.



PETE KRESKY
Director of Marketing and Promotions

Pete Kresky, in his eighth year at William & Mary, has transformed the marketing department to one of ultimate success by more than tripling the number of corporate sponsors and thus increasing revenue beyond budgeted expectations each year.

Kresky came to William & Mary in 2002 with more than 40 years of sports retail experience.

Most notable of his accomplishments were the creation of one of the most successful sporting goods franchises in the Athlete's Foot organization with over 20 locations, as well as his time as a professional consultant for corporations such as Brooks Shoes and Reebok. Kresky has also worked in commercial and mortgage banking.

Kresky is a certified rowing coach and is a member of the membership committee and the newly formed sports committee for the Greater Williamsburg Chamber and Tourism Alliance, Ducks Unlimited, U.S. Rowing Association and the Virginia State Board of Realtors. Kresky attended the University of Wisconsin and currently resides in Stonehouse with his wife Bonnie.



PAM MASON
Assistant AD, Compliance & Educational Services

Pamela Mason took over full time duties of the College's compliance office on April 1, 2006, and she was promoted to Assistant AD for Compliance and Educational Services in July 2008. Previously, she served as the Associate Director of Development for two years.

Under Mason, the compliance office works with the NCAA Eligibility Center to determine initial eligibility of all incoming freshmen and continues to monitor student-athlete eligibility throughout their college careers. Mason is also responsible for educating all student-athletes, coaches, staff and boosters on the NCAA rules.

Mason graduated from Southern Methodist University in 1994 as a marketing major, with a minor in psychology. She continued her education at the College and earned a JD and an MBA in four years (1996-2000). She is a member of the Bar in both Virginia and North Carolina.

A native of Marion, Ohio, Mason brings a diverse range of athletic administrative experience to the position. Prior to arriving in Williamsburg, Mason worked as the Assistant Director of Compliance at James Madison University from 2003-04, where she assisted in many facets of the department's day-to-day operations. Mason served as the primary Compliance Officer and Sports Information Director for the University of North Carolina, Pembroke during the 2001 and 2002 athletic seasons.

Her first position out of college came with the NFL's Dallas Cowboys, as she served as the Marketing and Media Relations Assistant with the team's nationally acclaimed cheerleading squad from 1993-96. A varsity cheerleader at SMU, Mason also served a three-year stint as William and Mary's cheerleading coach while she was pursuing her graduate degrees.

Mason and her husband, Monty, a 1989 graduate of the College and chairman of the Tribe Club, reside in Williamsburg with their daughter, Taylor Anne.



SPENCER MILNE
Director of Ticket Operations

Spencer Milne is in his fourth year as the Director of Ticket Operations. Milne launched the Tribe's new dynamic ticketing system, TicketReturn, which has significantly improved the ticket office's ability to serve fans and alumni.

Milne comes to W&M from Florida Atlantic University, where he had been the Owls' director of ticket operations since January of 2005. Prior to Florida Atlantic, he was an assistant in the ticket office at Wake Forest from July of 2004 through December of 2005. Before that, Milne worked in the ticket office at Ohio University, as he earned his master's degrees in business administration (2003) and sports administration (2004).

Milne graduated from Ohio University in 2001 with a bachelor's degree in sports industry and a minor in business administration. After earning his degree, he worked for one year as a facilities and operations intern at Southern Methodist University. Milne also has experience as a promotions and operations intern with Major League Soccer's D.C. United.

Milne and his wife, Lisa, reside in Toano.



MICHAEL PRITCHETT
Assistant AD, Facilities and Operations

Michael Pritchett joined the William and Mary Athletics Department in 2007 and brought with him a diverse and experienced background to the College. As the Assistant Athletics Director for Facilities and Operations, Pritchett serves William and Mary in a variety of areas, including overseeing the set up and operations of athletic events as well as maintenance

and improvement of facilities.

Pritchett came to William and Mary after serving as the Director of Athletic Facilities and Game Operations, as well the Assistant Director of Marketing and Promotion at Idaho State University. As Director of Facilities

and Operations, he scheduled a majority of athletic events for Idaho State as well as coordinated and supervised the set up and operations of all athletic events.

As Assistant Director for Marketing and Promotion, Pritchett helped increase athletic attendance at football and women's basketball games, as well as tripling the corporate sponsorship revenue in six months.

A graduate of Idaho State University, Pritchett earned a B.S. in Physical Education in 2002 with a minor in World History. In August of 2003, he earned his Masters in Athletic Administration also from Idaho State.

From 1983 to 1992 Pritchett served in the United States Marine Corps in the 3rd Battalion, stationed at Camp Lejeune, North Carolina where he supervised all marine training operations within his platoon level all the while attending Leadership Training School.

Pritchett is also very active in service and volunteer work; he has been a Special Olympics Volunteer since 1998 and Relay for Life volunteer since 2005. He has also worked in support of the 'National Girls and Women in Sports Day' and has coordinated fund raising efforts for the Gate City Youth Soccer League.



DAN WAKELY
Assistant AD, Business Affairs

Dan Wakely is in his second year as the assistant athletics director for business affairs after spending the previous two years as a business manager in the W&M Athletics Department. In his current position, Wakely is responsible for monitoring the athletics department's finances, preparing monthly analysis, financial reports and long-term projections, and the annual budgeting process. He

manages the day-to-day operations of the business office with the assistance of business managers Chelsey Pryor and Chad Zwierlein. Wakely also serves as an administrative liaison with the baseball, men's soccer, men's and women's tennis, and men's and women's golf programs.

Prior to joining the business office in June 2006, Wakely worked eight years in the Tribe sports information department. During his final five years with the office, he held the title of associate sports information director and worked with the field hockey, men's soccer, men's basketball and men's and women's tennis programs.

A native of Warren, Maine, Wakely earned a bachelor's of business administration degree in marketing and a minor in kinesiology from William and Mary in 1998. He later earned his master's degree in business administration from the College in 2001.




MILLIE WEST
Director of Special Projects

An integral part of William and Mary athletics for 50 years, Millie West began another chapter of her affiliation with the College in 1991 when she retired as Associate Athletics Director and assumed the role of Director of Special Projects.

A highly successful fund raiser, she has been a key in the success of the four BASF Wightman Cup tennis tournaments held at the College, as well as the annual Plumeri Pro-Am golf tournament, which has reaped great benefits for the College. West coordinated W&M's Indoor Tennis Center Project, which brought the McCormack-Nagelsen Tennis Center on campus. She is also the curator, and 1998 inductee, of the ITA Women's Tennis Hall of Fame at the Center.

A 1957 graduate of Georgia College, West, who was awarded the USTA Educational Merit Award, is also a member of the W&M Athletic Hall of Fame and has been given the status of Honorary Alumni at William and Mary. She also has served on executive committees for the Virginia Sports Hall of Fame and Williamsburg Community Health Foundation.

Currently West serves on the Williamsburg Community Foundation Board and the Old Point National Bank Advisory Board.



Tribe CLUB

Tribe Club
P.O. Box 399
Williamsburg, VA 23187
(757) 221-3350
TribeClub@wm.edu
www.TribeClub.com



BOBBY DWYER
*Sr. Associate AD,
Development*



MONTY MASON
Tribe Club Chairman



AL ALBERT
*Associate Director
of Development*



BRIAN RANEY
*Assistant Director
of Development*



CHRIS BRAIG
*Director of Special
Events*



JEAN BEALL
Business Manager



PEGGY LUKAS
*Sr. Administrative
Assistant*



**SHANNON
CORCORAN**
*Assistant Director of
Special Events*

Established in 1948 to create support for William and Mary Athletics, the Tribe Club is made up of alumni and friends of the College's athletics programs. Due to the fact that W&M receives no aid from the state for its sports programs, the Tribe Club is the sole provider of scholarships for William and Mary's student-athletes. Additionally, money raised annually by the Tribe Club helps defray a portion of the operating expenses for program support.

Whether you are a former Tribe student-athlete, a proud alum, a Tribe parent or a fan of William and Mary Athletics, you are invited to join the Tribe Club. By donating to the unrestricted fund or to a specific sport, you are providing opportunities for many young men and women to experience both academic and athletic excellence here at the College. In addition to supporting our student-athletes with generous gifts, Tribe Club members receive exclusive benefits based on their giving level, as well as invitations to tailgates, pre-game and halftime events, golf outings and regional Tribe Club social events.

To join, you can make a contribution to the Tribe Club online at www.TribeClub.com or send your donation to PO Box 399, Williamsburg, VA, 23187. Thanks to all those who are loyal members of the Tribe Club family. Your support of our gifted and talented athletes is truly appreciated. We could not succeed without you!



W&M head men's basketball coach Tony Shaver presents Jim Kaplan with a commemorative basketball during the Kaplan Arena dedication.



(From Left) Pete Stout, Sue and Ray Warner and Steve Merrill at the 2007 Lord Botetourt Auction.



(From Left) Jeff Fleishman, Herb Klapp, Barb Mucha, Bobby Dwyer and Jim Kaplan at the 2008 BB&T Tribe Club Golf Tournament.



“Hottest Small State University”

“Small, Smart & Public”

“Top Small Public University”

“Public Ivy”

11-to-1 Student-to-Faculty Ratio

Princeton Review: Best in the Southeast School

“Alma Mater of a Nation”

The College of William & Mary

Williamsburg, Va.


THE WREN BUILDING

The College of William and Mary is a public university located in Williamsburg, Va. Founded in 1693 by Royal Charter issued by King William III and Queen Mary II of England, William and Mary is the second oldest college in the country after Harvard. William and Mary has a long history of liberal arts education and a growing research and science curriculum that demonstrates a strong commitment to undergraduate research. The College, which became a state university in 1906, has been designated a “Public Ivy,” and for nine straight years has been ranked by U.S. News & World Report as the sixth-best public university in the country – and the nation’s top small public university.


Also referred to as “the alma mater of a nation,” the College has educated four U.S. Presidents – George Washington, Thomas Jefferson, James Monroe and John Tyler - the third-most of any college in the country. William and Mary also claims several firsts, including the 1776 creation of Phi Beta Kappa – the country’s first academic honor society – the first honor code of conduct for college students, and the first collegiate law school, established in 1779. William and Mary is also home to the Sir Christopher Wren Building – the country’s oldest academic building still in use – and the President’s House, the oldest home of a university president still in use.



A WINDOW LOOK AT CAMPUS




















LAKE MATOAKA AMPHITHEATER



CRIM DELL BRIDGE

0910
TRIBE BASKETBALL |

WILLIAM & MARY FACTS


-  Second oldest educational institution in the U.S.
-  In addition to four U.S. Presidents, W&M has educated a number of this country's key historical figures, including U.S. Supreme Court Chief Justice John Marshall and 16 signers of the Declaration of Independence.
-  W&M is one of only eight U.S. institutions of higher education designated a "Public Ivy." A Public Ivy is a state-assisted institution that offers a superior education at a cost far below that of Ivy League schools.
-  U.S. News ranked W&M sixth among all public colleges and universities and 32nd among both public and private institutions in 2009.
-  Newsweek named W&M "hottest small state university" in 2006.
-  U.S. News and World Report rated the School of Education 48th in the country in 2010.
-  W&M ranked 18th in graduation rates for national universities in 2009.
-  The Princeton Review named W&M a the 'Best of the Southeast' school in 2009.
-  The W&M Law School ranked 30th in the nation in 2008.
-  The History Department's doctoral program ranked fourth in the nation for U.S. Colonial History in 2010.
-  W&M ranked as the sixth-best public university in the country in the inaugural guide, "America's Best Colleges 2008" by Forbes Magazine.
-  The Princeton Review rated W&M the third among the top 50 best value public colleges nationally in 2009.
-  Phi Beta Kappa, the premier academic honor society in America, was founded by W&M students in 1776.
-  W&M's 11-to-1 student-faculty ratio is the lowest among the top public universities. Nearly 50 percent of William and Mary's classes have fewer than 20 students.
-  W&M libraries, including the main Earl Gregg Swem Library, were rated the eighth best College Library in the Country by the Princeton Review in 2008.
-  Business Week rated the W&M Undergraduate Business Program in the top 10 among Public Institutions in the country.
-  Forbes Magazine ranked W&M's MBA program in the top 50.



SUNKEN GARDENS



GRADUATES OUTSIDE THE WREN BUILDING



EARL SWEM LIBRARY



STUDENT RECREATION CENTER



LAKE MATOAKA



THE WREN CHAPEL



SAM SADLER CENTER

0910

TRIBE BASKETBALL



WOMEN'S SWIMMING AND DIVING
2007 CAA Champions

KATIE RADLOFF
Two-Time CAA Swimmer of the Year



WOMEN'S GYMNASTICS
SAAC CHAMPS Team Award



MEN'S SOCCER
2008 NCAA Second Round



TRIBE ATHLETICS: An Experience in Excellence

LACROSSE
Back-to-Back CAA Regular Season Champions

34 | All-America Honors in 2008-09

197 | All-Conference Honors in 2008-09



FIELD HOCKEY
National Academic Team Award

0910 | **ADRIAN TRACY**
All-American Football

TRIBE BASKETBALL |

The College of William and Mary sponsors 23 varsity sports and provides students with a unique and successful balance of athletics and academics. The Tribe Athletics Department finished 117th nationally in the Learfield Sports Directors' Cup Standings for 2008-09, a number that ranked second among Colonial Athletic Association (CAA) programs and fourth in the state of Virginia. The Directors' Cup, which was created by the NACDA and USA Today in 1993-94, is a program that honors institutions maintaining a broad-based program, achieving success in many sports, both men's and women's. W&M has placed among the top 100 nationally in 12 of the program's 16 years, while leading the CAA on seven occasions.

W&M has produced more CAA Championships than any program in the league's history. The College owns 95 league crowns, nearly 40 more than its closest competitor. The Tribe raked in the awards in 2008-09 as well, tallying a combined 197 all-conference honors, 34 All-America honors and six league players of the year. During the 2008-09 season, the Green and Gold produced an overall athletics winning percentage of 68.2, while racking up a combined 888 wins.

Along with its accomplishments on the field of play, the Tribe is just as successful in the classroom, epitomizing the term student-athlete. In the NCAA's inaugural Academic Progress Report in 2005, W&M ranked fourth among Division I teams, which was the highest of any athletic scholarship-granting school and of any public school. Since the inception of the CAA Scholar-Athlete of the Year, W&M has produced 28 honorees, more than any school in the conference.

WOMEN'S SOCCER
23 NCAA Appearances

HEAD COACH JOHN DALY
Eclipsed 300-win mark in 2008

MEN'S BASKETBALL
2008 CAA Finalists

RAGINI ACHARYA
ITA East Region Singles Champion
Women's Tennis


W&M: A COLLEGE OF CHAMPIONS

NCAA Championships (2)
Men's Tennis (2)


CAA Championships (95)
Baseball (1)
Men's Cross Country (16)
Women's Cross Country (16)
Men's Golf (1)
Women's Lacrosse (1)
Men's Soccer (6)
Women's Soccer (9)
Women's Swimming (1)
Men's Tennis (3)
Women's Tennis (20)
Men's Track and Field (4)
Women's Track and Field (9)
Volleyball (8)

CAA Football Championships (3)

ECAC Championships (7)
Men's Gymnastics (3)
Women's Gymnastics (4)



ERIN SKIPPER
All-CAA, All-Region
Volleyball



MEN'S GYMNASTICS
13-Time USAG National Champions
2008 National Academic Champions



ALEX GIBBY
Region Coach of the Year
Men's Cross Country



EMILY ANDERSON
All-American
Track and Field

TIFFANY BENSON
CAA Defensive
Player of the Year
Women's Basketball

7 | CAA Athletes of the Year
in 2008-09

.690 | Overall 2008-09 Athletics
Winning Percentage

WILLIAM & MARY ATHLETICS FACTS

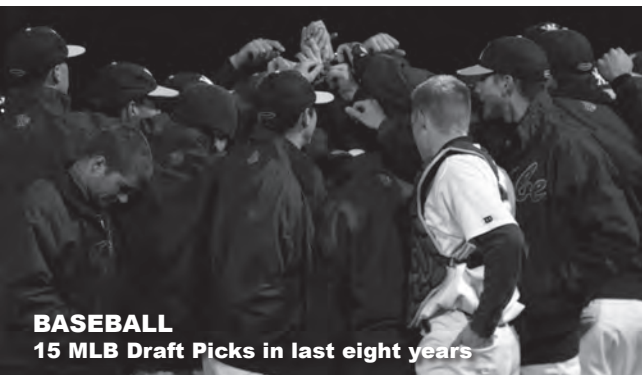
- W&M ranked fourth, the highest of any athletic scholarship-granting school and of any public school, among the Division I teams in the NCAA's inaugural APR report
- W&M's student-athlete graduations success rate is 95 percent
- 46 student athletes elected to Phi Beta Kappa in the past 11 years
- Four Rhodes Scholars were W&M student-athletes
- Won 28 CAA Scholar-Athlete of the Year Awards in the last seven years



KEZIEL JUNEAU
Ranked No. 103 in
Final ITA poll
Men's Tennis

TOTAL CAA CHAMPIONSHIPS

WILLIAM AND MARY	95
James Madison	58
Old Dominion	47
George Mason	43
VCU	36
UNC Wilmington	32
Hofstra	24
East Carolina	24
Navy	21
Richmond	20
Towson	9
American	8
Loyola	8
Georgia State	7
Delaware	4
Northeastern	3
Virginia Tech	2
Drexel	1
UMass	1
Villanova	1




BASEBALL
15 MLB Draft Picks in last eight years



0910
TRIBE BASKETBALL



KAPLAN ARENA




BUSCH TENNIS COURTS

William and Mary is committed to building and maintaining outstanding facilities for all 23 of its varsity athletic teams. The College has demonstrated this commitment by investing approximately \$16 million toward the construction and upgrade of its athletics facilities during just the last six years. Among W&M's recent projects was the completion of the \$11 million, 30,000-square foot Jimmie Laycock Football Center, which was dedicated in June of 2008. This past summer, the Laycock Center renovated the foyer to include photos, information and memorabilia on the Tribe's storied football tradition.

This past summer, Busch Field experienced a renovation that included a total revamp of the field, underlying pad, water cannon and drainage system. The renovation created a competition surface that ranks alongside those used at the U.S. National Training Centers in Virginia Beach, Va., Chula Vista, Calif., and that used at last year's Olympic Games.

In 2005, Kaplan Arena received an upgrade with the installation of 6,900-square foot permanent wood floor along with rubberized sports flooring on the open end of the arena to accommodate track and field and other multi-purpose activities. A year earlier, the home of Tribe soccer and lacrosse, Albert-Daly Field was dedicated, providing the programs with a \$1 million all-natural grass facility.

TRIBE ATHLETICS FACILITIES



JIMMIE LAYCOCK FOOTBALL CENTER



ALBERT-DALY FIELD

0910

TRIBE BASKETBALL |



REC CENTER SWIMMING POOL



ZABLE STADIUM



WILLIAM AND MARY HALL



JOSEPH W. MONTGOMERY STRENGTH TRAINING CENTER



STEVEN L. COLE ATHLETIC TRAINING FACILITY

FIRST-CLASS FACILITIES



McCORMACK-NAGELSEN TENNIS CENTER

McCORMACK-NAGELSEN Tennis Center



BUSCH FIELD



PLUMERI PARK

0910
|
TRIBE BASKETBALL



W&M STUDENT REC CENTER

Tribe basketball as well as various other William and Mary athletic teams use the William and Mary Student Recreation Center for practice and training throughout the season. The Student Rec Center, located across from William and Mary Hall on Brooks Street, offers a variety of avenues for physical advancement. The Student Rec Center had renovations completed on the facility in 2006.

Here is a list of some of the features of the Rec Center:

- Alan B. Miller Gymnasium
- Fitness Room
- Weight room-free weights
- 5 racquetball courts
- 2 squash courts
- 25 yard, 8-lane pool
- Fitness Trail
- Sauna
- Recreational Sports offices
- Outdoor basketball/volleyball/floor hockey court (lighted)
- Sand volleyball court



The Alan B. Miller Gymnasium houses three basketball courts and is used by the Tribe basketball program as a practice facility at times during the season. A plaque outside the gymnasium honors Miller and states, "In recognition of the generosity and leadership exemplified by Alan B. Miller, Class of 1958." Miller played basketball at William and Mary from 1956-58. The facility was dedicated on Nov. 3, 1989. Miller is the chairman and president of Universal Health Services, Inc., and namesake of the the new home for the Mason School of Business (Alan B. Miller Hall).

The fitness area at the Student Rec Center include various elliptical machines, tairmasters, treadmills and row machines for use. The areas also include flat screen televisions for the enjoyment of students and staff during workouts.



0910
TRIBE BASKETBALL |

MEDIA MEDIA



QUINN SOPHOMORE FORWARD
McDOWELL

WILLIAM AND MARY SPORTS INFORMATION

(757) 221-3344

(757) 221-2989 (FAX)



**KRIS
Sears**

*Associate Sports
Information Director*

Kris Sears is in his fourth year as the associate sports information director at the College of William and Mary.

In addition to working with the men's basketball program, Sears serves at the primary media contact for the College's men's and women's tennis programs. He is also the department's publications coordinator. At the conclusion at the 2007-08 season, Sears received the 6th Man Award for his work and contributions to the Tribe men's basketball program.

Prior to joining the W&M staff, Sears spent five years in the Media Relations office at Indiana University as a student, graduate and staff assistant. He worked with the seven-time national champion IU men's soccer team as well as the men's basketball program. Sears handled publicity for the 2004 NCAA Championship men's soccer team and for the 2004 Missouri Athletic Club Hermann Trophy winner. In 2004 and 2005, Sears' men's soccer and water polo guides were voted the 'Best in the Nation' by CoSIDA.

A native of Kokomo, Ind., Sears earned his bachelor's degree in sports marketing and management from IU in 2004, before receiving his master's from Indiana in December of 2005 in athletic administration and sports management.



**Pete
CLAWSON**

*Assistant AD,
Media Relations*



**Rob
TURNER**

*Associate Sports
Information Director*



**Jacob
SKIPPER**

*Associate Sports
Information Director*



**Scott
BURNS**

*Assistant Sports
Information Director*



**Julia
MARTIN**

*Assistant Sports
Information Director*

Sports Information Student Assistants:

Alex Ball, Kristina Fitzhugh, Aaron Gregory, Lindsay Guers, Miles Hilder, Jack Lambert, Sarah Sibley

Athletics/SID Directory — All Area Codes are 757

Athletics Department.....	221-3400	Pete Clawson.....	221-3369
Football Office.....	221-3337	pmclaw@wm.edu
Ticket Office.....	221-3340	Rob Turner.....	221-3370
Marketing Office.....	221-3353	rreturn@wm.edu
Tribe Club.....	221-3350	Kris Sears.....	221-3368
Facilities/Operations.....	221-3355	kasear@wm.edu
Sports Medicine.....	221-3407	Jacob Skipper.....	221-3344
Business Office.....	221-3372	jcskip@wm.edu
Kaplan Arena Press Box.....	221-3348	Scott Burns.....	221-3344
		sburns@wm.edu
		Julia Martin.....	221-3412
		jmar2@wm.edu

POLICIES AND PROCEDURES

W&M SPORTS INFORMATION

The William and Mary Sports Information Office is located in Rooms 211-213 in the southeast corner of William and Mary Hall. The sports information office is always available to assist the media in its coverage of Tribe men's basketball. Please contact associate sports information director **Kris Sears** with any requests for information, interviews, photographs and game credentials.

CREDENTIAL REQUESTS

All media credentials should be arranged by contacting Kris Sears in the William and Mary Sports Information Office. Requests must be made at least 48 hours in advance of the game. Credentials will be mailed if time allows, or may be picked up at the Ticket Office Will Call window in the northeast corner of William and Mary Hall.

MEDIA PARKING

A limited number of media parking spaces are available around William and Mary Hall. Parking passes will be mailed if requested at least one week prior to the game. General parking is available in the large parking lot on the north side of William and Mary Hall.

MEDIA SERVICES

The media workroom (Room 221) is located off of the hallway on the north (scorers table) side of the arena. Press row is located on the south side of the arena. All seats are assigned. Game notes, media guides, rosters and programs will be available in the media workroom. A meal will also be available approximately one hour before game time. Access to the media workroom is limited to those with proper credentials. Statistics, play-by-play

and scores from college basketball games around the country will be available during and after the game.

RADIO

Visiting radio lines will be provided through the Sports Information Office on the day of the game. An ISDN line may be installed at additional request given enough advance notice. For more information on purchasing and having an ISDN line installed contact Connie Grimes at (757) 221-4357 or by email at connie.grimes@wm.edu. Radio stations should make arrangements for ISDN lines at least one month in advance of the game. Requests for the line will be honored on a first-come, first-served basis. Only collect, toll-free and incoming calls will be available through this phone line. Please contact Kris Sears at least 24 hours in advance if you wish to tape an interview with any William and Mary coaches to be broadcast before a game.

POST-GAME PRESS CONFERENCE

The W&M locker room is closed to the media at all times. A member of the W&M Sports Information Office will take requests for players near the end of each game. After each game, both head coaches and selected players from each team will be brought to the media workroom for the post game press conference.

INTERVIEW POLICY

All William and Mary players and head coaches will be available for interviews throughout the season. **All interview requests** must be coordinated through Kris Sears in the Sports Information Office. Please give at least 24 hours notice whenever possible. Home phone numbers will not be made available and members of the

media are asked not to contact players or coaches at home.

PRACTICES

All W&M practices are closed to the media.

INTERNET ACCESS


The official web site of William and Mary Athletics is www.TribeAthletics.com. This web site contains information for all 23 of William and Mary's sports, including schedules and results, statistics, releases, game notes and media guides. Information about the Colonial Athletic Association can be found at www.caasports.com.

PRESS RELEASES

Game notes will be available at least one day prior to each contest. All William and Mary basketball game notes and releases will be e-mailed, faxed and posted on the Tribe's web site. Please contact Kris Sears if you would like to be added to either the fax or e-mail distribution list.

CAA TELECONFERENCE

Members of the media are invited to participate in the CAA's weekly telephonic press conferences. The first call will occur on January 4 and run each Monday morning through March 1. CAA coaches will be available to answer questions beginning at 10:00 AM. W&M coach **Tony Shaver will be available from 10:40-10:50 AM**. The phone number for the call is (866) 809-6768. Contact Kris Sears or Rob Washburn in the CAA office at (804) 754-1616 (x19) for the password to access the call.



TRIBE RADIO NETWORK

Teaming up once again to call all the exciting action of William and Mary basketball over the airwaves will be Jay Colley and Bill McDonald. The duo will celebrate their 21st season together calling Tribe men's basketball action over the airwaves. For the sixth season the pair will be joined by former W&M basketball coach and player, Charlie Woollum, who will add his insight and experience to the broadcast.

Colley is a veteran broadcaster who shifts from sport to sport with ease. He calls the play-by-play for the Tribe on the gridiron and is also a veteran baseball commentator, who was previously the voice of the Rochester Redwings as well as the Richmond Braves and the Tidewater Tides.

In recognition of Colley's years of service to the College, he was selected as an honorary alumnus of William and Mary and was officially

presented with the honor at Charter Day in February, 2003. A mass communications graduate of Middle Tennessee State University, Jay is entering his 27th season of broadcasting Tribe basketball. Jay and his wife Cindy have a daughter, Carleigh Danielle (18) and a son, Benjamin William (15).

A 1962 graduate of William and Mary, Charlie Woollum was the head coach of the Tribe from the 1994-95 through the 1999-2000 seasons, leading the Tribe to 20 wins and a regular season tie for first place in the CAA in 1998. Bill McDonald, a 1974 graduate of the College, has been a working broadcast journalist who has been involved with the Tribe radio network for many years.

Stretching over 100 miles of the state, the Tribe Radio Network is the gateway to all of the W&M action over the air. The flagship stations for the network are 92.3 FM "The Tide" and 107.9 FM "WBACH" in Williamsburg.

The listening format for basketball games is similar to past Tribe broadcasts with a pre-game show with head coach Tony Shaver, a halftime scoreboard and a post-game wrap-up.



W&M Radio Network (from left): **Bill McDonald, Jay Colley and Charlie Woollum.**

THE TRIBE RADIO NETWORK

"The Tide"	92.3 FM	Williamsburg
WBACH	107.9 FM	Williamsburg
WCLM	1450 AM	Richmond

All W&M radio broadcasts can be heard via live simultaneous web stream online at TribeAthletics.com. Click on the Live Audio link at the top of the page for more information.

Tribe
Athletics.com

WILLIAM AND MARY MEDIA OUTLETS

PRINT

Daily Press
7505 Warwick Boulevard, Newport News, VA 23607
(O) 757-247-4630; (F) 757-247-9420; sports@dailypress.com
Nick Mathews, Sports Editor
757-247-4962; nmathews@dailypress.com
Melinda Waldrop, Beat Writer
757-247-4636; mwaldrop@dailypress.com

Richmond Times-Dispatch
P.O. Box 85333, Richmond, VA 23293
(O) 804-649-6554; (F) 804-775-8085;
tdsports@timesdispatch.com
Stete Trosky, Sports Editor
(804) 649-6456; strosky@timesdispatch.com
Tim Pearrell, Beat Writer
(804) 649-6965; tpearrell@timesdispatch.com

Virginia Gazette
216 Ironbound Road, Williamsburg, VA 23188
(O) 757-220-1736; (F) 757-220-1665
John Harvey, Sports Editor
757-345-2352; jharvey@vagazette.com

Virginian Pilot
150 West Brambleton Ave., Norfolk, VA 23510
(O) 757-446-2366; (F) 757-533-9004
Colleen McDaniel, College Sports Editor
757-446-2369; colleen.mcdaniel@pilotonline.com
Rich Radford, Beat Writer
757-446-2463; rich.radford@pilotonline.com

Williamsburg Yorktown Daily
5000 New Point Rd., Suite 2201, Williamsburg, VA 23188
(O) 757-565-1079; (F) 757-565-7094
Kim Lez, Sports Editor
kim@wydaily.com

Associated Press (Richmond)
600 E. Main St., Suite 1250, Richmond, VA 23219
(O) 800-552-9935; (F) 804-643-6223
Hank Kurz, College Sports
hkurz@ap.org

TELEVISION
WTKR (CBS - Norfolk) Channel 3
720 Boush Street, Norfolk, VA 23510
(O) 757-446-1361; (F) 757-446-1376

WTVR (CBS - Richmond) Channel 6
3301 West Broad Street, Richmond, VA 23230
(O) 804-254-3645; (F) 804-254-3697
Lane Casadonte, Sports Director - lcasadonte@wtvr.com
Sean Robertson, Sports Anchor - srobertson@wtvr.com

WRIC (ABC - Richmond) Channel 8
301 Arboretum Place, Richmond, VA 23236
(O) 804-330-8829; (F) 804-330-8883
Chip Tarkenton, Sports Director - ctarkenton@wric.com

WAVY (NBC - Virginia Beach) Channel 10
300 Wavy Street, Portsmouth, VA 23704
(O) 757-673-5440; (F) 757-397-8279
Bruce Rader, Sports Director - wavy.sports@lintv.com
Chris Reckling, Sports Anchor - chris.reckling@wavy.com

WWBT (NBC - Richmond) Channel 12
5710 Midlothian Turnpike, Richmond, VA 23225
(O) 804-230-2614; (F) 804-230-2789
Ben Hamlin, Sports Director - bhamlin@nbc12.com
Joe Sullivan, Sports Anchor - jsullivan@nbc12.com

WVEC (ABC - Hampton Roads) Channel 13
613 Woodis Avenue, Norfolk, VA 23510
(O) 757-628-6217/6215; (F) 757-628-5855
Scott Cash, Sports Director - scash@wvec.com
Brian Smith, Sports Anchor - bsmith@wvec.com

RADIO
The Tide (92.3 FM) and WBACH (107.9 AM) - Williamsburg
Tom Davis - President, General Manager
5000 New Point Rd., Suite 2201, Williamsburg, VA 23188
(O) 757-565-1079; (F) 757-565-7094
tom@tideradio.com/www.tideradio.com

WCLM (1450 AM) - Richmond
3165 Hull St., Richmond, VA, 23224
(O) 804-231-2186; (F) 804-231-7685
www.wclmradio.com

Jay Colley
7 Forest Hill Drive, Williamsburg, VA 23185
jaycolley@williamewood.com

Bill McDonald
11340 Caruthers Way, Glen Allen, VA 23059

Charlie Woollum
113 Swinley Forest, Williamsburg, VA 23188

MEDIA COVERAGE



The College of William and Mary and the Colonial Athletic Association have experienced an unprecedented increase in media exposure through various outlets over the last few years. Throughout the 2008-09 season, the Tribe men's basketball program was covered by five local newspapers and various television stations in the Hampton Roads area. Over the last few seasons, the Tribe also garnered exposure on ESPN.com as well as the *New York Times* and the *Washington Post*.

In 2007-08, the Tribe had its first-ever contest broadcast nationally on ESPN as the College advanced to the CAA Championship Game during the memorable month of March. Recently, the Tribe has had games televised on ESPN Regional, CN-8 Sports, the Comcast Network, locally in the Hampton Roads area on WSKY-Channel 4, and last year, added the Big Ten Network to that already growing list.

For the fourth straight season, W&M will take part in the ESPNU BracketBusters. All 12 CAA schools will take part in the event for the second year in a row. The Green and Gold will be a road team for the second time in its four seasons in the event. The Tribe were also an away squad in 2007, and followed with home games in the event in 2008 and 2009.

Along with the extensive television exposure, all W&M men's basketball games are carried over the Tribe Radio Network with Jay Colley, Bill McDonald and Charlie Woollum on the call. Stretching over 150 miles of the state, the Tribe Radio Network is the gateway to all of the W&M action over the air. The flagship stations for the network are 92.3 FM "The Tide" and 107.9 FM "WBACH" in Williamsburg. The Tribe men's basketball contests are also carried simultaneously through live web streaming at TribeAthletics.com.

WBACH
107.9 FM
Williamsburg's Classical Station

ESPN

The Tide
92.3 FM

Comcast SPORTSNET

