

THIS IS WILLIAM & MARY

Contents/Quick Facts	1
This Is Tribe Basketball	2
What The Alumnae Say	3
On the Road	4
Team Tribe	5
Strength and Conditioning	6
Sports Medicine	7
Kaplan Arena at William and Mary Hall	8

PREVIEW

2008-09 Season Preview	10-12
------------------------	-------

PLAYERS

Tribe Facts	14-15
Dani Kell	16-17
Courtney Portell	18-19
Lauren Aadland	20-21
Robyn Barton	22-23
Tiffany Benson	24-25
Kelly Heath	26-27
Lindsey Moller	28-29
Katherine DeHenzel	30-31
Katy Oblinger	32-33
Janine Aldridge	34
Courtney Flynn	35
Aleia Gland	36
Chanel Murchison	37
Taysha Pye	38
Career Stats	39
Career CAA Box	40

COACHES

Debbie Taylor	42-43
Meg Barber	44
Lizzie Schiel	45
Jewonda Bright	46
Administrative Support Staff	47-48

REVIEW

2007-08 Season in Review	50-51
2007-08 Final Stats	52
2007-08 Game-by-Game Stats	53
2007-08 Scoreboard	54

OPPONENTS

2008-09 Opponents	56-58
-------------------	-------

THE CAA

The CAA	60
2007-08 Standings and Awards	61
Team Statistics	62-63
Individual Statistics	64

ARCHIVES

Year-by-Year Results	66-69
Opponent Series	70-73
Single-Game Records	74-75
Single-Season Records	76-78
Career Records	79
Annual Leaders	80
Accolades	81
1,000-Point Club	82
All-Time Roster	83
Retired Jersey - Lynn Norenberg Barry	84

THE COLLEGE

Tribe Athletics	86-87
The College	88-89
Facilities	90
Athletics Director Terry Driscoll	91
Tribe Club	92

MEDIA

William and Mary Sports Information	94
Media Information	95
CAA Composite Schedule	96
Radio/TV Spotting Chart	IBC

QUICK FACTS

Location	Williamsburg, Va.
Founded	1693 (second-oldest college in U.S.)
Enrollment	7,625
Nickname	Tribe
School Colors	Green, Gold, and Silver
Arena (Capacity)	Kaplan Arena at William and Mary Hall (8,600)
Conference	Colonial Athletic Association
President	W. Taylor Reveley III (Princeton, 1965)
Chancellor	Sandra Day O'Connor (Stanford, 1950)
Athletics Director	Terry Driscoll (Boston College, 1969)
SWA/Asst. AD, Compliance and Ed. Services	Pam Mason (SMU, 1994)

WOMEN'S BASKETBALL INFORMATION

Head Coach	Debbie Taylor (W&M, 1986)
Office Phone	(757) 221-3391
E-mail	dltay2@wm.edu
Record at W&M	99-162/10th Season
Career Record	Same
Best Time To Reach Coach Taylor	Mornings
Assistant Coach	Meg Barber (NYU, 2002)
Office Phone	(757) 221-3392
E-mail	mbarbar@wm.edu
Assistant Coach	Lizzie Schiel (W&M, 2006)
Office Phone	(757) 221-3140
E-mail	eschiel@wm.edu
Assistant Coach	Jewonda Bright (Monmouth, 2004)
Office Phone	(757) 221-1595
E-mail	jbright@wm.edu
Director of Basketball Operations	Will Ingersoll (W&M, 2008)
Administrative Assistant	Claudette Canady (Rappahanock CC, 1976)
Assistant AD, Health Services	Renée Cork (Iowa State, 1986)
2007-08 Record	14-18
2007-08 Conference Record/Finish	7-11/Seventh
Starters Returning/Lost	3-2
Letterwinners Returning/Lost	9/3
Newcomers	4

MEDIA INFORMATION

Associate SID/WBB Contact	Jacob Skipper (W&M, 2005)
Office Phone	(757) 221-3344
Cell Phone	(757) 561-3176
E-mail	jcskip@wm.edu
Asst. AD, Media Relations	Pete Clawson (Pittsburgh, 1990)
Office Phone	(757) 221-3369
E-mail	pmclaw@wm.edu
Associate SID	Kris Sears (Indiana, 2003)
Office Phone	(757) 221-3368
E-mail	kasear@wm.edu
Associate SID	Rob Turner (Tennessee, 2004)
Office Phone	(757) 221-3370
E-mail	rrturn@wm.edu
Intern	Scott Burns (Marian, 2007)
Office Phone	(757) 221-3344
E-mail	sburns@wm.edu
Press Row Phone	(757) 221-3348
SID Main Office Phone	(757) 221-3344
SID Fax	(757) 221-3412
Website	www.TribeAthletics.com

Credits: The 2008-09 William and Mary women's basketball media guide is a production of the Sports Information Department. Writing and design by Jacob Skipper. Cover photos taken by Guy Crittenden. Photography by John Aronson, Pete Clawson, Guy Crittenden, Bob Keroack, Julia Martin, Mollie McClure, and Debbie Taylor. Printed by Colonial Printing of Richmond, Va.

Covers: Cover design by Julia Martin, Pete Clawson, and Jacob Skipper. Photos by Guy Crittenden. On the front, left to right, junior Tiffany Benson, senior Courtney Portell, junior Kelly Heath, and senior Dani Kell. On the back, left to right, freshmen Chanel Murchison, Taysha Pye, Courtney Flynn, and Janine Aldridge.

THIS IS TRIBE BASKETBALL





KIA BUTTS

B.A. SOCIOLOGY '05
M.ED. HIGHER ED. ADMIN. '08

Assistant Dean, Undergraduate Admissions
The College of William and Mary
Williamsburg, Va.

"Perseverance and loyalty. For me, those are undoubtedly the two most vital qualities that I attained as both a Tribe women's basketball player and assistant coach. Everything that I have accomplished thus far has been a result of my ability to push through adversity and see the bigger picture. I also have had a great support network of fellow teammates and coaches who helped to motivate and encourage me. My tenure as a player and a coach was by far one of the most monumental experiences of my life."



TIFFANY STONE

B.B.A. MARKETING '91
M.B.A. UNIVERSITY OF WISCONSIN

Group Director, Commercialization Strategies
Coca-Cola Enterprises
Atlanta, Ga.

"My decision to attend William and Mary is without a doubt the best decision I have made in my life to date. The quality of the people that I was exposed to both on and off the court was like no other. My William and Mary experience not only helped prepare me for life and the workplace, it also provided me with an opportunity to form relationships that will last forever. I am always extremely proud to say that I am part of the W&M family."



KATY NEUMER

B.B.A. FINANCE '07

Private Client Services Analyst
J.P. Morgan
New York, N.Y.

"My decision to attend the College of William and Mary has proven to be one of the most rewarding decisions of my life. Throughout my collegiate experience, I was exposed to incredible challenges - both on and off the court - that have prepared me for the highly competitive Wall Street culture. I am deeply thankful to Coach Taylor for both the opportunity that she gave me and for the lessons that she taught me. I am truly honored and blessed to be part of the Tribe family, and to have those friendships and memories that will last a lifetime."




MEGAN BAIER

B.B.A. MARKETING '04
B.A. ENGLISH '04
J.D. UNIVERSITY OF MICHIGAN

Associate
Skadden, Arps, Slate, Meagher & Flom LLP
Chicago, Ill.

"I can't begin to express my gratitude toward the coaches, the College itself and the support staff at William and Mary. As soon as I stepped foot onto campus, I knew that it was an extraordinary place. I was able to pursue not only an education that is nationally renowned, but also a myriad of culturally and intellectually stimulating events outside the classroom. My experiences on the women's basketball team at W&M have forever changed my life. I left W&M not simply as a degree holder, but as a better person because of the guidance I was given by my coaches and support staff. They taught me the importance of leadership, teamwork, family and perseverance. The young ladies I was honored to have played with throughout my tenure were exceptional, and we will remain friends because of bonds made and trials overcome during our time together."



CHRISTIN GETHERS

B.S. KINESIOLOGY '04

Medical student
University of North Carolina-Chapel Hill
Philadelphia, Pa.

"I cannot even begin to express how remarkable my experience was at the College of William and Mary and as a member of the women's basketball team. In addition to earning a degree from an outstanding academic institution, I also learned valuable life lessons from both my coaches and teammates. The women's basketball program at W&M not only furthered my development as an athlete, but also as an individual. I feel truly blessed to be a member of the Tribe family."



KAREN JORDAN-CRIST

B.B.A. MARKETING '88
M.S. DUKE UNIVERSITY

Vice President of Marketing
NextAction Online
Broomfield, Colo.

"Playing basketball at W&M turned out to be incredible preparation for leading people through the challenges and excitement of making a company successful. Some of the lessons learned - working effectively with others with the same goal but different means of getting there, not letting the recent missed "shot" or bad decision hurt your ability to focus on the task at hand, enjoy the moment, give 100 percent and you will have few regrets - are ones that come to mind almost every day of my life."

ON THE ROAD

Since taking over the reigns as head coach in 1999, Debbie Taylor has made it a priority to schedule non-conference games all across the nation. In recent years, the Tribe has traveled to Honolulu, San Francisco, New Orleans, Maimi, Malibu, Nashville, Albuquerque, Tampa, Boulder, and Burlington.

Additionally, W&M has the good fortune to play in a conference where trips to Boston, New York City, Philadelphia, Atlanta, Baltimore, and Washington, D.C. are yearly events.

Recent Tribe Destinations

San Francisco	Honolulu
Nashville	New Orleans
Boston	Miami
New York City	Tampa
Atlanta	Malibu
Philadelphia	Albuquerque
Washington, D.C.	



TEAM TRIBE

In its ninth year, TEAM TRIBE is a kid's club that provides fan support for the William and Mary women's basketball and volleyball teams. With a total membership of more than 450 young people, TEAM TRIBE continues to grow not only in numbers but also in popularity.

TEAM TRIBE membership is free for all kids in grades K-8 and entitles members to many special benefits, including parties with each team, free admission and special seating at games, team posters and media guides, birthday cards, and other special events.

One of the greatest benefits for a TEAM TRIBE member is the opportunity to get to know a player on the team through the Pen-Pal program.



STRENGTH AND CONDITIONING

Head Speed, Strength, and Conditioning Coach John Sauer is now in his 21st year as the director at William and Mary. He is responsible for all aspects of strength and conditioning for the Tribe's 23 varsity sports.

During the summer of 2005, Sauer was one of seven coaches nationwide recognized as a Master Strength and Conditioning Coach (MSCC). The title of MSCC is the highest honor that can be achieved as a strength and conditioning coach. It represents professionalism, knowledge, experience, expertise, as well as longevity in the field. For these reasons, all applicants must be a full-time collegiate and/or professional strength and conditioning coach for a minimum of 12 years in order to be considered for this distinction.

In 1995, Sauer designed the Joseph W. Montgomery Strength Training Center located in the lower level of William and Mary Hall. This 5,500 square-foot facility was upgraded in the spring of 2006, primarily with new Power Lift and Sorinex equipment. The room now contains 16,000 pounds of free weights, over 7,500 pounds of dumbbells and 6,000 pounds of rubber bumper plates. In addition, it has 18 custom-built Olympic platforms, 18 multipurpose power racks and a fully-equipped

JOHN SAUER Speed, Strength, and Conditioning

**B.S. Health and
Physical Ed.
Montana '84**
**M.S. Health and
Physical Ed.
Delta State '85**



plyometric area.

Sauer came to William and Mary from Clemson where he was an assistant strength and conditioning coach. At Clemson, he assisted in the development, coordination and implementation of strength and conditioning programs for more than 450 varsity athletes.

Sauer earned his bachelor of science degree in health and physical education from the University of Montana in 1984. In 1985, he received his master's in health and physical education from Delta State University, where he was the head coach of strength and conditioning in charge of all varsity sports.

Sauer is a certified member of the CSCCA, NSCA, ISSA, and the USWE. In addition to being a Master Strength and Conditioning Coach, he is a Certified Strength and Conditioning Specialist and Strength and Conditioning Coach Certified. Sauer is certified as a Level I Club Coach & Level II Senior Coach by U.S.A. Weightlifting. Additionally, he has achieved Level I Coaches certification from the USAT&F. From 1996-98, Sauer was honored as Strength and Conditioning Professional of the Year by the CAA.



SPORTS MEDICINE



Renée Cork is in her 17th year with the William and Mary Sports Medicine staff and holds the title of Assistant Athletic Director for Sports Medicine.

Honored as the 2007 National Trainers' Association Assistant Athletic Trainer of the Year, Cork was appointed to the Athletic Training Advisory Board under the Board of Medicine by Governor Warner in 2002.

She is the only collegiate athletic trainer representative on the Advisory Board. Very involved in the athletic training committees at the state and regional levels, she was honored with the Sports Training Award by the American Red Cross in 1999.

Cork is responsible for the CPR training for all members of the Tribe coaching staffs and also teaches a graduate course at Old Dominion.

A native of Elgin, Ill., Cork served as the head athletic trainer at Drew University prior to coming to W&M as an associate athletic trainer. She earned her undergraduate degree from Iowa State and a master's degree in physical education from Southwest Texas State.



RENÉE CORK
Assistant AD,
Sports Medicine

**B.S. Health and
Physical Ed.
Iowa State '86
MSPT Physical &
Health Education.
SW Texas State '89**

The William and Mary sports medicine center is located in the lower level of William and Mary Hall. The state-of-the-art facility enables W&M's nine-member athletic training staff to provide the best possible care for the College's student-athletes.

The training room has lifecycles, elliptical machines, treadmills, and modality machines that enhance rehabilitation programs and ensure the proper treatment of any injuries.

It also features multiple laptop workstations for wireless Internet connections, as well as two cable televisions for use by W&M student-athletes.



KAPLAN ARENA

The 2008-09 season marks the 38th season in William and Mary Hall, home of the Tribe basketball, volleyball and gymnastics teams, and the majority of the Tribe athletics department offices. On the concourse and lower levels of the building are coaching and staff offices housing the William and Mary athletics department. The broad-based program offers 23 intercollegiate varsity sports to the College's undergraduates.

Total capacity of the arena is about 8,600 for basketball (the third-largest in the 12-team Colonial Athletic Association), but by using bleachers in the open end and chairs on the floor, capacity can be expanded to 11,300 for



conventions, concerts or theater-in-the-round. The building features a medical suite, seminar room, a gymnastics workout area and another room for other sports usages. The facility houses 12 locker rooms with adjoining showers.

In addition, there is the 5,500 square-foot Joseph P. Montgomery Strength and Conditioning Center, which has a wide variety of strength training equipment and over 30,000 pounds of liftable weight.

Completed in 17 months by the Southeastern Construction Company of Charlotte, N.C., the Hall opened just in time for the

game between the Tribe men's team and the University of North Carolina Tar Heels in 1970. Financed by state revenue bonds, the total cost of the structure was \$5.3 million. In the summer of 2005, the Hall received a \$750,000 renovation upgrade that included a wall-to-wall, 16,900-square foot permanent wood floor, large enough for two full basketball courts when the arena's bleachers are retracted.

The floor was manufactured by Connor Sports Flooring Corporation- the same company that constructed the floor at Clemson University's Littlejohn Coliseum. The general contractor for the project was Recreation Plus of Hopewell, Va.

In addition to the wood floor, a durable, multi-purpose rubber sports floor was installed at the open end of the arena, to accommodate indoor track and other multi-purpose activities.

Some of the proudest moments in Tribe basketball featured John Lowenhaupt (No. 42), Keith Cieplicki (No. 14) and Chet Giermak (No. 32) having their jersey numbers retired. In 1990, Jeff Cohen's jersey (No. 52) was retired posthumously. In 1993, Bill Chambers (No. 32) was also recognized as a W&M all-time great, and in 2002, Lynn Norenberg-Barry became the first female athlete to have her jersey (No. 22) retired. Banners signifying those great memories hang in Kaplan Arena today.

Other sporting events held at the Hall have included the Harlem Globetrotters and the Roller Derby. Fans in the Williamsburg area have seen auto shows, dog shows, Prince Charles, Glenn Close, a Billy Graham crusade, Bruce Hornsby, Bette Midler, Billy Joel, speeches by presidential candidates Jimmy Carter and Gerald Ford, the Shakespeare Players, a three-ring circus, and even a Howdy Doody show.

The first concert held was Sly and the Family Stone in 1971. The largest crowd for a concert was 13,514 for the Police in February 1982. Other performers in the Hall included R.E.M., Sting, the Grateful Dead, Bruce Hornsby, Neil Young, Concrete Blonde, The Beach Boys, Chicago, Stone Temple Pilots, Cake and many more.



In recognition of their years of support and sponsorship of the College and the Athletic Department, the Board of Visitors honored Jim '57 (center left) and Jane '56 Kaplan by naming the basketball court and seating area inside of William and Mary Hall 'Kaplan Arena' in a special session held inside the arena, November 18, 2005.



2008-09 PREVIEW

Tribe

JOHN'S
THE Tribe
EAT TEA
-72

KELLY HEATH '10

Coming off of the best three-year stretch in school history, the William and Mary women's basketball team looks to be one short step away from competing at the highest echelons of the Colonial Athletic Association, and expects to challenge for the conference title in 2008-09.

While the loss of Kyra Kaylor '07 and Devin James '08, both among the top players in the program's history, will be significant, head coach

Debbie Taylor '86 and her staff have brought in four outstanding recruits to bolster the 10 returning athletes. Add to the mix the fact that Taylor has put together a challenging early-season non-conference slate that looks to springboard the Tribe into an advantageous position when CAA play begins in January.



"I think it's going to be a very different season for a team that has been centered around two of the best players in school history for the last four or five years," said Taylor. "It's very much a situation where everybody has a shot at playing time. It's going to be a very new look, a very different kind of team, which everyone is really excited about."

Leading the way for the College will be a pair of senior guards, **Courtney Portell** and **Dani Kell**. A deadly shooter beyond the three-point line, Portell came to the fore last season by both taking, and making, more three-pointers than anyone in school history. The staff expects her to con-

tinue her growth this year as one of the focal points of the offense. Kell was outstanding as a freshman and was well on her way to an equally impressive follow-up campaign when a torn ACL abruptly ended her sophomore season. Despite being limited by the injury, she was still a valued competitor last year as a junior. The coming year will see her look to reclaim her position as one of the pre-eminent players on the wing and in the small forward spot in the CAA after another offseason spent honing her strength and skills.

Also expected to expand her presence on the court with the graduation of Kaylor and James is junior **Tiffany Benson**, arguably the top interior defender in the CAA. An all-rookie selection after ranking among the league leaders in blocks as a freshman, Benson earned all-defensive honors in 2007-08 while ranking among the top four players in the CAA in three different statistical categories, including offensive rebounds (first), blocks (second), and total rebounds (fourth).

All told, the 2007-08 squad individually and as a team set or tied 20 school records, and made Taylor the winningest coach in school history with its 75-57 victory over Georgia State on January 17. Four players return who averaged more than 20 minutes per contest, and returning athletes accounted for 58.5 percent of the Tribe's offense (74.3% of the three-point production).

In addition to the nine letterwinners on the roster, Taylor welcomes four true freshmen and one athlete back from a medical redshirt to the program with some of the best prep credentials ever seen in one recruiting class at the College.

GUARDS

One of the hallmarks of a Taylor-coached team is outstanding guard play, and this year looks to be no different with a deep and experienced corp of perimeter players. Led by Portell, the backcourt features five veterans and three freshmen who are equally proficient on both the offensive and defensive ends of the hardwood.

A natural shooting guard, Portell has also trained to be able to take over the point for the Tribe at a moment's notice. When depth allowed her to return to the wing more often in 2007-08, Portell responded with a long-range barrage of historic proportions, tying the school-mark for most three-point shots made in a game with seven in each of three consecutive contests last December and finishing with the most triples made (72) and attempted (193) in a single season. Ranking second in the CAA with a .373 shooting percentage behind the arc and third with an average of 2.4 three-point shots made per game, Portell enters her final season as one of the top shooters in the Mid-Atlantic Region.

"Courtney's just such a great team player," said Taylor. "Obviously, her ability to shoot the three is something that's very noticeable, but she brings an incredible intelligence and work ethic to the defensive end of the floor. She's probably one of our best defenders, just a really really smart defensive player who understands the game incredibly well, and is also a very good passer. When she has the open shot, she obviously is going to knock it down, but she also has worked a lot on her shorter game, her pull-up game, and hopefully we'll see a little bit more of a variety of shots from her this year. She's going to be one of our team leaders, which is great because she's one of our hardest-working kids, and she's a proven at this level."

The likely starter at the point is sophomore **Katy Oblinger**, a former all-state athlete from Altoona, Pennsylvania. A quick and tenacious player, Oblinger helped the team last year with 41 assists and 20 steals in 30 games, to go along with 2.2 points and 1.2 rebounds per game.

Sophomore **Katherine DeHenzel** had a big impact on the team last year as a freshmen, but will redshirt this season after tearing her ACL over the summer. After missing the first part of the season with an injury, DeHenzel came on strong late, starting each of the last 18 games and ranking as the squad's leader with 52 steals (2.26 per game) on a team that ranked 22nd in the nation with 11.13 steals per game.

Freshman **Janine Aldridge** is a two-time all-state shooting guard and McDonald's All-America nominee from Massapequa, New York.

In addition to leading Massapequa to four consecutive conference titles, she averaged 19 points, 8.1 rebounds, and 6.2 assists per game for the Long Island Lightning AAU team. During her time with the Lightning, Aldridge's 21 points led all scorers in a victory over the Boo Williams 2007 AAU National Championship team at Nike Summer Slam.

With the Tribe operating mainly in a four-guard look, Taylor has four athletes to chose from to round out the starting line-up that combine the size of a small forward with the speed and range of a shooting guard. Junior **Kelly Heath** had a break-out year in 2007-08, quickly transitioning from reserve to spot-starter and oft-time-sixth man. Over the last three weeks of January, Heath scored in double-figures in six consecutive games, averaging 15 points per contest and finishing the string with a 25-point outburst at home against UNC Wilmington. That ranked as the best single-game performance for the Tribe all season.

Classmate **Robyn Barton** is one of the Tribe's quickest players, and uses her speed effectively to seal off passing and driving lanes on defense. On the offensive end, she is one of the team's most successful outside shooters, connecting on 37.3% of her attempts from beyond the arc over the last two years.

Junior **Lindsey Moller** brings a great intensity to the floor, and is especially effective on defense in harrying the Tribe's opponents into bad shots and turnovers. Last season she played in all but two games, and pulled in five rebounds in only six minutes against Georgia State in the first round of the CAA Tournament. Moller also set career-highs in scoring on two occasions, with five apiece against Campbell and Howard, and started the first two games of her career against Iona and UC Irvine at the Hawai'i Tournament.

Taysha Pye joins the Tribe this year from the St. Annes-Belfield School, outside of Charlottesville. Pye was one of the best players in the state of Virginia over the past three years, earning all-state honors each year of her career at STAB and being named the Player of the Year in Central Virginia by the *Daily Progress* newspaper and for all independent schools by the state association.

SWING PLAYERS

Dani Kell looks to earn significant minutes, especially early in the season, as the Tribe's only veteran swing player. She possesses both the speed and accuracy to play out on a wing as well as the size and agility to battle inside on the post. In 2007-08, Kell was very balanced in her scoring, hitting almost as many shots outside the arc as inside, and ranking fourth on the team in rebounding. The team is looking forward to Kell improving her numbers and competing on the same level as she did in 2006-07, when she averaged 12.6 points and 5.7 rebounds per game (third and fourth on the team, respectively) despite playing less than half of the season.

"I'm really excited about Dani's senior year," said Taylor, "because she truly is one of the more talented players we've ever had here. She is the 'glue' player on our team, she does everything incredibly well and she can play all over the floor from 1-4. Having had the opportunity to rehab and come back now, she's in better shape than she has been in two years, she's much stronger than she's been, and she made a big commitment to her strength and conditioning this summer to get herself back in the picture. She's going to be a focal point on our team and is ready to step into a leadership role and shine in the conference this year."

The staff is very impressed with the duo of freshmen **Aleia Gland** and **Chanel Murchison** who will be backing up Kell, and will be looking for both to step up quickly into the team's system. Gland has been impressive in workouts over the past months, and will suit up for the first time in more than a year after spending 2007-08 redshirted while recovering from knee surgery in the spring of 2007. Gland averaged 21 points per game her senior year at the David and Mary Thomson School in Toronto, ranking as one of the top-five players in the Toronto area and leading her squad to a 23-10 record.

Murchison is another exciting talent with the size and power of a forward to go along with speed and ball-handling ability that will make

her a very tough draw for any defender. A three-time all-district honoree and all-state player in 2006-07, Murchison played for Colonial Forge High School in Virginia, averaging close to a double-double for her career. Additionally, she played in the AAU league with the highly successful Fairfax Stars program, leading her team to a fifth-place finish at the 2007 national championships.

POST PLAYERS

While the graduation of the program's all-time leading scorer and rebounder in Kyra Kaylor is a hurdle that the Tribe will have to face on the interior, two upperclassmen and one newcomer possess the talent and tenacity to hold down the interior and keep



the Tribe's offense running at a high level.

Benson followed up her outstanding freshman campaign in 2006-07 with an equally impressive sophomore season. She ranked second in the league with 58 blocks, and, after only two years, already stands a scant 31 blocks from taking over the top spot on the Tribe's career listing. Also a force on the offensive end of the court, she set a school-record with 139 offensive rebounds, leading the CAA in that category, and averaged 8.3 points per game on 44 percent shooting from the floor.

"I think this year is an opportunity for Tiffany to really shine," said Taylor. "It's been so much fun to watch her game develop in the last two

years. She stayed for summer school in both sessions and she's put the time and effort in over the summer to improve her offensive game. She's been a defensive powerhouse in the conference her first two years and now is a chance to see her shine on the offensive end. She's really improved her short game and ability to score on the block and obviously she's a very good rebounder already. I think we're going to see a breakout year in this conference for Tiffany Benson as she establishes herself as one of the top post players in the league."

Redshirt-junior **Lauren Aadland** started to come into her own last year, and the staff has high hopes for the trend to continue over the next two years. Aadland more than doubled her impact last year over her red-shirt-freshman



campaign, and matured into an able reserve both in the post and on the wing, averaging three points and two rebounds on 10.5 minutes per game. With a surplus of guards on the team, Taylor looks to develop Aadland more fully in the front court.

Freshman **Courtney Flynn** has the size and attitude of a top-flight post player, but brings surprising range to the post position. Her ability to step back and be a threat from the perimeter will create match-up issues and room in the lane. A four-year starter at Central Catholic High School in Oregon, Flynn helped the team to four-straight conference championships and four-consecutive berths in the state final

four. As a junior, she shot a team-high 88.6 percent from the free throw line and averaged 10 points and six rebounds per contest.

SCHEDULE

Highlighting the 29-game regular season schedule are 13 home games, including four in the non-conference season, and three in-season tournaments. The Tribe will face at least two NCAA Tournament teams from a year ago in New Mexico and Old Dominion, and could face a third (Nebraska) at New Mexico's Thanksgiving Tournament. Four teams would be new to the College, including Saint Peter's, the New Jersey Institute of Technology, Nebraska, and Fairfield. Finally, W&M will take on five teams from the MEAC in 2008-09, including two of last year's semifinalists. Five teams from one conference is the most that the Tribe has ever faced since moving up to Division I in 1984-85.

"This season's non-conference schedule is well suited for our team," said Taylor. "It will provide some early challenges for our young players in hopes of preparing us for the demanding and intense competition of the CAA."

After a scrimmage against M.I. Express at 7:30 p.m. on November 7, the proper season opens with a road trip to Asheville, North Carolina for a two-day tournament at UNC Asheville. The Tribe will face Morgan State at 2 p.m. on Friday, November 14, before taking on either UNC Asheville or Fairfield University the next day at either noon or 2:30 p.m. W&M returns home from the mountains to face local rival Norfolk State at 7 p.m. in Kaplan Arena on Thursday, November 20, and Delaware State on Sunday, November 23, at a time to be announced later in the year.

The College will spend Thanksgiving in the air, flying to Albuquerque, New Mexico for the Holiday Inn & Suites Express Midtown Thanksgiving Tournament, hosted by the University of New Mexico at one of the sport's most famed arenas in "The Pit." The Tribe will face the host Lobos at 7 p.m. Mountain (9 p.m. Eastern) on Friday, November 28, and will face either Nebraska or Butler on November 29 at 5 p.m. MST/7 p.m. EST or 7 p.m. MST/9 p.m. EST.


A home game against Howard out of the MEAC and a road trip to Richmond fill out the College's schedule before the exam break. The Tribe will face the Bison in Kaplan Arena at 7 p.m. on Thursday, December 4, and look to repeat last year's 90-56 victory. The Spiders will host W&M at 7 p.m. on Saturday, December 6.

After exams finish, the non-conference portion of the schedule draws to a close with three games. On Friday, December 19, the Tribe hosts Hampton at 6 p.m. in the final non-conference home game. After Christmas, W&M will travel to Jersey City, New Jersey, to take part in the Saint Peter's College Holiday Classic. Monday, December 29, the Tribe will take on the host Peahens of Saint Peter's at 7:30 p.m., before facing the New Jersey Institute of Technology the following night at 5 p.m.

CAA play begins on the road at Towson on Sunday, January 4 at 2 p.m. In addition to the Tigers, the Tribe will face Virginia Commonwealth (January 15, 7 p.m.), Hofstra (January 18, 2 p.m.), Northeastern (January 25, 2 p.m.), James Madison (February 5, 7 p.m.), Drexel (February 8, 1 p.m.), Delaware (February 12, 7 p.m.), UNC Wilmington (February 22, 1 p.m.), and Old Dominion (March 4, 7 p.m.) on the road in conference play.

Home CAA match-ups include Drexel (January 8, 7 p.m.), UNC Wilmington (January 11, 2 p.m.), Old Dominion (January 22, 7 p.m.), Virginia Commonwealth (January 29, 7 p.m.), Georgia State (February 1, 2 p.m.), George Mason (February 15, 2 p.m.), Northeastern (February 19, 7 p.m.), James Madison (February 26, 7 p.m.), and Towson (March 1, 2 p.m.).

The CAA Women's Basketball Championship moves to Harrisonburg, Virginia this season after two years in Newark, Delaware. The automatic bid to the NCAA Championships will be contested over four days, March 12-15.



THE TEAM

TRIBE FACTS	14-15
DANI KELL	16-17
COURTNEY PORTELL	18-19
LAUREN AADLAND	20-21
ROBYN BARTON	22-23
TIFFANY BENSON	24-25
KELLY HEATH	26-27
LINDSEY MOLLER	28-29
KATHERINE DeHENZEL	30-31
KATY OBLINGER	32-33
FRESHMEN	34-38
PLAYER STATS	39-40

Tribe

TIFFANY BENSON '10

Who is your favorite cartoon character?

- Dani - Tom and Jerry
- Courtney P. - Smurfette
- Lauren - Ger from Invader Zim
- Robyn - Eeyore
- Tiffany - Tweety Bird
- Kelly - Popeye
- Lindsey - Doug Funny
- Katherine - Scooby Doo
- Katy - Marvin the Martian
- Janine - Micky Mouse
- Courtney F. - Lola Bunny
- Aleia - The Care Bears**
- Chanel - Arnold from Hey Arnold!
- Taysha - Arnold from Hey Arnold!

WHAT DID YOU DO OVER THE SUMMER?

“Studied abroad in Ireland, visited Paris, and became a better Coloradan.”

Lindsey Moller '10

What's the best Slurpee flavor?

- Dani - Blue Raspberry
- Courtney P. - Piña Colada
- Lauren - Coca-Cola
- Robyn - Coke
- Kelly - Piña Colada
- Lindsey - Pistachio Frazzle**
- Katherine - Piña Colada
- Katy - Vault
- Janine - Coke and Wild Cherry
- Courtney F. - Blue Raspberry
- Aleia - Cherry with blue on top
- Chanel - A smorgasbord of flavors
- Taysha - Cherry

Numerical Roster

	Name	Pos.	Ht.	Cl./Elig.	Major	Hometown	Prep
00	Taysha Pye	G	5-8	Fr./Fr.	Finance	Bronx, N.Y.	St. Anne's Belfield
2	Courtney Portell	G	5-8	Sr./Sr.	Sociology	Woodbridge, Va.	Forest Park
3	Kelly Heath	G	6-0	Jr./Jr.	Kinesiology	Suffield, Conn.	Suffield
12	Dani Kell	G/F	6-0	Sr./Sr.	Marketing	Lutherville, Md.	Roland Park
14	Robyn Barton	G	6-0	Jr./Jr.	Mktg/IR	Lake Oswego, Ore.	Lake Oswego
15	Tiffany Benson	F	6-2	Jr./Jr.	Economics	Virginia Beach, Va.	Princess Anne
21	Aleia Gland	G/F	5-10	So./Fr.	Int'l Rel.	Toronto, Ontario	David & Mary Thomson
23	Lindsey Moller	G	5-10	Jr./Jr.	Marketing	Longmont, Colo.	Longmont
24	Katy Oblinger	G	5-5	So./So.	Sociology	Altoona, Pa.	Altoona Area
25	Katherine DeHenzel	G	5-7	So./So.	Business	Bowie, Md.	St. John's College HS
30	Janine Aldridge	G	5-11	Fr./Fr.	Kinesiology	Massapequa, N.Y.	Massapequa
34	Lauren Aadland	F	6-2	Sr./Jr.	Film/Psych.	Carlsbad, Calif.	Carlsbad
35	Courtney Flynn	F	6-1	Fr./Fr.	Undecided	Beaverton, Ore.	Central Catholic
44	Chanel Murchison	G/F	5-10	Fr./Fr.	Kinesiology	Stafford, Va.	Colonial Forge

Who is your favorite poet?

Dani - Shel Silverstein
Courtney P. - Coach Schiel
 Lauren - Dr. Suess
 Robyn - Pablo Neruda
 Tiffany - Phyllis Wheatly
 Kelly - Mos Def
 Lindsey - Rob Turner
 Katherine - Dr. Suess
 Katy - Shel Silverstein
 Courtney F. - Dr. Suess
 Alecia - Dr. Suess
 Chanel - Shel Silverstein
 Taysha - Tupac Shakur

WHAT DID YOU DO OVER THE SUMMER?

“I spent a lot of time with my brothers, played in a few tournaments in New York City, and took a class, ‘Women of the Civil Rights Movement,’ here in Williamsburg.”
Taysha Pye '12

What event could you medal in at the Olympics besides basketball?

Dani - Soccer
 Courtney P. - Water Polo
 Lauren - Skateboarding
 Robyn - Beach Volleyball
 Tiffany - 200m Dash and High Jump
 Kelly - Swimming
 Lindsey - Rhythmic Gymnastics - the ribbon event.
 Katherine - Soccer
 Katy - Gymnastics
 Janine - Volleyball
 Courtney F. - Skeet Shooting
 Alecia - Table Tennis
 Chanel - Table Tennis
Taysha - Luge

Alphabetical Roster

Name	Pos.	Ht.	Cl./Elig.	Major	Hometown	Prep
34 Lauren Aadland	F	6-2	Sr./Jr.	Film/Psych.	Carlsbad, Calif.	Carlsbad
30 Janine Aldridge	G	5-11	Fr./Fr.	Kinesiology	Massapequa, N.Y.	Massapequa
14 Robyn Barton	G	6-0	Jr./Jr.	Mktg/IR	Lake Oswego, Ore.	Lake Oswego
15 Tiffany Benson	F	6-2	Jr./Jr.	Economics	Virginia Beach, Va.	Princess Anne
25 Katherine DeHenzel	G	5-7	So./So.	Business	Bowie, Md.	St. John's College HS
35 Courtney Flynn	F	6-1	Fr./Fr.	Undecided	Beaverton, Ore.	Central Catholic
21 Alecia Gland	G/F	5-10	So./Fr.	Int'l Rel.	Toronto, Ontario	David & Mary Thomson
3 Kelly Heath	G	6-0	Jr./Jr.	Kinesiology	Suffield, Conn.	Suffield
12 Dani Kell	G/F	6-0	Sr./Sr.	Marketing	Lutherville, Md.	Roland Park
23 Lindsey Moller	G	5-10	Jr./Jr.	Marketing	Longmont, Colo.	Longmont
44 Chanel Murchison	G/F	5-10	Fr./Fr.	Kinesiology	Stafford, Va.	Colonial Forge
24 Katy Oblinger	G	5-5	So./So.	Sociology	Altoona, Pa.	Altoona Area
2 Courtney Portell	G	5-8	Sr./Sr.	Sociology	Woodbridge, Va.	Forest Park
00 Taysha Pye	G	5-8	Fr./Fr.	Finance	Bronx, N.Y.	St. Anne's Belfield

2007-08

Made 16 starts while appearing in 30 contests ... Averaged 4.7 ppg in 21.7 minutes per game ... Shot .300 from beyond the arc, knocking down 21 three-pointers ... Fourth on the team from the free throw line, hitting on 76.7% of her attempts ... Also had 43 assists and 18 steals ... Picked up 2.9 rebounds per game, second-most among all returning players ... Led the Tribe with 19 points and two blocks on Valentine's Day against James Madison ... Hit four of five from beyond the three-point line for all 12 of her points against Penn in the second game of the year ... Scored 11 against Delaware on January 13 ... Pulled in eight rebounds and gave out four assists, both season highs, in the loss to Duquesne.

2006-07

Played in and started 14 games ... Missed the final 17 games after tearing the ACL in her right knee against George Mason on Jan. 7 ... Ranked second on the team in scoring with 12.6 ppg before suffering the injury ... Also averaged 5.7 rpg ... Tallied double-digit point totals in eight games ... Recorded her second career double-double in

DANI KELL

Guard/Forward • 6-0

Lutherville, Md.

Roland Park



B.B.A. Marketing '09

2005-2006

CAA All-Rookie Team

the victory against Radford, totaling 12 points and 10 rebounds ... Equaled a career-high 26 points at High Point ... Poured in 19 points and grabbed nine boards in the triumph at Virginia Tech ... Averaged 18.8 ppg during a four-game span from Nov. 26 - Dec. 8 ... Dished out a career-high six assists in the win at Duquesne ... Equaled a career high with four steals in the victory against North Texas.

2005-06

Selected to the CAA All-Rookie Team ... Became the seventh Tribe player to earn the honor in the last seven seasons ... Started all 28 games, averaging 30.3 minutes per contest ... Averaged 10.1 points per game, third-best on the team ... Pulled down 5.6 boards per contest, ranking second on the squad ... Finished the season with 2.68 offensive rebounds per game, the 11th-best mark in the conference ... Swiped 1.3 steals per game to go along with 2.0 assists per outing to rank third on the team in both categories ... Earned CAA Rookie of the Week honors twice (Jan. 23 and Feb. 21) ... Scored a career-high 26 points in the victory over Delaware, connecting on 9-of-12 shots from the field and all four of her attempts from beyond the arc ...



DANI KELL #12



Nearly equaled that mark against James Madison, totaling 25 points on 9-of-15 shooting ... Had another outstanding shooting performance at Longwood, going 8-of-10 from the field en route to pouring in 18 points ... Recorded double-digit point totals on 12 occasions ... Grabbed a career-high 13 rebounds in the win against Colgate ... Just missed tying that figure versus High Point, snaring 12 boards ... Earned a career high with four blocks against Mount Saint Mary's ... Totaled four steals in her first collegiate game, coming against Pittsburgh.

2004-05

Redshirted.

At Roland Park

Lettered four times in basketball and softball, three times in soccer and once in volleyball at Roland Park Country School ... Ranked among the top 125 best players at the

CAREER-BEST EFFORTS

#12

**Betty Lou Westbrook
Robin Mead
Amanda Cecconi
Aquendine Khasidis
Katie Averyt
Erin Wilmer
Megan Baier**

Points - 26 (twice)

Rebounds - 13 (11/19/05)

FGM - 11 (11/26/06)

FGA - 23 (12/21/06)

3-PT M - 4 (1/22/05)

3-PT A - 11 (11/26/06)

FTM - 6 (11/18/05)

FTA - 9 (11/18/05)

Assists - 6 (1/2/07)

Blocks - 4 (11/2/05)

Steals - 4 (thrice)

Minutes - 39 (twice)

guard position in the country by the *All-Star Girls Report* ... Averaged 13.0 points, 4.8 assists and 6.5 rebounds in her career ... Scored 1,236 career points ... Scored career-high 33 points in a game as a senior ... Named first-team all-metro, all-city and all-county as a junior and senior ... Won school excellence awards in basketball, softball and soccer ... Athletic Association vice-president as a junior and president as a senior ... Member of the Philadelphia Belles AAU team that won the AAU National Championship in 2003 ... 2003 and 2004 *Towson Times* Athlete of the Year ... *Street and Smith's* Honorable Mention All-American.

Personal

Full name is Danielle Colleen Kell ... Daughter of Rick and Stephanie Kell ... Born April 22, 1986 in Baltimore, Maryland ... Has a younger sister, Jacqueline ... Enjoys spending time with friends and family, going to the beach, and watching movies ... Future aspirations include starting her own business or coaching basketball ... Minor in kinesiology.

#2 COURTNEY PORTELL

2007-08

Started 19 of 30 games she appeared in ... Third on the team with 8.6 points per game, best among returning players ... Scored 20+ in three straight games in December, leading the Tribe in every contest ... Hit seven three-pointers in each game, tying the school record for made-threes in a game each time ... Scored a career-high 24 on 7-22 shooting against Howard on December 9 to go along with three assists, three steals, and four rebounds ... Set the school single-game record with 16 attempted three-pointers ... Against Duquesne, shot 7-14 (7-12 from long range) along with two rebounds and four assists for 21 points ... 7-15 from beyond the arc against Iona, finishing the game with 23 points and five steals ... Pocketed a career-high eight steals against Longwood, tied for the second-best single-game effort in school history ... Scored 11 points and grabbed three rebounds to help the Tribe defeat Georgia State in the first round of the CAA tournament ... Shot 3-6 from three-point range in the victory.

COURTNEY PORTELL

Guard • 5-8

Woodbridge, Va.


Forest Park




B.A. Sociology '09

2006-07

Played in 26 games and earned seven starts ... Averaged 6.3 ppg and 2.7 rpg ... Ranked second on the team with 37 made three-pointers ... Shot 34.1 percent from beyond the arc ... Scored in double figures seven times ... Averaged 9.8 ppg during a four-game stretch from Jan. 11 - 21 ... Poured in a career-high 17 points, making five three-pointers, in the victory against Howard ... Scored 13 points on 5-of-8 shooting at James Madison ... Tallied 12 points in the win against George Mason in the opening round of the CAA Tournament ... Snared a career-high nine rebounds at Mount St. Mary's ... Equalled a career high with three steals on two occasions, coming in wins against Longwood and at UNC Wilmington ... Also dished out a career-high five assists against the Lancers ... Made two or more three-pointers in eight contests ... Connected on at least one three-pointer in seven straight games from Nov. 28 - Jan. 2.



COURTNEY PORTELL #2



2005-06

Appeared in 15 games and averaged 6.7 minutes of playing time ... Finished the season with averages of 1.8 points and 0.3 rebounds per contest ... Connected on 47 percent of her shots from three-point range (9-of-19) ... Attempted just one shot inside the arc all season ...

Scored a season-high nine points on 3-of-5 shooting from long range in her first collegiate contest, coming against Norfolk State ... Scored six points in 16 minutes of action in the following game at Liberty ... Also scored six points versus Georgia State, hitting both her attempts from the field ... Swiped two steals in the victory over Delaware.

At Forest Park

Member of the 2004 state championship and 2005 state finalist teams at Forest Park High School ... Averaged 9.0 points per game with 46 three-point field goals as a senior ... Selected to the 2005 Virginia Northwest All-Region

CAREER-BEST EFFORTS

#2

Points - 24 (11/9/07)

Rebounds - 9 (12/8/06)

FGM - 7 (thrice)

FGA - 22 (12/9/07)

3-PT M - 7 (thrice)

3-PT A - 16 (12/9/07)

FTM - 7 (3/8/07)

FTA - 7 (3/8/07)

Assists - 5 (11/21/06)

Blocks - 1 (2/21/08)

Steals - 8 (12/7/07)

Minutes - 40 (1/13/08)

and second-team All-State squads ... Earned all-area honors from *Potomac News* and *Prince William Extra* as a junior and senior ... Voted "Teammate of Most Influence" by Fellowship of Christian Athletes and "Most Athletic Female" in her high school by the United States Marine Corps ... Lettered all four years in both basketball and soccer as a midfielder ... Averaged 10 points and two steals per game ... Shot 89 percent from the free throw line.

Personal

Full name is Courtney Ann Portell ... Daughter of Michael and Shirley Portell ... Born April 23, 1987 in Woodbridge, Virginia

... Enjoys working with children ... Future plans include graduate school to get a Master's in Counseling.

#34 LAUREN AADLAND

2007-08

Played in 26 games with one start ... Opened her year setting career-highs in points in each of the first two games ... In the opener against Campbell, scored eight points and pulled down six rebounds to go along with two steals, all of which broke her previous-high marks ... Scored 10 points the following night against Pennsylvania, adding five rebounds, her first career block, and a steal to the winning effort ... Also scored in double-digits against UC Irvine, pouring in a personal-best 13 points ... Added five rebounds, two assists, and two steals to her effort against the Anteaters ... Finished the season shooting 37.8% from the floor and 34.8% (8 for 23) from beyond the three-point arc.

LAUREN AADLAND

Forward • 6-1
Carlsbad, Calif.
Carlsbad



B.A. Psychology '10
B.A. Film Studies '10

2006-07

Appeared in 16 games ... Averaged 1.5 ppg and 1.7 rpg ... Scored a career-high seven points in the victory against Virginia Commonwealth ... Totaled six points, four rebounds and three assists in a career-high 26 minutes of action in the triumph at George Mason ... Hauled in four rebounds in the win against Drexel in Williamsburg ... Also snared four boards in the victory against Longwood.

2005-06

Redshirted ... Appeared in four games and averaged 6.8 minutes per contest ... Totaled four rebounds and two points at UNC Wilmington ... Recorded an assist and a rebound at Longwood.



LAUREN AADLAND #34



At Carlsbad

Lettered four years at Carlsbad High School ... San Diego Division I Player of the Year ... Named Carlsbad High School's 2005 Student-Athlete of the Year ... Selected first-team all-conference and first-team all-San Diego ... Earned 2005 Conference Player of the Year honors ... Named first-team all-academic squad for the San Diego section ... Captain of the Division I San Diego Section championship team, the school's first such title in 13 years as Carlsbad finished with a 26-5 record ... Averaged 15 points, eight rebounds and 3.5 steals during her career ... Was an 86 percent free throw shooter ... Played for the America's Finest, West Coast All-Stars, and Coastal Elite teams.

#34

Sylvia Chappell
Cecelia Dargan
Sharon Halloway
Sandy DeSilvio
Susan Koester
Julie Williams
Sue Lyon
Ashleigh Akens
Cynthia Martin
Kate Von Holle
Helen Mortlock

CAREER-BEST EFFORTS

Points - 13 (12/29/07)
Rebounds - 6 (twice)
FGM - 4 (thrice)
FGA - 12 (12/9/07)
3-PT M - 2 (thrice)
3-PT A - 5 (12/29/07)
FTM - 3 (twice)
FTA - 4 (twice)
Assists - 3 (3/8/07)
Blocks - 1 (six times)
Steals - 2 (thrice)
Minutes - 30 (11/23/07)

Personal

Full name is Lauren Elaine Aadland ... Daughter of Peter and Elaine Aadland ... Born April 23, 1987 in Anchorage, Alaska ... Enjoys art and filmmaking.

#14 ROBYN BARTON

2007-08

Played 23 games, earning three starts ... Exploded against Howard, scoring 11 points on 4-5 shooting (3-4 beyond the three-point line) in only 14 minutes of action ... Knocked down a pair of three pointers against Pennsylvania, finishing with eight points in total ... Perfect from the field in the regular-season finale against Hofstra, scoring two field goals including a three-pointer for five points.

ROBYN BARTON

Guard • 6-1

Lake Oswego, Ore.

Lake Oswego



B.B.A. Marketing '10

B.A. International Relations '10

2006-07

Saw action in 26 games ... Averaged 2.7 ppg and 1.0 rpg ... Was the team's most accurate shooter from beyond the arc, connecting on 45.9 percent (17-of-37) of her attempts ... Scored a career-high 16 points, sinking all four of her three-point attempts, at High Point ... Hit a game-winning three-pointer with 2.6 seconds remaining in the win against George Mason in Williamsburg ... Hauled in a career-high four rebounds at Mount St. Mary's ... Totaled a career-high two steals at Hofstra ... Was 10-of-16 from three-point range during the first six games of the season ... Averaged 6.7 ppg during that span.

ROBYN BARTON #14



At Lake Oswego

Four-year letterwinner at Lake Oswego High School ... Captained the team during her senior season ... Selected first-team all-district in 2006 ... Led her squad to a fourth-place finish in the 4A State Tournament ... Tabbed first-team all-tournament at the Interstate Shootout ... Averaged 10 points per game during her senior season ... Played for the Oregon Xtreme from 2001-02, as the team claimed an AAU State Championship ... Also lettered four times on the track and field team and three times in volleyball ... Captained the track and field squad in 2006 ... Also captained the volleyball team as a senior ... Selected first-team all-district as a middle hitter during her senior season, while earning second-team honors as a junior ... Led team to its first playoff appearance in 10 years in 2005 ... USAT&F State Champion in the high jump twice, winning in 2001 and 2002 ... Member of the National Honor Society ... Class senator in student government.

#14

Dawn Tanis

CAREER-BEST EFFORTS

Points - 16 (11/26/06)
Rebounds - 4 (12/8/06)
FGM - 6 (11/26/06)
FGA - 11 (11/26/06)
3-PT M - 4 (11/26/06)
3-PT A - 5 (11/9/07)
FTM - 2 (twice)
FTA - 2 (six times)
Assists - 1 (10 times)
Blocks - 1 (twice)
Steals - 2 (thrice)
Minutes - 31 (11/26/06)

Personal

Full name is Robyn Elise Barton ... Daughter of Robert and Katherine Barton ... Born Jan. 20, 1988 in Dallas, Texas ... Grandfather, Hunter Barton, played basketball for the Kilgore Junior College national championship team in 1956 ... Enjoys playing beach volleyball, water sports, singing, rock climbing, traveling, and hanging out with friends.

#15 TIFFANY BENSON

2007-08

Earned CAA All-Defensive team honors ... Played in all 32 games, starting 20 ... Registered 58 blocks in the season, the second-best total in school history behind only her own rookie campaign ... Fourth on the team in scoring, averaging 8.3 points per game ... Averaged 8.1 rebounds per game, 4.3 coming on the offensive end ... Had seven double-doubles, 14 double-digit scoring efforts, and nine double-digit rebounding performances ... Scored a career-high 21 points to go along with 10 rebounds and a school-record seven blocks at UNC Wilmington ... Shot 9 of 12 from the floor, and 3 of 6 from the free-throw line ... Broke the single-game blocked shots record previously held by Dominique Lewis, who had six rejections against VCU in 2003 ... Also scored 21 points at Northeastern one week later, shooting 8-14 from the floor and 5-10 from the charity stripe ... Against the Huskies, also had 15 rebounds, three assists, and four blocks ... Pulled down a career-high 18 rebounds against Howard on December 9, which tied as the 10th-best performance in

TIFFANY BENSON

Forward • 6-1
Virginia Beach, Va.
Princess Anne



B.A. Economics '10

2006-2007

CAA All-Rookie Team


2007-2008

CAA All-Defensive Team

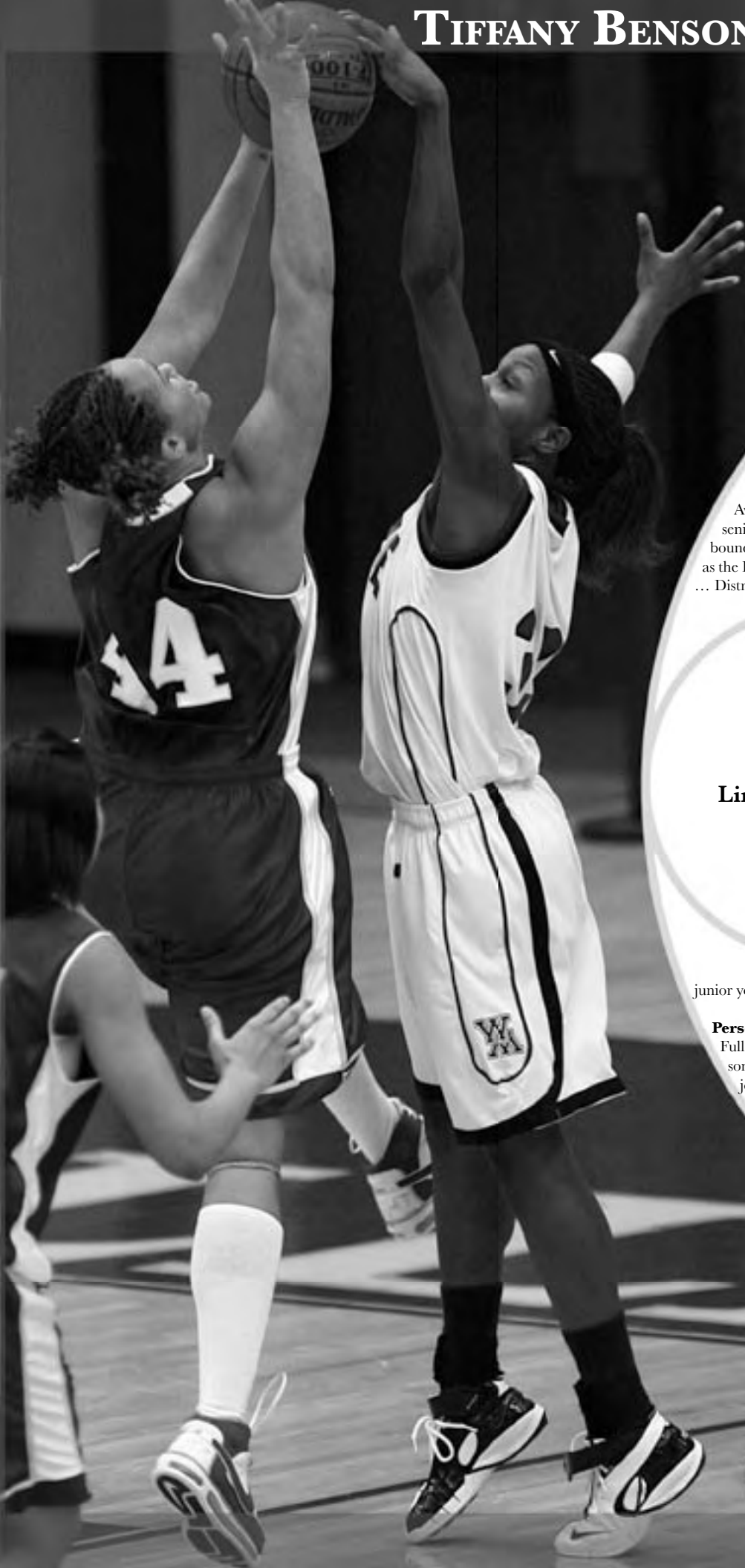
school history ... Hit on six of seven shots against the Bison for 12 points, and also had three blocks and a career-high five steals ... Had 17 rebounds against UC Irvine, nine on the offensive end and eight on the defensive glass.

2006-07

One of the top freshmen in the conference, she earned CAA All-Rookie team honors ... Set a single-season school record with 67 blocks, a total that ranks fourth on W&M's career list ... Played in all 31 games and earned 25 starts ... Averaged 5.7 ppg and 5.9 rpg ... Recorded a pair of double-doubles, coming in the win at UNC Wilmington and at Old Dominion ... Scored in double figures on six occasions ... Snared 10 or more rebounds in four games ... Scored a career-high 12 points at ODU ... Registered a career-high 13 rebounds in the win against Howard ... Totaled 11 points in the first half against Northeastern ... Averaged 10.1 ppg during a seven-game stretch from Jan. 21 - Feb. 11 ... Tallied five blocks, all coming



TIFFANY BENSON #15



in the first half, in the victory against North Texas ... The effort ranks tied for the second-best single-game performance in the program's history ... Registered two or more blocks in 20 games ... Recorded a career-high three steals at James Madison.

At Princess Anne

Lettered four years at Princess Anne High School ... Helped lead PA to the 2005 Virginia AAA state title ... Honored as a first-team All-Tidewater selection ... Named the Beach District Defensive Player of the Year after both her junior and senior seasons ... Selected as an All-American at the U19 AAU national tournament in Florida ... Averaged 8.9 points, 9.3 rebounds and 3.4 blocks per game during her senior season ... Totaled career highs of 21 points (versus Landstown), 16 rebounds (versus Kempsville) and 12 blocks (versus Kempsville) ... Twice selected as the Fall League most valuable player ... Also earned a letter in track and field ... District champion and state qualifier in the high jump during her

CAREER-BEST EFFORTS

#15

**Cathy Martin
Debbie Taylor
Dawn Spruill
Lindsey Brizendine**

Points - 21 (twice)

Rebounds - 18 (12/9/07)

FGM - 9 (2/24/08)

FGA - 15 (12/7/07)

3-PT M - 0

3-PT A - 0

FTM - 5 (thrice)

FTA - 15 (11/29/07)

Assists - 3 (thrice)

Blocks - 7 (2/24/08)

Steals - 5 (12/9/07)

Minutes - 36 (3/6/08)

junior year ... Also finished third in the district in the 200 meters.

Personal

Full name is Tiffany Shante Benson ... Daughter of Quinn and Regina Benson ... Born July 20, 1988 in Cumberland County, North Carolina ... Enjoys singing, hanging out with the roomies, and relaxing.

#3 KELLY HEATH



2007-08

Came on strong at the end of the year, starting 11 of 17 games against conference opponents (started 11 of 25 overall) ... Scored all but six of her points in CAA play, averaging 10.2 points per game ... Scored double-digit points against six-straight opponents in the final two-and-a-half weeks of January ... Closed the streak with her career-best performance, 25 points on 11-19 shooting at home against UNC Wilmington on January 31 ... Scored all of her points the old-fashioned way, including three of four attempts from the free-throw line ... Performance was the best single-game effort for the Tribe all season ... Also had a then-best eight rebounds in the game ... Surpassed that with her first 10-rebound performance at Northeastern ... Just missed a double-double in that game, scoring nine points ... Finished the year with nine double-digit scoring performances.

KELLY HEATH

Guard • 6-0
Suffield, Conn.
Suffield



B.S. Kinesiology '10


2006-07

Played in 11 games ... Averaged 1.2 ppg and 0.5 rpg ... Earned career highs with seven points and three rebounds in the victory against Howard ... Went 3-for-3 from the field versus the Lady Bison ... Totaled six points in the win against Longwood ... Provided a steal in the triumphs against Howard and Norfolk State.

At Suffield

McDonald's All-America nominee in 2006 ... *Street and Smith's* honorable mention All-America selection in 2005 ... Scored 1,399 points during her career, breaking Suffield's previous mark of 1,345 that had stood for 20 years ... Invited to the ABC Elite Camp ... Tabbed in the "Top 100" by *Blue Star Basketball* ... Twice named as an all-state player by the Connecticut High School Coaches' Association, earning the distinction in 2005 and 2006 ... Chosen as the captain of the West Team in Connecticut's Senior All-Star

KELLY HEATH #3



Game ... Poured in a game-high 14 points as she led her squad to victory in the event ... Tabbed by the *Hartford Courant* as one of the "Top 10 Players in Connecticut" ... The newspaper also named her a first-team all-state honoree in 2006 and a second-team selection in 2005 ... Most Valuable Player of the North Central Connecticut Conference in 2005 and 2006 ... Led her team to the NCCC Tournament title in 2005 ... Named to the all-conference team three times ... Earned Suffield's MVP accolades on three occasions ... Averaged 18 points, nine rebounds and three assists per game as a senior ... Also lettered twice as a forward on SHS's soccer team.

#3

**Carolyn McCoy
Lauren Kaplan
Sarah McNeil**


CAREER-BEST EFFORTS

Points - 25 (1/31/08)
Rebounds - 10 (3/2/08)
FGM - 11 (1/31/08)
FGA - 19 (1/31/08)
3-PT M - 2 (2/24/08)
3-PT A - 3 (3/2/08)
FTM - 8 (1/20/08)
FTA - 10 (1/20/08)
Assists - 3 (1/27/08)
Blocks - 1 (four times)
Steals - 3 (1/13/08)
Minutes - 35 (3/2/08)

Personal

Full name is Kelly Elizabeth Heath ... Daughter of William and Nancy Heath ... Born July 30, 1988 in Hartford, Connecticut ... Grandfather Ernest Heath played football at UCLA ... What she enjoys most in life is family, hanging with friends, dancing, and most anything in the great outdoors ... Future goals include playing professional basketball in Europe.

#23 LINDSEY MOLLER



2007-08

Started both of the Tribe's games in Hawai'i, and played in all but two games all year ... Opened her season with a career-high five points against Campbell in the first game ... Scored her first collegiate three-pointer in the game ... Also had two steals and a rebound in the victory ... Scored five points again at Howard in December, adding two assists and two steals to the Tribe effort ... Had a career-high five rebounds in the victory over Georgia State in the first round of the CAA Tournament.

LINDSEY MOLLER

Guard • 5-10

Longmont, Colo.

Longmont



B.B.A. Marketing '10


2006-07

Appeared in 22 games ... Averaged 0.4 ppg and 0.2 rpg ... Tallied two points on four occasions ... Recorded a career-high three rebounds in the win at Georgia State ... Played a career-high 12 minutes in the victory against UNC Wilmington in Williamsburg ... Totaled two points and a steal in the triumph ... Finished the season with four steals.

At Longmont

Lettered all four years at Longmont High School ... Captained the team during her final two seasons ... Selected first-team all-state as a senior ... A honorable mention all-state selection as a junior ... Tabbed to the All-State Academic First Team twice, earning the distinction in 2005 and 2006 ... Named the Northern Conference Player of the Year as a senior ... Invited to play in "The Show VI All-Star Game" ... Also selected to play in the Colorado High School Coaches Association and Colorado Coaches of Girls

LINDSEY MOLLER #23



Sports All-Star games ... Chosen as a first-team all-region honoree in 2005 and 2006 ... Twice named the All-Area Player of the Year ... Finished her career with 1,042 points ... Averaged 18.6 points and 5.0 rebounds per contest as a senior ... Also earned two letters with the track and field team and with soccer ... Helped lead the track and field team to a second-place finish at the 4A state meet in 2005 ... Placed third in the triple jump and fourth in the long jump at the state meet in 2006 ... Finished fifth in those events at the state meet as a junior ... Earned all-conference, all-region and all-area accolades in track and field as a junior and a senior ... Member of the National Honor Society ... Earned the Principal's 4.0 award from 2003-2005 ... Recipient of the AP chemistry award in 2005.

#23

**Debbie Jones
Joyce Franks
Joan Bean
Marianne Campbell
Cheryl Sparks
Tiffany Williamson
Tamara Kaufmann
Andrea Gross**

CAREER-BEST EFFORTS

Points - 5 (twice)
Rebounds - 5 (3/13/08)
FGM - 2 (thrice)
FGA - 5 (12/9/07)
3-PT M - 1 (11/9/07)
3-PT A - 2 (11/9/07)
FTM - 2 (four times)
FTA - 2 (six times)
Assists - 2 (twice)
Blocks - 1 (11/23/07)
Steals - 2 (four times)
Minutes - 30 (1/27/08)

Personal

Full name is Lindsey Nicole Moller ... Daughter of Greg and Susan Moller ... Born May 23, 1988 in Phoenix, Arizona ... Cousin, Adam Templeton, currently plays basketball at Drake ... Enjoys running, hiking, worm farms, spending time with family, whole-grain Lean Pockets, and strawberry short-cake.

#25 KATHERINE DEHENZEL



2007-08

Overcame an injury early in the season to become the team's starting point guard at the end of the year ... Started the last 18 games of the season, and saw action in another five ... Scored in double-figures in four games, including a career-high 12 against Georgia State in the first round of the CAA Tournament ... Also chipped in five rebounds, three assists, and three steals against the Panthers ... Had seven assists and six steals against Georgia State in January ... Tied the second-best single-game performance in school history with eight steals at UNC Wilmington on February 24 ... Also had six assists against the Seahawks ... Averaged 2.4 assists and 2.3 steals per game.

KATHERINE DEHENZEL

Guard • 5-7

Bowie, Md.

St. John's College HS




B.B.A. Business '11

At St. John's College High School

Selected *Washington Post* All-Met Honorable Mention twice (2007, 2005) ... Earned first-team All-WCAC accolades as a senior ... Selected to the Real Basketball Report Senior All-Star Team ... Honorable mention all-conference as a junior ... Named the Bishop Walsh Tournament MVP in 2006 ... Third-team all-conference honoree as a sophomore ... Helped St. John's College HS reach the conference championship game three times, claiming the title in 2004 ... Team compiled a 95-34 record during her four years ... Lettered all four years for head coach Edward Simpson and served as a captain her final two seasons ... Finished her career with 1,076 points ... Averaged 10.7 ppg, 7.0 apg, 6.0 spg and 4.0 rpg ... Shot 85.2 percent from the free throw line during her senior season ... Member of the Fairfax Stars AAU team that finished among the top five at nationals three consecutive seasons ... Best finish came in 2005 when the squad placed second ... Four-year letterwinner on the St. John's soccer team.

KATHERINE DEHENZEL #25



Personal

Full name is Katherine DeHenzel ... Daughter of Robert and Cyndy DeHenzel ... Born June 1, 1989 in Annapolis, Maryland ... Sister played soccer at Concord University ... Father played football at Frostburg State University for a year ... Enjoys soccer, watching football and spending time with family and friends.

#25

Carol Thompson
Pamela Gould
Loree Connolly
Marilyn Gayton
Julie Sommer
Ginny Horner
Katie Neumer

CAREER-BEST EFFORTS

Points - 12 (3/13/08)

Rebounds - 6 (1/24/08)

FGM - 4 (twice)

FGA - 10 (2/14/08)

3-PT M - 2 (thrice)

3-PT A - 4 (1/31/08)

FTM - 3 (1/9/08)

FTA - 3 (twice)

Assists - 7 (1/17/08)

Blocks - 1 (twice)

Steals - 8 (2/24/08)

Minutes - 37 (twice)

#24 KATY OBLINGER



2007-08

Played in 30 of the Tribe's 32 games ... Scored a season-high eight points against UNC Wilmington at home in January ... Had five assists at Longwood in December ... Had five points, two rebounds, and an assist against Georgia State in the CAA Tournament ... Played a season-high 39 minutes against Kentucky in December.

KATY OBLINGER

Guard • 5-5

Altoona, Pa.

Altoona Area



B.A. Sociology '11

At Altoona

Four-year letterwinner at Altoona Area High School, a perennial powerhouse in Pennsylvania's largest division (AAAA) ... One of the top prep guard prospects in the state, she led her team to four consecutive conference championships ... Helped team compile a 76-15 record during her final three seasons ... School record holder for career three-pointers (140) ... Also established the single-season record for three-pointers, connecting on 85 as a senior ... Selected to the All-State Second Team in 2006-07 ... Honored as the Mountain Athletic Conference Player of the Year ... Named to the MAC All-Defensive Team ... Chosen to the *Altoona Mirror* First Team ... Scored a team-best 475 points as a senior, while also leading the squad in assists and steals ... Tabbed as the MVP of the Big John Reilly Classic All-Star Game ... Recipient of the Helen and Bob Hauk scholarship for the team's MVP ... Selected to the *All-Altoona Mirror* Team as a junior ... Also earned a spot on the newspaper's All-Defensive Team ... Twice named Athlete of the



Week by the organization ... Garnered all-tournament accolades at the Great Chevy Shootout in 2005 ... Helped team advance to the western finals of the state championship, the "Final Four" of the PIAA, in 2003-04 ... Led team to the state quarterfinals the following season ... Once sank eight three-pointers in a game, setting a school record.

#24

**Biddy Martin
Karen Taylor
Carol Thompson
Karen Johnson
Nina McIntyre
Jen Sobota**

CAREER-BEST EFFORTS

Points - 8 (1/31/08)
Rebounds - 5 (12/29/07)
FGM - 3 (11/23/07)
FGA - 8 (12/4/07)
3-PT M - 2 (thrice)
3-PT A - 7 (1/27/08)
FTM - 2 (four times)
FTA - 3 (twice)
Assists - 5 (12/7/07)
Blocks - 0
Steals - 3 (2/28/08)
Minutes - 39 (12/4/07)

Personal

Full name is Katlyn Renae Oblinger ... Daughter of Jeffrey and Lisa Oblinger ... Born Sept. 22, 1989 in Altoona, Pennsylvania ... Enjoys spending time with family and friends.

At Massapequa

Won four varsity letters for coach Shari Roessler at Massapequa High School ... Coach Taylor also graduated from Massapequa ... Helped Massapequa to consecutive Nassau County and Long Island Championships in 2005 and 2006, going undefeated both years ... McDonald's All-American nominee in 2008 ... Two-time all-state and all-county ... Twice named All-Long Island by *Newsday* ... Captained the squad her senior year ... Scored over 1,000 points at Massapequa ... Won the Superintendent's Award for Athletic Achievement ... Also lettered for four years in volleyball, captaining the team as a senior ... Twice earned all-state accolades, including first-team honors in 2007 ... Two-time All-Long Island ... Named *Newsday* Player of the Year twice, for Nassau County as a junior and for all of Long Island as a senior ... Three-time all-county honoree, including being named MVP twice ... Once named all-conference ... Named academic all-state in both basketball and volleyball

JANINE ALDRIDGE

Guard • 5-11

Massapequa, N.Y.

Massapequa

#30

Cathy Wilson
Denise Fitzpatrick
Karen Jordan
Cary Cowlbeck
Marilyn Gayton
Kia Butts

B.S. Kinesiology '12

all four years ... Named to the Massapequa Honor Roll all four years ... Also played seven years in the AAU basketball system for the Long Island Lightning and coach Rich Slater.

Personal

Full name is Janine Aldridge ... Born May 7, 1990 in Princeton, New Jersey ... Daughter of Michael and Marie Aldridge ... Father played basketball at Fairfield ... Mother played volleyball at Georgetown ... Uncle, Billy, played baseball at Tennessee ... Cousin, Colin, is a junior on the basketball team at Brown ... Enjoys listening to music, watching movies, and spending time with family and friends.





At Central Catholic

Lettered four years for coach Sandy Dickerson at Central Catholic High School ... Helped CCHS to the state final four every year ... State runner-up in 2004-05 ... Third-place each of the following three years ... Helped lead team to four consecutive conference titles ... Averaged 10 points and six rebounds per game as a junior ... Played in the AAU system with the Oregon Xtreme (one year) and PEBO ... On the latter team, played alongside Tribe teammate Robyn Barton.

#35

**Margie Walsh
Robin Mead
Carolyn McCoy
Cynthia Bailey
Pamela Gould
Cheryl Yarbrough
Mindy Carter**

COURTNEY FLYNN

**Forward • 6-1
Beaverton, Ore.
Central Catholic**

Class of 2012

Personal

Full name is Courtney Anne Flynn ... Born June 16, 1990 in Missoula, Montana ... Daughter of William and Laura Flynn ... Enjoys shopping, music, American muscle cars, and camping.



2007-08

Redshirted.

At David and Mary Thomson

A four-year starter at David and Mary Thomson High School for Head Coach Bryan Pardo ... Ranked in the "Toronto Top 5" ... Selected as a *Toronto Star* All-Star in 2007 ... Averged 21.0 ppg during her career ... Served as a captain and was a three-time team MVP ... Led her team to a 23-10 record as a senior ... Established a single-game school record for points with 35 ... Member of the Canada Drive AAU program ... Honored as the Ontario Cup Most Valuable Player in 2005 ... Also played four years of volleyball and two years of track and field.

ALEIA GLAND

Guard • 5-10

Toronto, Ontario,

Canada

David and Mary

Thompson

#21

Joyce Stokes
Karen Bradshaw
Yolanda Settles
Jessica Muskey
Ornit Shwartz
Lizzie Schiel

B.A. International Relations '11

Personal

Full name is Aleia K. Gland ... Daughter of Mark Smith and Marcie Gland ... Born on April 1, 1989 in Toronto, Ontario, Canada ... Enjoys reading in her spare time.



At Colonial Forge

Earned four varsity letters as a guard and shooting forward for coach Michelle Darley at Colonial Forge High School ... Honorable mention McDonald's All-American in 2008 ... Named honorable mention all-state in 2006-07 by *VirginiaPreps.com* ... Second-team all-district as a freshman ... First-team all-district as a sophomore and junior ... Four-time all-academic honoree ... Also earned two letters as a thrower in track ... District Champion in the shot put indoors in 2007 ... Senior class President, after serving as class Vice President in 2006-07 and Treasurer in 2005-06.

#44

Patty Streets
Linda Richardson
Lizabeth Edwards
Bridget Kealey
Sue Wise
Debbie Wade
Cary Cowlbeck
Jennifer Gates
Lauren Brooker
Kyra Kaylor

CHANEL MURCHISON

Forward • 5-10
Stafford, Va.
Colonial Forge

B.S. Kinesiology '12

Personal

Full name is Chanel Monet Murchison ... Born September 28, 1990, in Springfield, Massachusetts ... Daughter of Jerry and Phillis Fleming ... Enjoys dancing the night away, hanging out with friends, and random, pointless fun.



At St. Annes-Belfield

Attended and played basketball for her last three years at St. Anne's-Belfield School outside of Charlottesville, Virginia ... Honorable mention McDonald's All-American in 2008 ... Named the 2008 Central Virginia Player of the Year by the *Daily Progress* ... Three-time all-state, all-region, and all-conference ... Scored over 1,500 points in only three years ... Averaged 27.3 points, 11.2 rebounds, 5.4 assists, and 4.6 steals per game for the Saints ... In her freshman year, was named first-team All-Bronx and honorable mention all-state in New York.

TAYSHA PYE

Guard • 5-8

Bronx, N.Y.

St. Annes-Belfield

#00

Miatta Thomas
Heidi Siudut

B.B.A. Finance '12

Personal

Full name is Taysha Renae Pye ... Born February 5, 1989 in St. Louis, Missouri ... Daughter of Maurice Pye ... Enjoys socializing and seeing, hearing, and experiencing laughter ... Came to William and Mary because she immediately fell in love with the players and coaches.

CAREER STATS

DANI KELL

YEAR	G/GS	Min-Avg	FG/A	Pct	3FG/A	Pct	FT/FTA	Pct	O/D	Tot-Avg	PF/D	A	TO	Blk	St	Pts-Avg
2005-06	28/28	848-30.3	108/263	.411	22/73	.301	44/65	.677	75/83	158-5.6	57/2	55	72	11	36	282-10.1
2006-07	14/14	445-31.8	70/179	.391	22/75	.293	15/27	.556	33/47	80-5.7	31/1	30	41	5	15	177-12.6
2007-08	30/16	637-21.2	48/152	.316	21/70	.300	23/30	.767	36/51	87-2.9	37/1	43	42	7	18	140-4.7
TOTALS	72/58	1930-26.8	226/594	.380	65/218	.298	82/122	.672	144/181	325-4.5	125/4	128	155	23	59	599-8.3

COURTNEY PORTELL

YEAR	G/GS	Min-Avg	FG/A	Pct	3FG/A	Pct	FT/FTA	Pct	O/D	Tot-Avg	PF/D	A	TO	Blk	St	Pts-Avg
2005-06	15/0	101-6.7	9/20	.450	9/19	.474	0/0	.000	0/5	5-0.3	10/0	7	8	0	5	27-1.8
2006-07	26/7	621-23.5	49/132	.371	37/108	.343	28/35	.800	24/47	71-2.7	35/0	42	61	0	24	163-6.3
2007-08	30/19	823-27.4	78/233	.335	72/193	.373	29/36	.806	23/44	67-2.2	41/0	43	65	1	49	257-8.6
TOTALS	71/26	1545-21.8	136/385	.353	118/320	.369	57/71	.803	47/96	143-2.0	86/0	92	134	1	78	447-6.3

LAUREN AADLAND

YEAR	G/GS	Min-Avg	FG/A	Pct	3FG/A	Pct	FT/FTA	Pct	O/D	Tot-Avg	PF/D	A	TO	Blk	St	Pts-Avg
2005-06	4/0	27-6.8	1/6	.167	0/1	.000	0/1	.000	3/2	5-1.3	2/0	1	6	0	0	2-0.5
2006-07	16/0	107-6.7	9/36	.250	1/7	.143	5/6	.833	7/20	27-1.7	12/0	5	14	0	3	24-1.5
2007-08	26/1	274-10.5	31/82	.378	8/23	.348	7/11	.636	13/40	53-2.0	39/1	11	33	7	12	77-3.0
TOTALS	46/1	408-8.9	41/124	.331	9/31	.290	12/18	.667	23/62	85-1.8	53/1	17	53	7	15	103-2.2

ROBYN BARTON

YEAR	G/GS	Min-Avg	FG/A	Pct	3FG/A	Pct	FT/FTA	Pct	O/D	Tot-Avg	PF/D	A	TO	Blk	St	Pts-Avg
2006-07	26/0	243-9.3	26/61	.426	17/37	.459	1/2	.500	6/21	27-1.0	18/0	6	24	2	8	70-2.7
2007-08	23/3	211-9.2	17/58	.293	11/38	.289	6/12	.500	10/12	22-1.0	10/0	4	13	0	6	51-2.2
TOTALS	49/3	454-9.3	43/119	.361	28/75	.373	7/14	.500	16/33	49-1.0	28/0	10	37	2	14	121-2.5

TIFFANY BENSON

YEAR	G/GS	Min-Avg	FG/A	Pct	3FG/A	Pct	FT/FTA	Pct	O/D	Tot-Avg	PF/D	A	TO	Blk	St	Pts-Avg
2006-07	31/25	747-24.1	74/186	.398	0/0	.000	30/86	.349	75/108	183-5.9	98/5	25	60	67	25	178-5.7
2007-08	32/20	790-24.7	110/250	.440	0/0	.000	47/145	.324	139/120	259-8.1	96/4	22	80	58	36	267-8.3
TOTALS	63/45	1537-24.4	184/436	.422	0/0	.000	77/231	.333	214/228	442-7.0	194/9	47	140	125	61	445-7.1

KELLY HEATH

YEAR	G/GS	Min-Avg	FG/A	Pct	3FG/A	Pct	FT/FTA	Pct	O/D	Tot-Avg	PF/D	A	TO	Blk	St	Pts-Avg
2006-07	11/0	35-3.2	5/11	.455	1/1	.1000	2/4	.500	1/4	5-0.5	2/0	1	6	0	2	13-1.2
2007-08	25/11	418-16.7	74/188	.394	4/12	.333	28/38	.737	20/45	65-2.6	29/0	10	51	4	16	180-7.2
TOTALS	36/11	453-12.6	79/199	.397	5/13	.385	30/42	.714	21/49	70-1.9	31/0	11	57	4	18	193-5.4

LINDSEY MOLLER

YEAR	G/GS	Min-Avg	FG/A	Pct	3FG/A	Pct	FT/FTA	Pct	O/D	Tot-Avg	PF/D	A	TO	Blk	St	Pts-Avg
2006-07	22/0	99-4.5	3/10	.300	0/1	.000	3/4	.750	1/4	5-0.2	14/0	0	6	0	4	9-0.4
2007-08	30/2	234-7.8	7/38	.184	1/5	.200	8/11	.727	6/13	19-0.6	42/0	10	25	1	13	23-0.8
TOTALS	52/2	333-6.4	10/48	.208	1/6	.167	11/15	.733	7/17	24-0.5	56/0	10	31	1	17	32-0.6

KATHERINE DEHENZEL


YEAR	G/GS	Min-Avg	FG/A	Pct	3FG/A	Pct	FT/FTA	Pct	O/D	Tot-Avg	PF/D	A	TO	Blk	St	Pts-Avg
2007-08	23/18	510-22.2	33/98	.337	11/34	.324	20/26	.769	3/47	50-2.2	45/1	56	60	2	52	97-4.2
TOTALS	23/18	510-22.2	33/98	.337	11/34	.324	20/26	.769	3/47	50-2.2	45/1	56	60	2	52	97-4.2

KATY OBLINGER

YEAR	G/GS	Min-Avg	FG/A	Pct	3FG/A	Pct	FT/FTA	Pct	O/D	Tot-Avg	PF/D	A	TO	Blk	St	Pts-Avg
2007-08	30/6	505-16.8	21/73	.288	14/59	.237	11/18	.611	3/33	36-1.2	36/0	41	49	0	20	67-2.2
TOTALS	30/6	505-16.8	21/73	.288	14/59	.237	11/18	.611	3/33	36-1.2	36/0	41	49	0	20	67-2.2

CAREER CAA BOX SCORE

Opponent	GP/GS	MIN	FG-FGA	PCT	3 PT	PCT	FT-FTA	PCT	REB	AVG	AS	BK	ST	P/AVG	
Delaware															
Dani Kell	2/1	65	13-21	.619	5-8	.625	6-8	.750	7	3.5	3	0	0	37/18.5	
Kelly Heath	1/0	24	6-10	.600	0-0	.000	2-3	.667	5	5.0	2	0	3	14/14.0	
Courtney Portell	3/2	88	6-23	.261	5-20	.250	2-2	1.000	8	2.7	4	0	3	18/6.0	
Katherine DeHenzel	1/1	22	2-4	.500	0-2	.000	0-1	.000	2	2.0	3	0	1	4/4.0	
Tiffany Benson	2/2	54	3-7	.429	0-0	.000	1-2	.500	11	5.5	1	6	4	7/3.5	
Lindsey Moller	1/0	1	0-1	.000	0-1	.000	0-0	.000	1	1.0	0	0	0	0/0.0	
Lauren Aadland	1/0	0+	0-0	.000	0-0	.000	0-0	.000	1	1.0	0	0	0	0/0.0	
Drexel															
Dani Kell	5/5	156	14-34	.412	4-13	.308	2-5	.400	27	5.4	6	1	7	34/6.8	
Tiffany Benson	4/2	83	9-21	.429	0-0	.000	6-14	.429	19	4.8	1	4	1	24/6.0	
Kelly Heath	3/2	52	8-24	.333	0-1	.000	2-2	1.000	7	2.3	3	1	3	18/6.0	
Lauren Aadland	2/0	23	3-8	.375	0-2	.000	4-6	.667	10	5.0	0	0	1	10/5.0	
Courtney Portell	4/0	48	2-13	.154	2-13	.154	6-6	1.000	4	1.0	2	1	0	12/3.0	
Katy Oblinger	2/0	39	2-8	.250	2-8	.250	0-1	.000	2	1.0	1	0	1	6/3.0	
Robyn Barton	3/0	22	2-7	.286	1-5	.200	0-0	.000	3	1.0	0	0	1	5/1.7	
Katherine DeHenzel	2/1	41	0-1	.000	0-0	.000	3-4	.750	2	1.0	3	0	4	3/1.5	
Lindsey Moller	3/0	44	1-7	.143	0-2	.000	2-2	1.000	0	0.0	0	0	1	4/1.3	
George Mason															
Kelly Heath	1/0	28	4-13	.308	0-1	.000	4-4	1.000	1	1.0	0	0	1	12/12.0	
Tiffany Benson	4/4	99	11-23	.478	0-0	.000	6-19	.316	29	7.3	4	2	2	28/7.0	
Courtney Portell	4/1	93	6-21	.286	3-14	.214	13-13	1.000	15	3.8	5	0	5	28/7.0	
Dani Kell	4/3	104	9-28	.321	1-9	.111	5-8	.625	18	4.5	11	0	4	24/6.0	
Lauren Aadland	3/0	38	4-11	.364	0-2	.000	0-0	.000	6	2.0	3	0	0	8/2.7	
Robyn Barton	3/0	8	1-5	.200	1-5	.200	0-0	.000	2	0.7	0	0	0	3/1.0	
Katherine DeHenzel	1/1	28	0-4	.000	0-2	.000	1-2	.500	6	6.0	4	0	1	1/1.0	
Lindsey Moller	4/0	15	0-1	.000	0-0	.000	0-0	.000	0	0.0	0	0	1	0/0.0	
Katy Oblinger	1/0	4	0-1	.000	0-1	.000	0-0	.000	0	0.0	0	0	1	0/0.0	
Georgia State															
Dani Kell	5/3	128	20-50	.400	6-17	.353	0-2	.000	20	4.0	6	1	5	46/9.2	
Katherine DeHenzel	2/2	51	5-14	.357	2-5	.400	4-5	.800	8	4.0	10	0	9	16/8.0	
Tiffany Benson	4/4	121	10-28	.357	0-0	.000	8-24	.333	22	5.5	2	5	5	28/7.0	
Kelly Heath	3/0	24	7-12	.583	0-0	.000	1-1	1.000	2	0.7	1	0	1	15/5.0	
Katy Oblinger	1/0	19	1-2	.500	1-2	.500	2-2	1.000	2	2.0	1	0	0	5/5.0	
Courtney Portell	5/2	88	7-21	.333	7-18	.389	2-4	.500	7	1.4	5	0	2	23/4.6	
Lauren Aadland	4/0	16	1-3	.333	1-2	.500	0-0	.000	2	0.5	1	0	1	3/0.8	
Lindsey Moller	4/0	17	0-2	.000	0-0	.000	2-4	.500	8	2.0	1	0	1	2/0.5	
Robyn Barton	3/0	18	0-2	.000	0-2	.000	0-0	.000	0	0.0	0	0	0	0/0.0	
Hofstra															
Courtney Portell	2/0	46	5-9	.556	5-7	.714	0-0	.000	3	1.5	2	0	0	15/7.5	
Tiffany Benson	3/0	68	9-24	.375	0-0	.000	3-8	.375	15	5.0	3	3	1	21/7.0	
Robyn Barton	3/0	32	5-8	.625	3-5	.600	0-0	.000	4	1.3	1	0	3	13/4.3	
Kelly Heath	2/1	22	2-7	.286	0-0	.000	2-2	1.000	3	1.5	1	1	1	6/3.0	
Dani Kell	2/2	52	2-7	.286	0-4	.000	0-0	.000	5	2.5	5	0	4	4/2.0	
Katherine DeHenzel	1/1	22	1-3	.333	0-0	.000	0-0	.000	1	1.0	4	0	4	2/2.0	
Lauren Aadland	3/0	27	0-6	.000	0-1	.000	2-2	1.000	4	1.3	1	0	2	2/0.7	
Lindsey Moller	3/0	5	0-0	.000	0-0	.000	0-0	.000	0	0.0	0	0	0	0/0.0	
Katy Oblinger	1/0	21	0-1	.000	0-1	.000	0-2	.000	3	3.0	2	0	3	0/0.0	
James Madison															
Dani Kell	5/4	134	19-46	.413	4-13	.308	16-19	.842	21	4.2	8	1	2	58/11.6	
Courtney Portell	4/2	114	8-23	.348	5-20	.250	0-0	.000	8	2.0	5	0	2	21/5.3	
Tiffany Benson	5/3	109	10-32	.313	0-0	.000	6-15	.400	31	6.2	2	5	3	26/5.2	
Lindsey Moller	5/0	46	1-5	.200	0-0	.000	0-0	.000	0	0.0	1	0	1	2/0.4	
Robyn Barton	5/0	15	0-1	.000	0-1	.000	0-0	.000	1	0.2	0	0	1	0/0.0	
Lauren Aadland	3/0	11	1-3	.333	0-1	.000	0-0	.000	2	0.7	0	1	0	2/0.7	
Kelly Heath	3/2	30	2-7	.286	1-2	.500	0-0	.000	4	1.3	0	0	0	5/1.7	
Katy Oblinger	3/0	31	1-4	.250	1-4	.250	0-0	.000	2	0.7	0	0	3	3/1.0	
Katherine DeHenzel	3/3	87	8-24	.333	3-5	.600	2-2	1.000	7	2.3	5	0	8	21/7.0	
Northeastern															
Tiffany Benson	3/1	76	14-29	.483	0-0	.000	10-14	.714	26	8.7	5	8	2	35/11.7	
Kelly Heath	2/2	57	9-25	.360	1-3	.333	1-2	.500	11	5.5	1	1	1	20/10.0	
Courtney Portell	3/1	89	5-18	.278	4-15	.267	6-7	.857	8	2.7	1	0	4	20/6.7	
Dani Kell	3/3	82	6-26	.231	0-10	.000	2-3	.667	11	3.7	9	0	1	14/4.7	
Katherine DeHenzel	2/2	45	2-10	.200	0-4	.000	2-2	1.000	2	1.0	2	0	7	6/3.0	
Katy Oblinger	3/1	31	2-4	.500	2-4	.500	0-0	.000	3	1.5	3	0	1	6/3.0	
Lauren Aadland	1/0	11	0-2	.000	0-1	.000	2-2	1.000	1	1.0	1	0	0	2/2.0	
Lindsey Moller	3/0	21	0-2	.000	0-0	.000	0-1	.000	2	0.7	0	0	1	0/0.0	
Robyn Barton	1/0	5	0-1	.000	0-0	.000	0-0	.000	0	0.0	0	0	0	0/0.0	
Old Dominion															
Kelly Heath	3/1	54	11-30	.367	0-1	.000	8-10	.800	10	3.3	2	0	2	30/10.0	
Tiffany Benson	4/3	110	12-31	.387	0-0	.000	2-10	.200	37	9.3	4	9	3	26/6.5	
Dani Kell	4/3	112	7-30	.233	2-9	.222	4-7	.571	17	4.3	8	1	5	20/5.0	
Courtney Portell	4/2	101	5-10	.500	5-10	.500	0-0	.000	6	1.5	3	0	4	15/3.8	
Katherine DeHenzel	2/2	36	2-9	.222	1-2	.500	0-0	.000	5	2.5	3	0	1	5/2.5	
Lindsey Moller	2/0	22	0-2	.000	0-0	.000	2-2	1.000	3	1.5	1	0	3	2/1.0	
Lauren Aadland	4/0	8	1-3	.333	0-1	.000	0-0	.000	2	0.5	2	0	0	2/0.5	
Katy Oblinger	2/0	12	0-2	.000	0-1	.000	0-0	.000	0	0.0	2	0	1	0/0.0	
Robyn Barton	1/0	4	0-0	.000	0-0	.000	0-0	.000	1	1.0	0	0	0	0/0.0	
Towson															
Dani Kell	4/3	117	12-32	.375	6-13	.462	3-4	.750	19	4.8	8	1	4	33/8.3	
Courtney Portell	4/1	79	6-23	.261	5-16	.313	5-6	.833	9	2.3	3	0	2	22/5.5	
Kelly Heath	3/1	43	6-17	.353	0-1	.000	0-2	.000	5	1.7	0	0	0	12/4.0	
Lauren Aadland	1/1	14	2-5	.400	0-1	.000	0-0	.000	3	3.0	0	1	1	4/4.0	
Katherine DeHenzel	2/1	43	2-7	.286	1-3	.333	0-1	.000	5	2.5	7	0	4	5/2.5	
Tiffany Benson	3/0	40	3-7	.429	0-0	.000	1-3	.333	7	2.3	0	4	2	7/2.3	
Katy Oblinger	2/1	37	1-4	.250	1-4	.250	0-0	.000	2	1.0	3	0	1	3/1.5	
Robyn Barton	2/0	15	0-3	.000	0-2	.000	0-0	.000	0	0.0	0	0	0	0/0.0	
Lindsey Moller	2/0	9	0-0	.000	0-0	.000	0-0	.000	0	0.0	1	0	0	0/0.0	
UNC Wilmington															
Kelly Heath	2/2	60	16-31	.516	2-3	.667	6-8	.750	11	5.5	0	0	1	40/20.0	
Tiffany Benson	4/2	106	17-36	.472	0-0	.000	5-16	.313	29	7.3	5	12	6	39/9.8	
Katherine DeHenzel	2/2	58	3-8	.375	2-5	.400	4-4	1.000	5	2.5	12	1	10	12/6.0	
Dani Kell	4/4	100	7-21	.333	1-8	.125	7-7	1.000	10	2.5	5	1	4	22/5.5	
Courtney Portell	4/1	67	6-14	.429	4-12	.333	2-2	1.000	4	1.0	6	0	4	18/4.5	
Katy Oblinger	2/0	22	2-7	.286	2-7	.286	2-6	.333	1	0.5	2	0	1	8/4.0	
Robyn Barton	3/0	16	2-4	.500	2-4	.500	0-0	.000	1	0.5	1	0	0	6/2.0	
Lindsey Moller	4/0	36	3-6	.500	0-0	.000	0-0	.000	3	0.8	0	0	1		



COACHES

DEBBIE TAYLOR	42-43
MEG BARBER	44
LIZZIE SCHIEL	45
JEWONDA BRIGHT	46
ADMINISTRATIVE SUPPORT	47-48

Tribe

DEBBIE TAYLOR

Having guided the William and Mary women's basketball team through the best three-year stretch in program history, head coach Debbie Taylor enters her 10th year at the helm of the Tribe as the winningest coach in school history and on the cusp of earning her 100th career victory.

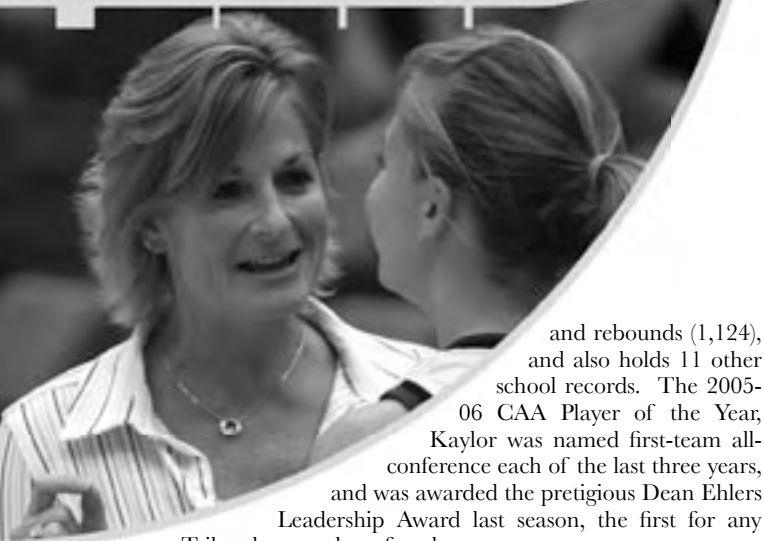
Under her direction, W&M has produced outstanding scholar-athletes both on the court and in the classroom. Last season was illustrative of this, with two players graduating with more than 1,000 career points and the Tribe reaching the quarterfinal round of the CAA Championships for the second year in a row.

One of the top players in the program's history, Kyra Kaylor's success throughout her career is a testament to Taylor's ability to recruit and develop outstanding talent. Kaylor graduated as the school's all-time leader in points (1,873)



DEBBIE TAYLOR
Head Coach
B.S. Kinesiology
William & Mary '86

Coach of the Year
2005-06
Colonial Athletic Assoc.
W&M Alumni Assoc.



and rebounds (1,124), and also holds 11 other school records. The 2005-06 CAA Player of the Year,

Kaylor was named first-team all-conference each of the last three years, and was awarded the prestigious Dean Ehlers Leadership Award last season, the first for any Tribe player male or female.

The Dean Ehlers award, first presented following the 2004-05 season, is named in honor of a former James Madison athletics director, and is awarded each year to a male and female basketball player in the CAA who best exemplifies the highest standards of leadership, integrity, and sportmanship both on and off the court.

Devin James also graduated last spring after helping lead the Tribe to aver-

age 16 wins over the final three years of her career. Surpassing the 1,000-point barrier in the first game of her senior campaign, James finished her career with 1,348 points, the fifth-highest total in school history.

Two returning players have been a large part of the Tribe's success and will be counted on by Taylor to ensure that the high-level of play characteristic of the team over the past several years continues in 2008-09. Courtney Portnell took, and made, more three-point shots than any other player in school history as a junior (72-193), including making seven of the high-reward shots in each of three consecutive games in December.

Tiffany Benson continued to build off of her outstanding freshman season with arguably an even more impressive season as a sophomore. Named to the all-defensive team, Benson recorded 58 blocks, ranking second both in the conference and on the Tribe's all-time season totals list. She also led the CAA with 139 offensive rebounds, and ranked fourth in the conference with 259 total rebounds.

The 2007-08 squad won 14 games, the third-straight season with double-digit wins, and between individual and team performances the squad set 20 school records. The win against Georgia State on January 17 made Taylor the winningest coach in school history with 93 career victories, and she would finish the season with 99 wins, setting the stage for a historic 2008-09.

In 2006-07, W&M won 19 games, the second-most in school history, and three members of the Tribe were recognized with all-conference honors. Highlighting the group was forward Kyra Kaylor, who was selected to the All-CAA First Team for the second consecutive season. Honored as the CAA Player of the Year as a sophomore, Kaylor proved to be one of the conference's elite players once again in 2006-07. The Pittsburgh, Pa., native averaged 14.8 ppg and 9.1 rpg, while ranking among the league's best in numerous categories.

Under Taylor's tutelage, forward Tiffany Benson had an outstanding rookie season and developed into one of the league's top defensive players, as she was chosen as a member of the CAA All-Rookie Team. An outstanding shot blocker, the Virginia Beach, Va., native established a single-season school record with 67 blocks, a total that ranked fourth on W&M's career list. Benson's selection marked the eighth time in the last nine years that one of Taylor's players has garnered all-rookie accolades.

While the honors poured in for its work on the hardwood, the Tribe also produced impressive results in the classroom. Guard Sarah Stroh distinguished herself by being named to the CAA All-Academic First Team for two consecutive years. Stroh started all 31 games for W&M at the point and ranked seventh in the conference in assists (3.8 apg). A steady player throughout her four years at the College, she finished her career as the school record holder for games played (115), which currently ranks third behind Kaylor (124) and James (119).

Undoubtedly, the individual honors were impressive, but what the team accomplished collectively during the 2006-07 season was far more significant. The Tribe posted the second-most victories in school history (19) to earn consecutive winning seasons for the initial time as a Division-I program. Additionally, W&M recorded 10 regular-season conference triumphs and secured consecutive double-digit league win totals for the first time. Statistically, the Tribe established itself as one of the nation's top defensive teams by limiting the opposition to just 35.5 percent shooting, a figure that ranked 13th in the country. Offensively, the squad was incredibly effective beyond the arc and ranked 23rd in three-pointers made per game (6.3) and 26th in three-point field goal percentage (36.0).

The success of 2006-07 built upon what was accomplished during the 2005-06 campaign. That edition of the Tribe earned the nation's second-best turnaround (+11 wins) and registered the program's best record at 15-13 since the 1998-99 season. Additionally, the Green and Gold's 11 conference victories were a school record, besting the previous mark of nine.

Many of the Tribe's accomplishments in 2005-06 were products of the hard work and dedication put in during the previous year. While the 2004-05 campaign was mired by a slew of injuries, it provided younger players with an immediate opportunity to gain valuable experience. Though the hard work did not lead to immediate results in the win column, Taylor's guidance played an integral role in building the foundation for the Tribe's success the following two seasons.

During the 2003-04 season, Tribe fans were witnesses to what lay ahead as Kaylor emerged as one of the league's top rookies. Despite the team's 11-20 record, Kaylor finished the season ranked among league leaders in scoring (10th), total rebounds (sixth), field goal percentage (fourth), steals

DEBBIE TAYLOR

(10th) and defensive rebounds (fourth). Her efforts did not go unrecognized, as she was a third-team All-CAA selection and was tabbed to the conference's all-rookie team.

Under Taylor's tutelage, guard Jen Sobota finished her career in 2003 as one of the top players in school history. Sobota broke nine school career records, including points scored with 1,511 and games played and started (113).

In 2002-03, Taylor's recruiting efforts landed the No. 30-ranked class in the nation. The group included Dominique Lewis, who was named to the CAA All-Rookie Team after finishing the year averaging 5.3 ppg and 4.4 rpg. Also in the class that started in 2002-03 was current assistant coach Lizzie Schiel, who graduated in 2006 ranked fifth or better in the school record books in six separate categories.

In 2001-02, Taylor's third season in Williamsburg, she guided the College to 12 wins for only the eighth time in school history. The run-and-gun offense produced 67.4 points per contest, third-highest in the league, up from a 47 points per game effort during Taylor's first year. For the third straight season, a Tribe freshman garnered all-rookie honors, as guard Kia Butts was selected to the team. Butts was also the Tribe's top man-to-man defender, drawing the assignment of the opponent's top scorer.

Along with Butts, the College's dynamic duo of guards Sobota and Jami Lange were the sparkplug behind the 12 wins, as the two "J's" were the only teammates in the CAA to finish the season in the top 10 in scoring. Sobota finished the year sixth in the league with a 13.8 scoring average, two-tenths of a point behind league player of the year Lucienne Berthieu, while Lange was the CAA's 10th-leading scorer at 13.3 points per game.

In her second year at the helm of the Tribe program, Taylor helped guide William and Mary to a number of firsts. For the initial time, the College placed three players on all-conference teams, with two players earning second-team All-CAA status (Jen Sobota, Quintina Walker) and a third to the all-rookie team (Ornit Shwartz). That was the first time since 1996 that a Tribe player had been selected to an All-CAA team. Also, W&M won its first CAA post-season game in five years, defeating VCU in the conference quarterfinals. Additionally, the squad had three CAA Player of the Week recipients, tying for the most in the league.

Taylor, a 1986 graduate of the College, is the fourth Tribe head coach since the program went to the Division I level in 1984.

"This is a very exciting time for Tribe women's basketball," Taylor said at the time. "This program has tremendous potential and we are just beginning to take off. We are really building something special here. It is exciting to work with and recruit the quality of student-athlete that the school attracts. I love our players. They are a great group of people with strong character and tireless work ethic. I am fortunate every day to be around such a unified group who have the ability to balance the demands of high level basketball and prestigious academics."

During her first season, Taylor implemented Team Tribe, a kids' club that provides fan support for women's basketball and volleyball. In nine years, Team Tribe has grown to more than 450 members.

According to Taylor, "Community support is vital to our team's success. Team Tribe provides our players with an opportunity to act as role models for young people in the Williamsburg area." She also believes that her players should maximize their education and potential both on and off the court.

"William and Mary basketball is about unity, about family, about personal growth," Taylor said. "It is the goal of the coaching staff to create an environment that provides an opportunity for our players to challenge themselves academically, athletically and personally. It is also our goal to build a national-caliber program with highly motivated student-athletes through which we will help reinforce and develop the skills necessary for their success after college."

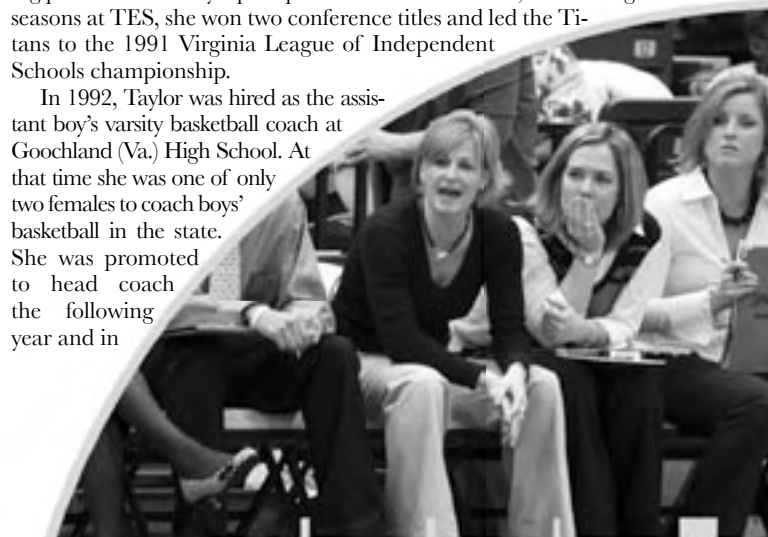
A former Tribe letterwinner in both basketball and lacrosse, Taylor arrived in Williamsburg on June 1, 1999 after a two-year stint in the Southeastern Conference as an assistant coach at the University of South Carolina. While in Columbia, she organized and coordinated the Gamecocks recruiting efforts and worked with the Gamecock guards.

In 1998, under her direction, South Carolina signed the seventh-best recruiting class in the country according to the *All-Star Girls Report*, which included guard Shaunzinski Gortman, who was a first-round draft pick of the WNBA's Charlotte Sting in 2002. Gortman, one of the toughest man-to-man defenders in the country during her career, was the first SEC player selected in the draft that year.

That 1998 recruiting class led the Gamecocks to the Elite Eight of the NCAA Tournament as seniors in 2001-02 en route to posting a school-best 25-7 record and final ranking of sixth in the national polls. Taylor joined the South Carolina staff in April of 1997 after spending two years as an assistant coach at West Virginia University.

Upon graduation from William and Mary, Taylor accepted her first coaching position at Trinity Episcopal School in Richmond, Va. During her six seasons at TES, she won two conference titles and led the Titans to the 1991 Virginia League of Independent Schools championship.

In 1992, Taylor was hired as the assistant boy's varsity basketball coach at Goochland (Va.) High School. At that time she was one of only two females to coach boys' basketball in the state. She was promoted to head coach the following year and in



One of only two coaches in the CAA to coach players to win Player of the Year, Defensive Player of the Year, and the Dean Ehlers Leadership Award.

BY THE NUMBERS

- 1 - CAA COACH OF THE YEAR
- 1 - CAA PLAYER OF THE YEAR
- 1 - CAA DEFENSIVE PLAYER OF THE YEAR
- 1 - DEAN EHLERS AWARD WINNER
- 8 - CAA ALL-ROOKIE SELECTIONS
- 24 - TOTAL ALL-CAA SELECTIONS

2002-03 recruiting class ranked No. 30 in the nation.

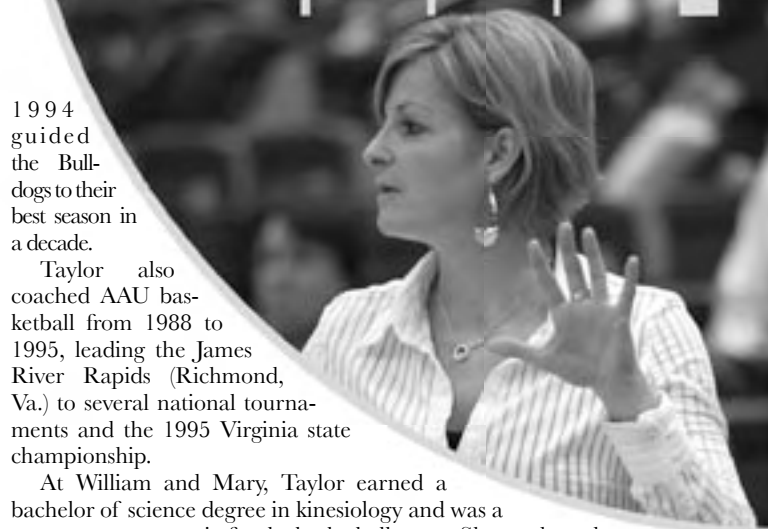
Coached eight CAA All-Rookie selections in nine years.

1994 guided the Bulldogs to their best season in a decade.

Taylor also coached AAU basketball from 1988 to 1995, leading the James River Rapids (Richmond, Va.) to several national tournaments and the 1995 Virginia state championship.

At William and Mary, Taylor earned a bachelor of science degree in kinesiology and was a two-year team captain for the basketball team. She graduated as the College's all-time leader in career assists and steals.

Taylor, who resides in Williamsburg, enjoys boating, reading, playing the piano, and visiting with her family in her spare time. She has four sisters: Laurie, Kathy, Pam and Jennifer; four nieces: Kaitlyn (21), Olivia (8), Alexis (5) and Eden (3); and two nephews: Kenny (18) and Roman (8). She is the daughter of Ed and Ruth Taylor of Fredericksburg, Virginia.



MEG BARBER

Having helped guide William and Mary to the best three-year stretch in school history, Meg Barber enters her fourth year on Debbie Taylor's staff and second as the top assistant. Barber serves as the recruiting coordinator and is responsible for scouting, working with the post players, scheduling, assisting with conditioning, and practice planning.

Prior to joining the Tribe staff, she spent three seasons at Utica College in New York as an assistant coach. At Utica, Barber was responsible for film breakdown and scouting, as well as coordinating recruiting visits. Additionally, Barber monitored Pioneer student-athletes in their academic progress, while assisting in game scheduling. She was also responsible for a variety of communications activities and was the co-director for the Utica College Girls

MEG BARBER
Assistant Coach
B.A. Economics
NYU '02



Basketball Camp from 2002 to 2004.

Barber is a 2002 graduate of NYU with a bachelor of arts degree in economics. A four-year member of the Violets women's basketball squad, she helped lead the team to NCAA Elite Eight appearances in 1999 and 2001, as well as two ECAC Metro Championships. She was named the ECAC Metro Most Outstanding Player in the 2000 and 2002 seasons. Barber's coaching experience is complimented by her standout playing career at New York University. Barber played in every game during her four-year career, starting in all but two of those games. She is ranked seventh on the Violets' career scoring list with 1,228 points.

A native of Hoosick Falls, N.Y., and a fan of the New York Giants and New York Mets, Barber resides in Williamsburg.

LIZZIE SCHIEL



After a successful playing career at the College from 2002-06, Lizzie Schiel returned to William and Mary in 2007 and now begins her second year assisting Taylor on the sidelines.

While Schiel is instrumental in all aspects of the Tribe program, her primary responsibilities include assisting with the development of the guards, scouting opponents, and recruiting. Additionally, she oversees the strength and conditioning program, and assists with the coordination of marketing efforts.

A four-year letterwinner with the Tribe, Schiel established herself as one of the top guards in the program's history and finished her career ranked among W&M's top 10 in seven categories. An outstanding long-range shooter, she ranked fourth all-time in three-



LIZZIE SCHIEL
Assistant Coach
B.B.A. Marketing
B.A. Art
William & Mary '06

point field goals made (154) and in three-point shooting percentage (.333). Her best season came as a senior when she averaged 9.8 ppg and 4.0 rpg. Her 60 three-pointers that year nearly set a single-season school record, while she connected on 39.7 percent of her attempts from beyond the arc.

Following her graduation from the College in 2006, Schiel worked in marketing for Oppenheimer Funds in Manhattan. A native of Wayne, Pennsylvania, she graduated from the College in 2006 with degrees in marketing and art.

Schiel's older brother, Andrew, played basketball at Amherst College and was a first-team All-American for the Lord Jeffs.

Jewonda Bright joins the Tribe this year as an assistant coach after spending the previous three years in the same capacity at Monmouth University. Her duties with the Tribe include helping to develop the post players, recruitment, publications, and coordinating the TEAM TRIBE program.

Bright spent three years on the staff for Monmouth, and was responsible for such duties as film exchange, running Monmouth's summer camps, liaising with the academic advising office, and alumnae relations. Also primarily responsible for the Hawks' frontcourt, her charges in 2006-07 led the Northeast Conference with a +6.1 rebounding margin and averaged 41.0 rebounds per game en route to an 18-13 record.

A standout player for three years at Monmouth, Bright started every year at center. As a sophomore, she led the NEC with a .579 shooting percentage, the seventh-best mark in conference history. As a senior, Bright earned second-team all-conference honors while leading

JEWONDA BRIGHT **Assistant Coach** **B.S. Biology** **Monmouth '04**



Monmouth to the league championship game. Scoring 10 points and pulling in six rebounds in what ultimately proved to be a losing effort, Bright was named to the all-tournament team after averaging 14 points and 6.3 rebounds in three tournament games.

Bright originally attended Delaware State, earning all-rookie honors from the MEAC after leading the Hornets with 10.3 points and seven rebounds per game. Her prep career was spent just down I-64 at Norview High School in Norfolk, where she led the team to back-to-back district titles and a 35-11 record her junior and senior years. As a senior, Bright earned first-team all-district and second-team all-state honors after averaging 19 points, 12 rebounds, and four blocks per game.

Bright graduated from Monmouth in 2004 with a bachelors degree in biology. She is also pursuing a Master's degree in criminal justice from Monmouth, and is on-pace to graduate in May of 2009. Bright is also the proud and loving aunt of three; Da'Jah (11), Aysia (6), and Indiya (5).

Will Ingersoll begins his first year as the Tribe's Director of Basketball Operations in 2008-09, after spending three years as a student assistant on Taylor's staff. His responsibilities include helping run the film exchange and assisting with travel coordination.

As an undergraduate, Ingersoll served a practice player for the Tribe and assisted the team with various drills. He also organized the scout team for W&M. Outside of his time with the team, Ingersoll was a four-year starter on the W&M club basketball team. Prior to attending the College, he played basketball for four years at Standley Lake High School in Denver, Colorado.

A 2008 graduate with a major in finance and concentration in accounting, Ingersoll is enrolled in the MBA program at the Mason School of Business.



WILL INGERSOLL
Director of Basketball Operations
B.B.A. Finance
William & Mary '08

Claudette Canady, a former all-district basketball player and MVP at West Point High School in Virginia, has been the administrative assist for Tribe basketball for 20 years. She is a 1976 graduate of Rappahannock Community College.

Canady comes from an athletic family, where both parents played basketball and her father, Charles, also played football at Huntington High School and in the U.S. Army. Her brother "Duke" Thorpe played pro basketball overseas after an outstanding career at Virginia Tech. Her sister, Lisa, also had a fine basketball career at West Point High. The tradition continued as Canady's daughter, Leslie, and nephew, Andre, graduates of the University of Richmond and Bridgewater College, respectively, both played basketball, while Andre also played football and ran track.

Claudette has traveled in the past with the Tribe to Hawaii (1991 and 1999), New Orleans, Kansas, Texas, California, Arizona and New Mexico.

Outside of basketball, she enjoys cooking, sewing, is the clerk and secretary of her church and sings in the church choir.



CLAUDETTE CANADY
Administrative Assistant
A.A. Rappahannock Community College '76

Jacob Skipper '05, now in his eighth year at the College, was promoted to Associate Sports Information Director during the summer of 2008.

A student worker in the Sports Information Department through all four years of his undergraduate study at W&M, Skipper had spent the previous three years as the Intern, with responsibility for the Tribe's nationally-prominent track and field and cross country programs, as well as the swimming and diving programs and the golf programs.

In his current position, Skipper handles statistical and media duties for the volleyball, baseball, and women's soccer teams in addition to women's basketball.

A 2005 graduate with a BBA in Operations and Information Systems, Skipper's interests include reading, especially histories and topics in education and business, web and database development, and rummaging through the Tribe archives.



JACOB SKIPPER
Associate Sports Information Director
B.B.A. Operations & Information Systems
William & Mary '05



STEVE COLE

Associate AD, Internal Operations
M.Ed. Sports Medicine
Virginia '78

Steve Cole enters his 26th year at the College of William and Mary, with the previous 25 at the helm of the W&M Sports Medicine program. This summer, Cole assumed the role as the Associate Athletics Director for Internal Operations, overseeing nearly every facet of the department's daily operation. His administrative responsibilities include monitoring financial matters, coordinating the scheduling of athletic events and facilities, and supervision of coaches and staff.

A certified athletic trainer (BOC) and strength and conditioning specialist (NSCA), Cole graduated from West Virginia University in 1976 with a bachelor's degree in physical education and athletic training. He subsequently earned a master's degree in sports medicine in 1978 from the University of Virginia.

In the summer of 2006, the National Athletic Trainers Association recognized Cole as the College/University National Athletic Trainer of the Year. In 1997, Cole received his 25-year membership pin from NATA. He was also recognized for his service to the profession, receiving the Athletic Trainer Service Award, one of only three recipients from the Mid-Atlantic

Region. In 2000, Cole was honored by the College for his many years of service to William and Mary with the recognition as an honorary alumnus.

A true fitness buff, Cole is an exemplary model for all the athletes. He is an avid competitor who has participated in a variety of triathlons since 1980, spending countless hours of his spare time in training. Cole resides in Williamsburg with his wife Lonna, 10-year old daughter Sydney Janae, and five-year-old daughter Jahnessa Yaxin.



PAMELA MASON

SWA/Asst. AD, Comp. & Ed. Svces
M.B.A., J.D.
William & Mary '00

Pamela Mason took over full time duties of the College's compliance office on April 1, 2006, and she was promoted to Assistant AD for Compliance and Educational Services in July 2008. Previously, she served as the Associate Director of Development for two years.

Under Mason, the compliance office works with the NCAA Eligibility Center to determine initial eligibility of all incoming freshmen and continues to monitor student-athlete eligibility throughout their college careers. Mason is also responsible for educating all student-athletes, coaches and staff to the NCAA rules.

Mason graduated from Southern Methodist University in 1994 as a marketing major, with a minor in psychology. She continued her education at the College and earned a law degree and an MBA in four years (1996-2000). She is a member of the Bar in both Virginia and North Carolina.

A native of Marion, Ohio, Mason brings a diverse range of athletic administrative experience to the posi-

tion. Prior to arriving in Williamsburg, Mason worked as the Assistant Director of Compliance at James Madison University from 2003-04, where she assisted in many facets of the department's day-to-day operations. Mason served as the primary Compliance Officer and Sports Information Director for the University of North Carolina, Pembroke during the 2001 and 2002 athletic seasons.

Her first position out of college came with the NFL's Dallas Cowboys, as she served as the Marketing and Media Relations Assistant with the team's nationally acclaimed cheerleading squad from 1993-96. A varsity cheerleader at SMU, Mason also served a three-year stint as William and Mary's cheerleading coach while she was pursuing her graduate degrees.

Mason and her husband, Monty, a 1989 graduate of the College and chairman of the Tribe Club, reside in Williamsburg with their daughter, Taylor Anne.



JASON SIMMS

Dir. of Academic Support Svces
M.Ed. Guidance and Counseling
Md.-Eastern Shore '02

As Coordinator of Academic Support, Jason Simms acts as an academic advisor to the College's varsity athletes and is currently in his second year at William and Mary. Simms assists student-athletes in maintaining excellence in the classroom, scheduling classes, and assisting in future planning.

Simms brought a diverse background to the William and Mary Athletic Department from his work at Salisbury University. He acted as the Associate Dean of Admissions as well as the Director of Minority Recruitment. In regards to athletics, Simms worked as the Admissions Athletics Liaison and an Assistant Men's Basketball Coach for the SU Sea Gulls.

As an assistant basketball coach for Salisbury University, Simms advised and scheduled classes for athletes during registration periods, monitored mandatory study hall sessions, and provided academic guidance throughout the semester for athletes. During his work as the admissions-athletic liaison, he coordinated relationships between teams, coaching staff, and the enrollment management, as well as assisted the Director of Athletics with NCAA compliance and eligibility requirements.

Simms was also a member of the Board of Directors for Kids of Honor in Cambridge, Md., providing guidance to elementary and middle school-aged first generation college-bound students.

Simms attended Frostburg State University, graduating in 1994 with a B.S. in Business Administration. An excellent student athlete himself, he was a member of both the basketball and baseball teams at FSU from 1990-1994. He acted as team captain of the basketball team during the 1993-1994 season and received the team MVP award. Simms also captained the baseball team during the 1994 season while earning the baseball team MVP award in 1993 and 1994.

He earned his Masters of Education in Guidance and Counseling in 2002 from the University of Maryland - Eastern Shore. Since then Simms has been a member and college delegate representative for the Potomac and Chesapeake Association of College Admission Counseling as well as an active member of the National Association of Athletic Academic Advisors (N4A).

Simms resides in Williamsburg and enjoys working out and playing golf in his spare time.



J.C. POUTSMA

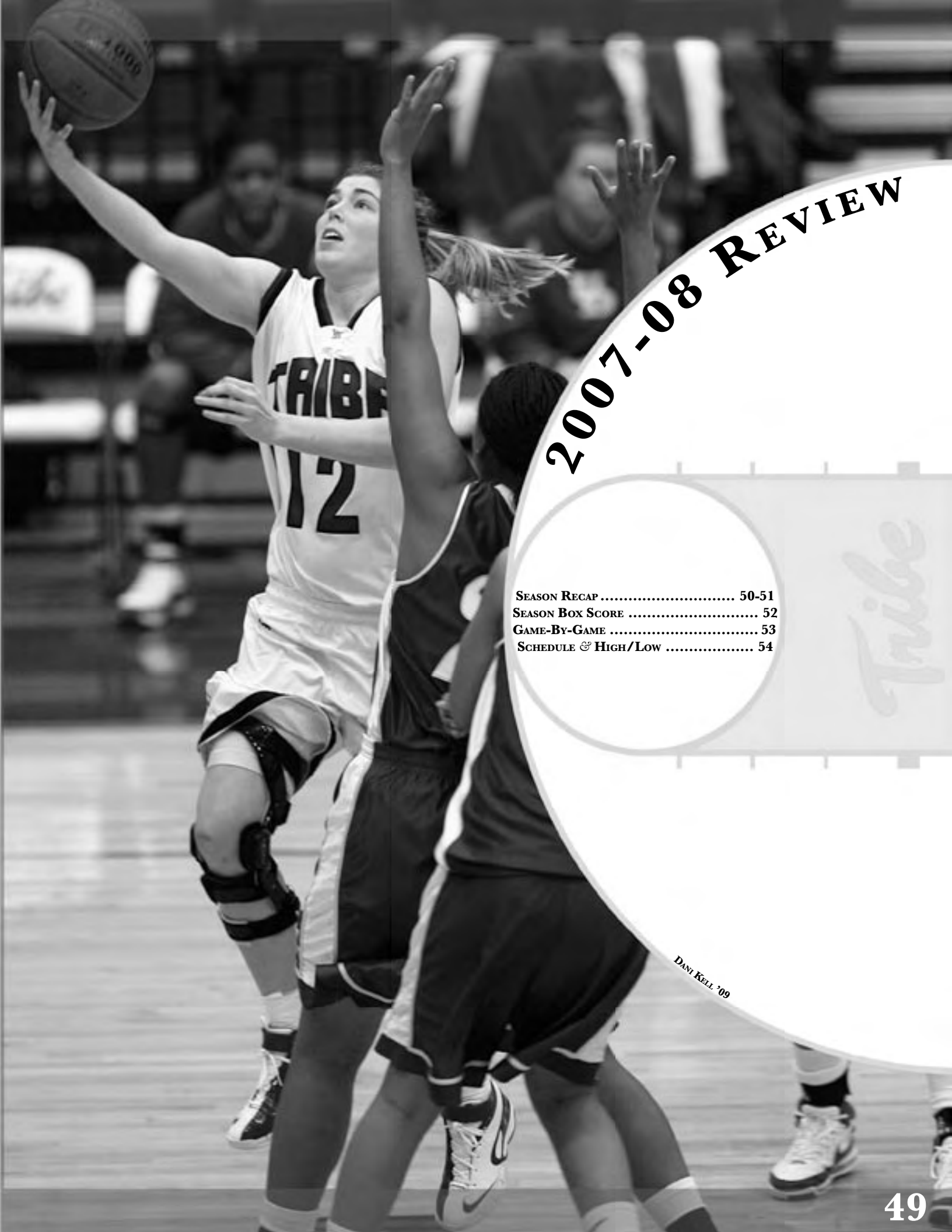
Margaret Hamilton Prof. of Chemistry
Ph.D. Physical Chemistry
Purdue '97

J.C. Poutsma grew up in Oak Ridge, Tenn., and attended Furman University, where he received a B.S. in Chemistry in 1991. He obtained a Ph.D. in Physical Chemistry from Purdue University in 1997.

After a two year post-doctoral research appointment at Stanford University, he joined the faculty of William and Mary in 1999 as an Assistant Professor. He was promoted to Associate Professor with tenure in 2005.

He teaches general, analytical, physical, and computational chemistry classes and his research interests include energetics of amino acids and fragmentation studies of small peptides.

J.C. began serving as women's basketball faculty liaison during the 2006-2007 academic year. He has been a fan of women's basketball dating back to his high school days in Tennessee, where he went to high school with former WNBA star and U.S. Olympian Jennifer Azzi.



2007-08 REVIEW

SEASON RECAP	50-51
SEASON BOX SCORE	52
GAME-BY-GAME	53
SCHEDULE & HIGH/LOW	54

Tribe

DANI KELL '09

2007-08 SEASON REVIEW


Final Record: 14-18
CAA Record: 7-11
Home Record: 4-8
Road Record: 6-8
Neutral Record: 4-2

Tribe Reaches CAA Quarterfinals

William and Mary found its way to the quarterfinal round of the CAA Championships for the second consecutive year, defeating Georgia State convincingly 82-60 before bowing out against James Madison, 53-46. In the 13 seasons that the CAA has had four rounds of games, it was the seventh time that the Tribe had reached the quarterfinal round. Only the teams from 1992-93 to 1994-95 had more consecutive seasons winning at least one game in the conference tournament (three).

Ashleigh Akens Honored as a CAA Legend

One of the greatest players in the program's history, Ashleigh Akens was chosen as a 2008 CAA Legend. Akens, who starred for the Tribe from 1990-94, was a three-time All-



CAA honoree. She is one of just two players in school history to total more than 1,300 points and 900 rebounds. Additionally, she ranks among the top 10 in eight career categories at the College.

Kaylor Earns Dean Ehlers Leadership Award

Kyra Kaylor was honored with the Dean Ehlers Leadership Award at the 2008 CAA Awards Banquet. The award is presented annually to the basketball student-athlete who "embodies the highest standards of leadership, integrity and sportsmanship in conjunction with her academic athletic achievement." The award is named in honor of former JMU Director of Athletics Dean Ehlers.

Kaylor & Benson Earn All-CAA Honors

Kyra Kaylor and Tiffany Benson were honored at the 2008 CAA Awards Banquet for their outstanding play in 2007-08. Kaylor was chosen to the all-conference first team for the third consecutive season, while Benson was chosen to the All-Defensive Team. Kaylor was also chosen to the All-Academic Second Team.

Lowe's Senior Class Award

Kyra Kaylor was selected as one of 30 candidates for the 2007-08 Lowe's Senior Class Award. The honor is presented annually to the nation's top senior player who exemplifies the total student-athlete, which focuses on the "Four C's" of classroom, character, community and competition.

Records, Records Everywhere

The 2007-08 squad set 20 individual and team school records over the course of the season:

Game Records	
Blocked Shots, Ind.	7 Tiffany Benson at UNCW (2/24/08)
3-PT Field Goals Made, Ind.	7 Courtney Portell at Howard (12/9/07)
	Portell vs. Duquesne (12/20/07)
	Portell vs. Iona (12/28/07)
3-PT Field Goals Attempted, Ind.	16 Portell at Howard (12/9/07)
3-PT Field Goals Made, Team	13 vs. Penn (11/10/07)
	15 at Howard (12/9/07)
3-PT Field Goals Attempted, Team	30 vs. Campbell (11/9/07)
	35 at Howard (12/9/07)

Season Records	
3-PT Field Goals Made, Ind.	72 Courtney Portell
3-PT Field Goals Attempted, Ind.	193 Portell
Offensive Rebounds, Ind.	139 Tiffany Benson
3-PT Field Goals Attempted, Team	602

Career Records	
Games Played	124 Kyra Kaylor
Points Scored	1,873 Kyra Kaylor
Field Goals Made	609 Kyra Kaylor
Free Throws Made	538 Kyra Kaylor
Free Throws Attempted	716 Kyra Kaylor
Defensive Rebounds	796 Kyra Kaylor
Total Rebounds	1,124 Kyra Kaylor

Elite Company

One of the CAAs all-time greats, Kyra Kaylor is one of just two players to total more than 1,800 points and 1,100 rebounds during her career. The only other player to accomplish the feat was ODU's Celeste Hill. Kaylor also finished her career ranked third in conference history in both scoring and rebounding, and joins Hill as the only two players ranked third or higher in both categories.

Scoring		Rebounding	
1. Tamara Young, JMU (2,121)		Meredith Alexis, JMU (1,313)	
2. Celeste Hill (2,112)		Celeste Hill (1,125)	
3. Kyra Kaylor (1,873)		Kyra Kaylor (1,124)	

No. 1 Just One From 100

Coach Debbie Taylor won the 93rd game of her career when the Tribe traveled to Atlanta on January 17 and blasted the Panthers of Georgia State 75-57, surpassing Trina Patterson as the winningest coach in school history. Taylor also became the longest-tenured coach in program history in 2007-08, completing nine seasons at the helm of the Tribe, one more than either Patterson or Taylor's own coach, Barb Wetters (Blosser).

	1999-	1999-
1. Debbie Taylor	99	1999-99
2. Trina Patterson	92	1991-99
3. Barb Wetters	84	1978-86
4. Patrick Megel	38	1986-91
5. Pat Crowe	34	1970-76
6. Eloise Jacobs	25	1976-78

Portell Sets 3-Pointers Record

With 72 three-pointers in 2007-08, Courtney Portell is the program's single-season record holder. She broke the record in the win against Hofstra on Feb. 28 when she went 4-for-4 from beyond the arc.

	2007-08
1. Courtney Portell	72
2. Yolanda Settles	63 1993-94
3. Lizzie Schiel	60 2005-06

No Sophomore Slump

After establishing herself as one of the top shot-blockers in the CAA as a freshman, Tiffany Benson again ranked amongst the league leaders in 2007-08. She finished the regular season ranked first in the conference with 1.87 bpg and was selected to the CAA All-Defensive Team. Additionally, she tallied at least one block in 28 consecutive games from Jan. 28, 2007 through Jan. 20, 2008. Against UNC Wilmington on the road on Feb. 24, Benson broke the W&M single-game record for blocked shots with seven, helping limit the Seahawks to 57 points in the Tribe victory.

Gettin' Offensive

In addition to being a defensive terror, Tiffany Benson blossomed on the offensive end of the court as well in her sophomore campaign. While averaging 8.3 ppg on 44 percent shooting, Benson also led the CAA and broke the W&M single-season record for offensive rebounds with 139.

Forcing Turnovers

With some strong defensive efforts, the Tribe forced the opposition into 19.75 turnovers per game. W&M's best performances came in the wins at Longwood and Howard, forcing both sides into 28 turnovers.

Breaking Out Defensively

Freshman Katherine DeHenzel posted impressive defensive stats as the Tribe headed for the CAA Championships. The Bowie, Md., native recorded 23 steals during a five-game span from Feb. 17 through March 2, an average of 4.6 spg, and followed up by pilfering six balls from JMU in the CAA quarterfinals.

Super Eight

When Katherine DeHenzel registered eight steals in the win at UNCW, it marked the third time a Tribe player accomplished the feat in 2007-08. Devin James' impressive performance came in the win against Maine, while Courtney Portell's was in the victory at Longwood. All of Portell's steals came in the first half against the Lancers.

After the Intermission

Devin James and Dani Kell both posted impressive efforts during the second half of the contest at JMU on Feb. 14, combining to score 26 of the Tribe's 32 points. Kell poured in 14 points after the break, while James added 12.

A Strong Offensive Effort

Despite losing at No. 13/14 ODU on Feb. 10, the Tribe scored 68 points, the most points any conference school put up on the Lady Monarchs all year long.

Kaylor Breaks Rebounds Record

In addition to being the program's all-time leading scorer, Kyra Kaylor broke W&M's career rebounding record in the victory at Towson. Needing just five rebounds to pass Tiffany Stone's mark of 1,043, Kaylor totaled a game-high 14 boards against the Tigers. Kaylor finished her career with an impressive 1,124 rebounds.

Big Comeback

Despite trailing by 15 points with just 12:31 remaining in the second half, the Tribe rattled off a 23-4 run to earn an exciting comeback victory at Towson on Feb. 7. Kyra Kaylor came up big for W&M in the win, recording her sixth double-double of the season with a game-high 20 points and 14 rebounds.

Stepping up Her Game

Although sophomore Kelly Heath entered the contest against Delaware with just 25 career points, she scored in double figures in six straight games from Jan. 13 - 31. Her best effort came in the win against UNCW when she recorded a career-high 25 points -- the most points scored by a Tribe player in any single game in 2007-08.

Kaylor Breaks CAA Record

With four made free throws in the win at Drexel, Kyra Kaylor became the CAA's all-time leader with 479. Kaylor broke the previous mark (475) that was established by Delaware's Tyresa Smith (2004-07).

Racking up the Rebounds

Kyra Kaylor and Tiffany Benson were two of the league's best in 2007-08 at pulling down missed shots, ranking second and fourth with 8.4 and 8.1 rpg, respectively. Only James Madison managed to put more players in the top four positions of any one statistical category, with players occupying the second, third, and fourth slots in the offensive rebounds list. The number one position on that ranking belonged to Benson, who pulled in 4.34 rebounds per game off the offensive glass.

Spreading the Wealth

Seven times in 2007-08, W&M was afforded the advantage of having four players score 10 or more points in the same game. The Tribe went 6-1 in that situation, with the lone setback coming at VCU on Jan. 9.

Bank of Hawai'i Invite Recap

Despite dropping the opening contest of the Bank of Hawaii Invite to Iona, the Tribe bounced back with a 71-56 triumph against UC Irvine in the consolation game. Tiffany Benson was selected to the all-tournament team after totaling 17 points and 17 rebounds in the win against UC Irvine. Benson also had four blocks in the opening game against the Gaels.

Long-Range Records

The Tribe established a school record with 15 three-pointers in the 90-56 win at Howard, breaking the previous mark of 13. W&M sank 42.9 percent (15-of-35) of its attempts from long range. Sophomore Courtney Portell played a big role in the record with seven three-pointers, equaling the program's individual single-game mark.

Double-Doubles

W&M had a pair of players earn double-doubles in the victory at Howard, as Kyra Kaylor and Tiffany Benson both accomplished the feat. Benson finished with 12 points and 18 rebounds, while Kaylor totaled 11 points and 18 rebounds.

Controlling the Boards

The College dominated the rebounding battle in the win at Howard, 59-40. The impressive total ranks as the fourth-best mark in the program's history.

Stealing the Spotlight

W&M has posted a number of impressive defensive performances during the season, highlighted by a 19-steal effort in the triumph at Longwood. The impressive total ranks as the fourth-best mark in school history. The Tribe also swiped 17 steals in the wins against Maine and Hofstra, a figure that also ranks among the program's top 10.

Kaylor Sets W&M Career Scoring Record

With 15 points at Kentucky, Kyra Kaylor became W&M's all-time leading scorer. She eclipsed

the previous mark of 1,511 points established by Jen Sobota (1999-03).

James Earns CAA POW Honors

After a pair of impressive performances in William and Mary's victories against Campbell and Penn at the ISES Cancer Awareness Tip-Off, Devin James was selected as the CAA Co-Player of the Week on Nov. 12. James averaged 17.0 ppg, 7.0 rpg, 6.5 apg and 2.0 spg. Additionally, she shot 56.0 percent (14-of-25) from the floor, while connecting on 55.6 percent (5-of-9) of her shots from beyond the arc.

1,000-Point Club

Needing just six points to become the 12th player in the program's history to score 1,000 points, Devin James poured in a game-high 22 in the season-opening victory against Campbell. The Tribe had two players on its 2007-08 roster with more than 1,000 points, as Kyra Kaylor surpassed the milestone in 2006-07.

Dominating at the ISES Cancer Awareness Tip-Off

The Tribe opened its 2007-08 season with a pair of impressive



performances at the ISES Cancer Awareness Tip-Off in Elon, N.C. The College defeated its opponents -- Campbell and Penn -- by an average of 20.5 ppg. Additionally, W&M was the only team at the event to win both its games.

CAA Preseason Honors

Senior Kyra Kaylor was selected to the Preseason All-CAA First Team, while classmate Devin James garnered honorable mention distinction. A two-time first-team all-conference selection and former CAA Player of the Year, Kaylor averaged a team-best 14.8 ppg and 9.1 rpg in 2006-07. One of the most athletic players in the league, James ranked second on the team as a junior with 12.7 ppg and 6.7 rpg.

Early Start

While W&M's Nov. 11 opener in 2006-07 marked the earliest start to a season in school history, the squad began its campaign even earlier in 2007-08 when it defeated Campbell on Nov. 9.

SEASON BOX SCORE

2007-08 Overall Season Statistics

Record: 14-18, Home: 4-8, Away: 6-8, Neutral: 4-2

Name	GP	GS	FG			3-Pointers			FT			Pts	Ppg	Rebounds				PF/D	A	TO	Blk	Stl	Min
			Att	Pct.	FG	Att	Pct.	Att	Pct.	Off	Def			Tot	Rpg								
Kyra Kaylor	32	32	148	330	.448	23	76	.303	143	173	.827	462	14.4	83	187	270	8.4	95/3	52	78	22	49	987
Devin James	32	32	135	374	.361	26	92	.283	58	95	.611	354	11.1	70	97	167	5.2	60/1	67	87	3	84	994
Courtney Portell	30	19	78	233	.335	72	193	.373	29	36	.806	257	8.6	23	44	67	2.2	41/0	43	65	1	49	823
Tiffany Benson	32	20	110	250	.440	0	0	.000	47	145	.324	267	8.3	139	120	259	8.1	96/4	22	80	58	36	790
Kelly Heath	25	11	74	188	.394	4	12	.333	28	38	.737	180	7.2	20	45	65	2.6	29/0	10	51	4	16	418
Dani Kell	30	16	48	152	.316	21	70	.3000	23	30	.767	140	4.7	36	51	87	2.9	37/1	43	42	7	18	637
Katherine DeHenzel	23	18	33	98	.337	11	34	.324	20	26	.769	97	4.2	3	47	50	2.2	45/1	56	60	2	52	510
Lauren Aadland	26	1	31	82	.378	8	23	.348	7	11	.636	77	3.0	13	40	53	2.0	39/1	11	33	7	12	274
Robyn Barton	23	3	17	58	.293	11	38	.289	6	12	.500	51	2.2	10	12	22	1.0	10/0	4	13	0	6	211
Katy Oblinger	30	6	21	73	.288	14	59	.237	11	18	.611	67	2.2	3	33	36	1.2	36/0	41	49	0	20	505
Julianne Thomas-Drolet	7	0	3	3	1.000	0	0	.000	0	1	.000	6	0.9	1	1	2	0.3	2/0	0	1	0	1	17
Lindsey Moller	30	2	7	38	.184	1	5	.200	8	11	.727	23	0.8	6	13	19	0.6	42/0	10	25	1	13	234
Team														72	69	141	4.4			14			
William and Mary	32		705	1879	.375	191	602	.317	380	596	.638	1981	61.9	479	759	1238	38.7	532/11	359	598	105	356	6400
Opponents	32		745	1896	.393	133	431	.309	359	543	.661	1982	61.9	495	806	1301	40.7	535/-	378	632	120	296	6400

Score by Periods	1st	2nd	Total
William and Mary	923	1058	1981
Opponents	858	920	1793

Robyn Barton



Katy Oblinger

2007-08 CAA Statistics

Record: 7-11, Home: 3-6, Away: 4-5

Name	GP	GS	FG			3-Pointers			FT			Pts	Ppg	Rebounds				PF/D	A	TO	Blk	Stl	Min
			Att	Pct.	FG	Att	Pct.	Att	Pct.	Off	Def			Tot	Rpg								
Kyra Kaylor	18	18	81	188	.431	8	36	.222	81	100	.810	251	13.9	50	107	157	8.7	57/2	29	47	11	33	577
Devin James	18	18	68	189	.360	12	49	.245	41	67	.612	189	10.5	42	53	95	5.3	31/1	30	50	2	44	525
Courtney Portell	16	7	32	97	.330	29	82	.354	12	13	.923	105	6.6	13	25	38	2.4	17/0	14	26	1	15	396
Tiffany Benson	18	6	56	128	.438	0	0	.000	18	63	.286	130	7.2	76	61	137	7.6	47/1	11	45	27	12	433
Kelly Heath	17	11	71	179	.397	4	12	.333	28	36	.778	174	10.2	18	43	61	3.6	26/0	9	46	3	13	386
Dani Kell	18	11	24	89	.270	8	35	.229	17	22	.773	73	4.1	23	29	52	2.9	23/0	29	22	5	11	391
Katherine DeHenzel	18	16	22	78	.282	6	26	.231	17	23	.739	67	3.7	3	40	43	2.4	40/1	50	45	2	42	444
Lauren Aadland	12	1	7	22	.318	0	6	.000	3	4	.750	17	1.4	4	13	17	1.4	80	5	14	2	3	82
Robyn Barton	9	0	2	10	.200	1	7	.143	0	0	.000	5	0.6	1	1	2	0.2	1/0	1	3	0	0	33
Katy Oblinger	16	2	8	32	.250	8	31	.258	2	6	.333	26	1.6	0	12	12	0.8	14/0	15	22	0	10	206
Julianne Thomas-Drolet	1	0	0	0	.000	0	0	.000	0	0	.000	0	0.0	0	0	0	0.0	1/0	0	0	0	1	2
Lindsey Moller	16	0	2	17	.118	0	2	.000	4	5	.800	8	0.5	2	5	7	0.4	17/0	3	10	0	5	125
Team														40	34	74	4.1			8			
William and Mary	18		373	1029	.362	76	286	.266	223	339	.658	1045	58.1	272	423	695	38.6	282/5	196	338	53	189	3600
Opponents	18		412	1050	.392	85	255	.333	183	274	.668	1092	60.7	270	452	722	40.1	306/5	208	348	72	172	3600

Score by Periods	1st	2nd	Total
William and Mary	446	599	1045
Opponents	507	585	1092

SEASON GAME-BY-GAME COMPARISON

Opponent	Date	FG-FGA	Pct	3FG-FGA	Pct	FT-FTA	Pct	Off	Def	Tot	PF	A	TO	Blk	Stl	Pts
William and Mary	11/9/07	27-63	.429	10-30	.333	7-12	.583	11	24	35	21	13	17	2	16	71
<i>vs. Campbell (at Elon)</i>		19-56	.339	4-14	.286	11-19	.579	18	27	45	14	7	24	2	7	53
William and Mary	11/10/07	29-65	.446	13-24	.542	16-20	.800	13	23	36	11	19	9	4	8	87
<i>vs. Pennsylvania (at Elon)</i>		27-58	.466	3-14	.214	7-9	.778	9	24	33	18	13	16	5	3	64
William and Mary	11/20/07	27-65	.415	4-21	.190	6-10	.600	16	21	37	17	5	16	3	8	64
RICHMOND		25-61	.410	7-18	.389	11-15	.733	13	21	34	15	14	19	2	5	68
William and Mary	11/23/07	21-58	.362	4-11	.364	12-14	.857	13	32	45	28	9	24	6	10	58
<i>at Radford</i>		22-63	.349	4-17	.235	23-33	.697	17	23	40	14	16	16	7	17	71
William and Mary	11/26/07	20-50	.400	9-19	.474	12-16	.750	9	19	28	15	9	26	1	9	61
<i>at Marquette</i>		31-71	.437	3-15	.200	14-24	.583	24	22	46	17	24	17	2	16	79
William and Mary	11/29/07	20-53	.377	7-19	.368	16-27	.593	20	17	37	13	12	20	4	17	63
MAINE		26-53	.491	5-13	.385	5-7	.714	12	18	30	20	9	24	2	8	62
William and Mary	12/4/07	16-54	.296	3-14	.214	9-20	.450	11	21	32	17	4	18	4	9	44
<i>at Kentucky</i>		31-60	.517	3-12	.250	10-14	.714	9	32	41	15	15	16	2	7	75
William and Mary	12/7/07	25-60	.417	8-23	.348	12-21	.571	13	25	38	13	9	21	2	19	70
<i>at Longwood</i>		23-61	.377	2-9	.222	8-14	.571	18	28	46	14	13	28	4	10	56
William and Mary	12/9/07	34-76	.447	15-35	.429	7-20	.350	26	33	59	21	20	26	4	13	90
<i>at Howard</i>		20-66	.303	3-19	.158	13-21	.619	18	22	40	21	10	28	4	10	56
William and Mary	12/20/07	22-75	.293	9-27	.333	7-12	.583	18	27	45	20	14	13	6	11	60
DUQUESNE		24-62	.387	2-13	.154	11-20	.550	15	36	51	11	10	19	6	6	61
William and Mary	12/28/07	23-64	.359	9-24	.375	14-26	.538	18	22	40	24	13	16	5	10	69
<i>vs. Iona (at Hawai'i)</i>		24-56	.429	4-9	.444	24-36	.667	16	30	46	21	10	17	4	11	76
William and Mary	12/29/07	26-64	.406	7-23	.304	12-25	.480	18	26	44	18	15	21	4	16	71
<i>vs. UC Irvine (at Hawai'i)</i>		19-54	.352	2-5	.400	16-19	.842	9	26	35	22	13	27	1	11	56
William and Mary	1/6/08	18-50	.360	4-14	.286	8-10	.800	11	30	41	21	11	27	6	7	48
TOWSON		20-67	.299	3-9	.333	14-19	.737	21	22	43	17	12	15	2	14	57
William and Mary	1/9/08	19-56	.339	3-15	.200	12-16	.750	17	24	41	13	9	26	1	8	53
<i>at Virginia Commonwealth</i>		32-68	.471	4-12	.333	5-7	.714	13	22	35	18	23	15	2	13	73
William and Mary	1/13/08	22-56	.393	5-22	.227	12-15	.800	17	19	36	9	12	18	4	11	61
DELAWARE		25-57	.439	3-5	.600	4-6	.667	14	20	34	15	11	19	3	14	57
William and Mary	1/17/08	29-55	.527	8-15	.533	9-15	.600	10	18	28	9	14	18	2	15	75
<i>at Georgia State</i>		24-57	.421	5-18	.278	4-9	.444	16	20	36	15	16	23	2	8	57
William and Mary	1/20/08	17-59	.288	3-13	.231	18-20	.900	17	24	41	21	8	24	1	15	55
OLD DOMINION		23-59	.390	2-14	.143	15-23	.652	16	25	41	18	9	23	9	6	63
William and Mary	1/24/08	13-52	.250	2-12	.167	14-26	.538	19	26	45	17	8	23	0	14	42
<i>at George Mason</i>		15-46	.326	3-8	.375	14-18	.778	7	28	35	19	7	21	2	16	47
William and Mary	1/27/08	18-42	.429	3-13	.231	15-18	.833	11	19	30	14	9	20	1	7	54
<i>at Drexel</i>		18-45	.400	4-10	.400	10-12	.833	9	14	23	15	10	18	5	10	50
William and Mary	1/31/08	27-59	.458	6-20	.300	12-21	.571	13	24	37	27	16	14	2	12	72
UNC WILMINGTON		21-53	.396	2-8	.250	18-33	.545	17	26	43	20	5	17	1	8	62
William and Mary	2/3/08	18-68	.265	2-10	.200	15-31	.484	22	22	44	16	6	14	0	13	53
JAMES MADISON		21-55	.382	8-12	.667	19-24	.792	17	36	53	20	8	26	16	7	69
William and Mary	2/7/08	20-60	.333	7-20	.350	9-14	.643	14	20	34	15	14	12	3	7	56
<i>at Towson</i>		18-60	.300	5-24	.208	12-16	.750	25	29	54	13	11	22	5	8	53
William and Mary	2/10/08	23-64	.359	4-17	.235	18-25	.720	15	27	42	18	18	19	2	9	68
<i>at Old Dominion</i>		36-70	.514	3-13	.231	8-17	.471	14	28	42	17	23	17	5	12	83
William and Mary	2/14/08	23-68	.338	5-23	.217	9-14	.643	14	20	34	12	6	17	5	7	60
<i>at James Madison</i>		33-68	.485	5-14	.357	6-12	.500	19	31	50	11	17	20	5	9	77
William and Mary	2/17/08	23-66	.348	1-13	.077	17-22	.773	18	24	42	12	9	11	2	11	64
NORTHEASTERN		24=64	.375	9-22	.409	8-11	.727	17	28	45	19	12	17	4	6	65
William and Mary	2/21/08	14-56	.250	3-18	.167	7-16	.438	15	21	36	18	7	14	3	10	38
DREXEL		18-48	.375	7-18	.389	11-15	.733	11	34	45	15	8	20	4	7	54
William and Mary	2/24/08	22-52	.423	5-13	.385	18-24	.750	13	24	37	15	13	18	8	13	67
<i>at UNC Wilmington</i>		21-53	.396	5-12	.417	10-12	.833	9	22	31	20	12	20	2	7	57
William and Mary	2/28/08	26-56	.464	6-11	.545	12-20	.600	16	25	41	14	16	22	2	17	70
HOFSTRA		19-55	.345	8-22	.364	4-8	.500	13	20	33	20	7	27	2	9	50
William and Mary	3/2/08	19-55	.345	3-16	.188	11-19	.579	17	25	42	15	10	20	5	7	52
<i>at Northeastern</i>		20-55	.364	6-16	.375	11-14	.786	12	24	36	18	8	17	2	6	57
William and Mary	3/6/08	22-55	.400	6-21	.286	7-13	.538	13	31	44	16	10	21	6	6	57
VIRGINIA COMMONWEALTH		24-70	.343	3-18	.167	10-18	.556	20	23	43	16	9	11	1	12	61
William and Mary	3/13/08	25-56	.446	10-24	.417	22-28	.786	13	29	42	20	13	16	1	9	82
<i>vs. Georgia State (CAA First Round)</i>		23-68	.338	2-8	.250	12-22	.545	23	22	45	19	12	15	3	5	60
William and Mary	3/14/08	17-47	.362	7-22	.318	5-6	.833	8	17	25	12	8	17	6	12	46
<i>vs. James Madison (CAA Quarterfinal)</i>		19-57	.333	4-10	.400	11-16	.688	24	23	47	8	4	18	4	8	53
William and Mary		705-1879	.375	191-602	.317	380-596	.638	479	759	1238	532	359	598	105	356	1981
Opponents		745-1896	.393	133-431	.309	359-543	.661	495	806	1301	535	378	632	120	296	1982

RESULTS - HIGH/LOW ANALYSIS

DATE	TIME	OPPONENT	RESULT	SCORE	ATTEND	HIGH POINTS	HIGH REBOUNDS
11/9/07	5 p.m.	vs. Campbell	W	71-53		(22)James, Devin	(7)Kaylor, Kyra
11/10/07	5 p.m.	vs. Penn	W	87-64		(16)Kaylor, Kyra	(7)Kaylor, Kyra (7)James, Devin
11/20/07	7 p.m.	RICHMOND	L	64-68	307	(18)Kaylor, Kyra	(8)Benson, Tiffany
11/23/07	3 p.m.	at Radford	L	58-71	133	(16)Kaylor, Kyra	(9)Kaylor, Kyra
11/26/07	7 p.m.	at Marquette	L	61-79	1189	(23)Kaylor, Kyra	(7)Kaylor, Kyra
11/29/07	7 p.m.	MAINE	W	63-62	210	(16)James, Devin	(11)Kaylor, Kyra
12/4/07	7 p.m.	at Kentucky	L	44-75	4357	(15)Kaylor, Kyra	(9)Benson, Tiffany
12/7/07	7 p.m.	at Longwood	W	70-56	117	(20)Kaylor, Kyra	(12)Benson, Tiffany
12/9/07	2 p.m.	at Howard	W	90-56	277	(24)Portell, Courtney	(18)Kaylor, Kyra (18)Benson, Tiffany
12/20/07	6 p.m.	DUQUESNE	L	60-61	1524	(21)Portell, Courtney	(12)Benson, Tiffany
12/28/07	5 p.m.	vs. Iona	L	69-76	1537	(23)Portell, Courtney	(11)Kaylor, Kyra
12/29/07	5 p.m.	vs. UC Irvine	W	71-56	1502	(17)Benson, Tiffany	(17)Benson, Tiffany
1/6/08	2 p.m.	* TOWSON	L	48-57	317	(15)Portell, Courtney	(16)Kaylor, Kyra
1/9/08	7 p.m.	* at VCU	L	53-73	426	(12)James, Devin	(8)Benson, Tiffany (8)Kaylor, Kyra
1/13/08	2 p.m.	* DELAWARE	W	61-57	341	(14)Portell, Courtney (14)Heath, Kelly	(8)Kaylor, Kyra
1/17/08	6 p.m.	* at Georgia State	W	75-57	214	(23)Kaylor, Kyra	(7)James, Devin
1/20/08	2 p.m.	* OLD DOMINION	L	55-63	1124	(18)Kaylor, Kyra	(10)Benson, Tiffany
1/24/08	7 p.m.	* at George Mason	L	42-47	831	(15)Kaylor, Kyra	(10)Kaylor, Kyra
1/27/08	1 p.m.	* at Drexel	W	54-50	983	(16)Kaylor, Kyra	(8)Kaylor, Kyra
1/31/08	7 p.m.	* UNC WILMINGTON	W	72-62	488	(25)Heath, Kelly	(14)Kaylor, Kyra
2/3/08	2 p.m.	* JAMES MADISON	L	53-69	349	(19)Kaylor, Kyra	(14)Benson, Tiffany
2/7/08	7:05 p.m.	* at Towson	W	56-53	334	(20)Kaylor, Kyra	(14)Kaylor, Kyra
2/10/08	2 p.m.	* at Old Dominion	L	68-83	4825	(16)James, Devin	(8)Benson, Tiffany
2/14/08	7 p.m.	* at James Madison	L	60-77	2171	(19)Kell, Dani	(9)Kaylor, Kyra
2/17/08	3 p.m.	* NORTHEASTERN	L	64-65		631 (18)Kaylor, Kyra	(12)James, Devin
2/21/08	7 p.m.	* DREXEL	L	38-54	241	(8)Heath, Kelly	(8)Benson, Tiffany
2/24/08	2 p.m.	* at UNC Wilmington	W	67-57	541	(21)Benson, Tiffany	(10)Benson, Tiffany
2/28/08	7 p.m.	* HOFSTRA	W	70-50	265	(19)Kaylor, Kyra	(8)James, Devin (8)Kaylor, Kyra
3/2/08	2 p.m.	* at Northeastern	L	52-57	640	(21)Benson, Tiffany	(15)Benson, Tiffany
3/6/08	7 p.m.	* VCU	L	57-61	324	(15)Kaylor, Kyra	(14)Kaylor, Kyra
3/13/08	12 p.m.	vs. Georgia State	W	82-60		(17)Kaylor, Kyra	(7)Kaylor, Kyra
3/14/08	12 p.m.	vs. James Madison	L	46-53		(16)Kaylor, Kyra	(7)Kaylor, Kyra

* - Conference game

William and Mary Season High/Low

POINTS	HIGH	90	at Howard (12/9/07)
	LOW	38	vs. Drexel (2/21/08)
FG MADE	HIGH	34	at Howard (12/9/07)
	LOW	13	at George Mason (1/24/08)
FG ATT.	HIGH	76	at Howard (12/9/07)
	LOW	42	at Drexel (1/27/08)
FG PCT.	HIGH	.527	at Georgia State (1/17/08)
	LOW	.250	twice
3-PT. FG MADE	HIGH	15	at Howard (12/9/07)
	LOW	1	vs. Northeastern (2/18/08)
3-PT. FG ATT.	HIGH	35	at Howard (12/9/07)
	LOW	10	vs. James Madison (2/3/08)
FT MADE	HIGH	22	vs. Georgia State (3/13/08)
	LOW	5	vs. James Madison (3/14/08)
FT ATT.	HIGH	31	vs. James Madison (2/3/08)
	LOW	6	vs. James Madison (3/14/08)
FT PCT.	HIGH	.900	vs. Old Dominion (1/20/08)
	LOW	.350	at Howard (12/9/07)
REBOUNDS	HIGH	59	at Howard (12/9/07)
	LOW	25	vs. James Madison (3/14/08)
ASSISTS	HIGH	20	at Howard (12/9/07)
	LOW	4	at Kentucky (12/4/07)
STEALS	HIGH	19	at Longwood (12/7/07)
	LOW	6	vs. VCU (3/6/08)
BLOCKS	HIGH	8	at UNC Wilmington (2/24/08)
	LOW	0	twice

Opponent Season High/Low

POINTS	HIGH	83	at Old Dominion (2/10/08)
	LOW	47	at George Mason (1/24/08)
FG MADE	HIGH	36	at Old Dominion (2/10/08)
	LOW	15	at George Mason (1/24/08)
FG ATT.	HIGH	71	at Marquette (11/26/07)
	LOW	45	at Drexel (1/27/08)
FG PCT.	HIGH	.517	at Kentucky (12/4/07)
	LOW	.299	vs. Towson (1/6/08)
3-PT. FG MADE	HIGH	9	vs. Northeastern (2/18/08)
	LOW	2	six times
3-PT. FG ATT.	HIGH	24	at Towson (2/7/08)
	LOW	5	twice
FT MADE	HIGH	24	vs. Iona (12/28/07)
	LOW	4	thrice
FT ATT.	HIGH	36	vs. Iona (12/28/07)
	LOW	6	vs. Delaware (1/13/08)
FT PCT.	HIGH	.842	vs. UC Irvine (12/29/07)
	LOW	.444	at Georgia State (1/17/08)
REBOUNDS	HIGH	54	at Towson (2/7/08)
	LOW	23	at Drexel (1/27/08)
ASSISTS	HIGH	24	at Marquette (11/26/07)
	LOW	4	vs. James Madison (3/14/08)
STEALS	HIGH	17	at Radford (11/23/07)
	LOW	3	vs. Pennsylvania (11/10/07)
BLOCKS	HIGH	10	vs. James Madison (2/3/08)
	LOW	1	thrice



OPPONENTS

Tribe

Roxy Barton '10

OPPONENT CAPSULES



Morgan State University
Nov. 14, 2 PM
Asheville, N.C.

Location: Baltimore, Md.
Nickname: Lady Bears
Arena: Talmadge Hill Field House
Conference: MEAC
Head Coach: Donald Beasley
Career Rec.: 23-36 (2 seasons)
2007-08 Record: 18-11 (10-6)
Series: W&M Leads, 1-0



Fairfield University
Nov. 15, 12 or 2:30 PM
Asheville, N.C.

Location: Fairfield, Conn.
Nickname: Stags
Arena: Arena at Harbor Yard
Conference: MAAC
Head Coach: Joe Frager
Career Rec.: 211-92 (10 seasons)
2007-08 Record: 22-9 (11-7)
Series: Never Met



UNC Asheville
Nov. 15, 12 or 2:30 PM
Asheville, N.C.

Location: Asheville, N.C.
Nickname: Bulldogs
Arena: Justice Center
Conference: Big South
Head Coach: Betsy Blose
Career Rec.: 202-166 (13 seasons)
2007-08 Record: 12-18 (3-9)
Series: Tied, 1-1
Press Row: 828-545-1121



Norfolk State University
Nov. 20, 7 PM
Williamsburg

Location: Norfolk, Va.
Nickname: Spartans
Arena: Echols Hall
Conference: MEAC
Head Coach: Tara Owens
Career Rec.: 97-175 (11 seasons)
2007-08 Record: 5-23 (1-15)
Series: W&M Leads, 8-7



Delaware State University
Nov. 23, TBA
Williamsburg

Location: Dover, Del.
Nickname: Lady Hornets
Arena: Memorial Hall
Conference: MEAC
Head Coach: Ed Davis
Career Rec.: 294-140 (15 seasons)
2007-08 Record: 18-14 (12-4)
Series: W&M Leads, 2-0



University of New Mexico
Nov. 28, 7 PM MST
Albuquerque, N.M.

Location: Albuquerque, N.M.
Nickname: Lobos
Arena: The Pit/Bob King Court
Conference: Mountain West
Head Coach: Don Flanagan
Career Rec.: 283-126 (13 seasons)
2007-08 Record: 20-13 (9-7)
Series: UNM Leads, 1-0
Press Row: 505-925-5988



Butler University
Nov. 29, 5 or 7 PM MST
Albuquerque, N.M.


Location: Indianapolis, Ind.
Nickname: Bulldogs
Arena: Hinkle Fieldhouse
Conference: Horizon League
Head Coach: Beth Couture
Career Rec.: 343-208 (19 seasons)
2007-08 Record: 20-10 (10-8)
Series: Butler Leads, 1-0



University of Nebraska
Nov. 29, 5 or 7 PM MST
Albuquerque, N.M.

Location: Lincoln, Neb.
Nickname: Cornhuskers
Arena: Devaney Center
Conference: Big 12
Head Coach: Connie Yori
Career Rec.: 301-221 (18 seasons)
2007-08 Record: 21-12 (9-7)
Series: Never Met

OPPONENT CAPSULES



Howard University
Dec. 4, 7 PM
Williamsburg

Location: Washington D.C.
Nickname: Lady Bison
Arena: Burr Gymnasium
Conference: MEAC
Head Coach: Niki Reid Geckeler
Career Rec.: First Season
2007-08 Record: 4-26 (3-13)
Series: W&M Leads, 4-3



University of Richmond
Dec. 6, 4 PM
Richmond, Va.

Location: Richmond, Va.
Nickname: Spiders
Arena: Robins Center
Conference: Atlantic 10
Head Coach: Michael Shafer
Career Rec.: 40-51 (4 seasons)
2007-08 Record: 14-17 (6-8)
Series: UR Leads, 41-13
Press Row: 804-289-8806



Hampton University
Dec. 19, 6 PM
Williamsburg

Location: Hampton, Va.
Nickname: Pirates
Arena: Convocation Center
Conference: MEAC
Head Coach: Walter Mebane
Career Rec.: 54-61 (4 seasons)
2007-08 Record: 18-13 (10-6)
Series: W&M Leads, 10-7



Saint Peter's College
Dec. 29, 7:30 PM
Jersey City, N.J.

Location: Jersey City, N.J.
Nickname: Peahens
Arena: Yanitelli Center
Conference: MAAC
Head Coach: Stephanie DeWolfe
Career Rec.: 46-58 (4 seasons)
2007-08 Record: 19-12 (10-8)
Series: Never Met
Press Row: 201-761-9106



N.J. Institute of Technology
Dec. 30, 5 PM
Jersey City, N.J.

Location: Newark, N.J.
Nickname: Highlanders
Arena: Estelle & Zoom Fleisher Athletic Center
Conference: Independent
Head Coach: Margaret McKeon
Career Rec.: 80-96 (6 seasons)
2007-08 Record: 10-19
Series: Never Met



Towson University
Jan. 4, 2 PM, Williamsburg
March 1, 2 PM, Towson, Md.

Location: Towson, Md.
Nickname: Tigers
Arena: Towson Center
Conference: CAA
Head Coach: Joe Matthews
Career Rec.: 78-125 (7 seasons)
2007-08 Record: 22-10 (12-6)
Series: W&M Leads, 9-4
Press Row: 410-704-3286



Drexel University
Jan. 8, 7 PM, Williamsburg
Feb. 8, 1 PM, Philadelphia, Pa.

Location: Philadelphia, Pa.
Nickname: Dragons
Arena: Daskalakis Athletic Center
Conference: CAA
Head Coach: Denise Dillon
Career Rec.: 72-75 (5 seasons)
2007-08 Record: 18-10 (13-5)
Series: W&M Leads, 9-8
Press Row: 215-896-2041



UNC Wilmington
Jan. 11, 2 PM, Williamsburg
Feb. 22, 2 PM, Wilmington, N.C.

Location: Wilmington, N.C.
Nickname: Seahawks
Arena: Trask Coliseum
Conference: CAA
Head Coach: Ann Hancock
Career Rec.: 110-122 (9 seasons)
2007-08 Record: 17-14 (7-11)
Series: W&M Leads, 29-21
Press Row: 910-962-3095

OPPONENT CAPSULES



Virginia Commonwealth
Jan. 15, 7 PM, Richmond, Va.
Jan. 29, 7 PM, Williamsburg

Location: Richmond, Va.
Nickname: Rams
Arena: Siegel Center
Conference: CAA
Head Coach: Beth Cunningham
Career Rec.: 81-68 (5 seasons)
2007-08 Record: 26-8 (13-5)
Series: VCU Leads, 48-18
Press Row: 804-827-1010



Hofstra University
Jan. 18, 2 PM, Hempstead, N.Y.

Location: Hempstead, N.Y.
Nickname: Pride
Arena: Mack Sports & Exhibition Complex
Conference: CAA
Head Coach: Krista Kilburn-Steveskey
Career Rec.: 31-33 (2 seasons)
2007-08 Record: 5-25 (3-15)
Series: Hofstra Leads, 12-6
Press Row: 516-463-7725



Old Dominion University
Jan. 22, 7 PM, Williamsburg
March 4, 7 PM, Norfolk, Va.

Location: Norfolk, Va.
Nickname: Lady Monarchs
Arena: Ted Constant Convocation Center
Conference: CAA
Head Coach: Wendy Larry
Career Rec.: 552-196 (24 seasons)
2007-08 Record: 31-5 (17-1)
Series: ODU Leads, 46-3
Press Row: 757-683-5596



Northeastern University
Jan. 25, 2 PM, Boston, Mass.
Feb. 19, 7 PM, Williamsburg

Location: Boston, Mass.
Nickname: Huskies
Arena: Solomon Court
Conference: CAA
Head Coach: Daynia La-Force Mann
Career Rec.: 42-49 (3 seasons)
2007-08 Record: 14-16 (8-10)
Series: Tied, 2-2
Press Row: 617-373-7530



Georgia State University
Feb. 1, 2 PM, Williamsburg

Location: Atlanta, Ga.
Nickname: Panthers
Arena: Georgia State Sports Arena
Conference: CAA
Head Coach: Lea Henry
Career Rec.: 276-247 (18+ seasons)
2007-08 Record: 8-22 (5-13)
Series: W&M Leads, 5-2



James Madison University
Feb. 5, 7 PM, Harrisonburg, Va.
Feb. 26, 7 PM, Williamsburg

Location: Harrisonburg, Va.
Nickname: Dukes
Arena: JMU Convocation Center
Conference: CAA
Head Coach: Kenny Brooks
Career Rec.: 122-62 (6 seasons)
2007-08 Record: 24-10 (16-4)
Series: JMU Leads, 49-13
Press Row: 540-568-6710




University of Delaware
Feb. 12, 7 PM, Newark, Del.

Location: Newark, Del.
Nickname: Blue Hens
Arena: Bob Carpenter Center
Conference: CAA
Head Coach: Tina Martin
Career Rec.: 222-134 (12 seasons)
2007-08 Record: 7-24 (6-12)
Series: UD Leads, 9-4
Press Row: 302-831-8715



George Mason University
Feb. 15, 2 PM, Williamsburg

Location: Fairfax, Va.
Nickname: Patriots
Arena: Patriot Center
Conference: CAA
Head Coach: Jeri Porter
Career Rec.: 157-128 (10 seasons)
2007-08 Record: 9-21 (3-15)
Series: GMU Leads, 47-17



THE CAA

THE CAA	60
2007-08 CAA REVIEW.....	61
CAA TEAM STATISTICS	62-63
CAA INDIVIDUAL LEADERS.....	64

Tribe

COURTNEY PORTELL '09

THE COLONIAL ATHLETIC ASSOCIATION

With more than two decades of success athletically and academically, the Colonial Athletic Association has established a reputation as one of the nation's top collegiate conferences.

The CAA encompasses five of the nation's nine largest metropolitan areas with a geographic footprint that stretches from Boston to Atlanta. The conference has produced 16 national team champions in five different sports, 33 individual national champions, 12 national players of the year, 11 national coaches of the year and 12 Honda Award winners. Even more impressive, however, are the honors accumulated away from competition, which include five Rhodes Scholars and 20 NCAA post-graduate scholars. In 2007-08, the CAA had five ESPN the Magazine Academic All-Americans and more than 1,700 of our 4,000 student-athletes received the Commissioner's Academic Award after posting at least a 3.2 grade point average while lettering in a varsity sport.

The landscape of the conference stretches along the majority of the East Coast, and includes six of the nation's top 25 media markets – New York (1), Philadelphia (4), Boston (7), Washington, D.C. (8), Atlanta (9) and Baltimore (24). The number of television homes in the CAA market exceeds 19.7 million.

The CAA currently sponsors 22 sports with the addition of a 12-team football league in 2007. Male athletes compete for championships in baseball, basketball, cross country, football, golf, lacrosse, soccer, swimming & diving, tennis, track & field and wrestling. Female athletes battle for

conference titles in basketball, cross country, field hockey, golf, lacrosse, soccer, softball, swimming & diving, tennis, track & field and volleyball. In 2007-08, 26 teams earned NCAA Tournament berths and 46 student-athletes received All-America honors.

The conference has made its presence known nationally in men's basketball with at least three teams advancing to post-season play for the past five years. Last

season, conference champion George Mason earned its third NCAA Tournament trip since 2001, VCU received its fourth post-season berth in five seasons with a spot in the NIT and Old Dominion reached the quarterfinals of the inaugural CBI for its fourth consecutive postseason appearance. In 2006, George Mason became the first mid-major program since 1979 to reach the Final Four, knocking off powerhouses Michigan State, North Carolina, Wichita State and Connecticut along the way. The Patriots were ranked No. 8 in the final ESPN/USA Today Top 25 poll, which was the highest ever for a CAA team.

The CAA has also had at least three women's basketball teams participate in post-season play for the past three years. Perennial power Old Dominion, which has won three national championships (1979, 1980, 1985) and was national runner-up in 1997, captured its 17th consecutive CAA title last season and reached the Sweet 16 of the NCAA Tournament for the first time since 2002. James Madison made its third consecutive post-season appearance and advanced to the third round of the WNIT, while VCU advanced to the second round of the WNIT in just its second post-season trip in school history.

The conference also excels in many other sports. CAA squads have combined to win 10 field hockey national titles since the championship began in 1981. Delaware and Towson have each reached the Final Four

of the NCAA Men's Lacrosse Championship. For the first time, three women's soccer teams reached the second round of the NCAA Tournament in 2007 and at least one men's soccer team has advanced to the final 16 of the NCAA Championship in five of the last six years. Hofstra finished 15th overall at the NCAA Wrestling Championship and William & Mary placed 15th nationally in men's cross country. In baseball, the CAA had 23 players chosen in the 2008 Major League draft, which was the second-highest total in league history. Hofstra won its NCAA-record 11th-straight conference title in softball and reached the NCAA regional finals. Individually, the W&M women's tennis duo of Megan Moulton-Levy and Katarina Zoricic reached the quarterfinals of the NCAA Doubles Championship in 2008 to earn All-America status for the second straight season, and Georgia State golfer Joel Sjöholm placed 13th overall at the NCAA Men's Golf Championship.

CAA member institutions are committed to excellence in the classroom. The Colonial Academic Alliance was created in 2002 by the league's presidents with a goal of expanding their partnership to all aspects of university life outside of intercollegiate athletics. Among the programs already established are an undergraduate research conference, coordination of study abroad programs and granting visiting academic status to student-athletes traveling to an away contest so that they have access to libraries, academic resource centers and computer labs.

In 2002, two faculty members from CAA institutions were awarded academia's most coveted distinction – the Nobel Prize. John B. Fenn, a research professor in the Department of Chemistry at Virginia Commonwealth University, received the Nobel Prize for chemistry, and Vernon Smith, a professor of economics and law at George Mason University, shared the Nobel Prize in economic sciences.

Commissioner Thomas E. Yeager has guided the CAA since its inception. The conference traces its roots back to 1983 when three of its current members- George Mason University, James Madison University, and the College of William and Mary - were aligned with East Carolina University, the United States Naval Academy and the University of Richmond as a basketball league (ECAC South). During the next two years, the league added 11 sports, acquired two new members (the University of North Carolina at Wilmington and American University) and decided to form a new association. The transformation from ECAC South to CAA took place on June 6, 1985.

Charter members George Mason, James Madison, UNC Wilmington and William and Mary were joined by Old Dominion University in 1991 and by Virginia Commonwealth University in 1995. The conference added the University of Delaware, Drexel University, Hofstra University and Towson University in 2001. Georgia State University and Northeastern University became members of the conference on July 1, 2005.

From all-star athletes to Nobel Prize winning faculty, the CAA takes great pride in producing performers who stand out both on the playing field and in the classroom.



2007-08 Final CAA Standings

	CAA	Pct.	Overall	Pct.
Old Dominion	17-1	.944	31-5	.861
James Madison	14-4	.778	24-10	.706
Virginia Commonwealth	13-5	.722	26-8	.764
Drexel	13-5	.722	18-12	.600
Towson	12-6	.667	22-10	.688
Northeastern	8-10	.444	14-16	.467
William and Mary	7-11	.389	14-18	.438
UNC Wilmington	7-11	.389	17-14	.548
Delaware	6-12	.333	7-24	.226
Georgia State	5-13	.278	8-22	.267
George Mason	3-15	.167	9-21	.300
Hofstra	3-15	.167	5-25	.167

Championship Results

CAA Basketball Championships

Bob Carpenter Center • March 13-16 • Newark, Del.

First Round

#5 Towson 61 #12 Hofstra 52
 #6 Northeastern 78 #11 George Mason 46
#7 William and Mary 82 #10 Georgia State 60
 #8 UNC Wilmington 59 #9 Delaware 56

Quarterfinals

#1 Old Dominion 82 #8 UNC Wilmington 65
#2 James Madison 53 #7 William and Mary 46
 #3 VCU 51 #6 Northeastern 50
 #5 Towson 62 #4 Drexel 53

Semifinals

#1 Old Dominion 74 #5 Towson 51
 #3 VCU 69 #2 James Madison 60

Championship

#1 Old Dominion 71 #3 VCU 64

NCAA Championships

First Round • March 23

#5 Old Dominion 82 #12 Liberty 62

Second Round • March 25

#5 Old Dominion 88 #4 Virginia 85 (OT)

Region Semifinal • March 30

#1 Connecticut 78 #5 Old Dominion 63

National Invitational Tournament

First Round • March 20

James Madison 80 Radford 58

First Round • March 22

VCU 80 Charlotte 67

Second Round • March 22

James Madison 86 Indiana 81 (OT)

Second Round • March 24

Michigan 75 VCU 57

Third Round • March 26

Kentucky 84 James Madison 76

Conference Awards

Coach of the Year

Wendy Larry, ODU

Player of the Year

Tamera Young, JMU

Rookie of the Year

Brittany Blackwell, UNCW

Defensive Player of the Year

Kyle DeHaven, Delaware

Dean Ehlers Leadership Award

Kyra Kaylor, William & Mary

Scholar-Athlete of the Year

Megan Pym, Old Dominion

Tournament MVP

Shahida Williams, Old Dominion

First-Team All-CAA

Tamera Young, James Madison
 T.J. Jordan, Old Dominion
Kyra Kaylor, William & Mary
 Gabriela Marginean, Drexel
 Krystal Vaughn, VCU

Second-Team All-CAA

Brittany Blackwell, UNCW
 Quanitra Hollingsworth, VCU
 Tiffany Green, Old Dominion
 Holly Mahan, Towson
 Shaleyse Smallwood, Northeastern

Third-Team All-CAA

Shanae Baker-Price, Towson
 Jessica Canady, Old Dominion
 Kyle DeHaven, Delaware
 Brittany Hollins, Georgia State
 Narissa Suber, Drexel
 Sahsha Taylor, UNCW

CAA All-Rookie Team

Brittany Blackwell, UNCW
 Dawn Evans, James Madison
 Jasmine Parker, Old Dominion
 Britne Rodgers, Hofstra
 Jasmina Rosseel, Drexel

CAA All-Defensive Team

Kyle DeHaven, Delaware
Tiffany Benson, William & Mary
 Brittany Hollins, Georgia State
 Tiffany Green, Old Dominion
 Holly Mahan, Towson

CAA All-Academic First Team

Megan Pym, Old Dominion
 Radoslava Bachvarova, VCU
 Christina Biedny, Hofstra
 Jennifer Nuzzo, Old Dominion
 Niki Williams, Hofstra

CAA All-Academic Second Team

Kyra Kaylor, William & Mary
 Jennifer Brown, James Madison
 Farrah Ferguson, Delaware
 Stephanie Fernald, UNCW
 Rashauna Hobbs, George Mason
 Brittany Hollins, Georgia State
 Jamie Mundy, Delaware
 Linn Quamme, Hofstra
 Casey Quigley, George Mason
 Jennifer Stjarnstrom, Drexel

CAA All-Tournament Team

Shahida Williams, Old Dominion
 Radoslava Bachvarova, VCU
 Tiffany Green, Old Dominion
 T.J. Jordan, Old Dominion
 La'Tavia Rorie, VCU
 Krystal Vaughn, VCU

2007-08 CAA TEAM STATISTICS

SCORING OFFENSE

Team	G	W-L	Pts	Avg
1. Old Dominion	36	31-5	2708	75.2
2. James Madison	34	24-10	2449	72.0
3. VCU	34	26-8	2227	65.5
4. Northeastern	30	14-16	1891	63.0
5. UNC Wilmington	31	17-14	1928	62.2
6. William & Mary	32	14-18	1981	61.9
7. Towson	32	22-10	1970	61.6
8. Drexel	30	18-12	1795	59.8
9. Georgia State	30	8-22	1725	57.5
10. Hofstra	30	5-25	1672	55.7
11. George Mason	30	9-21	1644	54.8
12. Delaware	31	7-24	1569	50.6

SCORING DEFENSE

Team	G	Pts	Avg/G
1. Drexel	30	1637	54.6
2. VCU	34	1919	56.4
3. Towson	32	1844	57.6
4. Delaware	31	1818	58.6
5. James Madison	34	2064	60.7
6. Old Dominion	36	2191	60.9
7. William & Mary	32	1982	61.9
8. UNC Wilmington	31	1974	63.7
9. George Mason	30	1947	64.9
10. Hofstra	30	1964	65.5
11. Georgia State	30	2016	67.2
12. Northeastern	30	2043	68.1

SCORING MARGIN

Team	G	OFF	DEF	+/-
1. Old Dominion	36	75.2	60.9	+14.4
2. James Madison	34	72.0	60.7	+11.3
3. VCU	34	65.5	56.4	+9.1
4. Drexel	30	59.8	54.6	+5.3
5. Towson	32	61.6	57.6	+3.9
6. William & Mary	32	61.9	61.9	+0.0
7. UNC Wilmington	31	62.2	63.7	-1.5
8. Northeastern	30	63.0	68.1	-5.1
9. Delaware	31	50.6	58.6	-8.0
10. Georgia State	30	57.5	67.2	-9.7
11. Hofstra	30	55.7	65.5	-9.7
12. George Mason	30	54.8	64.9	-10.1

FREE THROW PERCENTAGES

Team	G	FTM	FTA	Pct
1. Drexel	30	304	374	.813
2. Northeastern	30	332	431	.770
3. Hofstra	30	299	400	.748
4. Towson	32	453	660	.686
5. VCU	34	485	709	.684
6. UNC Wilmington	31	496	728	.681
7. Delaware	31	394	585	.674
8. Old Dominion	36	539	831	.649
9. James Madison	34	518	800	.648
10. William & Mary	32	380	596	.638
11. George Mason	30	347	565	.614
12. Georgia State	30	296	482	.614

FIELD GOAL PERCENTAGES

Team	G	FG	FGA	Pct
1. Old Dominion	36	991	2261	.438
2. Drexel	30	642	1526	.421
3. UNC Wilmington	31	670	1602	.418
4. James Madison	34	886	2150	.412
5. Northeastern	30	683	1674	.408
6. VCU	34	798	1967	.406
7. Georgia State	30	670	1763	.380
8. Towson	32	690	1832	.377
9. William & Mary	32	705	1879	.375
10. George Mason	30	597	1594	.375
11. Hofstra	30	610	1658	.368
12. Delaware	31	554	1701	.326

FIELD GOAL PCT DEFENSE

Team	G	FG	FGA	Pct
1. James Madison	34	720	1944	.370
2. Old Dominion	36	788	2116	.372
3. Drexel	30	571	1523	.375
4. VCU	34	714	1888	.378
5. Towson	32	673	1747	.385
6. William & Mary	32	745	1896	.393
7. Hofstra	30	682	1688	.404
8. Delaware	31	627	1550	.405
9. Georgia State	30	699	1716	.407
10. George Mason	30	670	1613	.415
11. UNC Wilmington	31	726	1728	.420
12. Northeastern	30	776	1756	.442

3-POINT FIELD GOAL PERCENTAGES

Team	G	FG	FGA	Pct
1. Drexel	30	207	563	.368
2. Old Dominion	36	187	542	.345
3. Northeastern	30	193	566	.341
4. UNC Wilmington	31	92	281	.327
5. VCU	34	146	448	.326
6. William & Mary	32	191	602	.317
7. James Madison	34	159	508	.313
8. Towson	32	137	445	.308
9. Hofstra	30	153	503	.304
10. George Mason	30	103	372	.277
11. Delaware	31	67	279	.240
12. Georgia State	30	89	390	.228

3-POINT FIELD GOAL PCT DEFENSE

Team	G	FG	FGA	Pct
1. VCU	34	123	458	.269
2. Old Dominion	36	131	476	.275
3. Drexel	30	117	413	.283
4. Towson	32	131	447	.293
5. James Madison	34	124	413	.300
6. William & Mary	32	133	431	.309
7. George Mason	30	137	441	.311
8. Northeastern	30	131	416	.315
9. Hofstra	30	134	421	.318
10. Delaware	31	161	500	.322
11. Georgia State	30	148	459	.322
12. UNC Wilmington	31	158	479	.330

REBOUNDING OFFENSE

Team	G	Reb	Avg/G
1. James Madison	34	1599	47.0
2. Old Dominion	36	1541	42.8
3. Towson	32	1247	39.0
4. William & Mary	32	1238	38.7
5. VCU	34	1309	38.5
6. Georgia State	30	1137	37.9
7. Delaware	31	1114	35.9
UNC Wilmington	31	1114	35.9
9. Hofstra	30	1027	34.2
10. George Mason	30	1003	33.4
11. Northeastern	30	977	32.6
12. Drexel	30	933	31.1

REBOUNDING DEFENSE

Team	G	Reb	Avg/G
1. James Madison	34	1161	34.1
2. UNC Wilmington	31	1064	34.3
3. Drexel	30	1034	34.5
4. Towson	32	1157	36.2
5. Old Dominion	36	1329	36.9
6. VCU	34	1257	37.0
7. Delaware	31	1182	38.1
8. Northeastern	30	1150	38.3
9. Georgia State	30	1164	38.8
10. George Mason	30	1172	39.1
11. Hofstra	30	1184	39.5
12. William & Mary	32	1301	40.7

REBOUNDING MARGIN

Team	G	Avg	Avg/D	+/-
1. James Madison	34	47.0	34.1	+12.9
2. Old Dominion	36	42.8	36.9	+5.9
3. Towson	32	39.0	36.2	+2.8
4. UNC Wilmington	31	35.9	34.3	+1.6
5. VCU	34	38.5	37.0	+1.5
6. Georgia State	30	37.9	38.8	-0.9
7. William & Mary	32	38.7	40.7	-2.0
8. Delaware	31	35.9	38.1	-2.2
9. Drexel	30	31.1	34.5	-3.4
10. Hofstra	30	34.2	39.5	-5.2
11. George Mason	30	33.4	39.1	-5.6
12. Northeastern	30	32.6	38.3	-5.8

BLOCKED SHOTS

Team	G	Blocks	Avg/G
1. Old Dominion	36	191	5.31
2. James Madison	34	164	4.82
3. Drexel	30	100	3.33
4. William & Mary	32	105	3.28
5. Georgia State	30	91	3.03
6. Hofstra	30	87	2.90
7. Towson	32	82	2.56
8. Delaware	31	78	2.52
9. Northeastern	30	74	2.47
10. VCU	34	78	2.29
11. UNC Wilmington	31	69	2.23
12. George Mason	30	65	2.17

ASSISTS

Team	G	Assists	Avg/G
1. Old Dominion	36	596	16.56
2. VCU	34	504	14.82
3. Drexel	30	418	13.93
4. Georgia State	30	414	13.80
5. James Madison	34	458	13.47
6. Towson	32	405	12.66
7. Northeastern	30	365	12.17
8. Hofstra	30	364	12.13
9. UNC Wilmington	31	374	12.06
10. William & Mary	32	359	11.22
11. George Mason	30	298	9.93
12. Delaware	31	236	7.61

STEALS

Team	G	Steals	Avg/G
1. Towson	32	403	12.59
2. Delaware	31	359	11.58
3. William & Mary	32	356	11.13
4. Old Dominion	36	389	10.81
5. UNC Wilmington	31	318	10.26
6. VCU	34	333	9.79
7. Hofstra	30	283	9.43
8. Georgia State	30	281	9.37
9. Drexel	30	234	7.80
10. Northeastern	30	226	7.53
11. George Mason	30	224	7.47
12. James Madison	34	249	7.32

TURNOVER MARGIN

Team	G	Avg	Avg/D	+/-
1. VCU	34	17.2	21.1	+3.88
2. Old Dominion	36	18.1	20.7	+2.64
3. Towson	32	18.7	20.8	+2.06
4. Delaware	31	19.3	21.2	+1.94
5. Drexel	30	15.3	16.5	+1.17
6. William & Mary	32	18.7	19.8	+1.06
7. Northeastern	30	16.6	16.2	-0.37
8. George Mason	30	18.3	17.4	-0.97
9. UNC Wilmington	31	21.0	19.7	-1.32
10. James Madison	34	18.0	16.6	-1.38
11. Georgia State	30	21.7	19.5	-2.23
12. Hofstra	30	21.5	19.2	-2.30

2007-08 CAA TEAM STATISTICS

ASSIST/TURNOVER RATIO

Team	G	A	TO	Ratio
1. Old Dominion	36	596	651	0.92
2. Drexel	30	418	460	0.91
3. VCU	34	504	586	0.86
4. James Madison	34	458	613	0.75
5. Northeastern	30	365	497	0.73
6. Towson	32	405	598	0.68
7. Georgia State	30	414	652	0.63
8. William & Mary	32	359	598	0.60
9. UNC Wilmington	31	374	651	0.57
10. Hofstra	30	364	646	0.56
11. George Mason	30	298	550	0.54
12. Delaware	31	236	598	0.39

OFFENSIVE REBOUNDS

Team	G	No.	Avg/G
1. James Madison	34	679	19.97
2. Old Dominion	36	614	17.06
3. Georgia State	30	471	15.70
4. Towson	32	502	15.69
5. Delaware	31	473	15.26
6. William & Mary	32	479	14.97
7. VCU	34	498	14.65
8. UNC Wilmington	31	412	13.29
9. Hofstra	30	352	11.73
10. Northeastern	30	347	11.57
11. George Mason	30	331	11.03
12. Drexel	30	269	8.97

DEFENSIVE REBOUNDS

Team	G	No.	Avg/G
1. James Madison	34	920	27.06
2. Old Dominion	36	927	25.75
3. VCU	34	811	23.85
4. William & Mary	32	759	23.72
5. Towson	32	745	23.28
6. UNC Wilmington	31	702	22.65
7. Hofstra	30	675	22.50
8. George Mason	30	672	22.40
9. Georgia State	30	666	22.20
10. Drexel	30	664	22.13
11. Northeastern	30	630	21.00
12. Delaware	31	641	20.68

3-POINT FIELD GOALS MADE

Team	G	3FG	Avg/G
1. Drexel	30	207	6.90
2. Northeastern	30	193	6.43
3. William & Mary	32	191	5.97
4. Old Dominion	36	187	5.19
5. Hofstra	30	153	5.10
6. James Madison	34	159	4.68
7. VCU	34	146	4.29
8. Towson	32	137	4.28
9. George Mason	30	103	3.43
10. UNC Wilmington	31	92	2.97
11. Georgia State	30	89	2.97
12. Delaware	31	67	2.16

TEAM SUMMARIES

	CONFERENCE					OVERALL				
	W	L	Pct	PF	PA	W	L	Pct	PF	PA
STANDINGS										
Old Dominion	17	1	.944	78.1	56.9	31	5	.861	75.2	60.9
James Madison	14	4	.778	70.9	58.3	24	10	.706	72.0	60.7
VCU	13	5	.722	64.8	57.3	26	8	.765	65.5	56.4
Drexel	13	5	.722	60.4	53.7	18	12	.600	59.8	54.6
Towson	12	6	.667	58.7	55.9	22	10	.688	61.6	57.6
Northeastern	8	10	.444	60.6	67.2	14	16	.467	63.0	68.1
UNC Wilmington	7	11	.389	58.5	64.2	17	14	.548	62.2	63.7
William & Mary	7	11	.389	58.1	60.7	14	18	.438	61.9	61.9
Delaware	6	12	.333	52.2	56.0	7	24	.226	50.6	58.6
Georgia State	5	13	.278	56.4	67.4	8	22	.267	57.5	67.2
George Mason	3	15	.167	52.6	63.7	9	21	.300	54.8	64.9
Hofstra	3	15	.167	55.6	65.6	5	25	.167	55.7	65.5

OVERALL SUMMARY

Team	G	POINTS	+/-	FG-FGA	Pct	3FG-FGA	Pct	FT-FTA	Pct	REBS	+/-
Delaware	31	1569-1818	-8.0	554-1701	.326	67-279	.240	394-585	.674	1114-1182	-2.2
Drexel	30	1795-1637	+5.3	642-1526	.421	207-563	.368	304-374	.813	933-1034	-3.4
George Mason	30	1644-1947	-10.1	597-1594	.375	103-372	.277	347-565	.614	1003-1172	-5.6
Georgia State	30	1725-2016	-9.7	670-1763	.380	89-390	.228	296-482	.614	1137-1164	-0.9
Hofstra	30	1672-1964	-9.7	610-1658	.368	153-503	.304	299-400	.748	1027-1184	-5.2
James Madison	34	2449-2064	+11.3	886-2150	.412	159-508	.313	518-800	.648	1599-1161	+12.9
Northeastern	30	1891-2043	-5.1	683-1674	.408	193-566	.341	332-431	.770	977-1150	-5.8
Old Dominion	36	2708-2191	+14.4	991-2261	.438	187-542	.345	539-831	.649	1541-1329	+5.9
Towson	32	1970-1844	+3.9	690-1832	.377	137-445	.308	453-660	.686	1247-1157	+2.8
UNC Wilmington	31	1928-1974	-1.5	670-1602	.418	92-281	.327	496-728	.681	1114-1064	+1.6
VCU	34	2227-1919	+9.1	798-1967	.406	146-448	.326	485-709	.684	1309-1257	+1.5
William & Mary	32	1981-1982	+0.0	705-1879	.375	191-602	.317	380-596	.638	1238-1301	-2.0

CONFERENCE SUMMARY

Team	G	POINTS	+/-	FG-FGA	Pct	3FG-FGA	Pct	FT-FTA	Pct	REBS	+/-
Delaware	18	939-1008	-3.8	341-1014	.336	36-134	.269	221-342	.646	675-670	+0.3
Drexel	18	1088-966	+6.8	382-883	.433	117-320	.366	207-250	.828	556-601	-2.5
George Mason	18	946-1146	-11.1	345-931	.371	56-210	.267	200-335	.597	584-708	-6.9
Georgia State	18	1015-1213	-11.0	393-1036	.379	58-258	.225	171-280	.611	665-685	-1.1
Hofstra	18	1001-1181	-10.0	358-986	.363	92-307	.300	193-251	.769	605-718	-6.3
James Madison	18	1277-1049	+12.7	461-1074	.429	79-249	.317	276-436	.633	857-624	+12.9
Northeastern	18	1090-1210	-6.7	395-992	.398	110-346	.318	190-256	.742	604-694	-5.0
Old Dominion	18	1406-1025	+21.2	516-1126	.458	95-275	.345	279-410	.680	780-658	+6.8
Towson	18	1057-1007	+2.8	367-1024	.358	66-243	.272	257-368	.698	700-677	+1.3
UNC Wilmington	18	1053-1155	-5.7	359-864	.416	45-148	.304	290-422	.687	615-602	+0.7
VCU	18	1167-1032	+7.5	418-1071	.390	78-242	.322	253-363	.697	703-680	+1.3
William & Mary	18	1045-1092	-2.6	373-1029	.362	76-286	.266	223-339	.658	695-722	-1.5

ATTENDANCE

Team	HOME	Avg	AWAY	Avg	NEUTRAL	Avg	ALL	Avg
Delaware	16-16335	1021	12-17502	1458	3-3732	1244	31-37569	1212
Drexel	15-8360	557	14-13989	999	1-1716	1716	30-24065	802
George Mason	14-12879	920	14-14258	1018	2-1825	912	30-28962	965
Georgia State	15-7459	497	12-14364	1197	3-1828	609	30-23651	788
Hofstra	13-7271	559	13-12189	938	4-6002	1500	30-25462	849
James Madison	15-34504	2300	16-15235	952	3-3833	1278	34-53572	1576
Northeastern	12-4409	367	14-11964	855	4-3189	797	30-19562	652
Old Dominion	14-47983	3427	14-36775	2627	8-25887	3236	36-110645	3073
Towson	13-7672	590	15-16972	1131	4-12504	3126	32-37148	1161
UNC Wilmington	15-7751	517	14-12810	915	2-1871	936	31-22432	724
VCU	15-7808	521	16-16852	1053	3-5101	1700	34-29761	875
William & Mary	12-6121	510	14-17043	1217	6-6718	1120	32-29882	934
Totals	169-168552	997	168-199953	1190	43-74206	1726	272-334116	1228

2007-08 CAA INDIVIDUAL LEADERS

To be ranked, a player must appear in at least 75.0% of their team's games.

SCORING

Player-Team	Cl	G	FG	3FG	FT	Pts	Avg
1. Young, Tamera-JMU	SR	34	259	14	161	693	20.4
2. Marginean, Gabriela-DU	SO	30	213	26	118	570	19.0
3. Vaughn, Krystal-VCU	SR	34	190	12	140	532	15.6
4. Kaylor, Kyra-W&M	SR	32	148	23	143	462	14.4
5. Blackwell, Brittany-UNCW	FR	29	150	6	112	418	14.4
6. Evans, Dawn-JMU	FR	30	129	85	62	405	13.5
7. Taylor, Sahsha-UNCW	JR	31	148	5	114	415	13.4
8. Wade, Lateisha-GMU	SR	30	120	31	129	400	13.3
9. Mahan, Holly-TU	SR	32	157	61	47	422	13.2
10. Hollins, Brittany-GSU	JR	30	162	28	43	395	13.2
11. Smallwood, Shaleyse-NU	SR	30	137	37	73	384	12.8
12. Jordan, T.J.-ODU	SR	34	142	82	65	431	12.7
13. Suber, Narissa-DU	SR	30	118	69	52	357	11.9
14. Baker-Brice, Shanae-TU	SO	32	128	14	105	375	11.7
15. Green, Tiffany-ODU	JR	36	148	0	114	410	11.4

REBOUNDING

Player-Team	Cl	G	OFF	DEF	TOT	Avg
1. Young, Tamera-JMU	SR	34	125	227	352	10.4
2. Kaylor, Kyra-W&M	SR	32	83	187	270	8.4
3. Rawls, Shay-GSU	SO	30	110	139	249	8.3
4. Benson, Tiffany-W&M	SO	32	139	120	259	8.1
5. Davis, Kandace-TU	SO	30	84	154	238	7.9
6. Blackwell, Brittany-UNCW	FR	29	89	134	223	7.7
7. Green, Tiffany-ODU	JR	36	127	148	275	7.6
8. Stokes, Kisha-JMU	JR	34	126	132	258	7.6
9. Brown, Jennifer-JMU	SR	32	124	110	234	7.3
10. Mahan, Holly-TU	SR	32	84	148	232	7.3
11. Pym, Megan-ODU	SR	36	105	154	259	7.2
12. Marginean, Gabriela-DU	SO	30	58	156	214	7.1
13. Walker, Candace-UNCW	SO	31	77	133	210	6.8
14. Canady, Jessica-ODU	SO	36	80	153	233	6.5
15. Vaughn, Krystal-VCU	SR	34	106	108	214	6.3

FIELD GOAL PCT (Min. 4.0 made per game)

Player-Team	Cl	G	FG	FGA	Pct
1. Canady, Jessica-ODU	SO	36	148	262	.565
2. McKeller, Danyiel-GSU	SO	30	137	260	.527
3. Blackwell, Brittany-UNCW	FR	29	150	293	.512
4. Williams, Shahida-ODU	SR	36	155	311	.498
5. Marginean, Gabriela-DU	SO	30	213	428	.498
6. Green, Tiffany-ODU	JR	36	148	318	.465
7. Vaughn, Krystal-VCU	SR	34	190	416	.457
8. Taylor, Sahsha-UNCW	JR	31	148	325	.455
9. Kaylor, Kyra-W&M	SR	32	148	330	.448
10. Smallwood, Shaleyse-NU	SR	30	137	324	.423
11. Young, Tamera-JMU	SR	34	259	632	.410
12. Wade, Lateisha-GMU	SR	30	120	293	.410
13. Baker-Brice, Shanae-TU	SO	32	128	329	.389
14. Mahan, Holly-TU	SR	32	157	405	.388
15. Jordan, T.J.-ODU	SR	34	142	387	.367



Tiffany Benson

ASSISTS

Player-Team	Cl	G	Assists	Avg
1. Walters, Jazzmin-ODU	JR	36	179	4.97
2. Jones, LaKea-VCU	SR	34	159	4.68
3. Hollins, Brittany-GSU	JR	30	137	4.57
4. Smallwood, Shaleyse-NU	SR	30	136	4.53
5. Baker-Brice, Shanae-TU	SO	32	134	4.19
6. Evans, Dawn-JMU	FR	30	115	3.83
7. Freeman, Alis-TU	JR	31	116	3.74
8. Williams, Niki-HU	JR	30	112	3.73
9. Mann, Monica-GSU	SO	29	106	3.66
10. DeHaven, Kyle-UD	SR	29	105	3.62
11. Bellocchio, Candice-HU	FR	30	100	3.33
12. Hester, Nicole-DU	JR	26	82	3.15
13. Young, Tamera-JMU	SR	34	103	3.03
14. Rorie, La'Tavia-VCU	SO	34	98	2.88
15. Smith, Shade-UNCW	JR	30	83	2.77
Pablos, Lucia-NU	SR	30	83	2.77

FREE THROW PCT (Min. 2.0 made per game)

Player-Team	Cl	G	FTM	FTA	Pct
1. Marginean, Gabriela-DU	SO	30	118	129	.915
2. Evans, Dawn-JMU	FR	30	62	68	.912
3. Luksyte, Greta-UNCW	SO	31	85	97	.876
4. Pablos, Lucia-NU	SR	30	86	102	.843
5. Kaylor, Kyra-W&M	SR	32	143	173	.827
6. DeHaven, Kyle-UD	SR	29	100	121	.826
7. Vaughn, Krystal-VCU	SR	34	140	175	.800
8. Baker-Brice, Shanae-TU	SO	32	105	133	.789
9. Bellocchio, Candice-HU	FR	30	73	93	.785
10. Brigham, Sam-HU	SO	30	62	79	.785
11. Stokes, Kisha-JMU	JR	34	68	87	.782
12. Smallwood, Shaleyse-NU	SR	30	73	94	.777
13. Canady, Jessica-ODU	SO	36	98	132	.742
14. Parker, Jasmine-ODU	FR	36	73	100	.730
15. Freeman, Alis-TU	JR	31	69	95	.726

STEALS

Player-Team	Cl	G	Steals	Avg
1. DeHaven, Kyle-UD	SR	29	133	4.59
2. Mahan, Holly-TU	SR	32	88	2.75
3. Hollins, Brittany-GSU	JR	30	82	2.73
4. James, Devin-W&M	SR	32	84	2.63
5. Williams, Niki-HU	JR	30	63	2.10
6. Walker, Candace-UNCW	SO	31	63	2.03
7. Baker-Brice, Shanae-TU	SO	32	64	2.00
8. Freeman, Alis-TU	JR	31	61	1.97
9. Jones, LaKea-VCU	SR	34	66	1.94
10. Beasley, Jamell-TU	SR	32	62	1.94
11. Young, Tamera-JMU	SR	34	65	1.91
12. Blackwell, Brittany-UNCW	FR	29	54	1.86
13. Marginean, Gabriela-DU	SO	30	53	1.77
Fripp, Natty-HU	JR	30	53	1.77
15. Taylor, Sahsha-UNCW	JR	31	54	1.74

3-POINT FG PCT (Min. 1.5 made per game)

Player-Team	Cl	G	3FG	FGA	Pct
1. Suber, Narissa-DU	SR	30	69	167	.413
2. Portell, Courtney-W&M	JR	30	72	193	.373
3. Evans, Dawn-JMU	FR	30	85	242	.351
4. Feldman, Ashlee-NU	JR	30	64	186	.344
5. Walton, Kendra-NU	SO	29	50	148	.338
6. Mahan, Holly-TU	SR	32	61	182	.335
7. Jordan, T.J.-ODU	SR	34	82	252	.325

3-POINT FG MADE

Player-Team	Cl	G	3FG	Avg
1. Evans, Dawn-JMU	FR	30	85	2.83
2. Jordan, T.J.-ODU	SR	34	82	2.41
3. Portell, Courtney-W&M	JR	30	72	2.40
4. Suber, Narissa-DU	SR	30	69	2.30
5. Feldman, Ashlee-NU	JR	30	64	2.13
6. Mahan, Holly-TU	SR	32	61	1.91
7. Walton, Kendra-NU	SO	29	50	1.72
8. Rosseel, Jasmina-DU	FR	29	43	1.48
9. Luksyte, Greta-UNCW	SO	31	43	1.39
10. Hobbs, Rashauna-GMU	SO	29	39	1.34
11. Frupp, Natty-HU	JR	30	39	1.30
12. Rorie, La'Tavia-VCU	SO	34	43	1.26
13. Smallwood, Shaleyse-NU	SR	30	37	1.23
14. Hester, Nicole-DU	JR	26	31	1.19
15. Walters, Jazzmin-ODU	JR	36	41	1.14

BLOCKED SHOTS

Player-Team	Cl	G	Blocks	Avg
1. Green, Tiffany-ODU	JR	36	70	1.94
2. Benson, Tiffany-W&M	SO	32	58	1.81
3. Pym, Megan-ODU	SR	36	52	1.44
4. Cornish, Brooke-DU	SO	28	38	1.36
5. Uqdah, Nina-JMU	JR	34	40	1.18

6. Brown, Jennifer-JMU	SR	32	37	1.16
7. Davis, Kandace-TU	SO	30	31	1.03
8. Williams, Shahida-ODU	SR	36	32	0.89
9. Ferguson, Farrah-UD	SO	24	21	0.88
10. Johnson, Delise-DU	SR	29	25	0.86
11. Jimenez, Lauren-JMU	FR	32	26	0.81
12. Carr, Kim-NU	SO	26	21	0.81
13. Harrison, Sha'Ron-UD	SO	30	24	0.80
14. White, Martha-UNCW	FR	31	24	0.77
15. Young, Tamera-JMU	SR	34	25	0.74

ASSIST/TURNOVER RATIO (Min. 3.0 assists/game)

Player-Team	Cl	G	A	TO	Ratio
1. Jones, LaKea-VCU	SR	34	159	90	1.77
2. Hester, Nicole-DU	JR	26	82	48	1.71
3. Smallwood, Shaleyse-NU	SR	30	136	81	1.68
4. Walters, Jazzmin-ODU	JR	36	179	109	1.64
5. Mann, Monica-GSU	SO	29	106	74	1.43
6. Freeman, Alis-TU	JR	31	116	86	1.35
7. Williams, Niki-HU	JR	30	112	96	1.17
8. Evans, Dawn-JMU	FR	30	115	108	1.06
9. Baker-Brice, Shanae-TU	SO	32	134	126	1.06
10. DeHaven, Kyle-UD	SR	29	105	113	0.93
11. Hollins, Brittany-GSU	JR	30	137	151	0.91
12. Bellocchio, Candice-HU	FR	30	100	119	0.84
13. Young, Tamera-JMU	SR	34	103	131	0.79

OFFENSIVE REBOUNDS

Player-Team	Cl	G	No.	Avg
1. Benson, Tiffany-W&M	SO	32	139	4.34
2. Brown, Jennifer-JMU	SR	32	124	3.88
3. Stokes, Kisha-JMU	JR	34	126	3.71
4. Young, Tamera-JMU	SR	34	125	3.68
5. Rawls, Shay-GSU	SO	30	110	3.67
6. Green, Tiffany-ODU	JR	36	127	3.53
7. Vaughn, Krystal-VCU	SR	34	106	3.12
8. Blackwell, Brittany-UNCW	FR	29	89	3.07
9. Pym, Megan-ODU	SR	36	105	2.92
10. Taylor, Sahsha-UNCW	JR	31	89	2.87
11. Jenkins, Arlene-UD	FR	28	80	2.86
12. Davis, Kandace-TU	SO	30	84	2.80
13. Harrison, Sha'Ron-UD	SO	30	81	2.70
14. Mahan, Holly-TU	SR	32	84	2.63
15. Kaylor, Kyra-W&M	SR	32	83	2.59

DEFENSIVE REBOUNDS

Player-Team	Cl	G	No.	Avg
1. Young, Tamera-JMU	SR	34	227	6.68
2. Kaylor, Kyra-W&M	SR	32	187	5.84
3. Marginean, Gabriela-DU	SO	30	156	5.20
4. Davis, Kandace-TU	SO	30	154	5.13
5. Rawls, Shay-GSU	SO	30	139	4.63
6. Mahan, Holly-TU	SR	32	148	4.63
7. Blackwell, Brittany-UNCW	FR	29	134	4.62
8. DeHaven, Kyle-UD	SR	29	125	4.31
9. Walker, Candace-UNCW	SO	31	133	4.29
10. Pym, Megan-ODU	SR	36	154	4.28
11. Canady, Jessica-ODU	SO	36	153	4.25
12. Green, Tiffany-ODU	JR	36	148	4.11
13. Stokes, Kisha-JMU	JR	34	132	3.88
14. Hodell, Stefanie-NU	SR	30	116	3.87
15. Walton, Kendra-NU	SO	29	109	3.76

MINUTES PLAYED

Player-Team	Cl	G	Minutes	Avg
1. Hollins, Brittany-GSU	JR	30	1127	37.57
2. DeHaven, Kyle-UD	SR	29	1041	35.90
3. Suber, Narissa-DU	SR	30	1055	35.17
Smallwood, Shaleyse-NU	SR	30	1055	35.17
5. Young, Tamera-JMU	SR	34	1159	34.09
6. Marginean, Gabriela-DU	SO	30	1019	33.97
7. Jones, LaKea-VCU	SR	34	1129	33.21
8. Mahan, Holly-TU	SR	32	1054	32.94
9. Baker-Brice, Shanae-TU	SO	32	1046	32.69
10. Pablos, Lucia-NU	SR	30	967	32.23
11. Evans, Dawn-JMU	FR	30	963	32.10
12. Davis, Kandace-TU	SO	30	955	31.83
13. James, Devin-W&M	SR	32	9	



ARCHIVES

ALL-TIME RESULTS	66-69
OPPONENT SERIES	70-73
GAME RECORDS	74-75
SEASON RECORDS	76-78
CAREER RECORDS	79
YEARLY LEADERS	80
ACCOLADES	81
1,000 POINT CLUB	82
ALL-TIME ROSTER	83
LYNN NOREBERG BARRY	84



KYRA KAYLOR
 THE COLLEGE OF WILLIAM & MARY
 WOMEN'S BASKETBALL
 CAREER REBOUNDING LEADER
 2005 - 2008

KYRA KAYLOR '07 BECAME THE COLLEGE'S ALL-TIME LEADING REBOUNDER IN 2008, SURPASSING TIFFANY STONE '91 (RIGHT)

ALL-TIME RESULTS

In 1918, the *Flat Hat* (the College's student-newspaper) had this to say as the first class of women matriculated at William and Mary: "Don't think because girls are coming here, that we must lose spirit. Dig harder and show the girls that this is a men's college where men work like men and not as babies or grammar school 'hotten-tots.'" Just three years later, in 1921, the "girls" took on the challenge of women's intercollegiate basketball. From here things progressed rapidly, with the ladies taking "their first trip North" to Washington in 1923.

One of those adventurous women on the first varsity team was Martha Barksdale (1899-1974). She was both a forward and the manager of the team that year. In 1926, Barksdale joined the W&M faculty as a physical education teacher, Women's Athletic Council member and basketball coach. She devoted her entire professional career of 45 years to teaching and coaching sports at W&M. Barksdale, the first woman to receive the bachelor of arts degree at the College, was a prime force in establishing the Women's Intercollegiate Athletics Program.

In 1944 the program took a short break, eliminating varsity competition due to World War II. After the war the number of scheduled games decreased. But by 1960, Barksdale's last year of coaching, things were back in full swing.

Forty women arrived ready to play on the first day of practice.

In 1977, coach Eloise Jacobs described her players as the "best all-around team in 16 years." That was W&M Athletic Hall of Fame member Lynn Norenberg's first season with the Tribe and the first of four years as the team's scoring leader. During her college career, Norenberg re-wrote the Tribe record books establishing career marks for most points (1,500), best scoring average per game (18.3), best field goal percentage (.619), most field goals (607) and best free throw percentage (77.5). The two-time Academic All-America and Phi Beta Kappa honoree was a member of three all-state teams, three all-state tournament teams and one all-region team.

Between 1977 and 1981 the Tribe women, including Norenberg, broke every team season record.

The 1983-84 season signaled the beginning of a new era for women's basketball at W&M as the Tribe moved from the AIAW to unofficial ECAC-South competition. In 1984-85, the Tribe made the move from Division II to NCAA Division I membership, and played its first official ECAC-South season. W&M joined the Colonial Athletic Association at its inception in 1985.

The 1993-94 team broke the school record

for wins in a season (20), winning percentage (.714), scoring average (71.3) and assists (399).

2006-07 also proved to be a banner campaign for W&M, as the team earned 19 victories and earned its second consecutive winning season for the initial time as a Division I program. Additionally, the Tribe claimed 10 conference triumphs, marking the first time it had earned double-digit conference win totals in consecutive seasons.

W&M women's basketball records date back to 1970 when Pat Crowe was the head coach. Eloise Jacobs led the program from 1976-78 prior to an eight-year reign by Barbara Wetters (Blosser), the first full-time women's basketball coach at the College who would go on to a variety of administrative positions in the athletic department, retiring as the Senior Executive Associate Athletics Director. Patrick Megel took over the program when Blosser moved into the administrative ranks and was succeeded by Trina Thomas Patterson in 1991. In 1999, former Tribe basketball and lacrosse player and 1986 graduate Debbie Taylor took over at the helm, and begins her 10th year at the head of the Tribe program as the longest-tenured and winningest coach in modern history.

Year-by-Year Records

Year	Coach	Affiliation	Conference	Finish	Overall
2007-08	Debbie Taylor	I - Colonial Athletic	7-11	Seventh	14-18
2006-07	Debbie Taylor	I - Colonial Athletic	10-8	Fifth	19-12
2005-06	Debbie Taylor	I - Colonial Athletic	11-7	Fifth	15-13
2004-05	Debbie Taylor	I - Colonial Athletic	2-16	Tenth	4-24
2003-04	Debbie Taylor	I - Colonial Athletic	6-12	Ninth	11-18
2002-03	Debbie Taylor	I - Colonial Athletic	4-14	Ninth	8-20
2001-02	Debbie Taylor	I - Colonial Athletic	5-13	Ninth	12-17
2000-01	Debbie Taylor	I - Colonial Athletic	5-11	Seventh	10-19
1999-00	Debbie Taylor	I - Colonial Athletic	1-15	Ninth	6-21
9 Seasons			51-107		99-162
1998-99	Trina Patterson	I - Colonial Athletic	8-8	Fourth	15-13
1997-98	Trina Patterson	I - Colonial Athletic	3-13	Ninth	10-17
1996-97	Trina Patterson	I - Colonial Athletic	3-13	Ninth	7-20
1995-96	Trina Patterson	I - Colonial Athletic	6-10	Tied for Sixth	14-13
1994-95	Trina Patterson	I - Colonial Athletic	3-11	Tied for Sixth	8-21
1993-94	Trina Patterson	I - Colonial Athletic	9-5	Third	20-8
1992-93	Trina Patterson	I - Colonial Athletic	3-11	Seventh	11-17
1991-92	Trina Patterson	I - Colonial Athletic	3-11	Seventh	7-20
8 Seasons			38-82		92-129
1990-91	Patrick Megel	I - Colonial Athletic	5-7	Fourth	10-17
1989-90	Patrick Megel	I - Colonial Athletic	4-8	Fifth	12-15
1988-89	Patrick Megel	I - Colonial Athletic	0-12	Seventh	4-23
1987-88	Patrick Megel	I - Colonial Athletic	2-10	Seventh	8-19
1986-87	Patrick Megel	I - Colonial Athletic	1-11	Seventh	4-23
5 Seasons			12-48		38-97
1985-86	Barbara Wetters	I - Colonial Athletic	2-10	Seventh	6-21
1984-85	Barbara Wetters	I - ECAC-South	2-10	Seventh	4-23
Division I Totals			105-257		239-434
24 Seasons Four Coaches					
1983-84	Barbara Wetters	II - ECAC-South	2-2	Fourth	9-18
1982-83	Barbara Wetters	II - VAIWA	4-3	Third	11-14
1981-82	Barbara Wetters	II - VAIWA	5-10	Sixth	11-17
1980-81	Barbara Wetters	II - VAIWA	9-8	Second	16-16
1979-80	Barbara Wetters	II - VAIWA	6-4	Third	11-14
1978-79	Barbara Wetters	II - VAIWA	9-0	First	16-13
8 Seasons			39-47		84-136
1977-78	Eloise Jacobs				15-7
1976-77	Eloise Jacobs				10-9
2 Seasons					25-16
1975-76	Pat Crowe				6-7
1974-75	Pat Crowe				9-8
1973-74	Pat Crowe				9-5
1972-73	Pat Crowe				5-7
1971-72	Pat Crowe				5-5
1970-71	Pat Crowe				0-9
6 Seasons					34-41
Modern Era Totals					
38 Seasons Six Coaches			140-284		372-583

Overtime Games

Date	Opponent	Score	W/L	Site
2/22/07	Georgia State	55-53	W	H
12/8/06	Mt. St. Mary's	66-58	L	A
12/4/05	Mt. St. Mary's	84-75	L	H
2/3/05	UNC Wilmington	70-67	L	A
12/7/03	Vermont	75-72	L	H
2/16/03	Delaware *	62-60	L	H
1/19/03	James Madison	71-67	L	A
1/3/03	Drexel	81-67	L	A
1/27/03	Delaware	80-77	L	A
1/28/01	James Madison	68-66	L	H
1/7/01	East Carolina	76-74	L	A
1/21/00	Richmond	90-82	L	H
1/22/99	VCU !	83-77	L	H
1/5/96	American	65-59	L	H
2/26/92	East Carolina	84-79	L	H
2/15/92	Radford	83-80	W	H
1/22/92	James Madison	63-61	L	A
1/11/92	American *	70-69	L	H
1/19/91	East Carolina	79-76	L	A
2/21/90	Georgetown	71-64	W	H
1/31/90	James Madison	65-57	L	H
1/17/90	George Mason	70-69	W	H
12/2/89	ETSU	61-54	L	A
1/19/85	Navy	65-64	L	H
12/10/83	UNC Greensboro	61-56	L	H
1/25/83	Longwood	71-70	W	H
1/24/81	Navy *	88-84	W	H

* Indicates Double OT

! Indicates Triple OT

Overall Record: 6-21

Home Record: 6-12

Away Record: 0-9

ALL-TIME RESULTS

1967-68

Record: 3-4

Old Dominion	L	55-39
VCU	L	49-41
at Old Dominion	W	50-42
at Lynchburg College	L	79-31
Mary Washington	W	41-22
Longwood	W	33-29
Westhampton	L	41-36

1971-72

Record: 5-5

VCU	L	N/A
at VCU	L	N/A
CNU	W	N/A
Westhampton	W	N/A
Mary Washington	W	N/A
Virginia	L	N/A
at Sweet Briar	L	N/A
at CNU	W	N/A
vs. Randolph-Macon ¹	L	N/A
vs. Hollins ¹	L	N/A

1-State Tournament

1972-73

Record: 5-7

at VCU	L	58-37
VCU	L	66-45
at Westhampton	W	48-40
at Randolph-Macon	L	64-45
at Lynchburg	W	49-41
at Mary Washington	W	58-29
at Longwood	L	55-46
Old Dominion	W	55-46
Sweet Briar	W	66-35
Mary Washington	W	46-23
vs. Bridgewater ¹	L	51-33
vs. Virginia Tech ¹	L	50-39

1-State Tournament

1973-74

Record: 7-4

at VCU	L	42-36
Virginia	W	47-40
at Norfolk State	W	50-39
VCU	W	49-43
Mary Washington	W	58-33
at Virginia State	L	50-46
Westhampton	W	62-30
Randolph-Macon	W	50-39
Longwood	W	48-33
vs. Tennessee Tech ¹	L	67-35
at James Madison ¹	L	60-44

1-State Tournament

1974-75

Record: 7-8

at VCU	L	50-48
VCU	L	62-16
Virginia Tech	L	58-45
Old Dominion	W	70-67
at James Madison	L	68-56
at Longwood	L	63-47
at Westhampton	W	58-34
at Lynchburg	W	65-48
at Randolph-Macon	W	65-51
at Mary Washington	W	79-48
at Old Dominion	L	69-63
at Virginia	L	37-33
vs. Roanoke ¹	W	74-34
vs. Virginia Tech ¹	W	72-50
vs. Emory & Henry ¹	W	68-52

1-State Tournament

1975-76

Record: 6-7

at Virginia State	L	60-53
VCU	W	59-38
Mary Washington	W	74-31
at CNU	W	73-47
at Old Dominion	L	85-60
Virginia	L	49-46
James Madison	L	75-64
Randolph-Macon	W	74-60
Longwood	L	68-57
Westhampton	W	45-24
Lynchburg	W	60-34
at VCU	L	62-50
at Virginia Tech	L	66-62

1976-77

Record: 10-9

CNU	W	N/A
at VCU	W	57-44
at James Madison	W	60-58
Virginia State	N/A	N/A
Mary Baldwin	N/A	N/A
Averett	N/A	N/A
at Mary Washington	N/A	N/A
Virginia Tech	L	57-47

Norfolk State	L	N/A
at Eastern Mennonite	N/A	N/A
Bridgewater	N/A	N/A
at Westhampton	N/A	N/A
Longwood	N/A	N/A
Old Dominion	L	70-28
at Virginia	L	74-36
George Mason	W	65-53
Randolph-Macon	W	54-37
Clinch Valley	L	69-66
Roanoke College	W	73-70

1978-79

Record: 16-13

at Norfolk State	L	76-64
Radford	L	87-69
at Longwood	L	63-56
Randolph-Macon	W	71-50
vs. George Washington	W	58-51
at VCU	W	68-53
Virginia State	W	61-54
North Carolina	L	76-61
at Clemson	L	102-49
Alabama-Birmingham	L	84-60
Pennsylvania	W	82-69
at Old Dominion	L	89-51
George Mason	W	71-54
at Liberty	W	77-49
at Virginia Wesleyan	W	71-48
CNU	W	67-38
at Hampton	W	76-64
at Richmond	W	79-41
at Eastern Mennonite	W	65-46
at James Madison	L	68-54
at Bridgewater	W	68-61
Virginia	L	60-45
Virginia Tech	L	64-59
at VCU	L	66-61
vs. Emory & Henry ¹	W	95-56
vs. Hampton ¹	W	67-58
vs. Virginia State ¹	W	74-69
vs. Francis Marion ²	L	75-69
vs. Bellarmine ²	L	50-48

1-Small College State Tournament

2-Region II Tournament

1979-80

Record: 11-14

at East Carolina	L	81-51
Norfolk State	L	60-54
at Randolph-Macon	W	69-44
at George Washington	L	91-73
at Princeton	W	71-69
Longwood	W	68-55
at CNU	W	74-58
at Virginia Tech	L	60-56
Virginia Wesleyan	W	65-52
Richmond	W	63-46
at George Mason	L	61-55
at Radford	L	64-61
VCU	L	75-73
at South Carolina State	L	89-61
at Lenoir-Rhyne	L	90-65
at Virginia	L	87-51
Liberty	W	72-66
James Madison	W	63-59
at VCU	L	65-58
East Carolina	L	79-59
Hampton	W	80-63
at Navy	L	82-66
vs. George Mason ¹	W	70-69
vs. VCU ¹	L	66-65
vs. Longwood ¹	W	78-49

1-Division II State Tournament

1980-81

Record: 16-16

N19 at Norfolk State	L	71-65
N21 at Liberty	W	76-64
N22 at Longwood	L	65-59
N25 CNU	W	66-58
N29 at Virginia Tech	L	65-63
D3 George Mason	L	75-70
D5 at George Washington ¹	L	73-60
D6 vs. Delaware ¹	L	66-52
J9 at Virginia	L	74-49
J10 at Radford	L	86-71
J14 at Virginia Wesleyan	W	71-47
J17 at East Carolina	L	108-49
J19 at Hampton	L	77-64
J22 Richmond	W	71-68
J24 Navy (2ot)	W	88-84
J26 Radford	L	81-59
J29 vs. Lenoir Rhyne ²	L	102-59
J30 at Coastal Carolina ²	W	73-62
J31 vs. High Point ²	L	71-61
F4 at George Mason	L	84-69
F6 Bridgewater	W	74-63
F7 Hampton	W	76-52
F9 VCU	L	72-64

F12 Longwood	W	64-63
F14 at James Madison	W	75-53
F17 at Richmond	W	86-65
F21 Liberty	W	71-64
F23 at VCU	W	85-68
F28 Randolph-Macon	W	72-43
M3 vs. Hampton ³	W	96-82
M6 vs. George Mason ³	W	85-74
M7 vs. VCU ³	L	72-70

1-George Washington Invitational, Washington, D.C. (Charles Smith Center); 2-Foxy Lady Invitational, Florence, S.C. (University Center); 3- ECAC South Tournament, Farmville, Va. (Willett Hall)

1981-82

Record: 11-17

N17 at Hampton	L	70-50
N20 at Longwood	W	52-48
N21 at Liberty	L	49-42
N24 Virginia Tech	L	89-58
N28 Wake Forest	L	74-53
D2 at George Mason	L	63-62
D5 Virginia	L	60-43
D18 Dartmouth	W	59-47
J9 at Radford	L	80-70
J12 at CNU	W	89-32
J16 at Dartmouth ¹	L	61-53
J17 vs. Army ¹	W	57-52
J20 Richmond	L	65-49
J23 at Navy	L	72-47
J26 Longwood	L	58-52
J28 vs. UNC Wilmington ²	L	81-60
J30 vs. C.W. Post ²	L	53-50
F3 George Mason	L	73-64
F5 at Bridgewater	W	62-58
F8 at VCU	L	56-47
F11 Hampton	W	60-48
F13 Radford	W	61-60
F16 at Richmond	L	61-54
F18 at Randolph-Macon	W	66-45
F20 Liberty	W	62-50
F22 VCU	W	72-62
F24 James Madison	W	85-73
M2 at Radford ³	L	77-66

1-Dartmouth Invitational, Hanover, N.H. (Leedes Arena); 2-Foxy Lady Invitational, Florence, S.C. (University Center); 3- ECAC South Tournament, Richmond, Va. (Robins Center)

1982-83

Record: 11-14

N19 vs. Richmond ¹	L	62-51
N20 vs. Md.-Balt. County ¹	W	75-48
N23 Virginia Wesleyan	W	95-55
N26 vs. Bucknell ²	W	83-43
N27 at Harvard ²	L	56-54
D2 at Richmond	L	59-55
D7 Randolph-Macon	W	94-57
D11 at VCU	W	78-65
J11 at Radford	L	85-68
J14 at UNC Greensboro	L	89-60
J15 at Wake Forest	L	89-81
J19 Richmond	L	72-54
J22 Navy	L	71-51
J25 Longwood (ot)	W	71-70
J27 vs. Francis Marion ³	L	99-69
J28 vs. Fort Bragg ³	W	98-72
J29 vs. C.W. Post ³	L	68-52
F2 George Mason	L	83-75
F8 CNU	L	60-55
F10 at Hampton	L	62-59
F15 at Longwood	W	65-62
F19 Liberty	W	73-60
F22 VCU	W	64-49
F27 at James Madison	W	47-40
M4 vs. Radford ⁴	L	78-62
M5 vs. Liberty ⁴	W	62-59

1-Mt. Saint Mary's Tipoff Tournament, Emmitsburg, Md. (Knott Arena); 2-Harvard Tournament, Boston, Mass. (Lavietes Pavilion); 3- Foxy Lady Invitational, Florence, S.C. (University Center); 4- VALAW Championship, Farmville, Va. (Willett Hall)

1983-84

Record: 9-18

ECAC South: 2-2, 4th place		
N18 VCU	L	58-54
N22 at Virginia Wesleyan	W	65-63
N25 vs. Rice ¹	L	80-61
N26 at Georgia Southern ¹	L	57-44
N29 at CNU	W	46-43
D2 at Norfolk State	L	54-44
D6 at Randolph-Macon	L	58-41
D10 UNC-Greensboro (ot)	L	61-56
J4 Brown	L	66-59
J9 Yale	W	52-44
J13 vs. Niagara ²	W	63-49
J14 at Davis & Elkins ²	L	71-60
J15 vs. Navy ²	W	55-44
J20 at Bridgewater	W	63-50

J21 at Navy	L	63-48
J24 • Richmond	L	52-51
J27 • at George Mason	L	86-50
F1 • East Carolina *	W	64-58
F4 Radford	L	78-57
F6 Lafayette	L	76-58
F9 Hampton	L	59-52
F17 at Liberty	L	66-51
F18 at Longwood	L	68-64
F22 at Md.-Balt. County	L	76-65
F24 Mary Washington	W	71-44
F27 • James Madison	W	55-53
M2 vs. James Madison ³	L	73-43

1-Georgia Southern Invitational, Statesboro, Ga. (Hanner Fieldhouse); 2-Davis and Elkins Tournament, Elkins, W.Va. (Memorial Gymnasium); 3- ECAC South Tournament, Greenville, N.C. (Minges Coliseum)

1984-85

Record: 4-23

ECAC South: 2-10, 7th place		
N23 at Wake Forest	L	84-43
N24 vs. Duke ¹	L	86-48
N27 Virginia Wesleyan	W	72-65
D1 Liberty	L	75-59
D6 • Richmond	L	83-51
D8 • at American	L	77-45
D21 Appalachian State	L	78-39
J5 Loyola	L	56-55
J7 Montclair	L	68-66
J10 at Lafayette	L	79-41
J12 • East Carolina	L	86-51
J14 • UNC Wilmington	L	92-62
J16 • at Richmond	L	85-52
J19 Navy (ot)	L	65-64
J21 at Hampton	L	89-58
J24 • at George Mason	L	70-53
J26 • James Madison	L	73-47
J29 Longwood	W	72-69
F2 • at James Madison	L	70-46
F4 Norfolk State	L	72-50
F6 at VCU	L	80-62
F13 • George Mason	W	61-56
F16 • at East Carolina	L	74-57
F18 • at UNC Wilmington	L	76-55
F23 at Radford	L	83-32
F25 • American	W	65-56
M1 vs. James Madison ²	L	68-48

1-at Winston-Salem, N.C. (Lawrence-Joel Coliseum); 2-ECAC South Tournament, Richmond, Va. (Robins Center)

1985-86

Record: 5-22

CAA: 2-10, 7th place		
N22 Hampton	W	75-65
N25 at Virginia Wesleyan	L	65-60
N29 at Queens	L	71-65
N30 at Hofstra	L	58-49
D6 vs. Brooklyn ¹	L	61-57
D7 vs. St. Francis ¹	W	73-51
D20 George Washington	L	82-55
J2 at Lafayette	L	79-52
J3 at Lehigh	L	74-51
J7 • Richmond	L	62-58
J11 • at UNC Wilmington	L	75-58
J13 • at East Carolina	L	89-54
J16 at Longwood	W	53-45
J18 • James Madison	L	70-44
J20 • George Mason	L	45-44
J25 at Navy	L	53-48
J27 • at American	L	77-56
J29 Princeton	L	69-63
F1 • at Richmond	L	78-69
F3 • at George Mason	W	69-63
F8 • UNC Wilmington	W	84-81
F10 • East Carolina	L	65-53
F15 • at James Madison	L	76-45
F19 VCU	L	85-79
F22 Radford	L	71-65
F24 • American	L	85-67
M1 vs. East Carolina ²	L	84-56

1-Loyola Invitational, Baltimore, Md. (Reitz Arena); 2-CAA Tournament, Wilmington, N.C. (Trask Coliseum)

1986-87

ALL-TIME RESULTS

J10	• UNC Wilmington	L	94-68
J12	• East Carolina	L	74-50
J15	at Hampton	L	78-47
J17	• at James Madison	L	77-55
J19	George Mason	L	72-56
J24	• Navy	L	67-58
J28	at Georgetown	L	67-41
J31	• Richmond	L	71-65
F2	• at George Mason	L	78-65
F4	Longwood	W	68-55
F7	• at UNC Wilmington	L	66-59
F9	• at East Carolina	L	67-41
F13	• James Madison	L	92-38
F18	• American	L	83-64
F20	VCU	L	74-52
F23	• at American	L	84-58
F27	East Carolina ²	L	65-43

1-Princeton Invitational, Princeton, N.J. (Dillon Gym); 2-CAA Tournament, Harrisonburg, Va. (JMU Convocation Center)

1987-88
Record: 8-10
CAA: 2-10, 7th place

N27	Winthrop ¹	W	80-64
N28	ETSU ¹	W	69-56
D1	at Virginia Wesleyan	W	75-64
D4	vs. Akron ²	L	70-60
D5	vs. Chicago State ²	W	65-60
D18	Virginia Tech	L	58-51
D29	at Maine ³	L	71-69
D30	vs. Massachusetts ³	L	87-65
J5	• at American	L	66-52
J7	at VCU	L	97-59
J13	Morgan State	W	63-49
J16	• James Madison	L	71-47
J18	Randolph-Macon	W	65-46
J20	• at George Mason	W	63-62
J23	• at UNC Wilmington	L	69-53
J25	• at East Carolina	L	68-63
J28	Georgetown	L	58-54
F3	at Md.-Balt. County	L	59-50
F6	• American	L	61-58
F13	• at James Madison	L	83-67
F17	• George Mason	L	62-50
F20	• UNC Wilmington	L	74-67
F22	• East Carolina	W	67-62
F24	VCU	L	65-61
F26	• Richmond	L	66-56
M4	• at Richmond	L	70-43
M10	Richmond ⁴	L	54-40

1-William and Mary Invitational, Williamsburg, Va. (William and Mary Hall); 2-Wake Forest Invitational, Winston-Salem, N.C. (Lawrence Joel Coliseum); 3-Maine Invitational, Orono, Maine (Alford Arena); 4-CAA Tournament, Washington, D.C. (Bender Arena)

1988-89
Record: 4-23
CAA: 0-12, 7th place

N26	vs. Md. E. Shore ¹	W	68-46
N27	at VCU ¹	L	79-60
N29	at Liberty	L	78-68
D5	at Duke	L	63-47
D9	Virginia Wesleyan	W	59-46
D29	SW Louisiana ²	W	66-63
D30	Furman ²	L	74-67
D31	New Hampshire ²	L	63-49
J4	Loyola (MD)	W	57-48
J7	at East Carolina	L	77-50
J9	• at UNC Wilmington	L	78-76
J12	Mount St. Mary's	L	89-72
J14	• American	L	70-66
J16	at Longwood	L	73-70
J19	UNC Greensboro	L	73-59
J21	• at James Madison	L	75-30
J25	• George Mason	L	69-52
J28	• at Richmond	L	72-62
J30	at Georgetown	L	64-53
F1	• East Carolina	L	74-61
F4	• UNC Wilmington	L	73-52
F8	• at American	L	71-65
F14	Liberty	L	78-76
F22	• at George Mason	L	70-54
F25	• Richmond	L	77-38
M4	• James Madison	L	88-54
M9	Richmond ³	L	65-54

1-VCU Invitational, Richmond, Va. (Franklin Street Gym); 2-Central Florida Holiday Classic, Orlando, Fla.; (UCF Gymnasium); 3-CAA Tournament, Williamsburg, Va. (William and Mary Hall)

1989-90
Record: 12-15
CAA: 4-8, 4th place

N25	vs. Marist ¹	L	70-67
N26	vs. Drexel ¹	W	59-51
N29	VCU	W	64-60
D2	at ETSU (ot)	L	61-54

D7	at Liberty	W	69-53
D9	Duke	L	65-62
D30	at Loyola (Md.)	W	80-74
J4	at St. Francis (Pa.)	L	60-53
J6	• at American	L	53-50
J10	• at James Madison	L	65-49
J14	at Radford	W	60-59
J17	• George Mason (ot)	W	70-69
J20	• East Carolina	L	64-54
J22	• UNC Wilmington	W	66-61
J27	• Richmond	L	62-33
J31	• James Madison (ot)	L	65-57
F3	at Mount St. Mary's	L	73-66
F8	Brooklyn	W	65-51
F10	UNC Charlotte	L	71-59
F15	Liberty	W	73-55
F17	• at East Carolina	L	60-55
F19	• at UNC Wilmington	W	82-72
F21	Georgetown (ot)	W	71-64
F24	• at Richmond	L	58-41
F28	• American	W	64-58
M3	• at George Mason	L	64-47
M8	George Mason ²	L	68-61

1-Seton Hall Tournament, South Orange, N.J. (Walsh Arena); 2-CAA Tournament, Richmond, Va., (Robins Center)

1990-91
Record: 10-17
CAA: 5-7, 4th place

N23	vs. Florida ¹	L	52-50
N24	vs. Austin Peay ¹	W	59-54
N27	at VCU	L	62-51
D2	North Carolina	L	82-63
D4	Howard	L	68-58
D8	vs. Georgia Tech ²	L	78-60
D9	at Pennsylvania ²	L	75-57
D28	Loyola (Md.)	W	68-54
D30	Pittsburgh	L	68-57
J2	at Virginia Tech	L	75-60
J5	• James Madison	L	73-49
J9	• at George Mason	L	68-46
J12	• at Liberty	W	64-45
J16	• American	W	76-52
J19	• at East Carolina (ot)	L	79-76
J21	at UNC Wilmington	W	60-50
J26	at Richmond	L	72-57
J28	• at Towson	W	65-55
F6	• George Mason	L	67-54
F9	at Georgetown	L	83-72
F13	• at American	W	91-75
F16	• East Carolina	W	51-49
F18	• UNC Wilmington	W	71-57
F23	• Richmond	L	68-50
F27	Liberty	W	65-54
M1	• at James Madison	L	64-41
M7	East Carolina ³	L	70-56

1-Marquette Invitational, Milwaukee, Wisc. (Bradley Center); 2-Penn Tournament (The Palestra); 3-CAA Tournament, Harrisonburg, Va. (JMU Convocation Center)

1991-92
Record: 7-20
CAA: 3-11, 7th place

N26	at North Carolina	L	89-39
N29	at St. Joseph's ¹	L	73-54
N30	vs. Delaware ¹	L	75-65
D4	VCU	L	76-51
D7	Mount St. Mary's	W	75-67
D31	at Md. E.-Shore	L	60-49
J2	at George Washington	L	103-41
J4	• Old Dominion	L	70-51
J6	Virginia Tech	L	62-42
J8	• at East Carolina	L	80-75
J11	• American (2 ot)	L	70-69
J15	• at George Mason	L	65-61
J18	• Richmond	L	74-55
J22	• at James Madison (ot)	L	63-61
J25	• UNC Wilmington	W	63-60
F8	• at American	L	77-63
F10	at Howard	L	73-67
F12	• George Mason	L	62-51
F15	Radford (ot)	W	83-80
F17	Coppin State	W	52-44
F19	• James Madison	W	67-62
F22	• at UNC Wilmington	W	75-68
F26	• East Carolina (ot)	L	84-79
F29	• at Old Dominion	L	64-56
M2	at Navy	W	70-63
M5	• at Richmond	L	73-58
M12	Richmond ²	L	63-55

1-Texas Hawk Classic, Philadelphia, Pa. (Alumni Memorial Fieldhouse); 2-CAA Tournament, Norfolk, Va., (ODU Fieldhouse)

1992-93
Record: 11-17
CAA: 3-11, 7th place

D4	at Virginia ¹	L	82-40
D5	San Francisco ¹	L	78-62
D19	at Navy ²	W	55-40
D20	Princeton ²	W	57-55
D22	at VCU	L	64-61
D29	Manhattan ³	L	63-57
D30	Colgate ³	W	73-36
J4	at Loyola (Md.)	W	50-45
J6	at Mount St. Mary's	L	66-50
J9	St. Bonaventure	W	68-65
J12	• at Richmond	L	57-54
J15	• American	L	76-70
J17	• George Mason	L	56-53
J20	Md. E.-Shore	W	78-57
J22	• James Madison	L	55-49
J29	• UNC Wilmington	W	79-61
J31	• East Carolina	L	62-60
F3	• Old Dominion	L	64-48
F12	• at American	L	78-68
F14	• at George Mason	L	72-67
F19	• at James Madison	L	66-64
F21	• Richmond	W	74-62
F26	• at UNC Wilmington	W	85-65
F28	• at East Carolina	L	81-73
M5	• at Old Dominion	L	79-52
M12	James Madison ⁴	W	60-58
M13	American ⁴	W	83-60
M14	Old Dominion ⁴	L	65-51

1-Cavalier Classic, Charlottesville, Va. (University Hall); 2-Naval Academy Classic, Annapolis, Md. (Halsey Field House); 3-Dartmouth Classic, Hanover, N.H. (Leede Arena); 4-CAA Tournament, Norfolk, Va. (ODU Fieldhouse)

1993-94
Record: 20-8
CAA: 9-5, 3rd place (tie)

N27	Harvard	W	100-63
N30	Navy	W	90-50
D4	Houston ¹	L	83-69
D5	Drexel ¹	W	78-62
D18	Charleston Southern	W	92-58
D29	Appalachian State ²	L	80-63
D30	Colgate ²	W	76-58
J6	Delaware State	W	73-53
J11	at Davidson	W	69-51
J14	• at James Madison	L	67-62
J16	• at Richmond	W	68-55
J20	• East Carolina	W	82-59
J23	• UNC Wilmington	W	67-48
J27	• at American	W	65-54
J30	• George Mason	W	66-65
F3	• at Old Dominion	L	67-41
F5	VCU	W	82-71
F7	Loyola	W	75-62
F11	• James Madison	L	63-59
F13	• Richmond	L	73-56
F15	• Mount St. Mary's	W	83-67
F18	• at East Carolina	W	66-54
F20	• at UNC Wilmington	W	61-56
F24	• American	W	75-69
F27	• at George Mason	W	78-76
M3	• Old Dominion	L	64-51
M10	Richmond ³	W	76-62
M11	Old Dominion ³	L	88-66

1-Big Apple Classic, Rensselaer, N.Y. (Draddy Gymnasium); 2-Diamond Club Classic, Blacksburg, Va. (Cassell Coliseum); 3-CAA Tournament, Harrisonburg, Va. (JMU Convocation Center)

1994-95
Record: 8-21
CAA: 3-11, 3rd (tie)

N26	at Harvard	L	77-71
N27	at Boston University	L	64-40
N30	Coppin State	L	69-66
D3	Campbell	W	62-44
D19	vs. Providence ¹	L	73-58
D20	vs. Army ¹	W	62-59
D21	vs. AK-Anchorage ¹	W	67-60
D28	at Maryland ²	L	85-52
D29	vs. George Mason ²	L	83-71
J2	Virginia Tech	W	72-53
J6	Davidson	W	83-65
J9	at Md. Balt.-County	L	53-51
J12	• at George Mason	L	62-58
J15	• at American	L	63-55
J19	• James Madison	L	64-47
J22	• at Richmond	W	73-63
J29	• UNC Wilmington	W	71-46
F1	• East Carolina	W	79-64
F5	• Old Dominion	L	77-36
F10	• American	L	75-58
F12	• George Mason	W	75-56
F16	• at James Madison	L	81-57
F19	• Richmond	L	64-54
F21	• at VCU	L	50-46

F24	• at East Carolina	L	64-61
F26	• at UNC Wilmington	L	58-57
M4	• at Old Dominion	L	81-58
M9	• George Mason ³	W	62-56
M10	Old Dominion ³	L	96-37

1-Northern Lights Tournament, Anchorage, Alaska (Sullivan Arena); 2-Maryland Dial Classic, College Park, Md. (Cole Field House); 3-CAA Tournament, Norfolk, Va. (ODU Fieldhouse)

1995-96
Record: 14-13
CAA: 6-10, 6th place (tie)

N29	at Delaware State	W	61-45
D2	Boston University	W	64-53
D17	at Coppin State	L	65-57
D20	Hampton	W	71-55
D28	vs. Oklahoma State ¹	L	75-42
D29	vs. Furman ¹	W	67-62
D30	vs. Temple ¹	W	66-55
J3	Md. Balt.-County	W	72-40
J5	• American (ot)	L	65-59
J9	at Winthrop	W	72-55
J12	• at VCU	L	89-80
J16	• George Mason	L	66-58
J19	• UNC Wilmington	W	61-50
J21	• Richmond	W	68-46
J26	• East Carolina	W	66-53
J28	• James Madison	W	58-48
F2	• at Old Dominion	L	105-50
F4	• at UNC Wilmington	W	67-43
F9	• at American	L	75-72
F11	• at George Mason	L	57-55
F14	at Lafayette	W	64-47
F16	• VCU	L	74-66
F22	• at Richmond	L	57-51
F25	• at James Madison	L	84-66
M1	• at East Carolina	W	59-43
M3	• Old Dominion	L	86-44
M7	vs. George Mason ²	L	80-69

1-Central Florida Tournament, Orlando, Fla. (UCF Arena); 2-CAA Tournament, Norfolk, Va. (ODU Fieldhouse)

1996-97
Record: 7-20
CAA: 3-13, 9th place

N23	at North Carolina	L	78-37
N27	Lafayette	L	77-67
D1	Hofstra	W	74-55
D5	Wingate	W	89-76
D22	Winthrop	W	62-58
D29	at Georgia Tech ¹	L	78-53
D30	vs. Mount. St. Mary's ¹	L	81-79
J3	• at East Carolina	L	60-59
J5	• George Mason	L	60-58
J8	at Monmouth	L	70-67
J10	• American	L	76-64
J12	• at Old Dominion	L	79-36
J14	at Hampton	L	58-55
J17	• VCU	W	73-56
J19	• at Richmond	L	64-59
J26	• James Madison	L	76-59
J31	• at UNC Wilmington	L	83-78
F7	• East Carolina	W	75-51
F9	• at James Madison	L	78-57
F11	• at VCU	L	89-54
F14	• Richmond	L	95-76
F16	• Old Dominion	L	96-36
F18	• UNC Wilmington	W	68-38
F21	• at George Mason	L	75-57
F23	• at American	L	80-70
F26	vs. UNC Wilmington ²	W	78-63
F27	vs. Old Dominion ²	L	101-35

1-Georgia Tech Invitational, Atlanta, Ga. (Alexander Memorial Coliseum); 2-CAA Tournament, Richmond, Va. (Richmond Coliseum)

1997-98
Record: 10-17
CAA: 3-13,

ALL-TIME RESULTS

F1	• at Richmond	L	92-81
F6	• James Madison	L	78-48
F8	• UNC Wilmington	W	77-66
F13	• at East Carolina	W	45-43
F15	• George Mason	L	76-62
F20	• at Old Dominion	L	110-51
F22	• at American	L	77-72
F25	East Carolina ³	L	68-59

1-New Orleans Tournament, New Orleans, La. (Kiefer Lakefront Arena); 2-St. Francis Tournament, Loretto, Pa. (DeGol Arena); 3-CAA Tournament, Richmond, Va. (Richmond Coliseum)

1998-99

Record: 15-13

CAA: 8-8, 4th place

N13	at Winthrop	W	61-49
N15	at College of Charleston	W	65-52
N19	at George Washington	L	69-48
N22	High Point	W	70-61
N25	Elon	W	71-54
N29	at Mount St. Mary's	W	83-78
D2	Norfolk State	W	71-59
D5	• James Madison	W	80-61
D21	vs. St. Francis ¹	L	70-66
D28	at Fla. International ²	L	69-44
D29	vs. Lehigh ²	W	59-37
J3	• American	W	79-64
J8	• at East Carolina	L	71-59
J10	• at UNC Wilmington	L	57-54
J15	• Richmond	L	79-74
J17	• at George Mason	L	71-65
J22	• VCU (3 ot)	L	83-77
J26	• Old Dominion	L	75-43
J29	• at American	W	59-51
J31	• at Richmond	L	70-63
F5	• East Carolina	W	77-57
F12	• at James Madison	W	55-53
F16	• at Old Dominion	L	90-57
F19	• George Mason	W	64-50
F21	• at VCU	W	69-52
F28	• UNC Wilmington	W	58-50
M4	vs. VCU ³	L	65-54

1-at Fairfax, Va. (Patriot Center); 2-Florida International Holiday Classic (Golden Panther Arena); 3-CAA Tournament, Norfolk, Va. (ODU Field House)

1999-00

Record: 6-21

CAA: 1-15, 9th place

N19	at High Point	W	61-59
N21	at Elon	W	62-56
N27	vs. Wagner ¹	L	65-60
N28	at Lehigh ¹	L	69-60
D2	Virginia	L	71-42
D5	Mount St. Mary's	L	76-63
D18	Howard	W	77-61
D28	at Dartmouth ²	W	79-66
D29	vs. Massachusetts ²	W	60-54
J9	• at UNC Wilmington	L	58-50
J12	at Norfolk State	L	55-52
J14	• at East Carolina	L	69-62
J16	• at VCU	L	77-59
J21	• Richmond (ot)	L	90-82
J23	• James Madison	L	66-63
J28	• at Old Dominion	L	96-44
J30	• American	L	71-62
F4	• at George Mason	L	79-58
F11	• VCU	L	80-51
F13	• East Carolina	L	82-46
F18	• Old Dominion	L	85-43
F20	• at James Madison	L	74-50
F25	• at Richmond	L	88-76
F27	• UNC Wilmington	L	65-59
M1	• at American	L	84-66
M5	• George Mason	W	72-66
M8	vs. George Mason ³	L	84-75

1-Lehigh Thanksgiving Classic, Bethlehem, Pa. (Stabler Gymnasium); 2-Dartmouth Christmas Classic, Hanover, N.H. (Leede Arena); 3-CAA Tournament, Richmond, Va. (Richmond Coliseum)

2000-01

Record: 10-19

CAA: 5-11, 7th place

N18	at Duke	L	81-46
N21	Gardner-Webb	W	72-64
N24	vs. Butler ¹	L	65-51
N25	vs. Howard ¹	L	66-54
N29	Norfolk State	W	54-37
D2	UNC Asheville	L	63-59
D10	Davidson	W	86-53
D27	at Tulane ²	L	69-51
D28	Long Beach State ²	L	73-61
D31	Loyola	L	53-50
J2	Army	W	70-55
J4	• at American	W	77-57
J7	• at East Carolina (ot)	L	76-74
J12	• at Old Dominion	L	68-46
J18	• VCU	L	79-68

J21	• George Mason	L	72-65
J25	• at Richmond	W	78-69
J28	• James Madison (ot)	L	68-66
F1	• at UNC Wilmington	W	42-41
F4	• American	W	58-53
F8	• Richmond	L	72-65
F11	• at VCU	L	66-52
F15	• at George Mason	L	55-41
F22	• Old Dominion	L	78-32
F25	• at James Madison	L	81-57
F28	• East Carolina *	L	59-56
M2	• UNC Wilmington	W	54-46
M8	vs. VCU ³	W	67-60
M9	at Old Dominion ³	L	62-49

1-Coors Classic, Boulder, Colo. (Coors Events Center); 2-Tulane Double Tree Classic, New Orleans, La. (Fogelman Arena); 3-CAA Tournament, Norfolk, Va. (ODU Field House)

2001-02

Record: 12-17

CAA: 5-13, 9th place

N16	at Pittsburgh	W	77-72
N23	at Pepperdine ¹	L	84-71
N24	vs. Louisville ¹	L	89-67
N29	at Richmond	W	88-85
D2	Iona	W	65-47
D7	at Gardner Webb	W	77-66
D22	at Loyola	L	60-59
D29	UNC Asheville	W	96-69
J1	• Old Dominion	L	105-47
J3	American	W	87-70
J5	• Towson	W	79-57
J8	• at UNC Wilmington	L	67-51
J11	• George Mason	L	69-65
J13	• James Madison	L	66-51
J18	• Drexel	W	75-71
J20	• Hofstra	L	85-81
J24	• at VCU	L	85-74
J27	• at Delaware (2ot)	L	80-77
J31	• at Towson	W	54-49
F3	• UNC Wilmington	W	65-38
F7	• at James Madison	L	69-49
F10	• at George Mason	L	80-67
F14	• VCU	L	90-82
F17	• Delaware	L	60-52
F22	• at Drexel	W	67-61
F24	• at Hofstra	L	70-67
M1	• at Old Dominion	L	70-36
M6	vs. Hofstra ²	W	77-69
M7	at Old Dominion ²	L	73-52

1-Pepperdine Thanksgiving Classic, Malibu, Calif. (Firestone Fieldhouse); 2-CAA Tournament, Norfolk, Va. (ODU Fieldhouse)

2002-03

Record: 8-20

CAA: 4-14, 9th place (tie)

N23	Elon	W	66-40
N26	at American	L	80-65
N29	at New Mexico ¹	L	79-61
N30	vs. UC-Irvine ¹	L	70-61
D4	at Norfolk State	W	62-49
D6	Gardner-Webb	W	84-56
D20	Richmond	L	75-62
D28	at Miami (Fla.) ²	L	85-57
D29	vs. Cleveland State ²	W	78-71
J3	• at Drexel (ot)	L	81-76
J10	• at George Mason *	L	64-48
J13	• Drexel	L	57-46
J16	• at VCU	L	68-65
J19	• at James Madison (ot)	L	71-67
J23	• Hofstra	W	59-53
J26	• at Delaware	L	70-55
J30	• Towson	W	66-43
F2	• UNC Wilmington	L	59-44
F6	• at Towson	W	62-35
F8	• at Hofstra	L	80-78
F13	• James Madison	L	78-73
F16	• Delaware (ot)	L	62-60
F20	• at UNC Wilmington	L	76-51
F27	• George Mason	L	66-53
M2	• at Old Dominion	L	83-44
M6	• VCU	W	73-67
M9	• Old Dominion	L	67-49
M12	Hofstra ³	L	69-66

1-Holiday Inn/Mountain View Invitational, Albuquerque, N.M. (The Pit); 2-Miami Christmas Classic, Coral Gables, Fla. (Miami Arena); 3-CAA Tournament, Norfolk, Va. (Ted Constant Convocation Center)

2003-04

Record: 11-18

CAA: 6-12, 9th place

N21	• Old Dominion	L	75-58
N23	at Elon	L	57-49
N28	at Rhode Island ¹	L	68-59
N29	vs. Howard ¹	W	88-79
D3	Norfolk State	W	69-50
D7	Vermont (ot)	L	75-72

D20	American	W	72-58
D28	at Richmond	L	87-58
D30	at Georgia Tech ²	L	67-57
D31	vs. Charleston So. ²	W	77-52
J9	• Delaware	W	68-56
J11	• Hofstra	L	76-67
J15	• at UNC Wilmington	L	64-50
J18	• James Madison	W	71-68
J23	• at Drexel	L	92-61
J25	• at Towson	W	71-60
J29	• George Mason	L	64-54
F1	• VCU	L	83-74
F5	• at Hofstra	L	87-66
F8	• at Delaware	W	55-49
F13	• Drexel	L	63-49
F15	• at George Mason	L	70-43
F20	• UNC Wilmington	W	70-63
F22	• at James Madison	L	71-58
F26	• Towson *	W	53-50
F29	• at VCU	L	82-61
M4	• at Old Dominion	L	79-45
M10	vs. Drexel ³	W	80-70
M11	at Old Dominion ³	L	86-52

1-Newport Harbor Hotel and Marina Thanksgiving Classic, Kingston, R.I. (Ryan Center); 2-Atlanta Marriott NW Holiday Invitational, Atlanta, Ga. (Alexander Memorial Coliseum); 3-CAA Tournament, Norfolk, Va. (Ted Constant Convocation Center)

2004-05

Record: 4-24

CAA: 2-16, 10th place

N21	at American	L	78-59
N23	Longwood	L	60-46
N26	at San Francisco ¹	L	79-48
N27	UC-Riverside ¹	L	66-56
D1	at Norfolk State	W	68-60
D3	• James Madison	L	61-42
D18	vs. Indiana State ²	L	96-77
D19	at South Florida ²	L	74-23
D28	Liberty	L	70-47
D30	Hampton	W	67-52
J6	• UNC Wilmington	W	55-48
J9	• at George Mason	L	81-69
J14	• Hofstra	L	78-70
J16	• at VCU	W	62-54
J20	• at Old Dominion	L	77-59
J23	• Drexel	L	73-63
J27	• at Delaware	L	67-40
J30	• Towson	L	62-51
F3	• at UNC Wilmington (ot)	L	70-67
F6	• at Hofstra	L	79-63
F11	• George Mason	L	69-51
F13	• at James Madison	L	66-61
F17	• Delaware	L	68-53
F20	• Old Dominion	L	68-50
F24	• VCU	L	72-61
F27	• at Drexel	L	56-45
M3	• at Towson	L	67-52
M9	vs. Hofstra ³	L	68-52

1-Odeuella Classic, San Francisco, Calif. (War Memorial Gymnasium); 2-Image Depot Shootout, Tampa, Fla. (USF Sun Dome); 3-CAA Tournament, Fairfax, Va. (Patriot Center)

2005-06

Record: 15-13

CAA: 11-7, 5th place

N18	vs. Pittsburgh ¹	L	76-49
N19	vs. Colgate ¹	W	64-62
N23	Norfolk State	W	70-43
N26	at Liberty	L	73-56
N29	at Longwood	W	82-58
D2	Mount Saint Mary's (ot)	L	84-75
D4	• at UNC Wilmington	L	52-45
D17	at Hampton	W	66-57
D30	at Vanderbilt	L	92-66
J2	High Point	L	71-61
J6	• at Georgia State	W	75-61
J8	• Old Dominion	L	77-68
J13	• at Drexel	W	58-50
J15	• at George Mason	L	70-51
J20	• VCU	W	55-52
J22	• Delaware	W	73-62
J27	• at Towson	W	51-33
J29	• at James Madison	L	73-49
F3	• Hofstra	W	69-62
F5	• George Mason	L	58-55
F10	• at Northeastern	W	58-54
F12	• at VCU	W	70-66
F17	• Georgia State	W	78-50
F19	• James Madison	W	82-70
F24	• UNC Wilmington	W	63-61
F26	• at Old Dominion	L	85-33
M2	• Drexel	L	64-44
M8	vs. Georgia State ²	L	81-66

1-ID Banknorth Classic, Burlington, Vt. (Patrick Gym); 2-CAA Tournament, Fairfax, Va. (Patriot Center)

2006-07

Record: 19-12

CAA: 10-8, 5th place

N11	at Maine	L	66-46
N16	at Richmond	W	67-54
N19	North Texas	W	64-58
N21	Longwood	W	70-27
N26	at High Point	L	74-62
N28	at Virginia Tech	W	64-41
D3	• Towson	L	66-59
D8	at Mt. St. Mary's (ot)	L	66-58
D10	Howard	W	78-63
D21	at Norfolk State	W	73-58
D29	Radford	W	54-47
J2	at Duquesne	W	59-54
J4	• at Drexel	W	48-43
J7	• George Mason	W	47-46
J11	• UNC Wilmington	W	60-50
J14	• at James Madison	L	76-51
J18	• at Delaware	L	68-55
J21	• Northeastern	W	58-49
J25	• at Georgia State	W	77-76
J28	• at Old Dominion	L	63-47
F1	• Drexel	W	75-50
F4	• James Madison	L	72-59
F7	• at Hofstra	L	62-56
F11	• at UNC Wilmington	W	56-38
F15	• at VCU	L	68-54
F18	• Old Dominion	L	56-52
F22	• Georgia State (ot)	W	55-53
F25	• at George Mason	W	65-56
M1	• VCU	W	75-53
M8	vs. George Mason ¹	W	79-69
M9	vs. Hofstra ¹	L	71-46

1-CAA Tournament, Newark, Del. (Frank Acerno Arena)

2007-08

Record: 14

ALL-TIME OPPONENT SERIES

Akron	0-1
12/4/87 L 70-60 N	
Alabama-Birmingham	0-1
1978-79 L 84-60 H	
Alaska-Anchorage	1-0
12/21/94 W 67-60 A	
American	13-26
12/8/84 L 77-45 A	
2/25/85 W 65-56 H	
1/27/86 L 77-56 A	
2/24/86 L 85-67 H	
2/18/87 L 83-64 H	
2/23/87 L 84-58 A	
1/5/88 L 66-52 A	
2/6/88 L 61-58 H	
1/14/89 L 70-66 H	
2/8/89 L 71-65 A	
1/6/90 L 53-50 A	
2/28/90 W 64-58 H	
1/16/91 W 76-52 H	
2/13/91 W 91-75 A	
1/11/92 L (2ot) 70-69 H	
2/8/92 L 77-63 A	
1/15/93 L 76-70 H	
2/12/93 L 78-68 A	
3/13/93 W 83-60 N	
1/27/94 W 65-54 A	
2/24/94 W 75-69 H	
1/15/95 L 63-55 A	
2/10/95 L 75-58 H	
1/5/96 L (ot) 65-59 H	
2/9/96 L 75-72 A	
1/10/97 L 76-64 H	
2/23/97 L 80-70 A	
1/25/98 L 72-67 H	
2/22/98 L 77-72 A	
1/3/99 W 79-64 H	
1/29/99 W 59-51 A	
1/30/00 L 71-62 H	
3/1/00 L 84-66 A	
1/4/01 W 77-57 A	
2/4/01 W 58-53 H	
1/3/02 W 87-70 H	
11/26/02 L 80-65 A	
12/20/03 W 72-58 H	
11/21/04 L 78-59 A	
Appalachian State	0-2
12/21/84 L 78-39 H	
12/29/93 L 80-63 N	
Army	3-0
1/17/82 W 57-52 N	
12/20/94 W 62-59 N	
1/2/01 W 70-55 H	
Austin Peay	1-0
11/24/90 W 59-54 N	
Averett	N/A
1976-77 N/A N/A H	
Bellormine	0-1
1978-79 L 50-48 N	
Brooklyn	1-1
12/6/85 L 61-57 N	
2/8/90 W 65-51 H	
Brown	0-1
1/4/84 L 66-59 H	

Boston University	1-1
11/27/94 L 64-40 A	
12/2/95 W 64-53 H	
Bridgewater	4-1
1972-73 L 51-33 N	
1976-77 N/A N/A H	
1978-79 W 68-61 A	
2/6/81 W 74-63 H	
2/5/82 W 62-58 A	
1/20/84 W 63-50 A	
Bucknell	1-0
11/26/82 W 83-43 N	
Butler	0-1
11/24/00 L 65-51 N	
C. W. Post	0-2
1/30/82 L 53-50 N	
1/29/83 L 68-52 N	
Campbell	2-0
12/3/94 W 62-44 H	
11/9/07 W 71-53 N	
Charleston Southern	1-0
12/18/93 W 92-58 H	
Chicago State	1-0
12/5/87 W 65-60 N	
Christopher Newport	8-1
1971-72 W N/A H	
1971-72 W N/A A	
1975-76 W 73-47 A	
1976-77 N/A N/A H	
1978-79 W 67-38 H	
1979-80 W 74-58 A	
11/25/80 W 66-58 H	
1/12/82 W 89-32 A	
2/8/83 L 60-55 H	
11/29/83 W 46-43 A	
Clemson	0-1
1978-79 L 102-49 A	
Cleveland State	1-0
12/29/02 W 78-71 N	
Clinch Valley	0-1
1976-77 L 69-66 H	
Coastal Carolina	1-0
1/30/81 W 73-62 A	
Colgate	3-0
12/30/92 W 73-36 N	
12/30/93 W 76-58 N	
11/19/05 W 64-62 N	
College of Charleston	3-0
12/20/97 W 77-56 H	
11/15/98 W 65-52 A	
12/31/03 W 77-52 N	
Coppin State	2-2
11/28/86 W 91-38 H	
2/17/92 W 52-44 H	
11/30/94 L 69-66 H	
12/17/95 L 65-57 A	
Dartmouth	2-1
12/18/81 W 59-47 H	
1/16/82 L 61-53 A	
12/28/99 W 79-66 A	

Davidson	3-0
1/11/94 W 69-51 A	
1/6/95 W 83-65 H	
12/10/00 W 86-53 H	
Davis & Elkins	0-1
1/14/84 L 71-60 A	
Delaware	4-9
12/6/80 L 66-52 N	
11/30/91 L 75-65 N	
1/27/02 L (2ot) 80-77 A	
2/17/02 L 60-52 H	
1/26/03 L 70-55 A	
2/16/03 L (ot) 62-60 H	
1/9/04 W 68-56 H	
2/8/04 W 55-49 A	
1/27/05 L 67-40 A	
2/17/05 L 68-53 H	
1/22/06 W 73-62 H	
1/18/07 L 55-68 A	
1/13/08 W 61-57 H	
Delaware State	2-0
1/6/94 W 73-53 H	
11/29/95 W 61-45 A	
Drexel	9-8
11/26/89 W 59-51 N	
12/5/93 W 78-62 N	
1/18/02 W 75-71 H	
2/22/02 W 67-61 A	
1/3/03 L (ot) 81-76 A	
1/13/03 L 57-46 H	
1/23/04 L 92-61 A	
2/13/04 L 63-49 H	
3/10/04 W 80-70 N	
1/23/05 L 73-63 H	
2/27/05 L 56-45 A	
1/13/06 W 58-50 A	
3/2/06 L 64-44 H	
1/4/07 W 48-43 A	
2/1/07 W 75-50 H	
1/27/08 W 54-50 A	
2/21/08 L 54-38 H	
Duke	0-4
11/24/84 L 86-48 N	
12/5/88 L 65-47 A	
12/9/89 L 65-62 H	
11/18/00 L 81-46 A	
Duquesne	1-1
1/2/07 W 69-54 A	
12/20/07 L 61-60 H	
East Carolina	11-31
1979-80 L 81-51 A	
1979-80 L 79-59 H	
1/17/81 L 108-49 A	
2/1/84 W 64-58 H	
1/12/85 L 86-51 H	
2/16/85 L 74-57 A	
1/13/86 L 89-54 A	
2/10/86 L 65-53 H	
3/1/86 L 84-56 N	
1/12/87 L 74-50 H	
2/9/87 L 67-41 A	
2/27/87 L 65-43 N	
1/25/88 L 68-63 A	
2/22/88 W 67-62 H	
1/7/89 L 77-50 A	
2/1/89 L 74-61 H	
1/20/90 L 64-54 H	
1/16/82 L 60-55 A	
1/19/91 L (ot) 79-76 A	

2/16/91 W 51-49 H	
3/7/91 L 70-56 N	
1/8/92 L 80-75 A	
2/26/92 L (ot) 84-79 H	
1/31/93 L 62-60 H	
2/28/93 L 81-73 A	
1/20/94 W 82-59 H	
2/18/94 W 66-54 A	
2/5/95 W 79-64 H	
2/24/95 L 64-61 A	
1/26/96 W 66-53 H	
3/1/96 W 59-43 A	
1/3/97 L 60-59 A	
2/7/97 W 75-51 H	
1/6/98 L 66-59 H	
2/13/98 W 45-43 A	
2/25/98 L 69-59 N	
1/8/99 L 71-59 A	
2/5/99 W 77-57 H	
1/14/00 L 69-62 A	
2/13/00 L 62-46 H	
1/7/01 L (ot) 76-74 A	
2/28/01 L 59-56 H	
East Tennessee State	1-1
11/28/87 W 69-56 H	
12/2/89 L (ot) 61-54 A	
Eastern Mennonite	1-0
1976-77 N/A N/A A	
1978-79 W 65-46 A	
Elon	3-1
11/25/98 W 71-54 H	
11/21/99 W 62-56 A	
11/23/02 W 66-40 H	
11/23/03 L 57-49 A	
Emory & Henry	2-0
1974-75 W 68-52 N	
1978-79 W 95-56 N	
Florida	0-1
11/23/90 L 52-50 N	
Florida International	0-1
12/28/98 L 69-44 A	
Fort Bragg	1-0
1/28/83 W 98-72 N	
Francis Marion	0-2
1978-79 L 75-69 N	
1/27/83 L 99-69 N	
Furman	1-1
12/30/88 L 74-67 N	
12-29-95 W 67-62 N	
Gardner-Webb	3-0
11/21/00 W 72-64 H	
12/7/01 W 77-66 A	
12/6/02 W 84-56 H	
George Mason	17-47
1976-77 W 65-53 H	
1978-79 W 71-54 H	
1979-80 L 61-55 A	
1979-80 W 70-69 N	
12/3/80 L 75-70 H	
2/4/81 L 84-69 A	
3/6/81 W 85-74 N	
12/2/81 L 63-62 A	
2/3/82 L 73-64 H	
2/2/83 L 83-75 H	
1/27/84 L 86-50 A	

ALL-TIME OPPONENT SERIES

1/24/85	L	70-53	A
2/13/85	W	61-56	H
1/20/86	L	45-44	H
2/3/86	W	69-63	A
1/19/87	L	72-56	H
2/2/87	L	78-65	A
1/20/88	W	63-62	A
2/17/88	L	62-50	H
1/25/89	L	69-52	H
2/22/89	L	70-54	A
1/17/90	W (ot)	70-69	H
3/3/90	L	64-47	A
3/8/90	L	68-61	N
1/9/91	L	68-48	A
2/6/91	L	67-54	H
1/15/92	L	65-61	A
2/12/92	L	62-51	H
1/17/93	L	56-53	H
2/14/93	L	72-67	A
1/30/94	W	66-65	H
2/27/94	W	78-76	A
12/29/94	L	83-71	N
1/12/95	L	62-58	A
2/12/95	W	75-56	H
3/9/95	W	62-56	H
1/16/96	L	66-58	H
2/11/96	L	57-55	A
3/7/96	L	80-69	N
1/5/97	L	60-58	H
2/21/97	L	75-57	A
1/23/98	L	72-61	A
2/15/98	L	76-62	H
1/17/99	L	71-65	A
2/19/99	W	64-50	H
2/4/00	L	79-58	A
3/5/00	W	72-66	H
3/8/00	L	84-75	N
1/21/01	L	72-65	H
2/15/01	L	55-41	A
1/11/02	L	69-65	H
2/10/02	L	80-67	A
1/10/03	L	64-48	A
2/27/03	L	66-53	H
1/29/04	L	64-54	H
2/15/04	L	70-43	A
1/9/05	L	81-69	A
2/11/05	L	69-51	H
1/15/06	L	70-51	A
2/5/06	L	58-55	H
1/7/07	W	47-46	H
2/25/07	W	65-56	A
3/8/07	W	79-69	N
1/24/08	L	47-42	A

George Washington 1-6

1978-79	W	58-51	N
1979-80	L	91-73	A
12/5/80	L	73-60	A
12/20/85	L	82-55	H
12/20/86	L	70-48	A
1/2/92	L	103-41	A
11/19/98	L	69-48	A

Georgetown 1-4

1/28/87	L	57-43	A
1/28/88	L	58-54	H
1/30/89	L	64-53	A
2/21/90	W (ot)	71-64	H
2/9/91	L	83-72	A

Georgia Southern 0-1

11/26/83	L	57-44	A
----------	---	-------	---

Georgia State 5-2

1/6/06	L	75-61	A
2/17/06	W	78-50	H

3/8/06	L	81-66	N
1/25/07	W	77-76	A
2/22/07	W (ot)	55-53	H
1/17/08	W	75-57	A
3/13/08	W	82-60	N

Georgia Tech 0-3

12/8/90	L	78-60	N
12/29/96	L	78-53	A
12/30/03	L	67-57	A

Harvard 1-2

11/27/82	L	56-54	A
11/27/93	W	100-63	H
11/26/94	L	77-71	A

Hampton 10-7

1978-79	W	76-64	A
1978-79	W	67-58	N
1979-80	W	80-63	H
1/19/81	L	77-64	A
2/7/81	W	76-52	H
3/3/81	W	96-82	N
11/17/81	L	70-50	A
2/11/82	W	60-48	H
2/10/83	L	62-59	A
2/9/84	L	59-52	H
1/21/85	L	89-58	A
11/22/85	W	75-65	H
1/15/87	L	78-47	A
12/20/95	W	71-55	H
1/14/97	L	58-55	A
12/30/04	W	67-52	H
12/30/05	W	66-57	A

High Point 2-3

1/31/81	L	71-61	N
11/22/98	W	70-61	H
11/19/99	W	61-59	A
1/2/06	L	71-61	H
11/26/06	L	74-62	A

Hofstra 6-12

11/30/85	L	58-49	A
12/1/96	W	75-55	H
12/22/97	W	53-46	A
1/20/02	L	85-81	H
2/24/02	L	70-67	A
3/6/02	W	77-69	N
1/23/03	W	59-53	H
2/8/03	L	80-78	A
3/12/03	L	69-66	N
1/11/04	L	76-67	H
2/5/04	L	87-66	A
1/14/05	L	78-70	H
2/6/05	L	79-63	A
3/9/05	L	68-52	N
2/3/06	W	69-62	H
2/7/07	L	62-56	A
3/9/07	L	71-46	N
2/28/08	W	70-50	H

Hollins 0-1

1971-72	L	N/A	N
---------	---	-----	---

Houston 0-1

12/4/93	L	83-69	N
---------	---	-------	---

Howard 4-3

12/4/90	L	68-58	H
2/10/92	L	73-67	A
12/18/99	W	77-61	H
11/25/00	L	66-54	N
11/29/03	W	88-79	N
12/10/06	W	78-63	H
12/9/07	W	90-56	A

Indiana State 0-1

12/18/04	L	96-77	N
----------	---	-------	---

Iona 1-1

12/2/01	W	65-47	H
12/28/07	L	76-69	N

James Madison 13-49

1973-74	L	60-44	A
1974-75	L	68-56	A
1975-76	L	75-64	H
1976-77	W	60-58	A
1978-79	L	68-54	A
1979-80	W	63-59	H
2/14/81	W	75-53	A
2/24/82	W	85-73	H
2/27/83	W	47-40	A
2/27/84	W	55-53	H
3/2/84	L	73-43	N
1/26/85	L	73-47	H
2/2/85	L	70-46	A
3/1/85	L	68-48	N
1/18/86	L	70-44	H
2/15/86	L	76-45	A
1/17/87	L	77-55	A
2/13/87	L	92-38	H
1/16/88	L	71-47	H
2/13/88	L	83-67	A
1/21/89	L	73-30	A
3/4/89	L	88-54	H
1/10/90	L	65-49	A
1/31/90	L (ot)	65-57	H
1/5/91	L	73-49	H
3/1/91	L	64-41	A
1/22/92	L	63-61	A
2/19/92	W	67-62	H
1/22/93	L	55-49	H
2/19/93	L	66-64	A
3/12/93	W	60-58	N
1/14/94	L	67-62	A
2/11/94	L	63-59	H
1/19/95	L	64-47	H
2/16/95	L	81-57	A
1/28/96	W	58-48	H
2/25/96	L	84-66	A
1/26/97	L	76-59	H
2/9/97	L	78-57	A
1/11/98	L	62-52	A
2/6/98	L	78-48	H
12/5/98	W	80-61	H
2/12/99	W	55-53	A
1/23/00	L	66-63	H
2/20/00	L	74-50	A
1/28/01	L (ot)	68-66	H
2/25/01	L	81-57	A
1/13/02	L	66-61	H
2/7/02	L	69-49	A
1/19/03	L (ot)	71-67	A
2/13/03	L	78-73	H
1/18/04	W	71-68	H
2/22/04	L	71-58	A
12/3/04	L	61-42	H
2/13/05	L	66-61	A
1/29/06	L	73-49	A
2/19/06	W	82-70	H
1/14/07	L	76-51	A
2/4/07	L	72-59	H
2/3/08	L	69-53	H
2/14/08	L	77-60	A
3/14/08	L	53-46	N

Kentucky 0-1

12/4/07	L	75-44	A
---------	---	-------	---

Lafayette 1-4

2/6/84	L	76-58	H
--------	---	-------	---

1/10/85	L	79-41	A
1/2/86	L	79-52	A
2/14/96	W	64-47	A
11/27/96	L	77-67	H

Lehigh 1-2

1/3/86	L	74-51	A
12/29/98	W	59-37	N
11/28/99	L	69-60	A

Lenoir-Rhyne 0-2

1979-80	L	90-65	A
1/29/81	L	102-59	N

Liberty 11-7

1978-79	W	77-49	A
1979-80	W	72-66	H
11/21/80	W	76-64	A
2/21/81	W	71-64	H
11/21/81	L	49-42	A
2/20/82	W	62-50	H
2/19/83	W	70-63	H
3/5/83	W	62-59	N
2/17/84	L	66-51	A
12/1/84	L	75-59	H
11/29/88	L	78-68	A
2/14/89	L	78-76	H
12/7/89	W	69-53	A
2/15/90	W	73-55	H
1/12/91	W	64-45	A
2/27/91	W	65-54	H
12/28/04	L	70-47	H
11/26/05	L	73-56	A

Long Beach State 0-1

12/28/00	L	73-61	H
----------	---	-------	---

Longwood 14-9

1967-68	W	33-29	H
1972-73	L	55-46	A
1973-74	W	48-33	H
1974-75	L	63-47	A
1975-76	L	68-57	H
1976-77	N/A	N/A	H
1978-79	L	63-56	A
1979-80	W	68-55	H
1979-80	W	78-49	N
11/22/80	L	65-59	A
2/12/81	W	64-63	H
11/20/81	W	52-48	A
1/26/82	L	58-52	H
1/25/83	W (ot)	71-70	H
2/15/83	W	65-62	A
2/18/84	L	68-64	A
1/29/85	W	72-69	H
1/16/86	W	53-45	A
2/4/87	W	68-55	H
1/16/89	L	73-70	A
11/23/04	L	60-46	H
11/29/05	W	82-58	A
11/21/06	W	70-27	H
12/7/08	W	70-56	A

Louisville 0-1

11/24/01	L	89-67	N
----------	---	-------	---

Loyola 5-3

1/5/85	L	56-55	H
1/4/89	W	57-48	H
12/30/89	W	80-74	A
12/28/90	W	68-54	H
1/4/93	W	50-45	A
2/7/94	W	75-62	H
12/31/00	L	53-50	H
12/22/01	L	60-59	A

ALL-TIME OPPONENT SERIES

Lynchburg	3-1
1967-68	L 79-31 A
1972-73	W 49-41 A
1974-75	W 65-48 A
1975-76	W 60-34 H

Maine	1-2
12/29/87	L 71-69 A
11/11/06	L 66-46 A
11/29/07	W 63-62 H

Manhattan	0-2
1/5/87	L 62-48 H
12/29/92	L 63-57 H

Marist	0-1
11/25/89	L 70-67 N

Marquette	0-1
11/26/07	L 79-61 A

Mary Baldwin	N/A
1976-77	N/A N/A H

Mary Washington	7-1
1967-68	W 41-22 H
1971-72	W N/A H
1972-73	L 58-29 A
1972-73	W 46-23 H
1973-74	W 58-33 H
1974-75	W 79-48 A
1975-76	W 74-31 H
1976-77	N/A N/A A
2/24/84	W 71-44 H

Maryland	0-1
12/28/94	L 85-52 A

Md.-Baltimore County	2-3
11/20/82	W 75-48 N
2/22/84	L 76-65 A
2/3/88	L 59-50 A
1/9/95	L 53-51 A
1/3/96	W 72-40 H

Maryland Eastern-Shore	2-1
11/26/88	W 68-46 N
12/31/91	L 60-49 A
1/20/93	W 78-57 H

Massachusetts	1-1
12/30/87	L 87-65 N
12/29/99	W 60-54 N

Miami (Fla.)	0-1
12/28/02	L 85-57 A

Montclair	0-1
1/7/85	L 68-66 H

Monmouth	0-2
1/8/97	L 70-67 A
12/6/97	L 74-72 H

Morgan State	1-0
1/13/88	W 63-49 H

Mount St. Mary's	3-7
1/12/89	L 89-72 H
2/3/90	L 73-66 A
12/7/91	W 75-67 H
1/6/93	L 66-50 A
2/15/94	W 83-67 H
12/30/97	L 81-79 N
11/29/98	W 83-78 A
12/5/99	L 76-63 H

12/2/05	L (ot) 84-75 H
12/10/06	L (ot) 66-58 A

Navy	5-7
1979-80	L 82-66 A
1/24/81	W (2ot) 88-84 H
1/23/82	L 72-47 A
1/22/83	L 71-51 H
1/15/84	W 55-44 N
1/21/84	L 63-48 A
1/19/85	L (ot) 65-64 H
1/25/86	L 53-48 A
1/24/87	L 67-58 H
3/2/92	W 70-63 A
12/19/92	W 55-40 A
11/30/93	W 90-50 H

New Hampshire	0-1
12/31/88	L 63-49 N

New Mexico	0-1
11/29/02	L 79-61 A

New Orleans	1-0
11/28/97	W 78-65 A

Niagara	1-0
1/13/84	W 63-49 N

Norfolk State	8-7
1973-74	W 50-39 A
1976-77	L N/A H
1978-79	L 76-64 A
1979-80	L 60-54 H
11/19/80	L 71-65 A
12/2/83	L 54-44 A
2/4/85	L 72-50 H
12/2/98	W 71-59 H
1/12/00	L 55-52 A
11/29/00	W 54-37 H
12/4/02	W 62-49 A
12/3/03	W 69-50 H
12/1/04	W 68-60 A
11/23/05	W 70-43 H
12/21/06	W 73-58 A

North Carolina	0-4
1978-79	L 76-61 H
12/2/90	L 82-63 H
11/26/91	L 89-39 A
11/23/96	L 78-37 A

North Texas	1-0
11/19/06	W 64-58 H

Northeastern	2-1
2/10/06	W 58-54 A
1/21/07	W 58-49 H
2/17/08	L 65-64 H

Oklahoma State	0-1
12/28/95	L 75-42 N

Old Dominion	3-46
1967-68	L 55-39 H
1967-68	W 50-42 A
1972-73	W 55-46 H
1974-75	W 70-67 H
1974-75	L 69-63 A
1975-76	L 85-60 A
1976-77	L 70-28 H
1978-79	L 89-51 A
1/4/92	L 70-51 H
2/29/92	L 64-56 A
2/3/93	L 64-48 H
3/5/93	L 79-52 A

3/14/93	L 65-51 A
2/3/94	L 67-41 A
3/3/94	L 64-51 H
3/11/94	L 88-66 N
2/5/95	L 77-36 H
3/4/95	L 81-58 A
3/10/95	L 96-37 A
2/2/96	L 105-50 A
3/3/96	L 86-44 H
1/12/97	L 79-36 A
2/16/97	L 96-36 H
2/27/97	L 101-35 N
12/3/97	L 94-53 H
2/20/98	L 110-51 A
2/26/99	L 75-43 H
2/16/99	L 90-57 A
1/28/00	L 96-44 A
2/18/00	L 85-43 H
1/12/01	L 68-46 A
2/22/01	L 78-32 H
3/9/01	L 62-49 A
1/1/02	L 105-47 H
3/1/02	L 70-36 A
3/7/02	L 73-52 A
3/2/03	L 83-44 A
3/9/03	L 67-49 H
11/21/03	L 75-58 H
3/4/04	L 79-45 A
3/11/04	L 86-52 A
1/20/05	L 77-59 A
2/20/05	L 68-50 H
1/8/06	L 77-68 H
2/26/06	L 85-33 A
1/28/07	L 63-47 A
2/18/07	L 56-52 H
1/20/08	L 63-55 H
2/10/08	L 83-68 A

Pennsylvania	2-1
1978-79	W 82-69 H
12/9/90	L 75-57 A
11/10/07	W 87-64 N

Pepperdine	0-1
11/23/01	L 84-71 A

Pittsburgh	1-2
12/30/90	L 68-57 H
11/16/01	W 77-72 A
11/18/05	L 76-49 N

Princeton	2-2
1979-80	W 71-69 A
1/29/86	L 69-63 H
12/5/86	L 66-52 A
12/20/92	W 57-55 N

Providence	0-1
12/19/95	L 73-58 N

Queens	0-2
29/11/85	L 71-65 A
11/29/85	L 71-65 A

Radford	4-12
1978-79	L 87-69 H
1979-80	L 64-61 A
1/10/81	L 86-71 A
1/26/81	L 81-59 H
1/9/82	L 80-70 A
2/13/82	W 61-60 H
3/2/82	L 77-66 N
1/11/83	L 85-68 A
3/4/83	L 78-62 N
2/4/84	L 78-57 H
2/23/85	L 83-32 A

2/22/86	L 71-65 H
1/14/90	W 60-59 A
2/15/92	W (ot) 83-80 H
12/29/06	W 54-47 H
11/23/07	L 71-58 A

Randolph-Macon	10-3
1971-72	L N/A N
1972-73	L 64-45 A
1973-74	W 50-39 H
1974-75	W 65-51 A
1975-76	W 74-60 H
1976-77	W 54-37 H
1978-79	W 71-50 H
1979-80	W 69-44 A
2/28/81	W 72-43 H
2/18/82	W 66-45 A
12/7/82	W 94-57 H
12/6/83	L 58-41 A
1/18/88	W 65-46 H

Rhode Island	0-1
11/28/03	L 68-59 A

Rice	0-1
11/25/84	L 80-61 N

Richmond	13-41
1978-79	W 79-41 A
1979-80	W 63-46 H
1/22/81	W 71-68 H
2/17/81	W 86-65 A
1/20/82	L 65-49 H
2/16/82	L 61-54 A
11/19/82	L 62-51 N
12/2/82	L 59-55 A
1/19/83	L 72-54 H
1/24/84	L 52-51 H
12/6/84	L 83-51 H
1/16/85	L 85-52 A
1/7/86	L 62-58 H
2/1/86	L 78-69 A
12/6/86	L 77-71 N
1/2/87	W 58-56 A
1/31/87	L 71-65 H
2/26/88	L 66-56 H
3/4/88	L 70-43 A
3/10/88	L 54-40 N
1/28/89	L 72-62 A
2/25/89	L 77-38 H
3/9/89	L 65-54 H
1/27/90	L 62-33 H
2/24/90	L 58-41 A
1/26/91	L 72-57 A
2/23/91	L 68-50 H
1/18/92	L 74-55 H
3/5/92	L 73-58 A
3/12/92	L 63-55 N
1/12/93	L 57-54 A
2/21/93	W 74-62 H
1/16/94	W 68-55 A
2/13/94	L 73-56 H
3/10/94	W 76-62 N
1/22/95	W 73-63 A
2/19/95	L 64-54 H
1/21/96	W 68-46 H
2/22/96	L 57-51 A
1/19/97	L 64-59 A
2/14/97	L 95-76 H
1/2/98	L 76-60 H
2/1/98	L 92-81 A
1/15/99	L 79-74 H
1/31/99	L 70-63 A
1/21/00	L (ot) 90-82 H
2/25/00	L 88-76 A
1/25/01	W 78-69 A

ALL-TIME OPPONENT SERIES

2/8/01	L	72-65	H
11/29/01	W	88-85	A
12/20/02	L	75-62	H
12/28/03	L	87-58	A
11/16/06	W	67-54	A
11/20/07	L	68-64	H

Roanoke	2-0
1974-75	W 74-34 N
1976-77	W 73-70 H

San Francisco	0-2
12/5/92	L 78-62 N
11/26/04	L 79-48 A

South Carolina State	0-1
1989-90	L 89-61 A

South Florida	0-1
12/19/04	L 74-23 A

Southwest Louisiana	1-0
12/29/88	W 66-63 N

St. Bonaventure	1-0
1/9/93	W 68-65 H

St. Francis	2-2
12/7/85	W 73-51 N
1/4/90	L 60-53 A
12/30/97	W 77-48 A
12/21/98	L 70-66 N

St. Joseph's	0-1
11/29/91	L 73-54 A

Sweet Briar	1-1
1971-72	L N/A A
1972-73	W 66-35 H

TCU	0-1
11/29/97	L 74-63 H

Temple	1-0
12/30/95	W 66-55 N

Tennessee Tech	0-1
1973-74	L 67-35 N

Towson	10-4
1/28/91	W 65-55 A
12/31/97	W 68-62 N
1/5/02	W 79-57 H
1/31/02	W 54-49 A
1/30/03	W 66-43 H
2/6/03	W 62-35 A
1/25/04	W 71-60 A
2/26/04	W 53-50 H
1/30/05	L 62-51 H
3/3/05	L 62-57 A
1/27/06	W 51-33 A
12/3/06	L 66-59 H
1/6/08	L 57-48 H
2/7/08	W 56-53 A

Tulane	0-1
12/27/00	L 69-51 A

UC-Irvine	1-1
11/30/02	L 70-61 N
12/29/07	W 71-56 N

UC-Riverside	0-1
11/27/04	L 66-56 H

UNC Asheville	1-1
12/2/00	L 63-59 H
12/29/01	W 96-69 H

UNC Charlotte	0-1
2/10/90	L 71-59 H

UNC Greensboro	0-3
1/14/83	L 89-60 A
12/10/83	L 61-56 H
1/19/89	L 73-59 H

UNC Wilmington	29-21
-----------------------	--------------

1/28/82	L 81-60 N
1/14/85	L 92-62 H
2/18/85	L 76-55 A
1/11/86	L 75-58 A
2/8/86	W 84-81 H
1/10/87	L 94-68 H
2/7/87	L 66-59 A
1/23/88	L 69-53 A
2/20/88	L 74-67 H
1/9/89	L 78-76 A
2/4/89	L 73-52 H
1/22/90	W 66-61 H
2/19/90	W 82-72 A
1/21/91	W 60-50 A
2/18/91	W 71-57 H
1/25/92	W 63-60 H
2/22/92	W 75-68 A
1/29/93	W 79-61 H
2/26/93	W 85-65 A
1/23/94	W 67-48 H
2/20/94	W 61-56 A
1/29/95	W 71-46 H
2/26/95	L 58-57 A
1/19/96	W 61-50 H
2/4/96	W 67-43 A
1/31/97	L 83-78 A
2/18/97	W 68-38 H
2/26/97	W 78-63 N
1/16/98	W 68-55 A
2/8/98	W 77-66 H
1/10/99	L 57-54 A
2/28/99	W 58-50 H
1/9/00	L 58-50 A
2/27/00	L 65-59 H
2/1/01	W 42-41 A
3/2/01	W 54-46 H
1/8/02	L 67-51 A
2/3/02	W 65-38 H
2/2/03	L 59-44 H
2/20/03	L 76-51 A
1/15/04	L 64-50 A
2/20/04	W 70-63 H
1/6/05	W 55-48 H
2/3/05	L (ot) 70-67 A
12/4/05	L 52-45 A
2/24/06	W 63-61 H
1/11/07	W 60-50 H
2/11/07	W 56-38 A
1/31/08	W 72-62 H
2/24/08	W 67-57 A

Vanderbilt	0-1
12/30/05	L 92-66 A

Vermont	0-1
12/7/03	L (ot) 75-72 H

Virginia	1-11
1971-72	L N/A H
1973-74	W 47-40 H
1974-75	L 37-33 A
1975-76	L 49-46 H
1976-77	L 74-36 A

1978-79	L 60-45 H
1979-80	L 87-51 A
1/9/81	L 74-49 A
12/5/81	L 60-43 H
12/4/92	L 82-40 A
11/16/97	L 71-57 A
12/2/99	L 71-42 H

Virginia Commonwealth	20-48
------------------------------	--------------

1967-68	L 49-41 H
1971-72	L N/A H
1971-72	L N/A A
1972-73	L 58-37 A
1972-73	L 66-45 H
1973-74	L 42-36 A
1973-74	W 49-43 H
1974-75	L 50-48 A
1974-75	L 62-16 H
1975-76	W 59-38 H
1975-76	L 62-50 A
1976-77	W 57-44 A
1977-78	W 75-68 A
1977-78	W 68-37 H
1978-79	W 68-53 A
1978-79	L 66-61 A
1979-80	L 75-73 H
1979-80	L 65-58 A
1979-80	L 66-65 N
2/9/81	L 72-64 H
2/23/81	W 85-68 A
3/7/81	L 72-70 N
2/8/82	L 56-47 A
2/22/82	W 72-62 H
12/11/82	W 78-65 A
2/22/83	W 64-49 H
11/18/83	L 58-54 H
2/6/85	L 80-62 A
2/19/86	L 85-79 H
12/31/86	L 66-47 A
2/20/87	L 74-52 H
1/7/88	L 97-59 A
2/24/88	L 65-61 H
11/27/88	L 79-60 A
11/29/89	W 64-60 H
11/27/90	L 62-51 A
12/4/91	L 76-51 H
12/22/92	L 64-61 A
2/5/94	W 82-71 H
2/21/95	L 50-46 A
1/12/96	L 89-80 A
2/16/96	L 74-66 H
1/17/97	W 73-56 H
2/11/97	L 89-54 A
1/4/98	L 79-70 A
1/30/98	L 79-64 H
1/22/99	L (3ot) 83-77 H
2/21/99	W 69-52 A
3/4/99	L 65-54 N
1/16/00	L 77-59 A
2/11/00	L 80-51 H
1/18/01	L 79-68 H
2/11/01	L 66-52 A
3/8/01	W 67-60 N
1/24/02	L 85-74 A
2/14/02	L 90-82 H
1/16/03	L 68-65 A
3/6/03	W 73-67 H
2/1/04	L 83-74 H
2/29/04	L 82-61 A
1/16/05	W 62-54 A
2/24/05	L 72-61 H
1/20/06	W 55-52 H
2/12/06	W 70-66 A
2/15/07	L 68-54 A
3/1/07	W 75-53 H
1/9/08	L 73-53 A

3/6/08	L 61-57 H
Virginia State	2-2
1973-74	L 50-46 A
1975-76	L 60-53 A
1976-77	N/A N/A H
1978-79	W 61-54 H
1978-79	W 74-69 N

Virginia Tech	3-11
----------------------	-------------

1972-73	L 50-39 N
1974-75	W 58-45 H
1974-75	W 72-50 N
1975-76	L 66-62 A
1976-77	L 57-47 H
1978-79	L 64-59 H
1979-80	L 60-56 A
11/29/80	L 65-63 A
11/24/81	L 89-58 H
1/7/87	L 56-50 A
1/2/91	L 75-60 A
1/6/92	L 62-42 H
1/2/95	L 72-53 H
11/28/06	W 64-41 A

Virginia Wesleyan	9-2
--------------------------	------------

1978-79	W 71-48 A
1979-80	W 65-52 H
1/14/81	W 71-47 A
25/11/85	L 65-60 A
11/23/82	W 95-55 H
11/22/83	W 65-63 A
11/27/84	W 72-65 H
11/25/85	L 65-60 A
12/2/86	W 72-59 H
12/1/87	W 75-64 A
9/9/88	W 59-46 H

Wagner	0-1
11/27/99	L 65-60 N

Wake Forest	0-4
--------------------	------------

11/28/81	L 74-53 H
1/15/83	L 89-81 A
11/23/84	L 84-43 A
11/29/86	L 67-59 H

Westhampton	5-1
--------------------	------------

1967-68	L 41-36 H
1971-72	W N/A H
1972-73	W 48-40 A
1973-74	W 62-30 H
1974-75	W 58-34 A
1975-76	W 45-24 H
1976-77	N/A N/A A

Wingate	2-0
----------------	------------

12/5/96	W 89-76 H
11/22/97	W 88-71 A

Winthrop	5-0
-----------------	------------

11/27/87	W 80-64 H
1/9/96	W 72-55 A
12/22/96	W 62-58 H
11/26/97	W 87-61 H
11/13/98	W 61-49 A

Yale	1-0
-------------	------------

1/9/84	W 52-44 H
--------	-----------

INDIVIDUAL GAME RECORDS

Points

1.	39	Lynn Norenberg vs. VA Wesleyan (79-80)
2.	33	Ashleigh Akens vs. San Francisco (12/5/92)
3.	32	Jen Sobota at Hofstra (2/8/03)
	32	Aquendine Khasidis at American (3/12/93)
5.	31	Angie Evans at James Madison (2/13/88)
6.	30	Kyra Kaylor at Georgia State (1/25/07)
	30	Kyra Kaylor at Georgia State (1/6/06)
	30	Jen Sobota vs. Army (1/2/01)
	30	Aquendine Khasidis vs. Army (12/20/94)
10.	29	Julie Sommer vs. American (1/3/99)
	29	Ashleigh Akens at UNC Wilmington (2/20/94)
	29	Angie Evans at MD Eastern Shore (12/31/91)
	29	Angie Evans at North Carolina (11/26/91)

Field Goals

1.	14	Lynn Norenberg vs. VA Wesleyan (1979-80)
2.	13	Ashleigh Akens at UNC Wilmington (2/20/94)
	13	Ashleigh Akens vs. San Francisco (12/5/92)
4.	12	Jen Sobota vs. Army (1/2/01)
	12	Katie Averyt vs. Temple (3/15/96)
	12	Marilyn Gayton vs. Loyola (2/7/94)
	12	Angie Evans at James Madison (2/13/88)
	12	Karen Thorne vs. VA Commonwealth (2/22/82)
9.	11	Eight times, most recently: Kelly Heath vs. UNC Wilmington (1/31/08)

Field Goals Attempted

1.	24	Kyra Kaylor vs. Mount St. Mary's (12/2/05)
2.	23	Dani Kell at Norfolk State (12/21/06)
	23	Jen Sobota at Richmond (2/25/00)
	23	Angie Evans at North Carolina (1/22/90)
5.	22	Courtney Portell at Howard (12/9/07)
	22	Jen Sobota vs. Army (1/2/01)
	22	Jen Sobota vs. Wagner (11/27/99)
	22	Aquendine Khasidis vs. Coppin State (11/30/94)
	22	Marilyn Gayton vs. East Carolina (2/26/92)
	22	Tammy Holder vs. Liberty (1979-80)

Field Goal Percentage (minimum 10 attempts)

1.	.856	Angie Evans at James Madison (2/13/88)
2.	.833	Tiffany Stone vs. East Carolina (2/22/88)
3.	.818	Mary Ranone vs. Coll. of Charleston (2/20/97)
	.818	Karen Jordan vs. Montclair (1/7/85)
5.	.800	Kyra Kaylor vs. Richmond (11/20/07)
	.800	Julie Sommer at George Mason (2/11/96)
	.800	Ashleigh Akens vs. James Madison (2/19/92)
	.800	Tiffany Stone vs. Richmond (2/26/88)
	.800	Debbie Wade vs. James Madison (1/16/88)
10.	.786	Tiffany Stone at George Mason (1/20/88)

Rebounds

1.	21	Ashleigh Akens vs. East Carolina (2/26/92)
	21	Tiffany Stone at UNC Wilmington (2/22/92)
	21	Ashleigh Akens at Old Dominion (2/29/91)
	21	Tiffany Stone at UNC Wilmington (1/21/91)
	21	Tiffany Stone vs. Liberty (2/15/90)
	21	Tiffany Stone at East Tennessee St. (12/2/89)
	21	Karen Jordan vs. Liberty (12/1/84)
8.	19	Quintina Walker at Richmond (11/29/01)
	19	Beth Hairfield at Chicago State (12/5/87)
10.	18	Tiffany Benson at Howard (12/9/07)
	18	Kyra Kaylor at Howard (12/9/07)
	18	Kyra Kaylor at Northeastern (2/10/06)
	18	Kyra Kaylor vs. Towson (2/26/04)
	18	Mary Ranone vs. Richmond (1/21/00)
	18	Marilyn Gayton vs. UNC Wilmington (1/23/94)

Steals

1.	9	Kyle DeHaven vs. UNC Wilmington (1/6/05)
2.	8	Katherine DeHenzel at UNC Wilmington (2/24/08)
	8	Courtney Portell at Longwood (12/7/07)
	8	Devin James vs. Maine (11/29/07)
	8	Kyle DeHaven at UNC Wilmington (2/3/05)
	8	Cheryl Yarbrough vs. Hampton (1/19/81)
7.	7	Eight times, most recently: Devin James vs. James Madison (2/3/08)

Assists

1.	16	Jen Sobota vs. Davidson (12/10/00)
2.	14	Katie Averyt vs. Hampton (12/20/96)
3.	13	Katie Averyt vs. East Carolina (2/7/97)
4.	11	Sarah Stroh vs. Delaware (1/22/06)
	11	Katie Averyt vs. East Carolina (2/5/99)
6.	10	Sarah Stroh vs. Georgia State (2/17/06)
	10	Jen Sobota at Pittsburgh (11/16/01)
	10	Katie Averyt vs. Coll. of Charleston (12/20/97)
	10	Katie Averyt vs. Hofstra (12/1/96)
	10	Tara Roberson vs. Harvard (11/27/93)

Blocked Shots

1.	7	Tiffany Benson at UNC Wilmington (2/24/08)
2.	6	Dominique Lewis vs. VA Commonwealth (3/6/03)
3.	5	Tiffany Benson vs. Duquesne (12/20/07)
	5	Tiffany Benson vs. North Texas (11/19/06)
	5	Andrea Gross vs. Towson (1/5/02)
	5	Lauren Brooker vs. Norfolk State (11/29/00)
	5	Rebecca Dayvault vs. American (1/11/92)
	5	Rebecca Dayvault at American (2/13/91)
	5	Rebecca Dayvault vs. Mount St. Mary's (12/7/91)
	5	Rebecca Dayvault at UNC Wilmington (2/19/90)

Free Throws Made

1.	16	Julie Sommer vs. American (1/3/99)
2.	15	Kyra Kaylor at George Mason (2/25/07)
3.	14	Tiffany Williamson vs. Coppin State (2/17/92)
	14	Tiffany Williamson at Mount St. Mary's (2/3/90)
5.	13	Kyra Kaylor at Northeastern (2/10/06)
	13	Ashleigh Akens vs. San Francisco (12/5/92)
	13	Tiffany Williamson at East Carolina (1/19/91)
8.	12	Katie Averyt vs. Temple (11/30/95)
	12	Ashleigh Akens at UNC Wilmington (2/22/92)
	12	Tiffany Williamson vs. Howard (12/4/90)

Free Throw Attempts

1.	18	Katie Averyt vs. Temple (12/30/95)
	18	Tiffany Williamson vs. Coppin State (2/17/92)
	18	Tiffany Williamson vs. VCU (11/29/89)
4.	17	Julie Sommer vs. American (1/3/99)
	17	Kate Von Holle vs. St. Francis (12/21/98)
	17	Tiffany Williamson vs. Old Dominion (2/29/92)
	17	Ashleigh Akens vs. San Francisco (12/5/92)
8.	16	Kyra Kaylor at George Mason (2/25/07)
	16	Kyra Kaylor vs. Georgia State (3/8/06)
	16	Kate Von Holle vs. Massachusetts (12/29/99)
	16	Ashleigh Akens vs. American (2/24/94)
	16	Tiffany Williamson at Mount St. Mary's (2/3/90)

Free Throw Percentage (minimum 10 attempts)

1.	1.000	(12-12)	Karen Thorne vs. VCU (1981-82)
	1.000	(11-11)	Jami Lange vs. Delaware (1/27/02)
	1.000	(11-11)	Jami Lange vs. American (1/3/02)
	1.000	(10-10)	Kyra Kaylor vs. Old Dominion (3/11/04)
5.	.941	(16-17)	Julie Sommer vs. American (3/3/99)
6.	.938	(15-16)	Kyra Kaylor at George Mason (2/25/07)
7.	.929	(13-14)	Kyra Kaylor at Northeastern (2/10/06)
	.929	(13-14)	Tiffany Williamson at ECU (1/19/91)
9.	.917	(11-12)	Jessica Muskey vs. JMU (12/5/98)
10.	.900		Five times, most recently: Kyra Kaylor vs. Pennsylvania (11/10/07)

Three Point Field Goals Made

1.	7	Courtney Portell vs. Iona (12/28/07)
	7	Courtney Portell vs. Duquesne (12/20/07)
	7	Courtney Portell at Howard (12/9/07)
	7	Jen Sobota at Tulane (12/27/00)
	7	Yolanda Settles vs. UNC Wilmington (1/29/93)
	7	Angie Evans at James Madison (2/13/87)
7.	6	Lizzie Schiel vs. Old Dominion (1/8/06)
	6	Lizzie Schiel at Hofstra (2/6/05)
	6	Jen Sobota at Delaware (2/16/03)
	6	Jen Sobota at VCU (1/16/03)
	6	Jaye Marolla at Delaware (1/27/02)

Three-Point Field Goals Attempted

1.	16	Courtney Portell at Howard (12/9/07)
2.	15	Courtney Portell vs. Iona (12/28/07)
3.	14	Jen Sobota vs. Delaware (2/16/03)
4.	13	Courtney Portell vs. Delaware (1/13/08)
	13	Jen Sobota at Tulane (12/27/00)
	13	Yolanda Settles vs. UNC Wilmington (1/29/93)
7.	12	Courtney Portell vs. Duquesne (12/20/07)
	12	Jaye Marolla at Delaware (1/27/02)
	12	Jaye Marolla at Pepperdine (11/23/01)
	12	Yolanda Settles vs. Delaware State (1/6/94)

Three-Point Field Goal Percentage (min. 5 attempts)

1.	1.000	(7-7)	Angie Evans at JMU (2/13/88)
2.	.800	(4-5)	Dani Kell vs. Pennsylvania (11/10/07)
	.800	(4-5)	Lizzie Schiel vs. Indiana State (12/18/04)
	.800	(4-5)	Megan Baier at American (11/26/02)
5.	.714	(5-7)	Lizzie Schiel vs. Georgia State (2/17/06)
	.714	(5-7)	Yolanda Settles vs. Mt. St. Mary's (2/15/94)
7.	.667	(4-6)	Five times, most recently: Katy Neumer vs. Indiana State (12/18/04)

TEAM GAME RECORDS

Most Points Scored (1983-2007)

1.	100 (63)	Harvard	11/27/93
2.	96 (69)	UNC Asheville	12/29/01
3.	92 (58)	Charleston Southern	12/18/94
4.	91 (75)	at American	2/13/91
	91 (38)	Coppin State	11/28/86
6.	90 (56)	at Howard	12/9/07
	90 (50)	Navy	11/30/94
8.	89 (76)	Wingate	12/5/96
9.	88 (79)	Howard	11/29/03
	88 (85)	at Richmond	11/29/02
	88 (71)	at Wingate	11/22/97

Fewest Points Scored

1.	23	at South Florida	12/19/04
2.	30	at James Madison	11/21/89
3.	32	Old Dominion	2/22/01
	32	at Radford	2/23/85
5.	33	at Old Dominion	2/26/06
	33	Richmond	1/27/90
7.	35	Old Dominion	2/27/97
8.	36	Old Dominion	2/16/97
	36	at Old Dominion	1/12/97
10.	37	at North Carolina	11/23/96
	37	Old Dominion	3/10/95

Most Points Scored In First Half

1.	60	Howard	11/27/93
2.	52	Virginia Wesleyan	11/23/82
3.	51	Hampton	3/2/81
4.	49	College of Charleston	12/18/93
	49	Hampton	2/2/80
6.	47	vs. Pennsylvania	11/10/07
	47	Howard	11/29/03
	47	Hofstra	1/20/02
	47	Coppin State	11/28/86
	47	Randolph Macon	12/7/82

Most Points Scored In Second Half

1.	59	Potomac Valley	11/19/94
2.	55	vs. George Mason	3/8/07
3.	54	Wingate	12/5/96
4.	51	UNC Asheville	12/29/01
5.	50	Virginia Commonwealth	2/14/02
	50	Richmond	2/1/98
	50	at UNC Wilmington	2/26/93
	50	George Mason	2/2/83
9.	49	five times, most recently: at Howard	12/9/07

Fewest Points Allowed (1983-2007)

1.	27	Longwood	11/21/06
2.	33	at Towson	1/27/06
3.	35	at Towson	2/6/03
4.	36	Colgate	12/30/92
5.	37	Norfolk State	11/29/00
	37	Lehigh	12/29/98
7.	38	at UNC Wilmington	2/11/07
	38	UNC Wilmington	2/3/02
	38	UNC Wilmington	2/18/97
	38	Coppin State	2/17/92

Most Points Scored (1970-83)

1.	98	Averett College	1977-78
2.	96	Hampton	3/3/81
3.	95	Emory & Henry	1978-79
4.	95	Virginia Wesleyan	11/23/82
5.	94	Randolph-Macon	12/7/82

Fewest Points Allowed (1970-83)

1.	14	Christopher Newport	1971-72
2.	23	Mary Washington	2/14/73
	23	Mary Washington	1971-72
4.	24	Westhampton	1975-76
	24	at Christopher Newport	1971-72

Most Field Goals Made

1.	41	Virginia Wesleyan	11/23/82
2.	34	at Howard	12/9/07
	34	at Longwood	11/29/05
	34	Gardner-Webb	12/6/02
	34	UNC-Asheville	12/29/01
	34	East Carolina	1/20/94
7.	33	eight times, most recently: vs. UNC Wilmington	2/26/93

Best Field Goal Percentage

1.	.614 (27-44)	Delaware	1/22/06
	.594 (41-69)	Va. Wesleyan	11/23/82
3.	.564 (31-55)	UNC Wilmington	2/26/97

4.	.561 (23-41)	at UNC Wilmington	2/4/96
5.	.550 (22-40)	at Richmond	11/16/06
6.	.548 (34-62)	at Longwood	11/29/05
	.543 (25-46)	College of Charleston	11/15/98
	.543 (25-46)	UNC Wilmington	1/19/96
9.	.540 (27-50)	at Richmond	1/25/01
10.	.531 (25-47)	American	2/25/85

Most Field Goal Attempts

1.	82	UNC Asheville	12/29/01
2.	80	Randolph Macon	12/6/83
	80	Christopher Newport	1/12/81
4.	79	Virginia Wesleyan	2/7/94
	79	East Carolina	2/28/93
6.	78	Akron	12/4/87
	78	East Tennessee State	11/28/87
	78	Virginia Wesleyan	11/27/84
	78	Longwood	11/22/80
10.	77	American	2/10/95
	77	Harvard	11/27/93

Fewest Field Goals Made

1.	9	at South Florida	12/19/04
2.	10	Old Dominion	1/1/02
3.	11	Old Dominion	2/22/01
4.	12	at Old Dominion	2/26/06
	12	at Old Dominion	3/2/03
6.	13	at George Mason	1/24/08
	13	at Maine	11/11/06
	13	Old Dominion	2/16/97
	13	Old Dominion	2/5/95
10.	14	Drexel	2/21/08

Most Three-Point Field Goals Made

1.	15	at Howard	12/9/07
2.	13	vs. Pennsylvania	11/10/07
	13	Richmond	2/7/01
	13	Davidson	12/10/00
5.	12	Georgia State	2/17/06
6.	10	12 times, most recently: vs. Georgia State	3/13/08

Most Three-Point Field Goal Attempts

1.	35	at Howard	12/9/07
2.	30	vs. Campbell	11/9/07
3.	29	at Hofstra	2/6/05
	29	Hofstra	1/29/02
5.	28	vs Indiana State	12/18/04
	28	Delaware	2/16/03
7.	27	Duquesne	12/20/07
	27	Georgia State	2/17/06
	27	George Mason	3/8/00
	27	at Old Dominion	2/20/98

Most Free Throws Made

1.	33	American	1/3/98
	33	Loyola	12/28/90
3.	32	American	1/3/02
4.	30	at American	1/29/99
	30	Hampton Institute	3/3/81
6.	29	Richmond	1/21/00
	29	at Virginia Commonwealth	1/2/96
8.	28	UNC Wilmington	2/8/98
	28	Monmouth	12/6/97
	28	Maryland Eastern Shore	1/20/93

Most Free Throws Attempted

1.	45	American	1/3/99
	45	American	1/3/98
	45	Virginia Commonwealth	2/22/82
4.	43	Monmouth	12/6/97
5.	42	at UNC Wilmington	2/22/92
6.	41	at American	1/29/99
	41	East Carolina	2/26/92
8.	40	Elon	11/25/98
9.	39	American	1/3/02
	39	New Orleans	11/28/97

Best Free Throw Pct. (Min. 25 Attempts)

1.	.897 (26-29)	Old Dominion	1/1/02
2.	.885 (23-26)	at George Mason	1/23/98
3.	.871 (27-31)	at VCU	1/4/98
	.871 (27-31)	at East Carolina	1/19/81
5.	.862 (25-29)	vs. George Mason	3/8/07
6.	.857 (24-28)	at Mt. St. Mary's	2/3/90
7.	.840 (21-25)	at VCU	2/29/04
	.840 (21-25)	at VCU	1/18/01
9.	.813 (26-32)	St. Francis	12/21/98
	.813 (26-32)	James Madison	12/5/98

Most Fouls

1.	33	at American	1/22/98
2.	32	Navy	1/22/83
3.	31	at Richmond	2/1/98
	31	Navy	1/19/85
5.	30	at Mt. St. Mary's	12/8/06
	30	Vermont	12/7/03
	30	at Elon	11/23/03
	30	Virginia Commonwealth	2/14/02
	30	George Mason	3/7/96
	30	at James Madison	2/25/96

Most Rebounds

1.	68	Bridgewater	2/6/81
2.	66	East Carolina	2/26/92
3.	60	at Norfolk State	12/21/06
4.	59	at Howard	12/9/07
	59	Wake Forest	1/15/83
6.	58	Richmond	1/21/00
7.	57	at Richmond	11/29/01
	57	Winthrop	11/27/87
9.	56	Howard	12/10/06
10.	55	Liberty	12/1/84

Fewest Rebounds

1.	19	at Old Dominion	3/1/02
	19	at James Madison	2/25/01
3.	21	George Mason	2/11/05
4.	22	Drexel	1/23/05
	22	at James Madison	2/13/88
6.	23	at Virginia Commonwealth	1/16/03
7.	24	at Old Dominion	3/4/04
	24	at James Madison	2/20/00
9.	25	three times, most recently: vs. James Madison	3/14/08

Most Assists

1.	27	Davidson	12/10/00
2.	26	Georgia State	2/17/06
	26	Howard	11/27/93
4.	25	Gardner-Webb	12/6/02
	25	East Carolina	2/7/97
	25	Delaware State	1/6/94
7.	24	James Madison	2/19/06
	24	Davidson	1/6/95
9.	23	four times, most recently: Vermont	12/7/03

Most Steals

1.	24	Liberty	11/21/80
2.	21	East Tennessee State	11/28/87
3.	20	Harvard	11/27/93
4.	19	at Longwood	12/7/07
5.	18	George Mason	2/11/05
	18	Vermont	12/7/03
	18	at Liberty	2/19/90
8.	17	six times, most recently: Hofstra	2/28/08

Most Turnovers

1.	40	at Radford	2/3/85
2.	39	East Carolina	2/17/81
3.	35	Old Dominion	3/3/96
	35	Randolph-Macon	1/16/88
5.	34	at North Carolina	11/23/99
	34	Old Dominion	2/27/97
	34	at Old Dominion	2/2/96
	34	Virginia Tech	12/18/87
9.	33	American	1/11/92
10.	32	five times, most recently: at Duke	11/18/00

Most Opponent Turnovers

1.	33	at Winthrop	11/13/98
2.	30	Iona	1/2/01
	30	Randolph-Macon	1/16/88
4.	29	Charleston Southern	12/31/03
	29	at Old Dominion	2/29/92
	29	East Carolina	2/16/91
7.	28	six times, most recently: at Howard	12/9/07

Fewest Turnovers

1.	7	East Carolina	2/7/97
2.	8	James Madison	2/13/03
3.	9	vs. Pennsylvania	11/10/07
	9	UNC Wilmington	2/20/04
	9	at UNC Wilmington	2/20/94
6.	10	nine times, most recently: Drexel	3/2/06

INDIVIDUAL SEASON RECORDS

Points Scored

1.	Kyra Kaylor	522	2005-06
2.	Lynn Norenberg	484	1978-79
3.	Aquendine Khasidis	474	1994-95
4.	Kyra Kaylor	462	2007-08
5.	Kyra Kaylor	459	2006-07
6.	Ashleigh Akens	456	1993-94
7.	Lynn Norenberg	427	1977-78
8.	Jen Sobota	414	2000-01
9.	Angie Evans	405	1990-91
10.	Janet McGee	401	1980-81
11.	Marilyn Gayton	400	1993-94
12.	Jen Sobota	399	2001-02
13.	Ashleigh Akens	398	1991-92
14.	Ashleigh Akens	396	1992-93
15.	Devin James	394	2006-07
	Kyra Kaylor	394	2003-04
17.	Karen Jordan	392	1986-87
18.	Karen Jordan	383	1985-86
19.	Karen Jordan	368	1984-85
20.	Jen Sobota	362	1999-00

Scoring Average

1.	Lynn Norenberg	20.3	1979-80
2.	Lynn Norenberg	19.4	1977-78
3.	Kyra Kaylor	18.6	2005-06
4.	Lynn Norenberg	17.3	1978-79
5.	Lynn Norenberg	16.8	1980-81
6.	Aquendine Khasidis	16.3	1994-95
	Ashleigh Akens	16.3	1993-94
8.	Angie Evans	15.0	1990-91
9.	Kyra Kaylor	14.8	2006-07
10.	Ashleigh Akens	14.7	1991-92
11.	Karen Jordan	14.5	1986-87
12.	Mary Ranone	14.4	1999-00
	Kyra Kaylor	14.4	2007-08
14.	Jen Sobota	14.3	2000-01
	Marilyn Gayton	14.3	1993-94
16.	Karen Jordan	14.2	1985-86
17.	Ashleigh Akens	14.1	1992-93
18.	Jen Sobota	13.8	2001-02
19.	Kyra Kaylor	13.6	2003-04
	Karen Jordan	13.6	1984-85

Field Goals Made

1.	Lynn Norenberg	204	1978-79
2.	Lynn Norenberg	183	1977-78
3.	Kyra Kaylor	181	2005-06
4.	Aquendine Khasidis	170	1994-95
5.	Marilyn Gayton	164	1993-94
6.	Janet McGee	163	1980-81
7.	Karen Jordan	158	1986-87
8.	Ashleigh Akens	157	1993-94
9.	Ashleigh Akens	153	1991-92
10.	Karen Jordan	150	1985-86
11.	Ashleigh Akens	148	1992-93
	Kyra Kaylor	148	2007-08
13.	Angie Evans	144	1990-91
14.	Bridget Kealey	140	1984-85
15.	Devin James	139	2006-07
	Karen Jordan	139	1984-85
17.	Tiffany Stone	138	1988-89
18.	Kyra Kaylor	136	2006-07
19.	Jen Sobota	136	2001-02
20.	Jen Sobota	135	2000-01
	Devin James	135	2007-08

Field Goals Attempted

1.	Aquendine Khasidis	432	1994-95
2.	Kyra Kaylor	389	2005-06
3.	Jen Sobota	380	2001-02
4.	Angie Evans	376	1990-91
5.	Jen Sobota	375	2000-01
	Jen Sobota	375	1999-00
7.	Devin James	374	2007-08

8.	Devin James	373	2006-07
9.	Karen Jordan	353	1985-86
	Cheryl Yarbrough	353	1981-82
11.	Bridget Kealey	352	1984-85
12.	Karen Jordan	330	1986-87
	Kyra Kaylor	330	2007-08
14.	Kyra Kaylor	325	2006-07
15.	Karen Jordan	324	1984-85
16.	Kyle DeHaven	323	2004-05
17.	Aquendine Khasidis	320	1993-94
18.	Cheryl Yarbrough	319	1980-81
19.	Angie Evans	317	1989-90
	Angie Evans	317	1988-89
	Angie Evans	317	1987-88

Field Goal Pct. (Min. 120 made)

1.	Lynn Norenberg	.604	(183-303)	1977-78
2.	Ashleigh Akens	.573	(153-267)	1991-92
3.	Lynn Norenberg	.562	(204-363)	1978-79
4.	Ashleigh Akens	.551	(157-285)	1993-94
5.	Ashleigh Akens	.546	(148-271)	1992-93
6.	Lynn Norenberg	.541	(125-227)	1979-80
7.	Marilyn Gayton	.527	(164-311)	1993-94
8.	Kyra Kaylor	.510	(132-259)	2003-04
9.	Tiffany Stone	.500	(138-276)	1988-89
10.	Debbie Wade	.486	(123-253)	1987-88
11.	Karen Jordan	.479	(158-330)	1986-87
12.	Betty Strock	.475	(121-255)	1978-79
13.	Quintina Walker	.472	(137-290)	2000-01
	Tiffany Stone	.472	(133-282)	1989-90
15.	Kyra Kaylor	.465	(181-389)	2005-06
16.	Mary Ranone	.460	(126-274)	1999-00
17.	Kyra Kaylor	.448	(148-330)	2007-08
18.	Julie Sommer	.440	(129-293)	1998-99
19.	Karen Jordan	.425	(150-353)	1985-86
20.	Kyra Kaylor	.418	(136-325)	2006-07

Three Point Field Goals Made

1.	Courtney Portell	72	2007-08
2.	Yolanda Settles	63	1993-94
3.	Lizzie Schiel	60	2005-06
	Jaye Marolla	60	2001-02
5.	Jen Sobota	58	2000-01
6.	Yolanda Settles	54	1992-93
7.	Jessica Muskey	53	1997-98
8.	Jen Sobota	50	2001-02
9.	Jen Sobota	48	1999-00
10.	Jen Sobota	45	2002-03
11.	Lizzie Schiel	43	2004-05
12.	Lizzie Schiel	41	2003-04
13.	Aquendine Khasidis	40	1994-95
14.	Sarah Stroh	39	2006-07
	Kelly Ercole	39	2000-01
	Yolanda Settles	39	1994-95
17.	Courtney Portell	37	2006-07
	Angel Stanton	37	1993-94
19.	Kelly Ercole	36	2003-04
	Yolanda Settles	36	1995-96

Three-Point Field Goals Attempted

1.	Courtney Portell	193	2007-08
2.	Yolanda Settles	177	1993-94
3.	Jaye Marolla	174	2001-02
4.	Jen Sobota	168	1999-00
5.	Jen Sobota	167	2001-02
6.	Jen Sobota	162	2000-01
7.	Lizzie Schiel	151	2005-06
8.	Yolanda Settles	148	1992-93
9.	Jen Sobota	146	2002-03
10.	Yolanda Settles	145	1994-95
11.	Lizzie Schiel	139	2003-04
12.	Kelly Ercole	137	2000-01
13.	Jessica Muskey	135	1999-00
14.	Lizzie Schiel	127	2004-05
15.	Aquendine Khasidis	125	1994-95

	Angel Stanton	125	1993-94
17.	Jessica Muskey	123	1997-98
18.	Kelly Ercole	115	2003-04
19.	Kyle DeHaven	112	2003-04
20.	Jessica Muskey	111	1998-99

Three Point Pct. (Min. 40 made)

1.	Jessica Muskey	.431	(53-123)	1997-98
2.	Lizzie Schiel	.397	(60-151)	2005-06
3.	Courtney Portell	.373	(72-193)	2007-08
4.	Yolanda Settles	.365	(54-148)	1992-93
5.	Jen Sobota	.358	(58-162)	2000-01
6.	Yolanda Settles	.356	(63-177)	1993-94
7.	Jaye Marolla	.345	(60-174)	2001-02
8.	Lizzie Schiel	.339	(43-127)	2004-05
9.	Aquendine Khasidis	.320	(40-125)	1994-95
10.	Jen Sobota	.308	(45-146)	2002-03
11.	Jen Sobota	.299	(50-167)	2001-02
12.	Lizzie Schiel	.295	(41-139)	2003-04
13.	Jen Sobota	.286	(48-168)	1999-00

Free Throws Made

1.	Kyra Kaylor	152	2006-07
2.	Kyra Kaylor	143	2007-08
3.	Ashleigh Akens	142	1993-94
4.	Tiffany Williamson	140	1989-90
5.	Jami Lange	137	2001-02
6.	Kyra Kaylor	126	2005-06
7.	Tiffany Williamson	122	1991-92
8.	Tiffany Williamson	119	1990-91
9.	Kate Von Holle	107	1999-00
10.	Kyra Kaylor	106	2003-04
11.	Ashleigh Akens	99	1992-93
12.	Angie Evans	98	1990-91
13.	Devin James	97	2006-07
14.	Kyle DeHaven	94	2003-04
	Aquendine Khasidis	94	1994-95
16.	Karen Jordan	93	1985-86
17.	Ashleigh Akens	92	1991-92
18.	Karen Jordan	90	1984-85
19.	Nancy Scott	89	1980-81
20.	Jessica Muskey	87	1998-99

Free Throws Attempted

1.	Ashleigh Akens	205	1993-94
2.	Tiffany Williamson	197	1989-90
3.	Kyra Kaylor	195	2006-07
4.	Tiffany Williamson	186	1991-92
5.	Kyra Kaylor	181	2005-06
6.	Tiffany Williamson	177	1990-91
7.	Kyra Kaylor	173	2007-08
8.	Jami Lange	160	2001-02
9.	Karen Jordan	157	1984-85
10.	Kyra Kaylor	156	2003-04
11.	Jen Sobota	146	2002-03
12.	Tiffany Benson	145	2007-08
	Kate Von Holle	145	1999-00
	Ashleigh Akens	145	1991-92
15.	Jen Sobota	139	2000-01
16.	Ashleigh Akens	138	1992-93
17.	Angie Evans	133	1990-91

Free Throw Pct. (Min. 75 made)

1.	Julie Sommer	.859	(79-92)	1995-96
2.	Jami Lange	.856	(137-160)	2001-02
3.	Karen Thorne	.847	(105-124)	1982-83
4.	Lynn Norenberg	.843	(75-89)	1980-81
5.	Janet McGee	.833	(75-90)	1980-81
6.	Kyra Kaylor	.827	(72-193)	2007-08
7.	Nancy Scott	.788	(89-113)	1980-81
8.	Kyra Kaylor	.779	(152-195)	2006-07
9.	Devin James	.764	(97-127)	2006-07
10.	Nekisa Cooper	.761	(83-109)	1997-98
11.	Lynn Norenberg	.752	(76-101)	1978-79
12.	Mary Ranone	.750	(78-104)	1999-00

INDIVIDUAL SEASON RECORDS

Karen Jordan	.750	(93-124)	1985-86
14. Aquendine Khasidis	.749	(94-126)	1994-95
15. Kate Von Holle	.738	(107-145)	1999-00
Aquendine Khasidis	.738	(79-107)	1993-94
17. Angie Evans	.737	(98-133)	1990-91
18. Tiffany Stone	.727	(80-110)	1990-91
19. Mary Ranone	.717	(86-120)	1998-99
Ashleigh Akens	.717	(99-138)	1992-93

Offensive Rebounds

1. Tiffany Benson	139	2007-08
2. Tiffany Stone	124	1988-89
3. Quintina Walker	115	2000-01
4. Tiffany Stone	111	1990-91
5. Tiffany Stone	110	1989-90
6. Kyra Kaylor	109	2005-06
Ashleigh Akens	109	1992-93
8. Ashleigh Akens	100	1993-94
9. Ashleigh Akens	93	1991-92
10. Devin James	84	2006-07
11. Kyra Kaylor	83	2007-08
Marilyn Gayton	83	1993-94
Rebecca Dayvault	83	1990-91
14. Rebecca Dayvault	81	1992-93
Marilyn Gayton	81	1992-93
16. Debbie Wade	79	1987-88
17. Bridget Wagner	78	1994-95
18. Quintina Walker	77	1997-98
Rebecca Dayvault	77	1991-92
20. Nina McIntyre	76	1994-95
Beth Hairfield	76	1987-88



Tiffany Stone

Defensive Rebounds

1. Kyra Kaylor	225	2005-06
2. Kyra Kaylor	206	2006-07
3. Ashleigh Akens	195	1993-94
4. Kyra Kaylor	187	2007-08
5. Tiffany Stone	185	1989-90
6. Tiffany Stone	181	1988-89
7. Ashleigh Akens	169	1992-93
8. Kyra Kaylor	165	2003-04
9. Tiffany Stone	162	1990-91
10. Dani Kell	158	2005-06
11. Ashleigh Akens	148	1991-92
12. Quintina Walker	147	2001-02
13. Debbie Wade	146	1987-88
14. Devin James	145	2005-06
Marilyn Gayton	145	1993-94
Beth Hairfield	145	1987-88
17. Kate Von Holle	131	1999-00
18. Rebecca Dayvault	127	1989-90
19. Devin James	125	2006-07
20. Kyle DeHaven	121	2003-04

Andrea Gross	121	2001-02
Quintina Walker	121	1997-98

Total Rebounds

1. Kyra Kaylor	334	2005-06
2. Tiffany Stone	305	1988-89
3. Ashleigh Akens	295	1993-94
Tiffany Stone	295	1989-90
5. Kyra Kaylor	281	2006-07
6. Ashleigh Akens	278	1992-93
7. Tiffany Stone	273	1990-91
8. Kyra Kaylor	270	2007-08
9. Tiffany Benson	259	2007-08
10. Janet McGee	244	1980-81
11. Ashleigh Akens	241	1991-92
12. Marilyn Gayton	228	1993-94
13. Debbie Wade	225	1987-88
14. Quintina Walker	224	2000-01
15. Beth Hairfield	221	1987-88
Karen Jordan	221	1985-86
17. Kyra Kaylor	219	2003-04
18. Quintina Walker	214	2001-02
Karen Jordan	214	1986-87
20. Devin James	209	2006-07

Rebounding Average

1. Kyra Kaylor	11.9	2005-06
2. Tiffany Stone	11.3	1988-89
3. Tiffany Stone	10.9	1989-90
4. Ashleigh Akens	10.5	1993-94
5. Tiffany Stone	10.1	1990-91
6. Ashleigh Akens	9.9	1992-93
7. Beth Hairfield	9.2	1987-88
Betty Strook	9.2	1987-88
9. Kyra Kaylor	9.1	2006-07
10. Ashleigh Akens	8.9	1991-92
11. Kyra Kaylor	8.4	2007-08
12. Debbie Wade	8.3	1987-88
13. Karen Jordan	8.2	1985-86
14. Tiffany Benson	8.1	2007-08
Marilyn Gayton	8.1	1993-94
16. Karen Jordan	7.9	1986-87
17. Quintina Walker	7.7	2000-01
Rebecca Dayvault	7.7	1989-90
Debbie Wade	7.7	1985-86
20. Kyra Kaylor	7.6	2003-04
Karen Jordan	7.6	1984-85

Assists

1. Katie Averyt	157	1996-97
2. Jen Sobota	151	2000-01
3. Kyle DeHaven	137	2003-04
4. Katie Averyt	136	1995-96
5. Jen Sobota	132	2001-02
6. Kyle DeHaven	121	2004-05
7. Sarah Stroh	117	2006-07
8. Sarah Stroh	113	2005-06
9. Jen Sobota	112	2002-03
10. Katie Averyt	111	1998-99
11. Jen Sobota	108	1999-00
12. Tiffany Williamson	107	1991-92
13. Vicky Lutz	97	1983-84
14. Robin Marino	95	1987-88
15. Jami Lange	92	2001-02
Tiffany Williamson	92	1990-91
Robin Marino	92	1988-99
18. Tara Roberson	90	1992-93
Debbie Wade	90	1986-87
20. Tara Roberson	89	1994-95

Steals

1. Kyle DeHaven	102	2004-05
2. Kyle DeHaven	97	2003-04
3. Devin James	84	2007-08
4. Tammy Holder	83	1977-78

5. Jen Sobota	80	1999-00
6. Fonda Gray	75	1985-86
7. Katie Averyt	68	1998-99
8. Robin Marino	67	1987-88
Debbie Wade	67	1986-87
10. Aquendine Khasidis	65	1993-94
11. Jen Sobota	64	2001-02
Tiffany Williamson	64	1991-92
13. Debbie Taylor	62	1985-86
14. Kyra Kaylor	61	2003-04
Tiffany Williamson	61	1990-91
Cheryl Yarbrough	61	1981-82
17. Jen Sobota	60	2002-03
Debbie Taylor	60	1984-85
19. Kyra Kaylor	58	2006-07
20. Yolanda Settles	57	1994-95
Debbie Wade	57	1992-93

Blocked Shots

1. Tiffany Benson	67	2006-07
2. Tiffany Benson	58	2007-08
3. Rebecca Dayvault	42	1990-91
4. Rebecca Dayvault	41	1992-93
5. Rebecca Dayvault	36	1989-90
6. Sandy Chambers	35	1977-78
7. Andrea Gross	33	2001-02
Lauren Brooker	33	2000-01
9. Kyra Kaylor	29	2005-06
Kyra Kaylor	29	2003-04
11. Christin Gethers	27	2003-04
Mary Ranone	27	1999-00
13. Kyra Kaylor	25	2006-07
Julie Hamiel	25	1996-97
Rebecca Dayvault	25	1991-92
16. Yolanda Settles	24	1994-95
17. Cynthia Martin	23	1992-93
18. Kyra Kaylor	22	2007-08
19. Yolanda Settles	20	1995-96
20. Nina McIntyre	18	1996-97
Yolanda Settles	18	1994-95

Minutes Played

1. Sarah Stroh	1,131	2006-07
2. Jen Sobota	1,108	2000-01
3. Devin James	1,096	2006-07
4. Kyra Kaylor	1,038	2006-07
5. Devin James	994	2007-08
6. Kyra Kaylor	987	2007-08
7. Jen Sobota	983	2001-02
8. Jen Sobota	965	1999-00
9. Sarah Stroh	954	2005-06
10. Kyra Kaylor	932	2005-06
11. Kyle DeHaven	922	2003-04
12. Jen Sobota	914	2002-03
13. Debbie Wade	913	1987-88
14. Lizzie Schiel	911	2005-06
15. Kyle DeHaven	908	2004-05
16. Angie Evans	905	1989-90
17. Aquendine Khasidis	900	1994-95
18. Karen Jordan	895	1984-85
19. Lizzie Schiel	886	2003-04
20. Ashleigh Akens	870	1992-93

Fouls Committed

1. Nina McIntyre	109	1994-95
2. Kyle DeHaven	107	2004-05
3. Tiffany Williamson	105	1990-91
4. Kyle DeHaven	103	2003-04
5. Quintina Walker	102	2000-01
Tiffany Williamson	102	1989-90
7. Kyra Kaylor	101	2006-07
8. Bridget Kealey	100	1984-85
9. Quintina Walker	99	2001-02
10. Tiffany Benson	98	2006-07
Kyra Kaylor	98	2003-04

TEAM SEASON RECORDS

Points		
1.	1980-81	32 (games) 2213
2.	1993-94	28 1995
3.	2007-08	32 1981
4.	2001-02	29 1955
5.	2006-07	31 1879
6.	2003-04	29 1811
7.	1997-98	27 1769
8.	1992-93	28 1741
9.	2002-03	28 1737
10.	2005-06	28 1732
11.	1978-79	29 1729
12.	1998-99	27 1725
13.	1994-95	29 1710
14.	2000-01	29 1692
15.	1995-96	27 1685

Scoring Average		
1.	1993-94	28 71.3
2.	1977-78	22 70.5
3.	1980-81	32 68.6
4.	2001-02	29 67.4
5.	1982-83	25 66.1
6.	1997-98	27 65.5
7.	1979-80	25 64.8
8.	1998-99	27 63.9
9.	2003-04	29 62.4
	1995-96	27 62.4
11.	1992-93	28 62.2
12.	2002-03	28 62.0
	1996-97	27 62.0
14.	2007-08	32 61.9
	2005-06	28 61.9

Field Goals Made		
1.	1980-81	32 863
2.	1993-94	28 723
3.	1978-79	29 708
4.	2007-08	32 705
5.	1992-93	28 660
	1977-78	22 660
7.	2001-02	29 657
8.	1982-83	25 655
9.	1994-95	29 651
10.	2006-07	31 645
	1979-80	25 645
12.	1985-86	27 642
13.	1981-82	28 639
14.	1987-88	27 638
15.	1996-97	27 636

Field Goals Attempted		
1.	1980-81	32 2054
2.	2007-08	32 1879
3.	2001-02	29 1797
4.	1994-95	29 1760
5.	1993-94	28 1710
	1992-93	28 1710
7.	1988-89	27 1695
8.	2006-07	31 1667
9.	2002-03	28 1662
10.	1985-86	27 1661
11.	1981-82	28 1652
12.	1987-88	27 1649
13.	1999-00	27 1648
14.	2004-05	28 1642
15.	1978-79	29 1631

Field Goal Pct.		
1.	1978-79	29 .434
2.	1982-83	25 .430
3.	1979-80	25 .427
4.	1993-94	28 .423
5.	1977-78	22 .421
6.	1980-81	32 .420
7.	1996-97	27 .417
8.	1995-96	27 .413
9.	1998-99	27 .406
10.	1997-98	27 .400
11.	1986-87	27 .398

12.	1983-84	27 .395
13.	1991-92	27 .391
14.	2006-07	31 .387
	1987-88	27 .387
	1985-86	27 .387
	1981-82	28 .387

Three Point Field Goals Made		
1.	2006-07	31 196
2.	2007-08	32 191
3.	2001-02	29 167
4.	2005-06	28 160
5.	2003-04	29 155
6.	2000-01	29 154
7.	1997-98	27 137
8.	1993-94	28 136
9.	2004-05	28 124
	2002-03	28 124
11.	1999-00	27 112
	1992-93	28 112
13.	1994-95	29 105
14.	1998-99	27 87
15.	1995-96	27 74

Three Point Field Goals Attempted		
1.	2007-08	32 602
2.	2001-02	29 567
3.	2006-07	31 544
4.	2003-04	29 502
5.	2000-01	29 487
6.	1999-00	27 475
7.	2005-06	28 472
8.	2002-03	28 457
9.	2004-05	28 447
10.	1993-94	28 436
11.	1997-98	27 399
12.	1992-93	28 377
13.	1994-95	29 369
14.	1998-99	27 285
15.	1995-96	27 250

Three Point Field Goal Pct.		
1.	1987-88	27 .363
2.	2006-07	31 .360
3.	1997-98	27 .343
4.	2005-06	28 .339
5.	2007-08	32 .317
6.	2000-01	29 .316
7.	1993-94	28 .312
8.	2003-04	29 .309
9.	1996-97	27 .307
10.	1998-99	27 .305
11.	1992-93	28 .297
12.	1995-96	27 .296
13.	2001-02	29 .295
14.	1988-89	27 .293
15.	1991-92	27 .292

Free Throws Made		
1.	1980-81	32 487
2.	2001-02	29 474
3.	1998-99	27 438
	1990-91	27 438
5.	1997-98	27 422
6.	1993-94	28 413
7.	1995-96	27 407
8.	1991-92	27 401
9.	2003-04	29 394
10.	2006-07	31 393
11.	2007-08	32 380
	1999-00	27 380
13.	1989-90	27 379
14.	1981-82	28 367
15.	2002-03	28 353

Free Throws Attempted		
1.	1980-81	32 709
2.	2001-02	29 684
3.	1990-91	27 667
4.	1998-99	27 660

5.	1991-92	27 650
6.	1993-94	28 637
7.	1997-98	27 615
8.	2007-08	32 596
9.	1995-96	27 584
10.	2003-04	29 583
11.	1999-00	27 567
12.	2006-07	31 566
	1989-90	27 566
14.	1981-82	28 560
15.	1984-85	27 536

Free Throw Pct.		
1.	2005-06	28 .697
	1995-96	27 .697
3.	1979-80	25 .695
4.	2006-07	31 .694
5.	2001-02	29 .693
6.	1980-81	32 .687
7.	1997-90	27 .686
8.	1978-79	29 .683
9.	2003-04	29 .676
10.	2002-03	28 .672
11.	1999-00	27 .670
	1989-90	27 .670
	1982-83	25 .670
14.	2004-05	28 .666
15.	1985-86	27 .665

Rebounds		
1.	1980-81	32 1258
2.	2007-08	32 1238
3.	2006-07	31 1201
4.	1993-94	28 1161
5.	1981-82	28 1143
6.	1984-85	27 1134
7.	1994-95	29 1133
	1990-91	27 1133
9.	2001-02	29 1127
10.	1992-93	28 1126
11.	1988-89	27 1124
12.	1991-92	27 1120
13.	1983-84	27 1110
14.	1989-90	27 1108
15.	2005-06	28 1092

Rebound Average		
1.	1982-83	25 43.3
2.	1977-78	22 43.0
3.	1990-91	27 42.0
	1984-85	27 42.0
5.	1988-89	27 41.6
6.	1993-94	28 41.5
7.	1986-87	27 41.3
8.	1983-84	27 41.1
9.	1989-90	27 41.0
10.	1985-86	27 40.8
	1981-82	28 40.8
12.	1992-93	28 40.2
13.	1987-88	27 39.7
14.	1980-81	32 39.3
15.	1994-95	29 39.1

Fouls		
1.	2003-04	29 640
2.	2004-05	28 599
3.	1994-95	29 596
	1980-81	32 596
5.	1996-97	27 587
6.	1997-98	27 581
7.	2001-02	29 579
8.	1981-82	28 578
9.	1988-89	27 565
10.	2000-01	29 564
11.	1990-91	27 560
12.	1995-96	27 555
13.	1991-92	27 550
14.	1982-83	25 546
15.	2002-03	28 539

INDIVIDUAL CAREER RECORDS

Games Played

1.	Kyra Kaylor	124	2003-08
2.	Devin James	119	2004-08
3.	Sarah Stroh	115	2003-07
4.	Jen Sobota	113	1999-03
5.	Yolanda Settles	111	1993-96
6.	Ashleigh Akens	110	1991-94
	Aquendine Khasidis	110	1992-95
	Marilyn Gayton	110	1989-92
	Vicky Lutz	110	1981-84
10.	Tara Roberson	109	1992-95
	Angel Stanton	109	1991-94
	Betty Strock	109	1979-82

Career Points

1.	Kyra Kaylor	1,873	2003-08
2.	Jen Sobota	1,511	1999-03
3.	Lynn Norenberg	1,500	1978-81
4.	Ashleigh Akens	1,372	1991-94
5.	Devin James	1,348	2004-08
6.	Angie Evans	1,340	1988-91
7.	Karen Jordan	1,294	1984-87
8.	Julie Sommer	1,216	1996-99
9.	Marilyn Gayton	1,155	1991-94
10.	Tiffany Stone	1,146	1988-91

Scoring Average

1.	Lynn Norenberg	1,500	18.3	82	1978-81
2.	Kyra Kaylor	1,411	15.1	124	2003-08
3.	Jen Sobota	1,511	13.4	113	1999-03
4.	Ashleigh Akens	1,372	12.7	108	1991-94
5.	Angie Evans	1,340	12.6	106	1988-91
6.	Karen Jordan	1,305	12.4	105	1984-87
7.	Kyle DeHaven	660	11.6	57	2003-05
8.	Julie Sommer	1,216	11.5	106	1996-99
9.	Devin James	994	11.3	119	2004-08
10.	Cheryl Yarbrough	888	10.8	82	1980-83

Field Goal Percentage (Min. 200 Made)

1.	Lynn Norenberg	.619	1978-81
2.	Ashleigh Akens	.546	1991-94
3.	Quintina Walker	.501	1997-02
4.	Loreen Connolly	.489	1980-83
5.	Tiffany Stone	.485	1988-91
6.	Julie Hamiel	.473	1994-97
	Mary Ranone	.460	1997-00
	Debbie Taylor	.460	1983-86
	Lizabeth Edwards	.460	1981-84
	Betty Strock	.460	1979-82

Field Goals Made

1.	Kyra Kaylor	609	2003-08
2.	Lynn Norenberg	607	1978-81
3.	Karen Jordan	510	1984-87
4.	Jen Sobota	504	1999-03
5.	Angie Evans	504	1988-91
6.	Ashleigh Akens	501	1991-94
7.	Devin James	493	2004-08
8.	Tiffany Stone	466	1988-91
9.	Marilyn Gayton	457	1991-94
10.	Julie Sommer	428	1996-99

Field Goals Attempted

1.	Jen Sobota	1,427	1999-03
2.	Kyra Kaylor	1,332	2003-08
3.	Angie Evans	1,327	1988-91
4.	Devin James	1,321	2004-08
5.	Karen Jordan	1,145	1984-87
6.	Aquendine Khasidis	1,103	1992-95
7.	Marilyn Gayton	1,019	1991-94
8.	Lynn Norenberg	984	1978-81
9.	Julie Sommer	978	1996-99
10.	Rebecca Dayvault	964	1990-93

Minutes Played

1.	Jen Sobota	3,970	1999-03
2.	Kyra Kaylor	3,841	2003-08
3.	Devin James	3,764	2004-08
4.	Angie Evans	3,231	1988-91
5.	Sarah Stroh	3,101	2003-07

6.	Tiffany Stone	3,094	1988-91
7.	Marilyn Gayton	3,004	1989-92
8.	Katie Averyt	2,969	1996-99
9.	Lizzie Schiel	2,959	2002-06
10.	Rebecca Dayvault	2,892	1990-93

Three-Point Field Goals Made

1.	Jen Sobota	201	1999-03
2.	Yolanda Settles	192	1993-96
3.	Julie Sommer	160	1996-99
4.	Lizzie Schiel	154	2002-06
5.	Jessica Muskey	132	1997-00
6.	Courtney Portell	118	2005-
7.	Kyra Kaylor	117	2003-08
8.	Angel Stanton	95	1991-94
9.	Aquendine Khasidis	88	1992-95
10.	Kelly Ercole	85	2000-04

Three-Point Field Goals Attempted

1.	Jen Sobota	643	1999-03
2.	Yolanda Settles	515	1993-96
3.	Lizzie Schiel	463	2002-06
4.	Jessica Muskey	440	1997-00
5.	Angel Stanton	376	1991-94
6.	Kyra Kaylor	323	2003-08
7.	Courtney Portell	320	2005-
8.	Kelly Ercole	296	2000-04
9.	Aquendine Khasidis	295	1992-95
8.	Julie Sommer	276	1996-99
9.	Sarah Stroh	268	2003-07
10.	Angie Evans	265	1988-91

Three-Point Field Goal Pct. (Min. 140 Att.)

1.	Julie Sommer	.380	1996-99
2.	Rebecca Dayvault	.376	1990-93
3.	Courtney Portell	.369	2005-
4.	Kyra Kaylor	.362	2003-08
5.	Yolanda Settles	.334	1993-96
6.	Lizzie Schiel	.333	2002-06
7.	Brenda Watson	.327	1989-92
8.	Jen Sobota	.312	1999-03
9.	Jessica Muskey	.300	1997-00
10.	Sarah Stroh	.299	2003-07

Free Throws Made

1.	Kyra Kaylor	538	2003-08
2.	Tiffany Williamson	447	1989-92
3.	Ashleigh Akens	367	1991-94
4.	Jen Sobota	302	1999-03
5.	Kate Von Holle	300	1997-00
6.	Devin James	293	2004-08
7.	Lynn Norenberg	286	1978-81
8.	Julie Sommer	256	1996-99
9.	Angie Evans	253	1988-91
10.	Mary Ranone	231	1997-00

Free Throws Attempted

1.	Kyra Kaylor	716	2003-08
2.	Tiffany Williamson	670	1989-92
3.	Ashleigh Akens	537	1991-94
4.	Jen Sobota	478	1999-03
5.	Devin James	424	2004-08
6.	Kate Von Holle	422	1997-00
7.	Angie Evans	375	1988-91
8.	Lynn Norenberg	369	1978-81
9.	Marilyn Gayton	362	1991-94
10.	Mary Ranone	338	1997-00

Free Throw Pct. (Minimum 100 Att.)

1.	Tiffany Stone	.793	1988-91
2.	Julie Sommer	.785	1996-99
3.	Lynn Norenberg	.775	1978-81
4.	Nancy Scott	.766	1978-81
5.	Robin Marino	.753	1987-90
6.	Julie Hamiel	.748	1994-97
7.	Kyra Kaylor	.747	2003-08
8.	Kyle DeHaven	.742	2003-05
9.	Lizzie Schiel	.711	2002-06
	Jessica Muskey	.711	1997-00

Offensive Rebounds

1.	Tiffany Stone	415	1988-91
2.	Ashleigh Akens	343	1991-94
3.	Kyra Kaylor	328	2003-08
4.	Devin James	294	2004-08
5.	Quintina Walker	293	1997-02
6.	Rebecca Dayvault	264	1990-93
7.	Marilyn Gayton	255	1991-94
8.	Angie Evans	200	1991-94
9.	Mary Ranone	184	1997-00
10.	Bridget Wagner	154	1994-97

Defensive Rebounds

1.	Kyra Kaylor	796	2003-08
2.	Tiffany Stone	628	1988-91
3.	Ashleigh Akens	575	1991-94
4.	Rebecca Dayvault	476	1990-93
5.	Quintina Walker	446	1997-02
6.	Marilyn Gayton	387	1991-94
7.	Devin James	383	2004-08
8.	Mary Ranone	348	1997-00
9.	Julie Hamiel	338	1994-97
10.	Kate Von Holle	324	1997-00

Total Rebounds

1.	Kyra Kaylor	1,124	2003-08
2.	Tiffany Stone	1,043	1988-91
3.	Ashleigh Akens	918	1991-94
4.	Rebecca Dayvault	740	1990-93
5.	Quintina Walker	739	1997-02
6.	Karen Jordan	737	1984-87
7.	Debbie Wade	724	1985-88
8.	Betty Strock	698	1979-82
9.	Devin James	677	2004-08
10.	Beth Hairfield	648	1985-88

Assists

1.	Jen Sobota	503	1999-03
2.	Katie Averyt	474	1996-99
3.	Sarah Stroh	325	2003-07
4.	Robin Marino	318	1987-90
5.	Tara Roberson	303	1992-95
6.	Kyle DeHaven	258	2003-05
7.	Tiffany Williamson	250	1989-92
8.	Devin James	243	2004-08
9.	Debbie Wade	234	1985-88
10.	Nekisa Cooper	231	1995-98

Steals

1.	Jen Sobota	257	1999-03
2.	Devin James	251	2004-08
3.	Kyra Kaylor	216	2003-08
4.	Debbie Wade	205	1985-88
5.	Kyle DeHaven	199	2003-05
	Katie Averyt	199	1996-99
7.	Tiffany Williamson	194	1989-92
8.	Brenda Watson	186	1989-92
9.	Robin Marino	184	1987-90
10.	Debbie Taylor	177	1983-86

Blocked Shots

1.	Rebecca Dayvault	155	1990-93
2.	Tiffany Benson	125	2006-
3.	Kyra Kaylor	107	2003-08
4.	Yolanda Settles	69	1993-96
5.	Andrea Gross	58	1998-02
6.	Mary Ranone	55	1997-00
7.	Loree Connolly	47	1980-83
8.	Bridget Wagner	43	1993-97
9.	Nina McIntyre	42	1994-97
	Tiffany Stone	42	1988-91

YEAR-BY-YEAR LEADERS

Scoring

Year	Leader	Gms.	Pts-Avg.
1977-78	Lynn Norenberg	22	427-19.4
1978-79	Lynn Norenberg	28	484-17.3
1979-80	Lynn Norenberg	16	324-20.3
1980-81	Lynn Norenberg	16	269-16.8
1981-82	Cheryl Yarbrough	28	329-11.8
1982-83	Karen Thorne	25	319-12.8
1983-84	Betsy Becker	27	220-8.1
1984-85	Karen Jordan	27	368-13.6
1985-86	Karen Jordan	27	383-14.2
1986-87	Karen Jordan	27	392-14.5
1987-88	Angie Evans	26	309-11.9
1988-89	Tiffany Stone	27	341-12.6
1989-90	Angie Evans	27	340-12.6
1990-91	Angie Evans	27	405-15.0
1991-92	Ashleigh Akens	27	400-14.8
1992-93	Ashleigh Akens	28	396-14.1
1993-94	Ashleigh Akens	28	456-16.3
1994-95	Aquendine Khasidis	29	474-16.3
1995-96	Julie Sommer	27	293-10.9
1996-97	Julie Sommer	25	261-10.4
1997-98	Julie Sommer	27	307-11.4
1998-99	Julie Sommer	27	355-13.1
1999-00	Mary Ranone	24	345-14.4
2000-01	Jen Sobota	29	414-14.3
2001-02	Jen Sobota	29	399-13.8
2002-03	Jen Sobota	28	336-12.0
2003-04	Kyra Kaylor	29	394-13.6
2004-05	Kyle DeHaven	28	319-11.4
2005-06	Kyra Kaylor	28	522-18.6
2006-07	Kyra Kaylor	31	459-14.8
2007-08	Kyra Kaylor	32	462-14.4

Rebounding

Year	Leader	Gms.	Rbs-Avg.
1977-78	Sandy Chambers	21	163-7.8
1978-79	Betty Strock	28	193-7.0
1979-80	Betty Strock	25	199-7.9
1980-81	Janet McGee	32	244-7.6
1981-82	Loree Connolly	28	159-5.7
1982-83	Loree Connolly	25	151-6.0
1983-84	Betsy Becker	27	190-7.0
1984-85	Karen Jordan	27	204-7.6
1985-86	Karen Jordan	27	221-8.2
1986-87	Karen Jordan	27	214-7.9
1987-88	Beth Hairfield	24	221-9.2
1988-89	Tiffany Stone	27	305-11.3
1989-90	Tiffany Stone	27	295-10.9
1990-91	Tiffany Stone	27	273-10.1
1991-92	Ashleigh Akens	27	238-8.8
1992-93	Ashleigh Akens	28	278-9.9
1993-94	Ashleigh Akens	28	295-10.5
1994-95	Nina McIntyre	28	158-5.6
1995-96	Julie Hamiel	25	136-5.4
1996-97	Julie Hamiel	27	162-6.0
1997-98	Quintina Walker	27	198-7.3
1998-99	Mary Ranone	27	164-6.1
1999-00	Kate Von Holle	27	201-7.4
2000-01	Quintina Walker	29	224-7.7
2001-02	Quintina Walker	29	214-7.4
2002-03	Dominique Lewis	28	123-4.4
2003-04	Kyra Kaylor	29	219-7.6
2004-05	Kyle DeHaven	28	166-5.9
2005-06	Kyra Kaylor	28	334-11.9
2006-07	Kyra Kaylor	31	281-9.1
2007-08	Kyra Kaylor	32	270-8.4

Assists

Year	Leader	Gms.	Asst.-Avg.
1977-78	Tammy Holder	22	80-3.6
1978-79	Lynn Norenberg	28	45-1.6
1979-80	Karen Johnson	25	61-2.4
	Nancy Scott	25	61-2.4
1980-81	Cheryl Yarbrough	30	66-2.2
1981-82	Cheryl Yarbrough	28	79-2.8
1982-83	Cheryl Yarbrough	20	54-2.7
1983-84	Vicki Lutz	27	97-3.6
1984-85	Debbie Taylor	27	58-2.1
1985-86	Debbie Taylor	27	86-3.2
1986-87	Debbie Wade	27	90-3.3
1987-88	Robin Marino	27	95-3.5
1988-89	Robin Marino	26	92-3.5
1989-90	Robin Marino	27	80-3.0
1990-91	Tiffany Williamson	27	92-3.4
1991-92	Tiffany Williamson	27	54-2.0
1992-93	Tara Roberson	28	90-3.2
1993-94	Tara Roberson	28	82-2.9
	Angel Stanton	28	82-2.9
1994-95	Tara Roberson	28	89-3.2

1995-96	Katie Averyt	27	136-5.0
1996-97	Katie Averyt	27	157-5.8
1997-98	Katie Averyt	26	70-2.7
1998-99	Katie Averyt	27	111-4.1
1999-00	Jen Sobota	27	108-4.0
2000-01	Jen Sobota	29	151-5.2
2001-02	Jen Sobota	29	132-4.6
2002-03	Jen Sobota	28	112-4.0
2003-04	Kyle DeHaven	29	137-4.7
2004-05	Kyle DeHaven	28	121-4.3
2005-06	Sarah Stroh	28	113-4.0
2006-07	Sarah Stroh	31	117- 3.8
2007-08	Devin James	32	67-2.1

Blocks

Year	Leader	Gms.	Blks-Avg.
1977-78	Sandy Chambers	21	35-1.7
1978-79	Betty Strock	28	12-0.4
1979-80	Loree Connolly	25	7-0.3
1980-81	Betty Strock	29	11-0.4
1981-82	Loree Connolly	28	13-0.5
1982-83	Loree Connolly	25	17-0.7
1983-84	Sandy DeSilvio	27	9-0.3
1984-85	--	--	--
1985-86	--	--	--
1986-87	Cheryl Sparks	26	21-0.8
1987-88	Debbie Wade	27	12-0.4
1988-89	Tiffany Stone	27	17-0.6
1989-90	Rebecca Dayvault	26	36-1.4
1990-91	Rebecca Dayvault	27	42-1.6
1991-92	Rebecca Dayvault	27	36-1.3
1992-93	Rebecca Dayvault	28	41-1.5
1993-94	Yolanda Settles	28	14-0.5
1994-95	Yolanda Settles	29	24-0.8
1995-96	Yolanda Settles	27	20-0.7
1996-97	Nina McIntyre	25	18-0.7
1997-98	Mary Ranone	27	10-0.4
	Quintina Walker	27	10-0.4
1998-99	Mary Ranone	27	14-0.5
1999-00	Mary Ranone	24	27-1.1
2000-01	Lauren Booker	26	33-1.3
2001-02	Andrea Gross	29	33-1.1
2002-03	Christin Gethers	28	16-0.6
	Dominique Lewis	28	16-0.6
2003-04	Kyra Kaylor	29	29-1.0
2004-05	Lindsey Brizendine	28	11-0.4
2005-06	Kyra Kaylor	28	29-1.0
2006-07	Tiffany Benson	31	67-2.2
2007-08	Tiffany Benson	32	58-1.8

Field Goal Pct. (min. 60 attempts)

Year	Leader	FGM-FGA	PCT.
1977-78	Lynn Norenberg	183-303	.604
1978-79	Lynn Norenberg	204-363	.562
1979-80	Lynn Norenberg	125-227	.551
1980-81	Lynn Norenberg	97-191	.507
1981-82	Karen Thorne	99-190	.521
1982-83	Karen Thorne	107-203	.527
1983-84	Vicki Lutz	81-168	.482
1984-85	Debbie Wade	59-135	.437
1985-86	Karen Jordan	150-353	.425
1986-87	Karen Jordan	158-330	.479
1987-88	Tiffany Stone	91-166	.548
1988-89	Tiffany Stone	138-276	.500
1989-90	Tiffany Stone	133-282	.472
1990-91	Ashleigh Akens	43-96	.448
1991-92	Ashleigh Akens	153-267	.573
1992-93	Ashleigh Akens	148-271	.546
1993-94	Ashleigh Akens	157-285	.551
1994-95	Nina McIntyre	65-140	.464
1995-96	Julie Hamiel	115-222	.518
1996-97	Julie Hamiel	117-219	.534
1997-98	Quintina Walker	94-192	.490
1998-99	Mary Ranone	98-205	.478
1999-00	Mary Ranone	126-274	.460
2000-01	Quintina Walker	137-290	.472
2001-02	Andrea Gross	63-140	.450
2002-03	Colleen McCaffrey	63-118	.534
2003-04	Kyra Kaylor	132-259	.510
2004-05	Lizzie Schiel	69-185	.373
2005-06	Kyra Kaylor	181-389	.465
2006-07	Robyn Barton	26-61	.426
2007-08	Kyra Kaylor	148-330	.448

Free Throw Pct. (Min. 50 attempts)

Year	Leader	FTM-FTA	PCT.
1977-78	Lynn Norenberg	61-85	.718
1978-79	Lynn Norenberg	76-101	.752
1979-80	Tammy Holder	42-52	.807
1980-81	Lynn Norenberg	75-89	.843

1981-82	Karen Thorne	59-68	.868
1982-83	Karen Thorne	105-124	.847
1983-84	Betsy Becker	62-110	.564
1984-85	Karen Jordan	90-157	.573
1985-86	Karen Jordan	93-124	.750
1986-87	Karen Jordan	76-119	.639
	Debbie Wade	46-72	.639
1987-88	Robin Marino	51-61	.836
1988-89	Tiffany Stone	65-90	.722
1989-90	Tiffany Williamson	140-197	.711
1990-91	Angie Evans	98-133	.737
1991-92	Tiffany Williamson	122-186	.656
1992-93	Ashleigh Akens	99-138	.717
1993-94	Aquendine Khasidis	79-107	.738
1994-95	Aquendine Khasidis	94-126	.746
1995-96	Julie Sommer	79-92	.859
1996-97	Kate Von Holle	42-57	.737
1997-98	Julie Sommer	62-79	.785
1998-99	Julie Sommer	62-81	.765
1999-00	Mary Ranone	78-104	.750
2000-01	Quintina Walker	74-116	.638
2001-02	Jamie Lange	137-160	.856
2002-03	Jamie Lange	65-77	.844
2003-04	Kyle DeHaven	106-156	.679
2004-05	Kyle DeHaven	73-93	.785
2005-06	Lizzie Schiel	37-50	.740
2006-07	Kyra Kaylor	152-195	.779
2007-08	Kyra Kaylor	143-173	.827

Three-Pt. Field Goal Pct. (Min. 15 made)

Year	Leader	FGM-FGA	PCT.
1987-88	Angie Evans	30-74	.405
1988-89	Brenda Watson	23-63	.365
1989-90	Angie Evans	22-68	.324
1990-91	Angie Evans	19-92	.207
1991-92	Tiffany Williamson	22-40	.550
1992-93	Yolanda Settles	54-148	.365
1993-94	Yolanda Settles	63-177	.356
1994-95	Aquendine Khasidis	40-125	.320
1995-96	Yolanda Settles	36-105	.343
1996-97	Julie Sommer	24-51	.471
1997-98	Jessica Muskey	53-123	.431
1998-99	Julie Sommer	35-98	.357
1999-00	Mary Ranone	15-34	.441
2000-01	Jen Sobota	58-162	.358
2001-02	Jaye Marolla	60-174	.345
2002-03	Megan Baier	31-83	.373
2003-04	Kyra Kaylor	24-60	.400
2004-05	Lizzie Schiel	43-127	.339
2005-06	Kyra Kaylor	34-80	.425
2006-07	Devin James	19-46	.413
2007-08	Courtney Portell	72-193	.373

Steals

Year	Leader	Gms.	Stl.-Avg.
1977-78	Tammy Holder	22	83-3.8
1978-79	Tammy Holder	27	46-1.7
1979-80	Lizabeth Edwards	25	26-1.0
1980-81	Cheryl Yarbrough	30	55-1.8
1981-82	Cheryl Yarbrough	28	61-2.2
1982-83	Cheryl Yarbrough	20	44-2.2
1983-84	Vicki Lutz	27	55-2.0
1984-85	-----	--	--
1985-86	-----	--	--
1986-87	Debbie Wade	27	67-2.5
1987-88	Robin Marino	27	67-2.5
1988-89	Robin Marino	26	49-1.9
1989-90	Rebecca Dayvault	26	43-1.7
1990-91	Tiffany Williamson	27	61-2.3
1991-92	Tiffany Williamson	27	64-2.4
1992-93	Marilyn Gayton	28	51-1.8
1993-94	Aquendine Khasidis	28	65-2.3
1994-95	Yolanda Settles	29	57-2.0
1995-96	Katie Averyt	27	52-1.9
1996-97	Katie Averyt	27	50-1.9
1997-98	Nekisa Cooper	27	35-1.3
	Quintina Walker	27	35-1.3
1998-99	Katie Averyt	27	68-2.5
1999-00	Jen Sobota	27	80-3.0
2000-01	Jen Sobota	29	53-1.8
2001-02	Jen Sobota	29	64-2.2
2002-03	Jen Sobota	28	60-2.1
2003-04	Kyle DeHaven	29	97-3.3
2004-05	Kyle DeHaven	28	102-3.6
2005-06	Devin James	28	52-1.9
2006-07	Kyra Kaylor	31	58-1.9
2007-08	Devin James	32	84-2.6

NATIONAL AWARDS

Academic All-America

- 1998-99 Julie Sommer
 1990-91 Angie Evans (District III)
 1989-90 Angie Evans (District III)
 1988-89 Angie Evans (District III)
 1981-82 Betty Strock
 1980-81 Lynn Norenberg
 1979-80 Lynn Norenberg

Academic All-America Hall of Fame

- 2001 Lynn Norenberg Barry '81

REGIONAL AWARDS

Academic All-District

- 1998-99 Julie Sommer
 1990-91 Angie Evans
 1989-90 Angie Evans
 1988-89 Angie Evans

AIAW All-Region 2 Team

- 1980-81 Lynn Norenberg

CONFERENCE AWARDS

Coach of the Year

- 2005-06 **Debbie Taylor '86**
 1993-94 Trina Thomas

Player of the Year

- 2005-06 Kyra Kaylor

Rookie of the Year

- 1997-98 Quintina Walker
 1987-88 Angie Evans

Defensive Player of the Year

- 2004-05 Kyle DeHaven

Dean Ehlers Leadership Award

- 2007-08 Kyra Kaylor

All-CAA First Team

- 2007-08 Kyra Kaylor
 2006-07 Kyra Kaylor
 2005-06 Kyra Kaylor
 1993-94 Ashleigh Akens
 1992-93 Ashleigh Akens

All-CAA Second Team

- 2004-05 Kyle DeHaven
 2000-01 Jen Sobota
 Quintina Walker
 1995-96 Julie Hamiel
 1994-95 Aquendine Khasidas
 1993-94 Marilyn Gayton
 1991-92 Ashleigh Akens
 1990-91 Tiffany Stone
 1989-90 Tiffany Stone
 1988-89 Tiffany Stone
 1985-86 Karen Jordan

All-CAA Third Team

- 2003-04 Kyra Kaylor

CAA All-Rookie Team

- 2006-07 **Tiffany Benson**
 2005-06 **Dani Kell**
 2003-04 Kyle DeHaven
 2003-04 Kyra Kaylor
 2002-03 Dominique Lewis
 2001-02 Kia Butts
 2000-01 Ornit Shwartz
 1999-00 Jen Sobota

- 1997-98 Quintina Walker
 1995-96 Katie Averyt
 1992-93 Yolanda Settles
 1991-92 Tara Roberson
 1990-91 Marilyn Gayton
 1989-90 Rebecca Dayvault
 1988-89 Tiffany Williamson
 1987-88 Angie Evans

CAA All-Tournament Team

- 2000-01 Jen Sobota
 1994-95 Aquendine Khasidis
 1993-94 Ashleigh Akens
 1992-93 Ashleigh Akens
 Aquendine Khasidis

CAA All-Defensive Team

- 2007-08 **Tiffany Benson**
 2004-05 Kyle DeHaven
 2003-04 Kyle DeHaven
 1994-95 Aquendine Khasidas
 1993-94 Aquendine Khasidis
 1992-93 Rebecca Dayvault
 1991-92 Tiffany Williamson
 1990-91 Tiffany Williamson
 1989-90 Tiffany Williamson
 1987-88 Debbie Wade

CAA All-Academic Team

- 2007-08 Kyra Kaylor (2)
 2006-07 Sarah Stroh (1)
 2005-06 Sarah Stroh
 2003-04 Christin Gethers
 1997-98 Julie Sommer
 1995-96 Cynthia Martin
 1993-94 Cynthia Martin
 1990-91 Angie Evans
 1989-90 Angie Evans
 1988-89 Tracey Cardwell
 1988-89 Angie Evans
 1986-87 Karen Jordan

Scholar-Athlete

- 1999-00 Erin Wilmer
 1998-99 Nicole Carbo
 1998-99 Kate Von Holle
 1998-99 Julie Sommer
 1998-99 Carrie Conklin
 1998-99 Sarah Combs
 1989-90 Angie Evans
 1988-89 Tracey Cardwell
 Angie Evans
 1986-87 Lisa Koehl

CAA Legends

- 2008 Ashleigh Akens Rabe '94
 2007 Julie Sommer Leach '99
 2006 Jen Sobota '03
 2005 Lynn Norenberg Barry '81
 2004 Karen Jordan Crist '87
 2003 Tiffany Stone '91
 2002 Angie Evans Romano '91

STATE AWARDS

VaSID Player of the Year

- 2005-06 Kyra Kaylor

VaSID All-State

- 2007-08 Kyra Kaylor (2)
 2006-07 Kyra Kaylor (2)
 2005-06 Kyra Kaylor (1)
 1995-96 Julie Hamiel (2)
 1994-95 Aquendine Khasidas (2)
 1993-94 Ashleigh Akens (1)

- 1992-93 Ashleigh Akens (1)
 1990-91 Tiffany Stone (2)
 1989-90 Tiffany Stone (2)
 1988-89 Tiffany Stone (2)

Richmond Times-Dispatch All-State

- 2006-07 Kyra Kaylor (1)

VIAIW All-State Team

- 1981-82 Cheryl Yarbrough
 1979-80 Lynn Norenberg
 1978-79 Lynn Norenberg
 1977-78 Lynn Norenberg
 1977-78 Tammy Holder

VIAIW State All-Tournament

- 1982-83 Karen Thorne
 1980-81 Betty Strock
 1979-80 Lynn Norenberg
 1978-79 Lynn Norenberg
 1977-78 Lynn Norenberg

W&M AWARDS

W&M Athletic Hall of Fame

- 1992 Lynn Norenberg Barry '81
 Camilla Buchanan '66
 1987 Martha Adams '48
 1981 Anne Madden '43
 Nancy Bloxson '29
 1980 Peggy Mann '41
 1979 Susan Lamb '45
 1978 Agnes Winn Paschall '31
 Caroline Sinclair '24
 1977 Elizabeth Jackson '34
 1976 Pearle Young Reynolds '32
 1975 Martha Barksdale '21

Alumni Association Coach of the Year

- 2005-06 **Debbie Taylor '86**

Athletic Education Foundation

Outstanding Senior Award

- 2007-08 Kyra Kaylor
 1980-81 Nancy Scott
 Lynn Norenberg

Martha Barksdale Award

- 1985-86 Lisa Koehl
 1981-82 Betty Strock
 1980-81 Lynn Norenberg



Kyra Kaylor

1,000-POINT SCORERS

1,873

Kyra Kaylor

Forward • 6-0 • Pittsburgh, Pa. • 2003-08



Year	G	FG-FGA	FT-FTA	Pts.	Avg.
2003-04	29	132-259	106-156	394	13.6
2004-05	4	12-29	11-15	36	9.0
2005-06	28	181-389	126-181	522	18.6
2006-07	31	136-325	152-195	459	14.8
2007-08	32	148-330	143-173	462	14.4
Totals	124	609-1332	538-720	1873	15.1

1,511

Jen Sobota

Guard • 5-4 • Latrobe, Pa. • 1999-2003



Year	G	FG-FGA	FT-FTA	Pts.	Avg.
1999-00	27	128-375	58-96	362	13.4
2000-01	29	135-375	86-139	414	14.3
2001-02	29	136-380	77-117	399	13.8
2002-03	28	105-297	81-126	336	12.0
Totals	113	504-1427	302-478	1511	13.3

1,500

Lynn Norenberg

Forward • 5-8 • St. Petersburg, Fla. • 1977-1981



Year	G	FG-FGA	FT-FTA	Pts.	Avg.
1977-78	22	183-303	61-85	427	19.4
1978-79	28	204-263	76-101	484	17.3
1979-80	16	123-227	74-94	320	20.3
1980-81	16	97-191	75-89	269	16.8
Totals	82	607-984	286-369	1500	18.3

1,372

Ashleigh Akens

Forward • 6-0 • Marietta, Ga. • 1990-94



Year	G	FG-FGA	FT-FTA	Pts.	Avg.
1990-91	27	43-96	34-49	120	4.5
1991-92	27	153-267	94-147	400	14.8
1992-93	28	148-271	99-138	396	14.1
1993-94	28	157-285	142-205	456	16.3
Totals	110	501-919	369-539	1372	12.5

1,348

Devin James

Guard • 5-11 • Pipersville, Pa. • 2004-08



Year	G	FG-FGA	FT-FTA	Pts.	Avg.
2004-05	28	99-270	70-109	285	10.2
2005-06	28	120-304	71-97	315	11.3
2006-07	31	139-373	97-127	394	12.7
2007-08	32	135-374	58-95	354	11.1
Totals	119	493-1321	296-428	1348	11.3

1,340

Angie Evans

Guard • 5-8 • Somers Point, N.J. • 1987-1991



Year	G	FG-FGA	FT-FTA	Pts.	Avg.
1987-88	26	116-317	47-70	309	11.9
1988-89	26	118-317	42-78	286	11.0
1989-90	27	126-317	66-94	340	12.6
1990-91	27	144-376	98-133	405	15.0
Totals	106	504-1327	253-375	1340	12.6

1,294

Karen Jordan

Forward • 5-11 • Fairfax Station, Va. • 1983-1987



Year	G	FG-FGA	FT-FTA	Pts.	Avg.
1983-84	24	63-138	26-50	152	6.3
1984-85	27	139-324	90-157	368	13.6
1985-86	27	150-353	93-124	382	14.7
1986-87	27	158-330	76-119	392	14.5
Totals	105	510-1145	285-450	1294	12.3

1,216

Julie Sommer

Guard • 5-11 • Altoona, Pa. • 1995-1999



Year	G	FG-FGA	FT-FTA	Pts.	Avg.
1995-96	27	100-202	79-92	293	10.9
1996-97	25	92-221	53-74	261	10.4
1997-98	27	107-262	62-79	307	11.4
1998-99	27	129-293	62-81	355	13.1
Totals	106	428-978	256-405	1216	11.4

1,155

Marilyn Gayton

Forward • 5-11 • Yorktown, Va. • 1990-1994



Year	G	FG-FGA	FT-FTA	Pts.	Avg.
1990-91	27	57-139	27-49	141	5.2
1991-92	27	106-254	59-92	275	10.2
1992-93	28	130-315	75-114	339	12.1
1993-94	28	164-311	67-107	400	14.3
Totals	110	457-1019	228-362	1155	10.5

1,146

Tiffany Stone

Forward • 6-2 • Milwaukee, Wis. • 1987-1991



Year	G	FG-FGA	FT-FTA	Pts.	Avg.
1987-88	27	91-66	24-48	206	7.6
1988-89	27	138-276	65-90	341	12.6
1989-90	27	133-282	45-70	311	11.5
1990-91	27	104-237	80-110	288	10.7
Totals	108	466-961	214-328	1146	10.6

1,112

Aquendine Khasidis

Guard • 5-5 • Albany, N.Y. • 1991-1995



Year	G	FG-FGA	FT-FTA	Pts.	Avg.
1991-92	25	17-50	1-8	37	1.5
1992-93	28	110-301	41-78	280	10.0
1993-94	28	107-320	79-107	321	11.5
1994-95	29	170-432	94-126	474	16.3
Totals	110	404-1103	215-319	1112	10.1

1,021

Tiffany Williamson

Guard • 5-7 • Columbia, S.C. • 1988-1992



Year	G	FG-FGA	FT-FTA	Pts.	Avg.
1988-89	27	41-139	66-110	148	5.5
1989-90	27	90-260	140-197	326	12.1
1990-91	27	53-191	119-177	229	8.4
1991-92	27	87-262	122-186	318	11.8
Totals	108	271-852	447-670	1021	9.4

ALL-TIME ROSTER

A

Aadland, Lauren (2005-)
Adams, Jennie (1984-85)
Aldridge, Janine (2008-)
Akens, Ashleigh (1990-94)
Averyt, Katie (1995-99)

B

Baier, Megan (2000-03)
Ball, Quanda (1998-01)
Barton, Robyn (2006-)
Becker, Betsy (1980-84)
Benson, Tiffany (2006-)
Boone, Jalen (2003-07)
Boyd, Faith (1998-00)
Bradshaw, Karen (1991-92)
Brizendine, Lindsey (2001-05)
Brooker, Lauren (1999-01)
Browne, Rashelle (1998-01)
Butts, Kia (2001-05)
Byron, Leila (1980-82)

C

Campbell, Marianne (1982-84)
Cardwell, Tracy (1988-89)
Carbo, Nicole (1997-01)
Carney, Michelle (1989-93)
Carter, Mindy (2004-06)
Casey, Carla (1989-93)
Cecconi, Amanda (1983-84)
Combs, Sarah (1997-99)
Conklin, Carrie (1995-99)
Connolly, Loree (1979-83)
Cooper, Nekisa (1994-98)
Cowlbeck, Cary (1988-91)
Cruse, Tiara (2003-06)

D

Dayvault, Rebecca (1989-93)
DeHaven, Kyle (2003-05)
DeHenzel, Katherine (2006-)
DeSilvio, Sandy (1980-84)
Dugan, Ann (1987-90)

E

Edwards, Lizabeth (1977-81)
Ercole, Kelly (2000-01, 2003-04)
Evans, Angela (1987-91)
Evans, Maureen (1984-88)

F

Fitz, Alex (2004-05)
Flynn, Courtney (2008-)

G

Gates, Jennifer (1994-97)
Gayton, Marilyn (1990-94)
Gethers, Christin (2000-04)
Gland, Aleia (2007-)
Gray, Fonda (1984-88)
Gross, Andrea (1998-02)

H

Hamiel, Julie (1993-97)
Hairfield, Beth (1984-88)
Hanrahan, Janet (1980-84)
Heath, Kelly (2006-)
Horner, Jenny (2001-03)
Huntley, Kris (1978-81)

J

James, Devin (2004-08)
Johnson, Karen (1978-82)
Jordan, Karen (1983-87)

K

Kaplan, Lauren (2001-02)
Kaufmann, Tamara (1992-95)
Kaylor, Kyra (2003-08)
Kealey, Bridget (1981-85)
Kell, Dani (2004-current)
Khasidis, Aquendine (1991-95)
Kidder, Martha (1990-91)
Klvac, Karen (1982-84)
Koehl, Lisa (1983-87)
Koester, Susan (1983-87)

L

LaMonte, Lisa (1995-97)
Lange, Jami (2000-03)
Lane, Tiffany (1996-98)
Lenz, Laurie (1993-94)
Lewis, Dominique (2002-03)
Lyon, Susan (1988-90)
Lucas, Tawana (1995-96)
Lutz, Vicki (1980-84)

M

Marino, Robin (1987-90)
Marolla, Jaye (2000-02)
Martin, Cynthia (1992-96)
May, Beth (1985-86)
McCaffrey, Colleen (2001-04)
McCarthy, Kate (1984-85)
McCoy, Dawn (1987-90)
McGee, Janet (1980-81)
McIntyre, Nina (1993-97)
McNeil, Sarah (2003-04)
Moller, Lindsey (2006-)
Mortlock, Helen (1999-02)
Murchison, Chanel (2008-)
Muskey, Jessica (1996-00)

N

Nemerow, Rebecca (1996-99)
Neumer, Katy (2003-07)
Norenberg, Lynn (1977-81)

O

Oblinger, Katy (2007-)

P

Portell, Courtney (2005-)
Pye, Taysha (2008-)

R

Ranone, Mary (1996-00)
Roberson, Tara (1991-95)

S

Sadler, Lisa (1990-91)
Sazonova, Maria (2002-05)
Schiel, Lizzie (2002-06)
Schuler, Genelle (1995-96)
Scott, Nancy (1977-81)
Settles, Yolanda (1992-96)
Sheehan, Karen (1991-92)
Shwartz, Ornit (2000-02)
Siudut, Heidi (1993-94)
Smith, Kate (1997-98)
Sobota, Jen (1999-03)
Sommer, Julie (1985-86)
Sparks, Cheryl (1985-87)
Spruill, Dawn (1987-90)
Stanton, Angel (1990-94)
Stone, Tiffany (1987-91)
Strock, Elizabeth (1978-82)
Stroh, Sarah (2003-07)

T

Tanis, Dawn (1994-98)
Tausanovitch, Katie (2004-07)
Taylor, Debbie (1982-86)
Thomas, Miatta (1990-92)
Thomas-Drolet, Julianne (2005-08)
Thompson, Laura (1993-94)
Thorne, Karen (1981-83)
Turner, Chris (1981-85)

V

Von Holle, Kate (1996-00)

W

Wagner, Bridget (1993-97)
Walker, Quintina (1997-02)
Watson, Brenda (1988-92)
Wade, Debbie (1984-88)
West, Emily (1985-86)
Williams, Julieanne (1987-88)
Williamson, Tiffany (1988-92)
Wilmer, Erin (1999-01)
Wise, Sue (1981-85)
Woodson, Stacy (1998-01)

Y

Yarbrough, Cheryl (1980-83)

* This list was compiled by all available sources and is complete only through the 1980-81 season.



Tiffany Williamson



Nancy Scott



Karen Jordan

LYNN NORENBERG BARRY



#22

**Only W&M Player to
Have Number Retired,
Feb. 17, 2002**

**Verizon Academic All-
America Hall of Fame
2001**

**W&M Athletic Hall of
Fame, 1992**

**Two-Time Academic
All-American**

**Three-Time VAIWA All-
State Team**

**Three-Time VAIWA
State All-Tournament
Team**

**Finished Career with 11
School Records**

**Assistant Director of
USA Basketball, 1985-96**

February 17, 2002 was a banner day for the William and Mary women's basketball program and also for the 10 other women's sports that the College sponsors.

Lynn Barry (formerly Norenberg), one of the most highly decorated athletes in the College's rich athletic history, became the first female athlete to have her jersey number retired. Barry's No. 22 jersey was raised to the rafters of William and Mary Hall during halftime festivities of the Tribe's final home game of 2002 against Delaware, which culminated a weekend-long celebration of Barry's accomplishments during her time at the College, from 1977-1981.

A 1981 Phi Beta Kappa graduate of William and Mary, Barry was a two-time Academic All-American in women's basketball. She graduated with a 3.97 GPA as a physical education major, ranked seventh in a class of 869 and was the school's Homecoming Queen.

Barry is considered the premier player in the history of William and Mary women's basketball. As a co-captain and four-year starter, Barry was named conference Player of the Year as a freshman and led the team to the VAIWA state championship during her sophomore campaign. Despite missing a significant number of games due to injuries as a junior and senior, she finished her career with 11 school records, and is currently the holder of eight. She also lettered in track and field and was the state discus champion in 1977. Barry was inducted into the William and Mary Athletic Hall of Fame in 1992.



Lynn was joined by husband Rick and son Canyon



*W&M Athletics Director Terry Driscoll presents
Lynn with her framed jersey*

Following graduation Barry earned a master's degree from the University of Kentucky with a 4.0 GPA and went on to work as an enforcement representative for the NCAA, the only woman on a 10-person staff of field investigators.

During the past 16 years, Barry has been instrumental in the development and growth of women's basketball, both domestically and internationally.

As the assistant director of USA Basketball from 1985-1996, she organized all women's basketball teams for participation in the Olympics, World Championships, Pan-American Games and numerous other basketball events. Following the United States women's gold medal performance at the 1996 Atlanta Olympics, Barry left USA Basketball to become a special advisor to the WNBA, where she assisted for five years with all facets of the league and its many women's basketball initiatives.



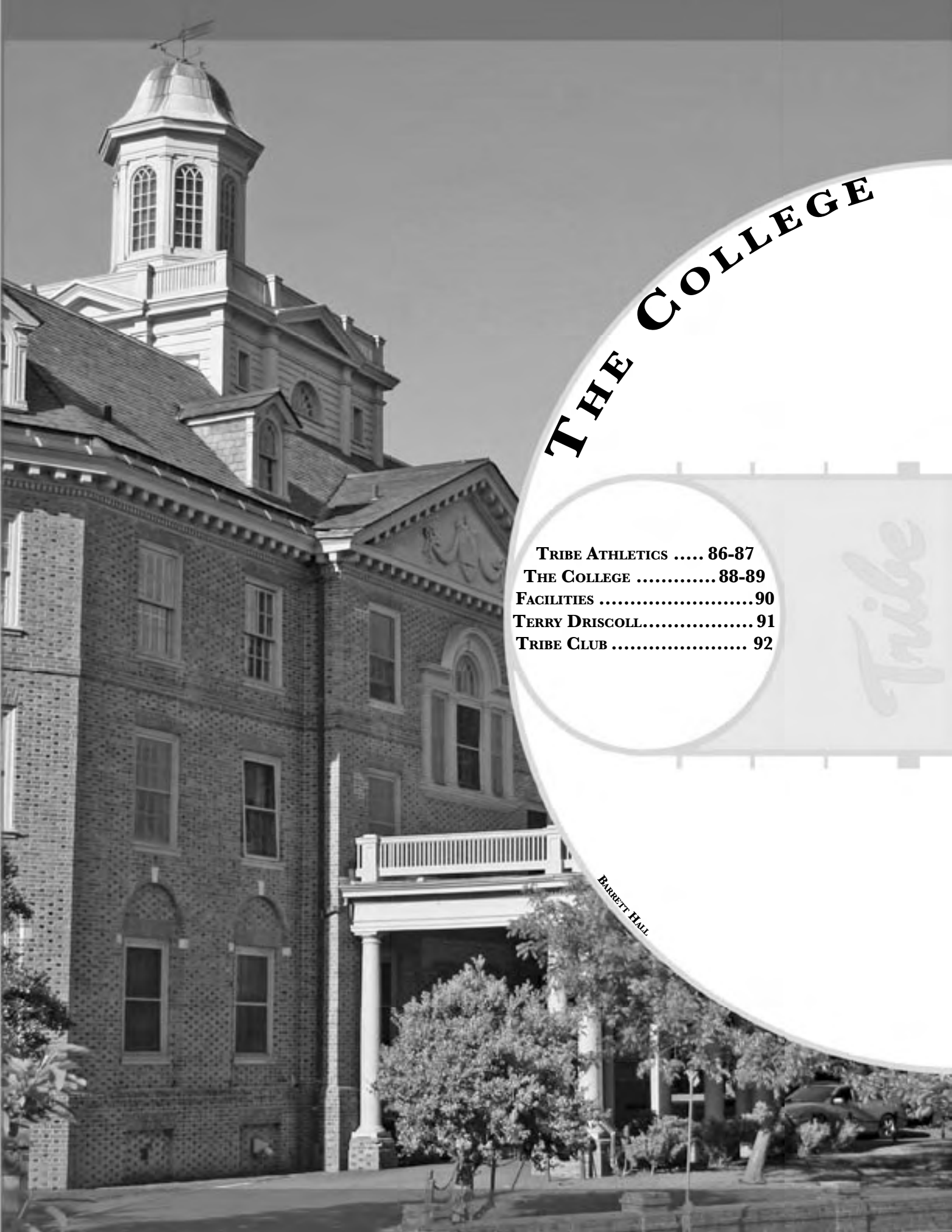
On June 26, 2001, Barry was one of five outstanding former college student-athletes inducted into the prestigious Verizon Academic All-America Hall of Fame at the Waldorf-Astoria Hotel in New York City. Since 1988, the Verizon Academic All-America Hall of Fame has honored 98 outstanding former collegiate scholar-athletes for their achievements in academics, athletics, professional career and community service.

Barry was inducted with Cris Collinsworth (University of Florida, 1981), Jennifer Harris Trosper (MIT, 1990) and John R. Hall (Vanderbilt University, 1955), and Dr. Gary Hall, Sr. (Indiana University, 1973).

A resident of Colorado Springs, Colorado, Barry, who is married to NBA Hall of Fame member Rick Barry, is a frequent guest speaker at youth basketball camps and clinics.

Norenberg's Career Statistics

YEAR	GP	FGM-A	Pct.	FTM-A	PCT	REB-AVG	A	ST	PTS-AVG
1977-78	22	183-303	.604	61-85	.718	77-3.5	56	45	427-19.4
1978-79	28	204-363	.561	76-101	.752	77-2.8	45	29	484-17.3
1979-80	16	123-227	.541	74-94	.787	63-3.9	28	11	320-20.3
1980-81	16	97-191	.508	75-89	.843	64-4.0	30	13	269-16.8
Career	82	607-1084	.560	286-369	.775	281-3.4	159	98	1500-18.3



THE COLLEGE

TRIBE ATHLETICS	86-87
THE COLLEGE	88-89
FACILITIES	90
TERRY DRISCOLL.....	91
TRIBE CLUB	92

Tribe

BARRETT HALL

TRIBE ATHLETICS A SUCCESSFUL BALANCE

ATHLETIC SUCCESS

• The 2007-08 season was another strong year for the College, as Tribe teams added four more CAA titles to bring the school's all-time league-leading total to 92. W&M also had eight different program's represented at the NCAA Championship level in some capacity.

• The men's cross country squad won its eighth consecutive CAA crown in the fall, while the women's cross country team won its fifth straight. The women's track and field team won its seventh CAA Championship in the last eight years, while the women's tennis team added its 20th all-time CAA crown in the 23-year history of the league during the spring.

• In total, W&M had five conference players of the year, five conference scholar-athletes of the year, 18 All-Americans and 100 athletes earned all-conference honors in their respective sports during the 2007-08 season.

• Individually, the women's tennis doubles team of Megan Moulton-Levy and Katarina Zoricic garnered All-America honors by advancing to the quarterfinals of the NCAA Doubles Championship. Moulton-Levy also became the first Tribe athlete and only the fourth in CAA history to win conference player of the year honors for a fourth time. Katie Radloff, who garnered CAA Swimmer of the Year and Swimmer of the Championships honors for the second straight season, earned a spot in the NCAA Swimming Championships for the second time in as many years. Christo Laundry earned All-America honors for the third time in cross country and also won the CAA Individual Championship. Women's soccer player Claire Zimmeck garnered CAA Player of the Year honors for the second straight season and was a semifinalist for the MAC Hermann Trophy. Additionally, Emily Anderson earned All-America honors with a fifth-place finish in the 1,500m, marking the best Tribe finish in 14 years.

W&M A COLLEGE OF CHAMPIONS

NCAA CHAMPIONSHIPS (2)

Men's Tennis (2)

CAA CHAMPIONSHIPS (92)

Baseball (1)

Men's Cross Country (15)

Women's Cross Country (15)

Men's Golf (1)

Women's Lacrosse (1)

Men's Soccer (6)

Women's Soccer (9)

Women's Swimming (1)

Men's Tennis (3)

Women's Tennis (20)

Men's Track and Field (4)

Women's Track and Field (8)

Volleyball (8)

CAA FOOTBALL CHAMPIONSHIPS (3)

ECAC CHAMPIONSHIPS (7)

Men's Gymnastics (3)

Women's Gymnastics (4)

TOTAL CAA CHAMPIONSHIPS

WILLIAM AND MARY

James Madison	55
Old Dominion	47
George Mason	42
VCU	34
UNC Wilmington	29
East Carolina	24
Hofstra	23
Navy	21
Richmond	20
American	8
Loyola	8
Towson	7
Georgia State	4
Delaware	3
Virginia Tech	2
Northeastern	1
UMass	1

MEN'S GYMNASTICS

2008 NCAA Qualifier
Ranked No. 11 in final NCAA poll

JAMES PRIM

Two-time USAG Collegiate All-American
ECAC Rings Champion

MEN'S BASKETBALL

2008 CAA Finalists
Best back-to-back seasons in 25 years

DANNY SUMNER

CAA All-Championship

KATIE RADLOFF

Two-time CAA Swimmer of the Year
Olympic Trials and NCAA Qualifier

WOMEN'S SWIMMING AND DIVING

2007 CAA Champions
Ranked No. 6 in final CollegeSwimming.com Mid-Major Power Poll

MEN'S CROSS COUNTRY

15-time CAA Champion

One of six programs nationally to compete in every NCAA Championship since 1997

"EXERCISE AND RECREATION ... ARE AS NECESSARY AS READING; I WILL SAY RATHER MORE NECESSARY, BECAUSE HEALTH IS WORTH MORE THAN LEARNING. A STRONG BODY MAKES THE MIND STRONG."

- THOMAS JEFFERSON, CLASS OF 1762



FOOTBALL
Three-time Conference Champion
2004 NCAA Semifinalist



WOMEN'S TENNIS
20-time CAA Champion
Ranked No. 21 in final 2008 ITA poll



WOMEN'S TRACK AND FIELD
Won seven CAA Championships in the last eight years
Set 21 school records in 2008

JAKE PHILLIPS
All-CAA Quarterback

KATARINA ZORICIC
Two-time All-American

CLAIRE ZIMMECK
Two-time All-American
2007 M.A.C. Hermann Trophy Semifinalist

ACADEMIC EXCELLENCE

- The Tribe's athletic accomplishments do not come at the expense of its student-athlete's academic responsibilities, as W&M ranked fourth, the highest of any athletic scholarship-granting school and of any public school, among the Division I teams when the NCAA released its inaugural Academic Progress Rate scores in 2005.
- The men's gymnastics team was named the National Academic Champions in 2007-08 after posting a grade-point average of 3.42. It is the fourth national academic title for the program, which also won the award in 1991, 1992, and 2002.
- In a recent NCAA survey on graduation rates, William and Mary athletic teams set the standard for academic excellence – 13 teams graduated 100 percent of their players. The overall graduation rate for our athletes is 96 percent (higher than 86 percent for the entire student body).
- There have been 45 student athletes elected to Phi Beta Kappa in the past 10 years. Four Rhodes Scholars were W&M student-athletes.
- The College's Athletics Department showed a Graduation Success Rate (GSR) of 86 percent among its student-athletes who entered school on athletics scholarships in the 2000-01 athletics year in data released by the NCAA in 2007, better than any other school in the state of Virginia or in the CAA.
- In 2002-03, the CAA created a Scholar-Athlete of the Year Award in each of its sports, and not surprisingly, W&M has set the pace with 25 winners in the six-year history of the award.

WOMEN'S SOCCER
Nine-time CAA Champion
Third-most NCAA Tournament appearances with 22





The Col

THE COLLEGE

The College of William and Mary is a public university located in Williamsburg, Va. Founded in 1693 by Royal Charter issued by King William III and Queen Mary II of England, William and Mary is the second-oldest college in the country after Harvard. William and Mary has a long history of liberal arts education and a growing research and science curriculum that demonstrates a strong commitment to undergraduate research. The College, which became a state university in 1906, has been designated a "Public Ivy," and for nine straight years has been ranked by U.S. News & World Report as sixth-best public university in the country - and the nation's top small public university.

Also referred to as "the alma mater of a nation," the College has educated four U.S. Presidents -- George Washington, Thomas Jefferson, James Monroe and John Tyler, which is the third-most of any college in the country. William and Mary also claims several firsts, including the 1776 creation of Phi Beta Kappa -- the country's first academic honor society -- the first honor code of conduct for college students, and the first collegiate law school, established in 1779. William and Mary is also home to the Sir Christopher Wren Building - the country's oldest academic building still in use - and the President's House, the oldest home of a university president still in use.

William and Mary Facts:

- In addition to four U.S. Presidents, William and Mary has educated a number of this country's key historical figures, including U.S. Supreme Court Chief Justice John Marshall and 16 signers of the Declaration of Independence.

- More recent famous alumni from William and Mary include U.S. Secretary of Defense Robert Gates ('65), the late David Brown ('78) (astronaut on the Columbia Shuttle), actress Glenn Close ('74), comedian John Stewart ('84), fashion designer Perry Ellis ('61), actor Patton Oswalt ('91), the late Mark McCormack ('51) (founder of sports and celebrity agency IMG), actress Linda Lavin ('59), NASCAR and Gibbs Racing's J.D. Gibbs ('91), Minnesota Vikings star Darron Sharper ('97), and Pittsburgh Steelers Head Coach Mike Tomlin ('95).

- In 2008, William and Mary recognized as the 5th-highest producer of Peace Corps volunteers among mid-sized schools (5,000-15,000 students). As of January 2008, 51 W&M alumni are serving. Since the Peace Corps' inception, 499 W&M alumni have volunteered with the Corps, making the university the 82nd-highest producer of volunteers of all time.

- For 2007-2008, the College had more Fulbright Scholars than any other college or university in Virginia, and it had the highest application-to-award rate among the nation's top research institutions. In 2006-2007, 12 William and Mary students were named Fulbright Scholars. Eleven received the honor in 2007-08 and scholars are studying in countries such as Argentina, Hungary, Uganda, Sweden, Senegal, and Ecuador.

- In 2008, U.S. News ranked William and Mary sixth among all public colleges and universities and 33rd out of all universities - both public and private. The William & Mary Law School ranked tied for 30th in 2008 by U.S. News. The Mason School of Business ranked 40th in nation (2008) by Financial Times and 11st in the world. William and Mary ranked 4th-best bargain in higher education by Kiplinger's in 2008. Newsweek magazine named W&M "hottest small state university" in 2008.

- In 2008, W&M received a record number of applications for undergraduate admission for the 3rd year in a row. More than 11,500 undergraduate applications were received.

- According to a recent survey, William and Mary students contribute 325,000 hours of community service per year. Seventy-five percent of undergraduates and 50 percent of graduate students report they volunteered during their time at the College. Ninety percent of undergraduates report they will volunteer in the community they reside in following graduation.

TRIBE FACILITIES

William and Mary is committed to building and maintaining outstanding facilities for all 23 of its varsity athletic teams. The College has demonstrated this commitment by investing approximately \$16 million toward the construction and upgrade of its athletics facilities during just the last five years. Among W&M's recent projects was the construction of the \$11 million, 30,000-square foot Jimmie Laycock Football Center, which was dedicated this past June. In recent years, the College has hosted NCAA tournament events for football and women's tennis, while a number of other W&M programs have hosted conference championships at Tribe venues.



**KAPLAN ARENA AT
WILLIAM & MARY HALL**



**JOSEPH W. MONTGOMERY
STRENGTH TRAINING CENTER**



ATHLETIC TRAINING ROOM

TERRY Driscoll

Athletics Director



Under the steady guidance and watchful eye of Terry Driscoll, the William and Mary Athletics Department has solidified its standing as one of the nation's preeminent broad-based programs. As Driscoll enters his 13th year as athletics director, he has overseen an unprecedented era of improvement in terms of funding and facilities while also maintaining the College's rich history of producing well-rounded student-athletes.

Driscoll oversees a program that is committed to balancing academic demands with athletic success. One of the department's stated goals each year is to finish among the top 100 in the annual Director's Cup rankings, which has happened in all but one of the years that Driscoll has been the director.

In the last five years alone, the Tribe's program has combined for a total of 23 Colonial Athletic Association (CAA) titles. This past season, W&M claimed four CAA titles (Men's and Women's Cross Country, Women's Track & Field and Women's Tennis). As recently as 2002-03, W&M had a school-record 10 teams compete in the NCAA Tournament, with four teams winning conference titles and six that finished in the top 25 at the end of their respective seasons. Overall, no institution in the CAA can claim more all-time league championships than the 92 William and Mary has earned.

As impressive as the athletic accomplishments have been during Driscoll's tenure, the program's academic successes have been even greater. In the NCAA's inaugural (2004) APR rankings, a measurement of academic progress based on academic eligibility, retention, and graduation of student-athletes, W&M was fourth in the nation overall and first among institutions

offering athletic performance-based scholarships. Additionally, the Tribe football team has posted a 100 percent graduation rate three times, while the majority of the program's squads have consistently ranked among the nation's finest in terms of graduation. In 2002, the CAA started recognizing Scholar-Athletes of the Year for each of the 22 sports it sponsors, and the College has had a conference-high 26 individuals receive the honor.

In addition to the many academic and athletic successes, Driscoll's impact on the program has been equally impressive in terms of physical and financial improvements. Since taking over as athletics director, Driscoll has overseen the construction of more than \$20 million in new facilities, including Plumeri Park (baseball), Albert-Daly Field (soccer, lacrosse) and the Busch Courts (tennis). Most recently, the College dedicated a new \$11 million, 30,000 square-foot Jimmie Laycock Football Center at Zable Stadium in the summer of 2008. During the last three years, the venerable stadium has been enhanced with an \$800,000-plus video scoreboard (2007), the installation of a \$650,000 permanent lighting system (2006) and an \$840,000 state-of-the-art Field Turf Pro artificial playing surface (2006).

In addition to the physical structures, Driscoll has also worked with the Associate Athletics Director for Development, Bobby Dwyer, to increase the annual fund-raising totals for non-capital projects from \$1.36 million in 1995 to the current annual total of approximately \$2.7 million.

A true student-athlete himself, Driscoll's leadership skills were developed during his collegiate years. As a student-athlete at Boston College, Driscoll captained the basketball team to the National Invitation Tournament Finals as a senior, and was named the tournament MVP. In addition to being named an All-American, his success in the classroom as a biology major garnered him an Academic All-America honor.

After graduating from BC, he was the fourth overall pick of the 1969 NBA Draft, selected by the Detroit Pistons, just three spots after the Milwaukee Bucks chose UCLA's Lew Alcindor, later to be known as Kareem Abdul-Jabbar. Driscoll chose to play a year in Italy first, but then returned to the U.S. to play for the Pistons, Washington Bullets and Milwaukee Bucks before going back to Italy as a player and then coach until 1980.

Driscoll then entered the corporate world in 1980, working for Kazmaier Associates, Inc., an international sporting goods sales and sports marketing firm. After Kazmaier purchased Bike Athletic in 1986, KSG Inc. was formed with the objective of becoming the first, and only, national sales agency in the sporting goods industry. By 1987, Driscoll was president of the company and had expanded the agency to all 50 states just two years later. In early 1990, Driscoll's contribution to a marketing research project for the NCAA was the initial step moving him from product marketing

and sales to sports marketing and management. The result of the project was a joint venture between Kazmaier Associates and Host Communications - with Driscoll being named managing director and chief operating officer of NCAA International.

In 1993, Driscoll diversified his experience in the athletic world by working as the venue executive director of the 1994 World Cup site in Boston. In September of that year, Driscoll was again enlisted to launch a new business, Eagle International Group, an event management and services company. As vice president, Driscoll worked with Hawaii Pacific Sports to organize the Women's World Volleyball Grand Prix competition in Honolulu.

Driscoll resides in Williamsburg with his wife, Susan. The couple has two children - Keith, a 1997 graduate of Holy Cross, and Leslie, a 2001 graduate of William and Mary.

Driscoll's Basketball Accomplishments

Boston College High School

1966 *Boston Globe* all-scholastic
BCHS Hall of Fame

Boston College

1967 NCAA Tournament All-East Region Team
1968 Academic All-American
1969 National Invitational Tournament
Most Valuable Player
ECAC Co-Player of the Year
Coaches All-American
Gator Bowl Most Valuable Player
Team captain
Scholar-Athlete

Boston College Hall of Fame
Jersey Retired (1/24/99)

Averaged 18.5 points and 13.9 rebounds per game in three-year career. Holds BC records in career rebounds (1,071), career rebounds per game (13.9), season rebounds (498), and rebounds in a single game (31). Twelfth-leading scorer in BC history (1,426), fifth-best career scoring average (18.5), tied for second-most points in a single game (46), 10th-best career free throw percentage (.779)

Professional Basketball

1969 First-round draft pick (fourth overall)
1971 Detroit Pistons
1972 Washington Bullets
1973-75 Milwaukee Bucks
1975 Spirit of St. Louis
1976 Outstanding Foreign Player, Virtus Palacanestro (Italian Professional League)

Coaching Career

Coached Sinudyne to Italian Professional League Championships in 1979 and 1980.





Tribe Club
P.O. Box 399
Williamsburg, VA 23187
(757) 221-3350
TribeClub@wm.edu
www.TribeClub.com

 <p>Bobby Dwyer Senior Associate AD, Development</p>	 <p>Monty Mason Tribe Club Chairman</p>
 <p>Al Albert Associate Director of Development</p>	 <p>Brian Raney Assistant Director of Development</p>
 <p>Jean Beall Business Manager</p>	 <p>Peggy Lukas Sr. Administrative Assistant</p>

Established in 1948 to create support for William and Mary Athletics, the Tribe Club is made up of alumni and friends of the College's athletics programs. Due to the fact that W&M receives no aid from the state for its sports programs, the Tribe Club is the sole provider of scholarships for William and Mary's student-athletes. Additionally, money raised annually by the Tribe Club helps defray a portion of the operating expenses for program support.

Whether you are a former Tribe student-athlete, a proud alum, a Tribe parent or a fan of William and Mary Athletics, you are invited to join the Tribe Club. By donating to the unrestricted fund or to a specific sport, you are providing opportunities for many young men and women to experience both academic and athletic excellence here at the College. In addition to supporting our student-athletes with generous gifts, Tribe Club members receive exclusive benefits based on their giving level, as well as invitations to tailgates, pre-game and halftime events, golf outings and regional Tribe Club social events.

To join, you can make a contribution to the Tribe Club online at www.tribeclub.com or send your donation to PO Box 399, Williamsburg, VA, 23187. Thanks to all those who are loyal members of the Tribe Club family. Your support of our gifted and talented athletes is truly appreciated. We could not succeed without you!



Tribe alumnae Katy Neumer (left) and Kyra Kaylor (right) with William and Mary Athletics Director Terry Driscoll.



(From Left) Jeff Fleishman, Herb Klapp, Barb Mucha, Bobby Dwyer and Jim Kaplan at the 2008 BB&T Tribe Club Golf Tournament.



Joe and Linda Montgomery with Head Coach Jimmye Laycock at the Laycock Football Center Dedication.



MEDIA

SPORTS INFORMATION.....	94
MEDIA OUTLETS	95
CAA SCHEDULE.....	96

COACH DEBBIE TAYLOR '86 AND KYRA KAYLOR '07



JACOB Skipper

Associate Sports Information Director

Jacob Skipper '05, now in his eighth year at the College, was promoted to Associate Sports Information Director during the summer of 2008.

A student worker in the Sports Information Department through all four years of his undergraduate study at W&M, Skipper had spent the previous three years as the Intern, with responsibility for the Tribe's nationally-prominent track and field and cross country programs, as well as the swimming and diving programs and the golf programs.

In his current position, Skipper handles statistical and media duties for the volleyball, baseball, and women's soccer teams in addition to women's basketball.

A 2005 graduate with a BBA in Operations and Information Systems, Skipper's interests include reading, especially histories and topics in education and business, web and database development, and rummaging through the Tribe archives.



PETE Clawson

Assistant A.D. Media Relations



ROB Turner

Associate Sports Information Director



KRIS Sears

Associate Sports Information Director



SCOTT Burns

Sports Information Intern

Sports Information Student Assistants:

Kristina Fitzhugh, Lindsay Guers, Julia Martin, Sarah Sibley
Alex Ball, Andrew Barr, Aaron Gregory

Athletics/SID Directory — All Area Codes are 757

Athletics Department.....	221-3400	Jacob Skipper	221-3344
Football Office.....	221-3337jeskip@wm.edu	
Ticket Office	221-3340	Pete Clawson	221-3369
Marketing Office	221-3353pmclaw@wm.edu	
Tribe Club.....	221-3350	Rob Turner	221-3370
Facilities/Operations.....	221-3355rrturn@wm.edu	
Sports Medicine	221-3407	Kris Sears	221-3368
Kaplan Arena Press Row	221-3348kasear@wm.edu	
		Scott Burns.....	221-3344
	sburns@wm.edu	

The 2008-09 William and Mary Women's Basketball Media Guide is published by the sports information office specifically to assist the media in their coverage of Tribe basketball. Requests for additional information, interviews and photographs should be directed to Jacob Skipper.

Interview Policy - All William and Mary players and coaches will be available for interviews throughout the season. All interview requests must be coordinated through Jacob Skipper in the sports information office. Please give at least 24 hours notice when possible. Home phone numbers will not be made available, and members of the media are asked not to contact players or coaches at home.

Radio - Visiting radio lines are available. Radio stations should make arrangements with the sports information office at least a month in advance. Requests for the line will be honored on a first-come, first-serve basis.

Game Credentials - Please make all press and photo requests at least 48 hours in advance. Tickets can be picked up, with proper credentials, at the media entrance (the stairs by the sports information office).

Sports Information - The sports information office is located on the arena floor level of William and Mary Hall along the administrative hallway in room 212.

Statistics - Typed play-by-play, halftime stats and a full NCAA box will be available following the game.

Post-Game Procedures - Both coaches will be brought to the interview room (classroom 221) after the game. The College's locker area is closed to the media. Individual William and Mary players' names should be given to Jacob Skipper late in the second half, and they will follow the coaches in the interview room.

Print

Daily Press
7505 Warwick Boulevard
Newport News, VA 23607
(O) 757-247-4630; (F) 757-247-9420
Melinda Waldrop
757-247-4634; mwaldrop@dailypress.com

Richmond Times-Dispatch
P.O. Box 85333
Richmond, VA 23293
(O) 804-649-6554; (F) 804-775-8085
tdsports@timesdispatch.com
Vic Dorr
804-649-6233; vdorr@timesdispatch.com

Virginia Gazette
216 Ironbound Road
Williamsburg, VA 23188
(O) 757-220-1736; (F) 757-220-1665
John Harvey, Sports Editor
757-345-2352; jharvey@vagasette.com

Virginian Pilot
150 West Brambleton Ave.
Norfolk, VA 23510
(O) 757-446-2366; (F) 757-533-9004
Tom White, College Sports Editor
757-446-2368; tomw@pilotonline.com

Flat Hat
W&M Campus Center
Williamsburg, VA 23185
(O) 757-221-3281; (F) 757-221-3242
flathatsports@gmail.com

Associated Press (Richmond)
600 E. Main St., Suite 1250
Richmond, VA 23219
(O) 800-552-9935; (F) 804-643-6223
Hank Kurz, College Sports
hkurz@ap.org

Radio

The Tide (92.3 FM) - Williamsburg
5000 New Point Road, Suite 2102
Williamsburg, VA 23188
(O) 757-565-1079; (F) 757-565-7094
Tom Davis
tom@tiderradio.com

WGH ESPN Radio (1310 AM) - Va. Beach
5589 Greenwich Road,
Virginia Beach, VA 23462
(O) 757-671-1000; (F) 757-671-1313
Tony Mercurio
blastman@espnradio1310.com

Television

WTKR (CBS - Norfolk) Channel 3
720 Boush Street, Norfolk, VA 23510
(O) 757-446-1361; (F) 757-446-1376
Cory Curtis, Sports Director
cory.curtis@wtkr.com

WTVR (CBS - Richmond) Channel 6
3301 West Broad Street, Richmond, VA 23230
(O) 804-254-3645; (F) 804-254-3697
Lane Casadonte, Sports Director lcasadonte@wtvr.com

WRIC (ABC - Richmond) Channel 8
301 Arboretum Place, Richmond, VA 23236
(O) 804-330-8829; (F) 804-330-8883
Rick Stoss, Executive Sports Producer rstoss@wric.com

WAVY (NBC - Virginia Beach) Channel 10
300 Wavy Street, Portsmouth, VA 23704
(O) 757-673-5440; (F) 757-397-8279
Bruce Rader, Sports Director
wavy.sports@lintv.com

WWBT (NBC - Richmond) Channel 12
5710 Midlothian Turnpike, Richmond, VA 23225
(O) 804-230-2614; (F) 804-230-2789
Ben Hamlin, Sports Director
bhamlin@nbc12.com

WVEC (ABC - Hampton Roads) Channel 13
613 Woodis Avenue, Norfolk, VA 23510
(O) 757-628-6217/6215; (F) 757-628-5855
Scott Cash, Sports Director
scash@wvec.com

Opponent WBB SIDs

Butler
Chris Urban
(O) 317-940-9994; (F) 317-940-9808
curban@butler.edu
www.butlersports.com

Delaware
Eric Zedalis
(O) 302-831-2186; (F) 302-831-8653
zedalis@udel.edu
www.bluehens.com

Delaware State
Dennis Jones
(O) 302-857-6068; (F) 302-857-6034
djones@desu.edu
www.dsuhornets.com

Drexel
Britt Faulstick
(O) 215-895-6895; (F) 215-895-2038
bef29@drexel.edu
www.drexeldragons.com

Fairfield
Chris O'Connor
(O) 203-254-4000 x2878; (F) 203-254-4117
coconnor@mail.fairfield.edu
www.fairfieldstags.com

George Mason
Dan Reisig
(O) 703-933-3268; (F) 703-993-3259
dreisig@gmu.edu
www.gomason.com

Georgia State
Charlie Taylor
(O) 404-413-4031; (F) 404-413-4035
ctaylor@gsu.edu
www.georgiastatesports.com

Hampton
Ebonce Mayo-Mitchell
(O) 757-727-5906; (F) 757-728-6995
ebonce.mayomitchell@hamptonu.edu
www.hamptonpirates.com

Hofstra
Stephen Gorchov
(O) 516-463-4933; (F) 516-463-5033
stephen.a.gorchov@hofstra.edu
www.hofstra.edu/sports

Howard
Chevonne Mansfield
(O) 202-806-7182; (F) 202-806-9595
cmansfield@howard.edu
www.howard-bison.com

James Madison
Milla Sue Wisecarver
(O) 540-568-6154; (F) 540-568-3703
wisecams@jmu.edu
www.jmusports.com

Morgan State
Kevin C. Paige
(O) 443-885-3009; (F) 443-885-8307
ravenspr26@aol.com
www.morganstatebears.com

Nebraska
Jeff Griesch
(O) 402-472-7775; (F) 402-472-2005
jgriesch@huskers.com
www.huskers.com

New Jersey Institute of Technology
Stephanie Pillari
(O) 973-596-8324; (F) 973-596-8440
pillari@njit.edu
www.njithighlanders.com

New Mexico
Chris Deal
(O) 505-925-5523; (F) 505-925-5529
cdeal@unm.edu
www.golobos.com

Norfolk State
Karen M. Carty
(O) 757-823-2628; (F) 757-823-8218
kmcarty@nsu.edu
www.nsuspartans.com

Northeastern
Ricardo Sanon
(O) 617-373-4154; (F) 617-373-3152
ricardosanon@gonu.com
www.gonu.com

Old Dominion
Kimberly Zivkovich
(O) 757-683-5520; (F) 757-683-3119
kzivkovi@odu.edu
www.odusports.com

Richmond
Rachel Park
(O) 804-287-6312; (F) 804-289-8820
rpark@richmond.edu
www.richmondspiders.com

Saint Peter's College
David Freeman
(O) 201-761-7315; (F) 201-915-9102
dfreeman1@spc.edu
www.spc.edu/pages/408.asp

Towson
Megan O'Brien
(O) 410-704-4972; (F) 410-704-3861
mobrien@towson.edu
www.towsontigers.com

UNC Asheville
Everett Hutto
(O) 828-251-6931; (F) 828-251-6386
ehutto@unca.edu
www.uncabulldogs.com

UNC Wilmington
Jarrett Abelson
(O) 910-962-3252; (F) 910-962-3686
abelsonj@uncw.edu
www.uncwsports.com

Virginia Commonwealth
Patrick Janssen
(O) 804-828-8496; (F) 804-828-9428
pgjanssen@vcu.edu
www.vcuathletics.com



William and Mary Internet Radio

Once again, the W&M Athletics Department will provide an Internet broadcast of all 13 women's basketball home games. Each broadcast will begin 10 minutes before tip-off. All the action can be heard by logging on to the official website of Tribe Athletics, www.TribeAthletics.com, and clicking on the live audio link.

CAA COMPOSITE SCHEDULE

As of 9/30/08

Nov. 14	W&M vs. Morgan St.	2 p.m.	Dec. 10	Maine at Hofstra	7 p.m.	Jan. 22	*Delaware at VCU	2 p.m.
	Hofstra at Iona	5 p.m.	Dec. 12	Delaware at Massachusetts	7 p.m.		*UNCW at Towson	2 p.m.
	UNCW vs. Longwood	5 p.m.	Dec. 13	St. Joseph's at ODU	7 p.m.		*Delaware at UNCW	7 p.m.
	Bucknell at GMU	7 p.m.		Winthrop at Georgia St.	12 p.m.		*GMU at JMU	7 p.m.
	Northeastern at St. John's	7 p.m.		Towson at Richmond	2 p.m.		*Georgia St. at Towson	7 p.m.
	VCU at Liberty	7 p.m.	Dec. 14	Northeastern at New Hampshire	1 p.m.		*Hofstra at VCU	7 p.m.
	Towson at Howard	TBA		JMU at Virginia Tech	4 p.m.		*ODU at W&M	7 p.m.
Nov. 15	Radford at JMU	12 p.m.	Dec. 15	East Carolina at UNCW	4 p.m.	Jan. 25	*Northeastern at Drexel	7:30 p.m.
	W&M vs. Fairfield/UNCA	12/2:30 p.m.		Georgia St. vs. ULL	5 p.m.		*GMU at Delaware	1 p.m.
	UNCW vs. Winston-Salem	5 p.m.	Dec. 16	Morgan St. at VCU	7 p.m.		*Towson at Drexel	1 p.m.
	ODU vs. St. Mary's (Calif.)	5 p.m.	Dec. 18	Georgia St. vs. Ala. St./UAB	5/7 p.m.		*Hofstra at Georgia St.	2 p.m.
Nov. 16	Columbia at Delaware	12 p.m.		UMBC at JMU	7 p.m.		*JMU at ODU	2 p.m.
	Drexel at American	2 p.m.		UNCW at Coastal Carolina	7 p.m.		*VCU at UNCW	2 p.m.
	Richmond at GMU	2 p.m.	Dec. 19	Tennessee at ODU	7 p.m.	Jan. 29	*W&M at Northeastern	2 p.m.
	ODU vs. Dayton	5 p.m.		Drexel at Penn	12 p.m.		*ODU at Georgia St.	6 p.m.
Nov. 17	ODU at Texas	8 p.m.		Hampton at W&M	6 p.m.		*Delaware at Northeastern	7 p.m.
Nov. 18	Northeastern at West Virginia	7 p.m.	Dec. 20	Rice at Hofstra	7 p.m.		*Drexel at Hofstra	7 p.m.
Nov. 19	Delaware at LaSalle	7 p.m.		VCU at Radford	7 p.m.		*UNCW at GMU	7 p.m.
	St. Joseph's at Drexel	7 p.m.	Dec. 21	Northeastern at Massachusetts	2 p.m.		*VCU at W&M	7 p.m.
	GMU at UMBC	7 p.m.		Bucknell at JMU	2 p.m.	Feb. 1	*JMU at Towson	7 p.m.
	Towson at Loyola-Maryland	7 p.m.		Hampton at UNCW	2 p.m.		*Towson at Delaware	1 p.m.
Nov. 20	UNC Greensboro at UNCW	12 p.m.		Maryland at ODU	2 p.m.		*Drexel at UNCW	2 p.m.
	Hofstra at Boston College	7 p.m.		North Carolina Central at VCU	2 p.m.		*GMU at Northeastern	2 p.m.
	JMU at Maryland	7 p.m.		GMU at Howard	TBA		*Georgia St. at W&M	2 p.m.
	Norfolk St. at W&M	7 p.m.	Dec. 22	Delaware St. at Georgia St.	TBA	Feb. 5	*JMU at Hofstra	2 p.m.
Nov. 21	Marist at Northeastern	7 p.m.		Richmond at Drexel	1 p.m.		*ODU at VCU	2 p.m.
	Virginia at ODU	7 p.m.		St. Francis (N.Y.) at Hofstra	2 p.m.		*UNCW at VCU	2 p.m.
Nov. 22	Delaware at Buffalo	1 p.m.		Holy Cross at Northeastern	2 p.m.		*Towson at Georgia St.	6 p.m.
	Drexel at LaSalle	1 p.m.	Dec. 28	Delaware at Villanova	7 p.m.		*Delaware at Hofstra	7 p.m.
	Georgia St. at Clemson	7 p.m.		Drexel vs. Holy Cross	2 p.m.		*Drexel at GMU	7 p.m.
	Davidson at Towson	7 p.m.		JMU at St. Francis (N.Y.)	2 p.m.		*W&M at JMU	7 p.m.
Nov. 23	Virginia Tech at GMU	2 p.m.		Delaware St. vs. Northeastern	2 p.m.	Feb. 8	*Northeastern at ODU	7 p.m.
	Delaware St. at W&M	2 p.m.		Longwood at VCU	2 p.m.		*VCU at Delaware	1 p.m.
Nov. 25	Drexel at Bucknell	5 p.m.	Dec. 29	Delaware vs. Stony Brook	8 p.m.		*W&M at Drexel	1 p.m.
	Boston Univ. at Northeastern	5 p.m.		Missouri Valley St. at Georgia St.	2 p.m.	Feb. 12	*Georgia St. at GMU	2 p.m.
	Delaware at Quinnipiac	7 p.m.		Drexel vs. Maine	4 p.m.		*Northeastern at JMU	2 p.m.
	Manhattan at Hofstra	7 p.m.		Hofstra vs. NJIT	5:30 p.m.		*UNCW at ODU	2 p.m.
	Radford at Towson	7 p.m.		Delaware vs. SJSU/Loy. Mary.	7/9 p.m.		*Hofstra at Towson	2 p.m.
	East Carolina at VCU	7 p.m.		W&M at St. Peter's	7:30 p.m.	Feb. 12	*W&M at Delaware	7 p.m.
	GMU at Jacksonville	TBA		Towson vs. Florida/Vermont	TBA		*GMU at UNCW	7 p.m.
Nov. 26	ODU at Michigan St.	7 p.m.	Dec. 30	Georgia St. vs. TBA	2/4 p.m.		*Georgia St. at Northeastern	7 p.m.
	Georgia St. at Georgia Tech	5 p.m.		W&M vs. NJIT	5 p.m.		*Hofstra at JMU	7 p.m.
Nov. 27	JMU vs. Eastern Michigan	TBA		Appalachian St. at GMU	7 p.m.		*VCU at Towson	7 p.m.
Nov. 28	Hofstra vs. Arizona St.	3:20 p.m.		JMU at Siena	7 p.m.	Feb. 15	*ODU at Drexel	7:30 p.m.
	UNCW vs. Fordham	4 p.m.		American University at VCU	7 p.m.		*Hofstra at UNCW	1 p.m.
	Drexel vs. TBA	5 p.m.		Hofstra vs. St. Peter's	7:30 p.m.		*Delaware at ODU	2 p.m.
	Dartmouth at Delaware	7 p.m.	Dec. 31	UNCW at Western Carolina	TBA		*Drexel at Georgia St.	2 p.m.
	W&M at New Mexico	9 p.m.		Towson vs. TBA	TBA		*GMU at W&M	2 p.m.
	JMU vs. Boston College	TBA	Jan. 1	Harvard at Northeastern	2 p.m.		*JMU at VCU	2 p.m.
Nov. 29	Hofstra vs. Florida/SIU	1/3:20 p.m.	Jan. 2	Wake Forest at UNCW	1 p.m.	Feb. 19	*Towson at Northeastern	2 p.m.
	Georgia St. at Col. of Charleston	2 p.m.	Jan. 4	ODU at Ole Miss	6 p.m.		*GMU at Towson	7 p.m.
	VCU at Albany	2 p.m.	Jan. 4	*Drexel at Delaware	1 p.m.		*Georgia St. at VCU	7 p.m.
	UNCW vs. Ohio/S. Carolina	4/6 p.m.		*JMU at GMU	2 p.m.		*ODU at Hofstra	7 p.m.
	Drexel vs. TBA	5/7 p.m.		*Georgia St. at UNCW	2 p.m.		*UNCW at JMU	7 p.m.
	W&M vs. Nebraska/Butler	7/9 p.m.		*Northeastern at Hofstra	2 p.m.		*Northeastern at W&M	7 p.m.
Nov. 30	Norfolk St. at ODU	2 p.m.	Jan. 5	*W&M at Towson	2 p.m.	Feb. 22	*Delaware at Drexel	7:30 p.m.
	Duquesne at Towson	2 p.m.	Jan. 6	*VCU at ODU	7 p.m.		*Delaware at Towson	2 p.m.
Dec. 1	GMU at High Point	5 p.m.	Jan. 8	St. Joseph's at GMU	7 p.m.		*Drexel at Northeastern	2 p.m.
Dec. 2	Presbyterian College at Georgia St.	6 p.m.		*Northeastern at Georgia St.	6 p.m.		*ODU at GMU	2 p.m.
	Liberty at JMU	7 p.m.		*Hofstra at Delaware	7 p.m.		*JMU at Georgia St.	2 p.m.
Dec. 3	Towson at Bucknell	7 p.m.		*Drexel at W&M	7 p.m.		*VCU at Hofstra	2 p.m.
	VCU at Richmond	7 p.m.		*GMU at VCU	7 p.m.		*W&M at UNCW	2 p.m.
	Northeastern at Rhode Island	7 p.m.	Jan. 11	*Towson at JMU	7 p.m.	Feb. 26	*UNCW at Georgia St.	6 p.m.
Dec. 4	Delaware at UMES	6 p.m.		*ODU at UNCW	7 p.m.		*Northeastern at Delaware	7 p.m.
	GMU at Longwood	7 p.m.		*Hofstra at Drexel	1 p.m.		*VCU at Drexel	7:30 p.m.
	Kent at UNCW	7 p.m.		*Delaware at Georgia St.	2 p.m.		*Hofstra at GMU	7 p.m.
	Howard at W&M	7 p.m.		*Towson at GMU	2 p.m.		*JMU at W&M	7 p.m.
Dec. 5	Army at Drexel	4 p.m.		*VCU at JMU	2 p.m.	Mar. 1	*Towson at ODU	7 p.m.
	Alabama St. at Georgia St.	6 p.m.		*UNCW at W&M	2 p.m.		*Georgia St. at Delaware	1 p.m.
	JMU at Georgetown	8 p.m.	Jan. 15	*ODU at Northeastern	2 p.m.		*GMU at Drexel	1 p.m.
Dec. 6	Hofstra at Buffalo	1 p.m.		*JMU at Delaware	7 p.m.		*UNCW at Hofstra	2 p.m.
	Northeastern at Stony Brook	2 p.m.		*GMU at ODU	7 p.m.		*ODU at JMU	2 p.m.
	W&M at Richmond	4 p.m.		*Towson at Hofstra	7 p.m.		*Northeastern at VCU	2 p.m.
	Towson at UMBC	7 p.m.		*UNCW at Northeastern	7 p.m.	Mar. 4	*Towson at W&M	2 p.m.
Dec. 7	Maine at Delaware	1 p.m.	Jan. 18	*W&M at VCU	7 p.m.		*VCU at Georgia State	6 p.m.
	GMU at Winthrop	2 p.m.		*Georgia St. at Drexel	7:30 p.m.		*Delaware at GMU	7 p.m.
	Georgetown at VCU	2 p.m.		*Drexel at JMU	2 p.m.		*Drexel at Towson	7 p.m.
Dec. 9	Navy at Towson	5 p.m.		*Northeastern at GMU	2 p.m.		*Hofstra at Northeastern	7 p.m.
				*Georgia St. at ODU	2 p.m.		*JMU at UNCW	7 p.m.
				*W&M at Hofstra	2 p.m.		*W&M at ODU	7 p.m.