

Adrian TRACY

2010 NFL DRAFT PICK
NEW YORK GIANTS



History

Tribe Football

National Semifinalists • 2004 & 2009

TRIBE IN THE PROS | HISTORY



David Caldwell
Indianapolis Colts



Derek Cox
Jacksonville Jaguars




Mike Leach
Arizona Cardinals

Name	Pro Team	Years
R.J. Archer	Minnesota	2010
Drew Atchison	Dallas Cowboys	2008
Bill Bowman	Detroit Lions	1954, 1956
	Pittsburgh Steelers	1957
Tom Brown	Pittsburgh Steelers	1942
Russ Brown	Honolulu Hawaiians	1974
	New York Giants	1974
	Washington Redskins	1975
Todd Bushnell	Baltimore Colts	1973
David Caldwell	Indianapolis Colts	2010
Dennis Cambal	New York Jets	1973
Lang Campbell	Cleveland Browns	2005 -06
	Berlin Thunder	2006
	Austin Wranglers	2007-08
	Arizona Rattlers	2008
John Cannon	Tampa Bay Buccaneers	1983-89
Stephen Cason	Green Bay Blizzard	2007
	Georgia Force	2008-09
	Richmond Revolution	2010
Winston Charles	Dayton Triangles	1928
Steve Christie	Tampa Bay Buccaneers	1990-91
	Buffalo Bills	1992-2001
	San Diego Chargers	2001 - 2003
	New York Giants	2004
	Toronto Argonauts	2007
Michael Clemons	Kansas City Chiefs	1987
	Tampa Bay Buccaneers	1988
	Toronto Argonauts	1989-2000
Flyin' Jack Cloud	Green Bay Packers	1950-51
	Washington Redskins	1952-53
John Clowes	Detroit Lions	1951
Mike Cook	Cleveland Browns	1999

Name	Pro Team	Years
Dave Corley, Jr.	Hamilton Tiger-Cats	2003-2004
	Calgary Stampeders	2006
Derek Cox	Jacksonville Jaguars	2009-
Lou Creekmur	Detroit Lions	1950-59
Dan Darragh	Buffalo Bills	1968-70
Otis Douglas	Philadelphia Eagles	1946-49
Nick Forkovitch	Brooklyn Dodgers	1948
Chris Garrity	Washington Federals	1982
Robert Green	Washington Redskins	1992-96
	Chicago Bears	1997
	Minnesota Vikings	1997
Chris Hake	Washington Redskins	1992
	Atlanta Falcons	1993
Isham Hardy	Akron Indians	1923-26
Archie Harris	Denver Broncos	1987
Ron Harrison	Jacksonville Jaguars	1998
Dan Henning	San Diego Chargers	1966
George Hughes	Pittsburgh Steelers	1950-54
Harvey Johnson	New York Yankees	1947-48
Mark Kelso	Buffalo Bills	1986-93
David Knight	New York Jets	1973-77
Shawn Knight	Toronto Argonauts	1994-95
John Kreamcheck	Chicago Bears	1953-55
Ken Lambiotte	Philadelphia Eagles	1987
Mike Leach	Tennessee Titans	2000-01
	Chicago Bears	2002
	Denver Broncos	2002-08
	Arizona Cardinals	2009-
Buddy Lex	Hamilton Tiger Cats	1954
Sean Lissemore	Dallas Cowboys	2010
Corey Ludwig	Calgary Stampeders	1995
Bob Lusk	Detroit Lions	1956
Art Matsui	Dayton Triangles	1928



Sean Lissemore
Dallas Cowboys



Darren Sharper
New Orleans Saints



Adrian Tracy
New York Giants

Name	Pro Team	Years
Ed Mioduszewski	Baltimore Colts	1953
Melvin Martin	Saskatchewan	1979
Tom Mikula	Brooklyn Dodgers	1948
Joe Montgomery	Philadelphia Eagles	1974
	Charlotte Hornets	1975
Rich Musinski	Tennessee Titans	2004
	Nashville Kats	2004
	New England Patriots	2005-06
	Berlin Thunder	2006
	San Diego Chargers	2007
	Scranton Wilkes-Barre Pioneers	2008-09
Adam O'Connor	Carolina Panthers	2006
	Minnesota Vikings	2007
Scot Osborne	Seattle Seahawks	2000-01
	Buffalo Bills	2001
	New Orleans Saints	2003
	Cleveland Browns	2004
Billy Parker	Miami Dolphins	2005
	Carolina Panthers	2005-06
	New York Dragons	2005, 2007-08
	Montreal Alouettes	2009-
Rick Pawlewitz	New York Jets	1977
Mike Potts	Pittsburgh Steelers	2008
	Manchester Wolves	2009
	Tulsa Talons	2010
Vito Ragazzo	Hamilton Tiger Cats	1953-54
Garrard Ramsey	Chicago Cards	1947-49
Knox Ramsey	L.A. Dons	1948-51
	Chicago Cardinals	1950-51
	Philadelphia Eagles	1952
	Washington Redskins	1952-53
Chris Rosier	Cincinnati Bengals	2000

Name	Pro Team	Years
Tom Rozantz	Saskatchewan Roughriders	1979
	Hamilton Tiger Cats	1980
	Toronto Argonauts	1981-82
	Chicago Blitz	1983
	Pittsburgh Maulers	1984
	Birmingham Stallions	1985
Jim Ryan	Denver Broncos	1979-88
John Sapinsky	Oakland Raiders	1964
Jerry Sazio	Hamilton Tiger Cats	1955
Ralph Sazio	Brooklyn Dodgers	1948
	Hamilton Tiger Cats	1950-53
Darren Sharper	Green Bay Packers	1997-2004
	Minnesota Vikings	2005-08
	New Orleans Saints	2009-
Steve Shull	Miami Dolphins	1980-83
Bob Soleau	Pittsburgh Steelers	1964
Brett Sterba	Green Bay Packers	2000
Charlie Sumner	Chicago Bears	1955-59
	Minnesota Vikings	1961-62
Dominique Thompson	St. Louis Rams	2005-07
	Carolina Panthers	2008
	Orlando (UFL)	2009
Tommy Thompson	Cleveland Browns	1949-53
Adrian Tracy	New York Giants	2010
Al Vandeweghe	Buffalo Bisons	1946
Jude Waddy	Green Bay Packers	1998
	Denver Broncos	2002
	San Diego Chargers	2003-04
Tex Warrington	Brooklyn Dodgers	1946-47
Ed Weber	LA Rams	1952
Stan Yagiello	Pittsburgh Gladiators	1987
	New York Knights	1988

Tribe Football

National Semifinalists • 2004 & 2009



John Kreamcheck ('53)



Robert Green ('92)



Tom Rozantz ('79)

- 1930 Hap Halligan, (Hon. Mention)
- 1933 Bill Palese, HB (All-American Board)
- 1934 Melville Bryant (AP - Hon. Mention)
- 1942 Garrard "Buster" Ramsey, G (AP - First)
- 1946 Knox Ramsey, G
(Deke Houlgate - First; UP - Second)
- Jack Cloud, FB (AP - Hon. Mention)
- Bob Steckroth, E (Hon. Mention)
- Tommy Korczowski, TB (Hon. Mention)
- 1947 Jack Cloud, FB (N.Y. Sun - First; AP - Third)
- Knox Ramsey, G
(UP - Second; Deke Houlgate - First)
- Harry Caughron, OT (AP - Hon. Mention)
- Bob Steckroth, E (AP - Hon. Mention)
- Tommy Thompson, C (AP Hon. Mention)
- 1948 Jack Cloud, FB (N.Y. Sun - First;
UP - Second; Deke Houlgate - Second)
- Tommy Thompson, C (AP - Third)
- Harry Caughron, OT (AP - Hon. Mention)
- Lou Hoitsma, E (AP - Hon. Mention)
- Jim McDowell, OL (AP - Hon. Mention)
- 1949 Vito Ragazzo, E (UP - Second)
- Buddy Lex, TB
- 1951 John Kreamcheck, T (AP, Hon. Mention)
- Dickie Lewis, B (UP - Hon. Mention)
- Sam Lupo, G (AP - Hon. Mention)
- Ed Mioduszewski, B (AP - Hon. Mention)
- George Parozzo, T (UP - Hon. Mention)
- Sam Lupo, G (UP - Hon. Mention)
- 1952 Ed Mioduszewski, B (AP - Second)
- Tom Keller, B (AP/UP - Hon. Mention)
- Linwood Cox, G (AP - Hon. Mention)
- John Kreamcheck (UP - Hon. Mention)
- 1953 Bill Bowman, FB (AP/UP - Hon. Mention)
- John Bednarik (UP - Hon. Mention)
- 1955 Bob Lusk, T (Williamson's - Third)
- 1956 Walter Brodie, E (AP - Second)
- Charlie Sidwell (AP - Hon. Mention)
- 1957 Larry Peccatiello (AP - Hon. Mention)
- Elliott Schaubach (AP - Hon. Mention)
- 1959 Mike Lashley, T (AP - Hon. Mention)
- 1962 Bob Soleau, G (AP/UP - Hon. Mention)
- 1963 Bob Soleau, G (AP - First)
- 1965 George Pearce, E (AP - Second)
- 1970 Bob Herb, C (AP - Second)

- 1973 Joe Montgomery, OL
(Football News - Third; AP - Hon. Mention)
- 1974 Dick Pawlewicz, TE
(AP - Third, Recap - Second)
- 1976 Tom Rozantz, QB (AP - Hon. Mention)
- Jim Kruijs, TB (AP - Hon. Mention)
- 1977 Tom Rozantz, QB (AP - Hon. Mention)
- Hank Zimmerman, C (AP)
- 1983 Mario Shaffer, OG (AP - First; Kodak - First)
- 1984 Mark Kelso, DB (AP - Hon. Mention)
- 1986 Michael Clemons, TB (Kodak - First)
- 1988 Scott Perkins, OL (AP - Second)
- Steve Christie, PK (AP - Hon. Mention)
- Harry Mehre, WR (AP - Hon. Mention)
- 1989 Steve Christie, P/PK
(Kodak - First; SN, AP - Second)
- Reggie White, OG (SN - Second)
- 1990 Reggie White, OG
(SN, AP, WC, Kodak - First)
- Robert Green, TB (AP - Third)
- 1991 Peter Reid, OT (SN - Hon. Mention)
- 1992 Tom Walters, OG (SN - Hon. Mention)
- 1993 Craig Staub, DT
(SN, WC, FG - First; AP - Second)
- Tom Walters, OG
(SN, AP - Second; FG - Third)
- Shawn Knight, QB (SN - Hon. Mention)
- 1994 Darren Sharper, FS (SN - Hon. Mention)
- Greg Applewhite, LB (SN - Hon. Mention)
- 1995 Darren Sharper, FS
(SN, Football Almanac - First)
- Josh Beyer, OG (SN - Third)
- 1996 Darren Sharper, FS
(SN, FG, AFCA, AP, WC - First)
- Josh Beyer, OG
(SN, AFCA, AP, WC, FG - First)
- 1997 Brian Shallcross, PK (SN - Third)
- Luke Cullinane, DL (AP - Third)
- 1998 Mike Cook, QB (AP, ESPN, SN - Second)
- Mike Leach, TE (AP, SN - Second)
- Raheem Walker, DL (SN - Third)
- 1999 Brett Sterba, K (AFCA, SN, Burger King - First)
- Mike Leach, TE (Walter Camp - First)
- 2000 Todd Greineder, LB (FG - Hon. Mention)
- Matt Mazefsky, OT (FG - Second)

- Chris Rosier, WR (FG - Hon. Mention)
- Raheem Walker, DT (SN - First; FG - Second)
- 2001 Rich Musinski, WR
(FG - Third; FG - Hon. Mention)
- Dwight Beard, OT (FG - Hon. Mention)
- 2002 Dwight Beard, OL (AFCA - First; AP - First)
- 2003 Rich Musinski, WR (AFCA - First)
- 2004 Lang Campbell, QB
(AFCA, AP, SN, WC, FG - First)
- Greg Kuehn, PK
(SN - Second; AP, FG - Third)
- Adam O'Connor, DE (AP - Third)
- Dominique Thompson, WR
(AP, SN, FG - Second)
- 2007 Drew Atchison, TE (SN - Hon. Mention)
- 2008 Adrian Tracy, DE (SN, CSN - Hon. Mention)
- Jonathan Grimes, KR
(SN - Hon. Mention; CSN - Hon. Mention ROY)
- 2009 Adrian Tracy, DE
(WC, AFCA, CSN - First; AP, SN - Second)
- Sean Lissemore, DT (SN, CSN - First)

KEY: AP - Associated Press;


UP - United Press;

SN - Sports Network; FG - Football Gazette;

WC - Walter Camp Foundation;

AFCA - American Football Coaches Association

CSN - College Sporting News



Adrian Tracy ('10)
Two-Time All-American

Team Accomplishments

Atlantic 10 Championships (3)

1996, 2001, 2004

Southern Conf. Championships (4)

1942, 1947, 1966, 1970

NCAA Playoff Appearances (8)

1986, 1989, 1990, 1993, 1996
2001, 2004, 2009

Bowl Game Appearances (5)

1947 - Dixie Bowl
1948 - Delta Bowl
1970 - Tangerine Bowl
1988 - Epson Ivy Bowl
1992 - Epson Ivy Bowl

Player Awards

Walter Payton Award

2004 Lang Campbell, QB

CAA Defensive Rookie of the Year

2009 B.W. Webb

CAA Offensive Rookie of the Year

2008 Jonathan Grimes

A-10 Offensive Player of the Year

2004 Lang Campbell, QB

A-10 Special Teams Player of the Year

2004 Greg Kuehn, PK

Yankee/Atlantic 10 Conference Defensive Player of the Year

1993 Craig Staub, DT

1995 Jason Miller, LB

1996 Darren Sharper, FS

Yankee/A-10/CAA Rookie of the Year

1996 David Conklin, WR
1999 David Corley, Jr., QB
2000 Rich Musinski, WR
2008 Jonathan Grimes, RB
2009 B.W. Webb, CB

ECAC Player of the Year

2004 Lang Campbell, QB

Southern Conf. Player of the Year

1956 Walt Brodie, E

1962 Bob Soleau, G

1965 George Pearce, E

1970 Phil Mosser, FB

Southern Conf. Athlete of the Year

1966 Chuck Albertson

1971 Phil Mosser

All-Yankee Conference

1993 Craig Staub, DT - 1st
Wally Vale, OT - 1st
Tom Walters, OG - 1st
Chris Dawson, P - 1st
Greg Applewhite, LB - 2nd
Derek Fitzgerald, RB - 2nd
Shawn Knight, QB - 2nd
Corey Ludwig, WR - 2nd
Tony Tomich, C - 3rd
Mike Bertoni, DE - 3rd
Eric Lambert, LB - 3rd

1994 Darren Sharper, S - 1st
Shawn Knight, QB - 2nd
Greg Applewhite, LB - 2nd
Mike Tomlin, WR - 2nd
Troy Keen, RB - 2nd
Josh Beyer, G - 2nd
Jude Waddy, LB - 3rd

1995 Derek Fitzgerald, RB - 1st
Jason Miller, LB - 1st
Josh Beyer, OG - 1st
Darren Sharper, S - 1st
Jim Simpkins, DT - 2nd
Charlie White, C - 2nd
Stefon Moody, LB - 2nd
Troy Keen, TB - 3rd
Pete Coyne, DT - 3rd
Mark McCain, KR - 3rd
Brian Shallcross, K - 3rd
Jude Waddy, LB - 3rd
Terry Hammons, WR - 3rd

1996 Darren Sharper, S - 1st
Josh Beyer, OG - 1st
Mike Bertoni, DE - 1st
Luke Cullinane, DE - 1st
Alvin Porch, RB - 1st
Mike Cook, QB - 1st
Brian Giamo, DT - 2nd
Mike McGowan, LB - 2nd
Stefon Moody, LB - 2nd
Jude Waddy, LB - 2nd
Dan Rossentini, OG - 2nd
Peter Coyne, DT - 3rd

All-Atlantic 10 Conference

1997 Ron Harrison, CB - 1st
Dan Rossentini, OG - 1st
Jude Waddy, LB - 1st
Brian Shallcross, PK - 1st
Luke Cullinane, DE - 1st
Alvin Porch, RB - 2nd
Greg Whirley, OT - 2nd
Pete Coyne, DT - 2nd
Sean McDermott, S - 3rd

Kendrick Ashton, CB - 3rd

1998 Mike Cook, QB - 1st
Greg Whirley, OL - 1st
Mike Leach, P - 1st
Raheem Walker, DL - 1st
Mike Leach, TE - 2nd
Hameen Ali, RB - 3rd
Sean Reid, OT - 3rd
Brett Sterba, K - 3rd

1999 Brett Sterba, K - 1st
Mike Leach, P - 1st
Mike Beverly, CB - 2nd
Khari Reynolds, CB - 2nd
Dave Conklin, WR - 2nd
Chris Morris, C - 2nd
Justin Solomon, DE - 2nd
Chris Stahl, DE - 3rd
Matt Mazefsky, OT - 3rd

2000 Matt Mazefsky, OT - 1st
Brett Sterba, K - 1st
Raheem Walker, DT - 1st
Jimmy Cerminaro, FS - 2nd
Todd Greineder, LB - 2nd
Chris Rosier, WR - 2nd
Chris Stahl, DE - 2nd
David Corley, QB - 3rd
M. Youssofi, LB - 3rd

2001 Dwight Beard, OT - 1st
Rich Musinski, WR - 1st
David Corley, QB - 2nd
Marty Magerko, LB - 2nd
Rich Musinski, RS - 2nd
Mike Nagelin, PK - 2nd
Chris Stahl, DE - 2nd
Scott Tompkins, C - 2nd
Marques Bobo, S - 3rd
Brandon Johnson, TE - 3rd
Chad Richards, DT - 3rd

2002 Dwight Beard, OT - 1st
Rich Musinski, WR - 1st
Billy Parker, CB - 1st
David Corley, Jr., QB - 2nd
Greg Kuehn, K - 2nd
Corey Paxton, TE - 2nd
M. Youssofi, LB - 2nd
Marques Bobo, S - 3rd
Paul Carpenter, LB - 3rd
Ray Loffredo, OG - 3rd
Jon Smith, RB - 3rd
M. Washington, DL - 3rd

2003 Rich Musinski, WR - 1st
Billy Parker, CB - 1st
Marques Bobo, S - 2nd
Paul Carpenter, LB - 2nd
Greg Kuehn, K - 2nd
Steve Stocki, OG - 2nd
Lang Campbell, QB - 3rd
Travis McLaurin, LB - 3rd
Mike Mesi, P - 3rd

2004 Lang Campbell, QB - 1st
Greg Kuehn, PK - 1st
Stephen Cason, DB - 2nd
Cody Morris, OL - 2nd
Adam O'Connor, DE - 2nd
D. Thompson, WR - 2nd
Mike Mesi, P - 3rd
Jon Smith, RB - 3rd
Chris Ndubueze, LB - 3rd

2005 Elijah Brooks, RB - 2nd
Pat Mulloy, C - 2nd
Matt Trinkle, FB - 2nd
Adam Bratton, TE - 2nd
Greg Kuehn, PK - 2nd
Cody Morris, OG - 3rd
Stephen Cason, CB - 2nd
Adam O'Connor, DE - 3rd



David Conklin ('00) was selected as the Yankee Conference Rookie of the Year in 1996.

Tribe Football

National Semifinalists • 2004 & 2009

2006 Elijah Brooks, RB - 2nd
Cody Morris, OL - 2nd
Joe Nicholas, WR - 3rd
Chris Ndubueze, LB - 2nd

All-Colonial Athletic Association

2007 Jake Phillips, QB - 3rd
Elliott Mack, WR - 3rd
Brad Stewart, OL - 3rd
Derek Cox, CB - 3rd

2008 Adrian Tracy, DE - 1st
Brian Pate, PK - 1st
J. Grimes, KR - 1st, RB - 2nd
Derek Cox, CB - 2nd
Rob Varno, TE - 2nd
Jake Phillips, QB - 3rd
D.J. McAulay, WR - 3rd
Josh Rutter, LB - 3rd
David Miller, P - 3rd

2009 David Caldwell, S - 1st
J. Grimes, RB - 1st, KR - 3rd
Sean Lissemore, DT - 1st
Adrian Tracy, DE - 1st
David Miller, P - 1st
R.J. Archer, QB - 2nd
D.J. McAulay, WR - 2nd
C.J. Muse, OL - 2nd
Rob Varno, TE - 2nd
Jake Trantin, LB - 2nd
B.W. Webb, CB - 2nd, PR - 3rd
Brian Pate, PK - 2nd

AII-ECAC

1973 Joe Montgomery, C

1976 Jim Krus, TB
Hank Zimmerman, C

1977 Joe Manderfield, WR

1980 Steve McNamee, FS
Kurt Wrigley, WR
(Rookie of the Year)

1985 Stan Yagiello, QB
Michael Clemons, RB
Archie Harris, OT
Bob Solderitch, C

1986 Michael Clemons, RB
Ken Lambiotte, QB
Archie Harris, OT
Dave Pocta, LB

1987 Steve Christie, PK
John Menke, OL

1988 Steve Christie, PK
Scott Perkins, OL
Harry Mehre, WR

1989 Steve Christie, PK/P
Reggie White, OG
Alan Garlic, DE

1990 Reggie White, OG
Tyrone Shelton, RB
Alan Garlic, DE

1991 Greg Kalinyak, OC
Mark Tyler, DT

1992 Tom Walters, OG
Palmer Scarritt, CB
Derek Fitzgerald, TB
(Rookie of the Year)

1993 Craig Staub, DT
Wally Vale, OT
Shawn Knight, QB
Eric Lambert, LB
Marc Richards, CB

1994 Darren Sharper, S
Shawn Knight, QB
Greg Applewhite, LB

1995 Josh Beyer, OG
Jason Miller, LB
Darren Sharper, S
Jim Simpkins, DT

1996 Darren Sharper, S
Josh Beyer, OG
Mike Cook, QB
Luke Cullinane, DE
Brian Giamo, DT
Mike McGowan, LB
Alvin Porch, RB

1997 Pete Coyne, DT
Dan Rossettini, OG
Jude Waddy, LB
Luke Cullinane, DL
Sean McDermott, SS

1998 Mike Cook, QB
Greg Whirley, OT
Raheem Walker, DT
Mike Leach, P

1999 Mike Leach, TE
Matt Mazefsky, OT
Brett Sterba, K
Chris Stahl, DE

2000 Matt Mazefsky, OT
Brett Sterba, PK

2001 Rich Musinski, WR - 1st

2002 Rich Musinski, WR - 1st

2004 Lang Campbell, QB - 1st

2008 Adrian Tracy, DE - 1st
Jonathan Grimes, RB
(Rookie of the Year)

2009 Adrian Tracy, DE - 1st
B.W. Webb, CB/PR
(Rookie of the Year)

All-Southern Conference

1941 Garrard Ramsey, G
Harvey Johnson, B

1942 Garrard Ramsey, G
Marvin Bass, T
Glenn Knox, E
Harvey Johnson, B

1944 John Clowes, G

1945 Knox Ramsey, T

1946 Knox Ramsey, G
Jack Cloud, B

1947 Bob Steckroth, E
Knox Ramsey, G
Tommy Thompson, C
Jack Cloud, B
Harry Caughron, T
Ralph Sazio, T

1948 Tommy Thompson, C
Jack Cloud, B
Harry Caughron, T
Lou Hoitsma, E
Jack McDowell, G
Lou Creekmur, T

1949 Vito Ragazzo, E
George Hughes, G
Buddy Lex, B

1951 Ed Mioduszewski, B
Sam Lupo, G
Ted Filer, C
Jerry Sazio, LB

1952 Linwood Cox, G
Ed Mioduszewski, B

1953 George Parazzo, T
Bill Bowman, B

1954 Jerry Sazio, LB

1955 Walt Brodie, E
Bob Lusk, T

1956 Walt Brodie, E
Charlie Sidwell, B

1957 Elliott Schaubach, T
Bill Rush, C
Larry Peccatiello, E

1959 Mike Lashley, T

1961 Eric Erdossy, G

1962 John Sapinsky, T
Bob Soleau, G

1963 Bob Soleau, G

1964 Scot Swan, DB
George Pearce, DE
Craig Smith, OG
Jeff Craig, OT

1965 George Pearce, OE
Tom Feola, C
Tony Buccino, DT
Jim LoFrese, DHB
Bob Gadkowski, LB

1966 Chuck Albertson, E
Bob Gadkowski, DE
Adin Brown, LB
Joe Nielson, DT

1967 Bob Gadkowski, DE
Adin Brown, LB
Chip Young, DB
Brad Cashman, T
Jim Cavanaugh, E

1968 Bob Herb, C
Ralph Beatty, T
Terry Morton, HB
Jim Barton, S
Burt Waite, LB

1969 Bob Herb, C
Tom Duffey, S

1970 Phil Mosser, FB
Paul Scolaro, S
Wally Ake, LB
Jackson Neall, G
Bob Herb, C

1971 Phil Mosser, FB
Paul Scolaro, S
David Knight, E
Jackson Neall, G

1972 Joe Montgomery, C
Terry Regan, K
Ron Chappell, DE
Stan Victor, OG
Paul Scolaro, S
David Knight, E

1973 Joe Montgomery, C
Russell Brown, P
Dick Pawlewicz, TE

1974 Bill Deery, QB
Dick Pawlewicz, TE
Mike Stewart, SS

1976 Tom Rozantz, QB
Ken Cloud, TE
Jim Kruis, TB
Bruno Schmalhofer, DE

Sports Illustrated Silver Anniversary All-America Team

1931 John W. Tuthill, E

1936 Dan Edmondson, HB
1937 Walter Zable, E
1940 Col. Seymour Schwiller, G

Jacobs Blocking Trophy

1950 Lou Creekmur, T

1962 Bob Soleau, G
1963 Bob Soleau, G
1970 Bob Herb, C
1971 Jackson Neall, G

All-South - First Team

1980 Doug Martini, OG

1981 Steve Dowdy, LB
Doug Martini, OG
Jerome Watters, DB
1982 Steve Zeuli, DT

Virginia Sports Hall of Fame

1974 Gerrard S. Ramsey

1975 Tommy Thompson
1978 Eric Tipton
Dr. John B. Todd
1979 Otis W. Douglas
1981 Marvin Bass
1982 Glenn Knox
1983 H. Lester Hooker, Jr.
George S. Hughes
1984 Jack Cloud
Meb Davis
1986 Buddy Lex
1986 William "Pappy" Gooch
1989 Lou Creekmur
1990 S.B. Eason

1993 Vito Ragazzo
Paul Webb

2007 Charlie Sumner
2009 Harry "Red" Caughron

2010 Larry Peccatiello

NFL Hall of Fame

1996 Lou Creekmur

"Teddy" Award-NCAA's Highest Honor
1987 Walter J. Zable '37
The Theodore Roosevelt Award is presented annually to a distinguished citizen of national reputation and outstanding accomplishment who has earned a varsity award.

W&M Players in Bowl Games

Las Vegas All-American Classic

2004 Lang Campbell, QB

2005 Stephen Cason, CB

Magnolia Grid-Iron Classic

2005 Stephen Cason, CB

Blue-Gray All-Star Football Classic

1942 Harvey Johnson, B
Garrard Ramsey, G

1945 Doc Holloway, G
1946 Mel Wright, T
1949 George Hughes, G
Jack Cloud, FB
Buddy Lex, B
Lou Creekmur, T

1952 Ed Mioduszewski, B
1974 Dick Pawlewicz, TE
1978 Tom Rozantz, QB
1986 Archie Harris, T
1991 Chris Hakel, QB
1999 Scot Osborne, TE

College-NFL All-Star Game
1943 Garrard Ramsey, G
Harvey Johnson, HB
1946 Garrard Ramsey, G
1948 Knox Ramsey, G

1949 Tommy Thompson, C
1950 Lou Creekmur, T
1950 George Hughes, G

North-South Shrine Game

1951 Ed Weber, HB
Vito Ragazzo, E

1953 Bill Bowman, FB
1964 Bob Soleau, G
1965 George Pearce, E
1972 David Knight, FL
1973 Joe Montgomery, C
1991 Chris Hakel, QB

East-West Shrine Game

2007 Drew Atchison, TE

All-American Bowl

1974 Rick Pawlewicz

1990 Reggie White, OG

Senior Bowl

1950 Jack Cloud, FB
Lou Creekmur, T
1951 Vito Ragazzo, E
1953 Ed Mioduszewski, B
1964 T.W. Alley, T
1990 Steve Christie, PK

Rotary Gridiron Classic

2002 Dwight Beard, OL

Texas vs. The Nation All-Star Game

2009 Sean Lissimore, DT
Adrian Tracy, DE

Academic Awards

Academic All-America

1974 John Gerdelman, FB -1st

1975 Ken Smith, DB - 1st
1976 Ken Smith, DB - 1st
1977 Ken Smith, DB - 1st
1978 Rob Muscalus, TE - 1st
1979 Clarence Gains, TB - 2nd
1981 Steve Dowdy, LB - 2nd
1983 Mark Kelso, FS - 1st
1984 Mark Kelso, FS - 1st
1986 Ken Lambiotte, QB - 2nd
1988 Chris Gessner, CB - 1st
1990 Jeff Nielsen, LB - 1st
Greg Kalinyak, C - 2nd
1991 Jeff Nielsen, LB - 2nd
1992 Craig Staub, DT - 2nd
1993 Craig Staub, DT - 1st
2001 Bryce Lee, WR - 2nd



Larry Peccatiello ('58) was inducted into the Virginia Sports Hall of Fame in 2010.

Tribe Football

National Semifinalists • 2004 & 2009

A-10 Academic Team

1997 Brian Shallcross, PK
Pete Coyne, DT
Sean McDermott, S
Sean Reid, OT
Justin Solomon, DE

1998 Mike Leach, P/TE
Matt Mazefsky, OT
Sean Reid, OT
Greg Whirley, OL
Mike Beverly, CB
Justin Solomon, DE

1999 Mike Leach, P/TE
Matt Mazefsky, OT
Justin Solomon, DE

2000 Martin Magerko, DB
Matt Mazefsky, OT
Corey Paxton, HB
Daron Pope, QB/P
Matt Sanger, HB

2001 Eric Bengaard, DT
Bryce Lee, WR
Martin Magerko, LB
Marc Matthie, LB
Mike Nagelin, PK
Corey Paxton, TE

2002 Corey Paxton, TE
Lang Campbell, QB
Corey Patterson, DB

2003 Lang Campbell, QB
Corey Patterson, DB

2004 Lang Campbell, QB
Corey Davis, WR
Ryan Nickell, LB
Corey Patterson, DB
Craig Patterson, DB
Jon Shaw, SS
Matt Trinkle, TE

2005 Brian Neely, DT
Ryan Nickell, LB
Jon Shaw, SS
Matt Trinkle, TE

2006 Sheldon Alexander, DB
Drew Atchison, TE
Corey Davis, WR
Luke Hiteshew, OL
Eric O'Brien, OL
Zach Stout, DB
Matt Trinkle, TE

Atlantic 10

Scholar-Athlete of the Year

2004 Lang Campbell, QB

CAA Academic Team

2007 Graham Falbo, FB
Luke Hiteshew, OL
Tim Kelley, OL
Eric O'Brien, OL
Brian Pate, PK
Tom Schonder, RB

2008 Luke Hiteshew, OL
Eric O'Brien, OL
Brian Pate, PK
Thomas Schonder, RB

2009 Sheldon Alexander, LB
Chase Hill, WR
Andy Topping, TE/LS

All-Southern Scholastic Team

1955 Denys Grant, G

1956 Denys Grant, G
Charlie Sidwell, HB

1957 Denys Grant, G
Bill Rush, C

1959 Ben Johnson, E
Laurent Kardatzke, FB

1960 Bob Stoy, QB
Loye Bechtold, T
Joe Poist, E

1962 Dennis O'Toole, E

1963 Bill Corley, E

Postgraduate Scholarship Winners

1978 Ken Smith (NCAA)

1980 Clarence E. Gaines (NCAA)

1985 Mark Kelso (NCAA)

1986 Ken Lambiotte (NFF)

1988 Chris Gessner (NFF)

1990 Reggie White (NFF)

1993 Craig Staub (NFF)

NFF = National Football
Foundation

Disney Spirit Award

2000 Hameen Ali III



Luke Hiteshew ('09) distinguished himself in the classroom and earned CAA All-Academic Team honors in 2007 and 2008.



In addition to winning the Payton Award, Lang Campbell ('05) earned A-10 All-Academic Team honors three times.



Craig Staub ('94) was awarded with a National Football Foundation Post-graduate Scholarship following his playing career at W&M.



Brian Pate ('10) established a single-season school record with 23 made field goals as a senior.



Adrian Tracy ('10) equaled a single-season school record set by Luke Cullinane ('97) with 12 sacks as a senior.

Scoring

Most Points

Game: 36, Bill Palese vs. Bridgewater, 1931
Season: 114, Greg Kuehn, 2004
 114, Robert Green, 1990
Career: 343, Greg Kuehn (PK), 2002-05
 279, Steve Christie (PK), 1985-89
 270, Jack Cloud (RB), 1946-49

Most Touchdowns

Game: 6, Bill Palese vs. Bridgewater, 1931
Season: 19, Robert Green, 1991
Career: 45, Jack Cloud, 1946-49

Most PATs

Game: 9, Brian Pate at VMI, 2007
Season: 57, Greg Kuehn, 2004
Career: 166, Greg Kuehn, 2002-05
 128, Brian Shallcross, 1994-97

Consecutive Made: 99, Greg Kuehn, 2002-04

Most Field Goals

Game: 4, Brian Pate at Virginia, 2009
 4, Brett Sterba vs. Northeastern, 2000
 4, Brian Shallcross vs. Villanova, 1995
 4, Chris Dawson vs. Lehigh, 1992
Season: 23, Brian Pate, 2009
Career: 59, Greg Kuehn, 2002-05
 57, Steve Christie, 1986-89

Total Offense

Most Yards

Game: 462, Jake Phillips vs. Delaware, 2007
Season: 4305, Lang Campbell, 2004
Career: 10948, Dave Corley, 1999 - 2002

Rushing

Rushing Attempts

Game: 37, Wes Meeteer vs. Davidson, 1969
 37, Troy Keen, vs. Northeastern, 1994
 37, Derek Fitzgerald vs. Penn, 1995
Season: 277, Jonathan Grimes, 2009
Career: 720, Derek Fitzgerald, 1995-98

Rushing Yards

Game: 257, Phil Mosser vs. Ohio Wesleyan, 1970
Season: 1408, Robert Green, 1990
Career: 3744, Derek Fitzgerald, 1995-98

Passing

Attempts

Game: 55, R.J. Archer at Villanova, 2009
Season: 455, Lang Campbell, 2004
Career: 1246, Stan Yagiello, 1981-85

Completions

Game: 35, R.J. Archer at Villanova, 2009
 35, Dave Murphy vs. Rutgers, 1983
Season: 298, Lang Campbell, 2004
Career: 737, Stan Yagiello, 1981-85

Passing Yards

Game: 433, Jake Phillips vs. Delaware, 2007
Season: 3988, Lang Campbell, 2004
Career: 9805, Dave Corley, 1999-2002

Completion Percentage

Season: 69.4, Shawn Knight, 1993
Career: 65.5, Shawn Knight, 1991-94

Pass Efficiency

Season: *204.6, Shawn Knight, 1993
Career: *170.77, Shawn Knight, 1991-94
 * NCAA FCS records

Touchdown Passes

Game: 6, Shawn Knight vs. Maine, 1993
Season: 30, Lang Campbell, 2004
Career: 73, Dave Corley, 1999-2002

Receiving

Receptions

Game: 13, Glen Bodnar vs. Colgate, 1984
 13, Rich Musinski vs. URI, 2003
Season: 79, Dominique Thompson, 2004
Career: 223, Rich Musinski, 2000-2003

Receiving Yards

Game: 244, D. Thompson, vs. UD, 2004
Season: 1585, Dominique Thompson, 2004
Career: 4168, Rich Musinski, 2000-2003

Yards per Catch (500-yd. min.)

Season: 25.5, Mike Tomlin, 1992
Career: 20.1, Mike Tomlin, 1991-1994

TD Receptions

Game: 4, Dom. Thompson, vs. Delaware, 2004
 4, Corey Ludwig vs. Maine, 1993
 4, Vito Ragazzo vs. WFU, 1949
Season: 15, Vito Ragazzo, 1947
Career: 31, Rich Musinski, 2000-03

Defense

Sacks

Game: 6.0, Walt Brodie vs. VMI, 1955
 3.5, Luke Cullinane vs. VU, 1996
Season: 12, Adrian Tracy, 2009
 12, Luke Cullinane, 1996
Career: 31, Adrian Tracy, 2006-09

Interceptions

Game: 4, Jack Bruce vs. Richmond, 1947
Season: 10, Jack Bruce, 1947
 10, Darren Sharper, 1996
Career: 24, Darren Sharper, 1993-96

Tribe Football

National Semifinalists • 2004 & 2009

RECORDS | HISTORY



Cameron Dohse's 98-yard touchdown catch in the NCAA Semifinals at Villanova set an NCAA Playoff and school record.



The Tribe defense set a school record by limiting Rhode Island to -46 rushing yards last fall.

• Individual Long Plays •

Rush from Scrimmage

95 yds John Truehart vs. E&H, 1934

Pass Completion

98 yds R.J. Archer to Cameron Dohse at Villanova, 2004 (NCAA Semifinals)

Punt

77 yds Russell Brown, 1972
Joe Agee, 1975
Jack Freeman, 1942

Punt Return

101 yds Dale Worrall vs. Bridgewater, 1932

Kickoff Return

100 yds Dick Pawlewicz vs. UVa, 1974

Run with Fumble

91 yds Meb Davis vs. Columbia, 1926

Run with Interception

93 yds Marvin Graham vs. Va Tech, 1946

Field Goal

53 yds Steve Christie vs. ETSU, 1987
Steve Christie vs. UVa, 1988
Brett Sterba vs. Delaware, 2000

• Team Records •

Most Points Scored

Game: 95, vs. Bridgewater, 1931
Season: 486, 2004

Most Points Allowed

Game: 93, by Delaware, 1915
Season: 427, 2007

Most Yards Gained

Game: 681, vs. Richmond, 1991
Season: 6438, 1990

Most Plays

Game: 100 vs. Virginia Tech, 1971
Season: 1004, 1990

Rushing Yards

Game: 453 vs. Ohio Wesleyan, 1970
Season: 3024, 1990

Pass Attempts

Game: 55 at Villanova, 2009
and vs. Virginia Tech, 1982
Season: 473, 2004

Pass Completions

Game: 35 at Villanova, 2009
and vs. Rutgers, 1983
Season: 305, 2004

Passing Yards

Game: 498 vs. VMI, 1997
Season: 4,072, 2004

First Downs

Game: 36 vs. VMI, 1991; vs. VMI, 1993
Season: 324, 1990

Most Interceptions

Game: 7 vs. George Washington, 1942
Season: 25, 1972

Team Passing Yards

1. 498 yds. vs. VMI, 1997
2. 433 yds. vs. Delaware, 2007
3. 426 yds. vs. Northeastern, 2000
4. 421 yds at Towson, 2007
5. 414 yds. vs. Miami (Ohio), 1982

Team Rushing Yards

1. 453 yds. vs. Ohio Wesleyan, 1970
2. 433 yds. vs. Villanova, 1993
3. 419 yds. vs. Delaware, 1973
4. 417 yds. vs. Richmond, 1974
5. 413 yds. vs. VMI, 1993

Best Defense Vs. The Run

1. -46 yds. at Rhode Island, 2009
2. -39 yds. vs. Colgate, 1988
-39 yds. vs. Villanova, 1996
4. -11 yds. vs. Quantico, 1967
5. -6 yds. vs. Weber State, 2009
-6 yds. vs. Liberty, 2005
-6 yds. vs. Villanova, 1993
8. -2 yds. vs. Delaware, 2009

Best Defense Vs. The Pass

1. 9 yds. vs. Massachusetts, 1995
9 yds. vs. East Carolina, 1980
9 yds. vs. Appalachian St., 1976
4. 10 yds. vs. Furman, 1999
5. 11 yds. vs. VMI, 1993

Consecutive ...

Victories: 9, 1985-86

Losses: 9, 1956-57

Shutouts: 5, 1923; 1930-31; 1941

Shutouts in one season: 7, 1928

Southern Conference wins: 7, 1970-71

Yankee Conference wins: 9, 1993-94

A-10 wins: 7, 2003-2004

CAA wins: 5, 2008; 2009

Games scored: 139, 1997-

Games without a victory: 12, 1955-57



Shawn Knight ('95) established a single-season school record by completing 69.4 percent of his passes in 1993.



Dominique Thompson ('05) set single-season school records for receptions (79) and receiving yards (1,585) in 2004.

PASSING YARDS

1. 3988, Lang Campbell, 2004
2. 3414, Chris Hakel, 1990
3. 3166, Mike Cook, 1996
4. 3028, Mike Cook, 1998
5. 2974, Chris Hakel, 1991
6. 2962, Stan Yagiello, 1985
7. 2808, Dave Corley, Jr., 2001
8. 2801, Jake Phillips, 2007
2801, Stan Yagiello, 1984
10. 2778, R.J. Archer, 2009

PASSES ATTEMPTED

1. 455, Lang Campbell, 2004
2. 433, R.J. Archer, 2009
3. 428, Stan Yagiello, 1984
4. 414, Chris Hakel, 1990
5. 413, Stan Yagiello, 1985
6. 385, Ken Lambiotte, 1986
7. 370, Mike Cook, 1998
8. 362, Mike Cook, 1996
9. 357, Chris Hakel, 1991
10. 336, Jake Phillips, 2007

PASSES COMPLETED

1. 298, Lang Campbell, 2004
2. 261, R.J. Archer, 2009
3. 261, Stan Yagiello, 1984
4. 246, Mike Cook, 1998
5. 245, Chris Hakel, 1990
6. 240, Stan Yagiello, 1985
7. 233, Ken Lambiotte, 1986
8. 232, Chris Hakel, 1991
9. 210, Mike Cook, 1996
10. 200, Dave Corley, Jr., 2002

TOUCHDOWN PASSES

1. 30, Lang Campbell, 2004
2. 26, Mike Cook, 1998
26, Mike Cook, 1996
4. 23, Kenny Lambiotte, 1986
23, Stan Yagiello, 1985
6. 22, Shawn Knight, 1993
22, Chris Hakel, 1990
22, Lang Campbell, 2003
9. 21, Jake Phillips, 2008
21, Dave Corley, Jr., 2002
21, Dave Corley, Jr., 2001

COMPLETION PERCENTAGE

1. .694, Shawn Knight, 1993
2. .665, Mike Cook, 1998
3. .655, Lang Campbell, 2004
4. .650, Chris Hakel, 1991
5. .644, Shawn Knight, 1994
6. .641, Jake Phillips, 2005
7. .639, Lang Campbell, 2003
8. .636, Shawn Knight, 1993
.636, Dave Murphy, 1983
10. .614, Mike Cook, 1997

TOUCHDOWN RECEPTIONS

1. 15, Vito Ragazzo, 1949
2. 13, Dominique Thompson, 2004
3. 12, Rich Musinski, 2001
12, Josh Whipple, 1996
5. 10, Ned Carr, 1966
6. 9, Rich Musinski, 2002
9, Chris Rosier, 1998
9, Dave Conklin, 1996
9, Corey Ludwig, 1993
10. 8, D.J. McAulay, 2008
8, Joe Nicholas, 2006
8, Mark Compber, 1990
8, Harry Mehre, 1987
8, Harry Mehre, 1986

RECEIVING YARDS

1. 1585, Dominique Thompson, 2004
2. 1393, Rich Musinski, 2001
3. 1180, Mark Compber, 1990
4. 1140, Rich Musinski, 2002
5. 1110, Ron Gillam, 1985
6. 1096, Josh Whipple, 1996
7. 950, Corey Ludwig, 1993
8. 930, Mike Sutton, 1983
9. 925, David Conklin, 1998
10. 911, Kurt Wrigley, 1982

RECEPTIONS

1. 79, Dominique Thompson, 2004
2. 73, Michael Clemons, 1986
3. 70, Michael Clemons, 1985
4. 69, Ron Gillam, 1985
69, Glen Bodnar, 1984
6. 67, Chuck Albertson, 1966
7. 66, Joe Nicholas, 2004
66, Mike Sutton, 1983
9. 65, Josh Whipple, 1996
10. 64, Mark Compber, 1990

RUSHING YARDS

1. 1408, Robert Green, 1990
2. 1316, Alvin Porch, 1997
3. **1294, Jonathan Grimes, 2009**
4. 1286, Phil Mosser, 1970
5. 1223, Derek Fitzgerald, 1995
6. 1210, Alvin Porch, 1996
7. 1175, Troy Keen, 1994
8. 1164, Jim Kruijs, 1976
9. 1118, Michael Clemons, 1986
10. 1101, Derek Fitzgerald, 1993

Tribe Football

National Semifinalists • 2004 & 2009

SINGLE-SEASON RECORDS | HISTORY

RUSHING TOUCHDOWNS

- 19, Robert Green, 1990
- 15, Jon Smith, 2004
- 14, Troy Keen, 1993
- 13, Jon Smith, 2001
- 13, Robert Green, 1991
- 12, Troy Keen, 1994
- 11, Derek Fitzgerald, 1992
- 11, Chris Hakel, 1990
- 10, Derek Fitzgerald, 1993
- 10, Troy Keen, 1995
- 10, Michael Clemons, 1986
- 10, John Gerdelman, 1974
- 10, Phil Mosser, 1971

ALL-PURPOSE YARDS

- 2043, Jonathan Grimes, 2009**
- 1953, Michael Clemons, 1986
- 1880, Michael Clemons, 1985
- 1782, Jonathan Grimes, 2008**
- 1763, Robert Green, 1999
- 1520, Alvin Porch, 1997
- 1453, Alvin Porch, 1996
- 1404, Derek Fitzgerald, 1995
- 1355, Derek Fitzgerald, 1993
- 1350, Tyrone Shelton, 1990

TOTAL OFFENSE

- 4305, Lang Campbell, 2004
- 3466, Chris Hakel, 1990
- 3159, Mike Cook, 1996
- 3143, David Corley, Jr., 2001
- 3057, Mike Cook, 1998
- 3033, R.J. Archer, 2009
- 3013, Stan Yagiello, 1985
- 2993, Jake Phillips, 2007
- 2950, Chris Hakel, 1991
- 2939, David Corley, Jr., 2000

SCORING

- 114, Greg Kuehn, 2004
- 114, Robert Green, 1990
- 108, Brian Pate, 2009
- 102, Jack Cloud, 1947
- 99, Red Maxey, 1930
- 96, Michael Clemons, 1986
- 90, Steve Christie, 1989
- 90, Vito Ragazzo, 1949
- 89, Dan Mueller, 1990
- 86, Brett Sterba, 1999

FIELD GOALS

- 23, Brian Pate, 2009
- 21, Steve Christie, 1989
- 19, Greg Kuehn, 2004
- 18, Brett Sterba, 1999
- 17, Brett Sterba, 2000
- 15, Brian Shallcross, 1997
- 15, Steve Christie, 1998
- 14, Brian Shallcross, 1995
- 14, Greg Kuehn, 2002
- 14, Dan Mueller, 1990



Robert Green ('92) established a single-season school record for touchdowns when he found the end zone 19 times in 1990.

PUNTING AVERAGE

- 44.4, Mike Leach, 1998
- 42.8, Russell Brown, 1971
- 42.8, Buddy Lex, 1942
- 42.4, Steve Christie, 1988
- 41.7, Dan Darragh, 1965

TACKLES

- 244, Dave Pocta, 1986
- 190, Dave Pocta, 1985
- 146, Jim McHeffey, 1984
- 144, Owen Costello, 1981
- 143, Kerry Gray, 1988
- 143, Jeff Hosmer, 1976
- 141, Mark Kelso, 1983
- 139, Jim Ryan, 1976
- 138, Brad Uhl, 1987
- 138, Karl Wernecke, 1984

PUNT RETURN AVERAGE

- (Minimum 10 Returns)
- 21.3, Jack Yohe, 1953
 - 19.2, Tommy Korczowski, 1948
 - 18.7, Chip Young, 1966
 - 17.1, Rich Musinski, 2001
 - 16.4, Derek Cox, 2008
 - 13.5, Buddy Lex, 1947
 - 13.2, Komlan Lonergan, 1998
 - 13.0, Charlie Sidwell, 1955
 - 12.2, Palmer Scarritt, 1992
 - 11.8, Jack Bruce, 1947

PUNT RETURN YARDS

- 500, Darren Sharper, 1996
- 415, Palmer Scarritt, 1992
- 333, Darren Sharper, 1995
- 330, Michael Clemons, 1986
- 317, Jack Bruce, 1947

KICKOFF RETURN AVERAGE

- 28.4, Dick Pawlewicz, 1974
- 25.5, Michael Clemons, 1985
- 24.6, James Blocker-Bodley, 1990
- 24.5, Jonathan Grimes, 2008**
- 24.3, David Caldwell, 2007
- 24.3, Dick Pawlewicz, 1973

KICKOFF RETURN YARDS

- 743, Komlan Lonergan, 1999
- 617, Phil Mosser, 1971
- 587, Dave Scanlon, 1982
- 584, Dick Pawlewicz, 1973
- 572, Eddie Davis, 1987

INTERCEPTIONS

- 10, Darren Sharper, 1996
- 10, Jack Bruce, 1947
- 8, B.W. Webb, 2009**
- 8, Steve McNamee, 1980
- 8, Dick Kern, 1963
- 7, Ron Harrison, 1997
- 7, Darren Sharper, 1995
- 7, Darren Sharper, 1994
- 7, Mark Kelso, 1983
- 7, Paul Scolaro, 1972
- 6, Six players, last - Kelso, 1981

RUSHING YARDS

- 3744, Derek Fitzgerald, 1992-95
- 3543, Robert Green 1988-90
- 2949, Troy Keen, 1992-95
- 2750, Alvin Porch, 1994-97
- 2546, Jon Smith, 2001-04
- 2536, Elijah Brooks, 2004-06
- 2534, Tyrone Shelton, 1987-90
- 2404, Jim Kruijs, 1975-77
- 2401, Bill Deery, 1972-74
- 2223, Jonathan Grimes, 2008-**

RUSHING TOUCHDOWNS

- 42, Troy Keen, 1992-95
- 40, Robert Green, 1988-90
- 39, John Smith, 2001-04
- 32, Derek Fitzgerald, 1992-95
- 22, Elijah Brooks, 2004-06
- 20, Michael Clemons, 1983-86
- 19, David Corley, Jr., 1999-02
19, Bill Deery, 1972-74
19, Phil Mosser, 1970-71
- 18, Jake Phillips, 2005-08

ALL-PURPOSE YARDS

- 4613, Robert Green, 1988-90
- 4535, Derek Fitzgerald, 1992-95
- 4448, Michael Clemons, 1983-86
- 4124, Troy Keen, 1992-95
- 3825, Jonathan Grimes, 2008-**
- 3215, Alvin Porch, 1994-97
- 2985, Tyrone Shelton, 1987-80

PASSING YARDS

- 9805, David Corley, Jr., 1999-02
- 8249, Stan Yagiello, 1981-85
- 7371, Jake Phillips, 2005-08
- 7295, Mike Cook, 1995-98
- 7025, Chris Hakel, 1988-91
- 6494, Lang Campbell, 2001-04
- 5705, Shawn Knight, 1991-94
- 4536, Chris Garrity, 1979-81
- 4019, Tom Rozantz, 1975-78
- 3361, Dan Darragh, 1965-67

TOTAL OFFENSE

- 10948, David Corley, Jr., 1999-02
- 8168, Stan Yagiello, 1981-85
- 7983, Jake Phillips, 2005-08
- 7245, Mike Cook, 1995-98
- 7149, Lang Campbell, 2001-04
- 7058, Chris Hakel, 1988-91
- 6408, Shawn Knight, 1991-94
- 5385, Tom Rozantz, 1975-78
- 4589, Bill Deery, 1972-74
- 4320, Chris Garrity, 1979-81

PASS ATTEMPTS

- 1246, Stan Yagiello, 1981-85
- 1168, David Corley, Jr., 1999-02
- 972, Jake Phillips, 2005-08
- 913, Chris Garrity, 1979-81
- 872, Mike Cook, 1995-98

- 869, Chris Hakel, 1988-91
- 763, Lang Campbell, 2001-04
- 696, Tom Rozantz, 1975-78
- 580, Shawn Knight, 1991-94
- 535, Dan Darragh, 1965-67

PASS COMPLETIONS

- 737, Stan Yagiello, 1981-85
- 676, David Corley, Jr., 1999-02
- 568, Jake Phillips, 2005-08
- 540, Mike Cook, 1995-98
- 523, Chris Hakel, 1988-91
- 495, Lang Campbell, 2001-04
- 407, Chris Garrity, 1979-81
- 380, Shawn Knight, 1991-94
- 315, Tom Rozantz, 1975-78
- 289, R.J. Archer, 2006-09

COMPLETION PERCENTAGE

- 65.5, Shawn Knight, 1991-94
- 64.9, Lang Campbell, 2001-04
- 61.9, Mike Cook, 1995-98
- 60.5, Kenny Lambiotte, 1985-86
- 60.2, Chris Hakel, 1988-91
- 59.9, Dave Murphy, 1980-83
- 59.5, R.J. Archer, 2006-09
- 59.1, Stan Yagiello, 1981-85
- 58.4, Jake Phillips, 2005-08
- 57.9, David Corley, Jr., 1999-02
57.9, John Brosnahan, 1987-88

TOUCHDOWN PASSES

- 73, David Corley, Jr., 1999-02
- 62, Mike Cook, 1995-98
- 57, Jake Phillips, 2005-08
- 54, Lang Campbell, 2001-04
- 51, Stan Yagiello, 1982-85
- 46, Shawn Knight, 1991-94
- 43, Chris Hakel, 1988-91
36, Buddy Lex, 1946-49
- 30, Dan Darragh, 1965-67
- 27, Chris Garrity, 1979-81

TOUCHDOWN RECEPTIONS

- 31, Rich Musinski, 2000-03
- 27, Dave Conklin, 1996-99
- 26, Harry Mehre, 1985-88
- 20, Mike Tomlin, 1991-94
20, Joe Nicholas, 2004-07
- 19, Chris Rosier, 1997-00
- 18, Vito Ragazzo, 1948-50
- 17, Josh Whipple, 1994-96
- 16, Dominique Thompson, 2001-04
- 15, Kurt Wrigley, 1980-82

RECEPTIONS

- 223, Rich Musinski, 2000-03
- 190, Dave Conklin, 1996-99
- 175, Jeff Sanders, 1981-84
- 174, Chris Rosier, 1997-00
- 172, Michael Clemons, 1983-86
- 166, Joe Nicholas, 2004-07
- 161, Harry Mehre, 1985-88

- 145, Glenn Bodnar, 1982-84
- 141, Kurt Wrigley, 1980-82
- 140, Terry Hammons, 1991, 1993-95
140, Corey Ludwig, 1990-93

RECEIVING YARDS

- 4168, Rich Musinski, 2000-03
- 3269, Dave Conklin, 1996-99
- 2884, Chris Rosier, 1997-00
- 2748, Harry Mehre, 1985-88
- 2352, Jeff Sanders, 1981-84
- 2349, Corey Ludwig, 1990-93
- 2278, Joe Nicholas, 2004-07
- 2134, Terry Hammons, 1991, 1993-95
- 2123, Dominique Thompson, 2001-04
- 2054, Mike Tomlin, 1991-94

INTERCEPTIONS*

- 24, Darren Sharper, 1993-96
- 20, Mark Kelso, 1982-84
- 17, Ron Harrison, 1994-97
- 15, Paul Scolaro, 1970-72
15, Jack Bruce, 1946-48
- 13, Steve McNamee, 1978-80
- 12, Greg Wharton, 1985-87
- 11, Billy Parker, 1999-03
11, Palmer Scarritt, 1989-92
11, Mike Stewart, 1972-74
11, Chip Young, 1965-67

*Interception records incomplete prior to 1957

FIELD GOALS

- 59, Greg Kuehn, 2002-05
- 57, Steve Christie, 1986-89
- 55, Brian Pate, 2006-2009
- 48, Brian Shallcross, 1994-97
- 46, Brett Sterba, 1998-00
- 30, Brian Morris, 1982-85
- 26, Steve Libassi, 1976-79
- 22, Chris Dawson, 1991-93
- 17, Terry Regan, 1972-74
- 14, Dan Mueller, 1988-91

FIELD GOAL PERCENTAGE

- .807, Brett Sterba, 1998-00
- .778, Dan Mueller, 1988-91
- .687, Steve Christie, 1986-89
- .672, Brian Pate, 2006-09
- .667, Brian Morris, 1982-85

KICKOFF RETURN YARDS

- 1772, Komlan Lonergan, 1998-01
- 1600, James Blocker-Bodley, 1990-93
- 1419, Dave Scanlon, 1980-83
- 1292, Ron Harrison, 1994-97
- 1069, Keith Best, 1978-80

PUNT RETURN YARDS

- 1027, Darren Sharper, 1993-96
- 797, Palmer Scarritt, 1989-92
- 521, Chip Young, 1965-67
- 508, Jack Bruce, 1947-48
- 495, Charlie Sidwell, 1955-57

Tribe Football

National Semifinalists • 2004 & 2009

Top Passing Performances

- 433, Jake Phillips vs. Delaware, 8/30/07
- 426, David Corley, Jr. vs. Northeastern, 10/28/00
- 409, Mike Potts at Towson, 11/4/06
- 406, Stan Yagiello vs. JMU, 9/28/85
- 401, David Murphy at Marshall, 11/5/83
- 399, Chris Garrity at ECU, 11/14/81
- 385, Greg DeGennaro at Bucknell, 9/20/86
- 383, Kenny Lambiotte vs. Colgate, 9/6/86
- 381, Mike Cook at N. Iowa, 12/7/96*
- 378, Lang Campbell vs. Northeastern, 10/2/04
- 373, Mike Cook vs. UNH, 10/24/98
- 368, Lang Campbell at Liberty, 10/9/04
- 360, Dave Murphy vs. Rutgers, 10/22/83
- 355, Lang Campbell at Delaware, 10/23/04
- 354, R.J. Archer at Villanova, 10/3/09
- 352, Mike Cook at Ga. Southern, 9/6/97
- 346, David Corley, Jr. vs. VMI, 9/14/02
- 345, Chris Hakel vs. Delaware, 9/14/91
- 345, Stan Yagiello vs. Norfolk St., 9/14/85
- 342, Jake Phillips at Richmond, 11/16/07

Top Rushing Performances

- 257, Phil Mosser at Ohio Wes., 10/3/70
- 219, Derek Fitzgerald vs. Penn., 10/14/95
- 201, Alvin Porch at UConn., 10/18/97
- 198, Jon Smith at UNH, 10/19/02
- 189, Derek Fitzgerald at NU, 9/16/95
- 189, Derek Fitzgerald vs. Villanova, 10/23/93
- 186, Alvin Porch vs. Boston, 9/27/97
- 183, Alvin Porch vs. Delaware, 11/2/96
- 181, Robert Green at Navy, 9/21/91
- 180, Terrence Riggins vs. VMI, 9/13/08**
- 180, Robert Green at Citadel, 9/8/90
- 177, Tyrone Shelton vs. ETSU, 11/4/89
- 177, Hameen Ali vs. Delaware, 10/10/98
- 173, Alvin Porch vs. Richmond, 11/15/97
- 172, Todd Bushnell at Ohio Wes., 10/3/70
- 172, Bill Bowman vs. WFU, 9/19/53
- 171, Jim Kruis vs. Navy, 10/16/76
- 170, Troy Keen at Furman, 9/17/94
- 165, Elijah Brooks at Towson, 11/4/06
- 165, Robert Green vs. VMI, 10/13/90

Top Receiving Performances

- 244, Dominique Thompson at Delaware, 10/23/04
- 240, David Conklin at VMI, 9/13/97
- 226, Mike Sutton at Marshall, 11/5/83
- 221, Dominique Thompson at LU, 10/9/04
- 211, Kurt Wrigley vs. Richmond, 11/21/81
- 201, Elliott Mack at Richmond, 11/16/07
- 198, Ron Gilliam vs. JMU, 9/28/85
- 195, Chris Rosier at UConn., 10/18/97
- 194, Rich Musinski vs. Delaware, 9/28/02
- 191, Rich Musinski at URI, 10/25/03
- 185, Dominique Thompson vs. UD, 12/4/04*
- 184, Chris Rosier at URI, 10/7/00
- 183, Glenn Bodnar at Colgate, 11/10/84
- 182, Dave Szydluk vs. JMU, 9/28/85
- 168, Chris Rosier at JMU, 10/28/00

- 164, Rich Musinski vs. UNH, 9/29/01
- 162, D.J. McAulay vs. Delaware, 8/30/07
- 162, Dave Conklin vs. UConn., 11/14/98
- 161, Rich Musinski at UMass, 9/1/01
- 158, Harry Mehre vs. Lehigh, 9/17/88

Top All-Purpose Performances

- 325, Komlan Lonergan vs. Villanova, 11/24/01
- 324, Jonathan Grimes vs. Villanova, 10/4/08**
- 296, Dominique Thompson at Delaware, 10/23/04
- 283, Jonathan Grimes at New Hampshire, 10/11/08**
- 274, Komlan Lonergan vs Furman, 9/18/99
- 257, Phil Mosser at Ohio Wes., 10/3/70
- 248, Rich Musinski at Rhode Island, 11/25/03
- 244, Dominique Thompson at Liberty, 10/9/04
- 237, Dominique Thompson vs. Hampton, 11/27/04*
- 240, David Conklin at VMI, 9/13/97
- 231, Rich Musinski vs. Delaware, 9/28/02
- 226, Mike Sutton at Marshall, 11/5/83
- 226, Jonathan Grimes vs. Weber State, 11/28/09***
- 225, Jonathan Grimes vs. Northeastern, 11/8/08**
- 219, Komlan Lonergan at VMI, 10/23/99

*NCAA Playoff Game

Most Receptions

- 13, Rich Musinski, URI, 2003
- 13, Glenn Bodnar, Colgate, 1984
- 12, Chuck Albertson, Virginia Tech, 1966
- 12, George Pearce, Navy, 1965
- 12, Jeff Sanders, Miami, 1982
- 11, Joe Nicholas, Delaware, Dec. 4, 2004
- 11, Marcus Howard, Villanova, 2000
- 11, Harry Mehre, Lehigh, 1988
- 11, Dave Szydluk, Bucknell, 1986
- 11, Mike Sutton, Marshall, 1983
- 11, Kurt Wrigley, Richmond, 1981
- 11, Chuck Albertson, Villanova, 1966

Most 200-Yard Passing Games

- | | | | |
|-----|----|-------------------|-----------|
| 1. | 31 | David Corley, Jr. | 1998-2002 |
| 2. | 24 | Chris Hakel | 1987-1991 |
| 3. | 22 | Mike Cook | 1994-1998 |
| 4. | 20 | Jake Phillips | 2005-2008 |
| | 20 | Stan Yagiello | 1982-1985 |
| 6. | 18 | Lang Campbell | 2001-2004 |
| 7. | 13 | Shawn Knight | 1990-1994 |
| 8. | 7 | Kenny Lambiotte | 1985-1986 |
| | 7 | David Murphy | 1981-1983 |
| 10. | 6 | R.J. Archer | 2006-2009 |
| | 6 | Craig Argo | 1986-1989 |

Most 100-Yard Rushing Games

- | | | | |
|-----|----------|------------------------|--------------|
| 1. | 19 | Derek Fitzgerald | 1991-1995 |
| 2. | 15 | Robert Green | 1988-1991 |
| 3. | 14 | Alvin Porch | 1993-1997 |
| 4. | 11 | Jim Kruis | 1975-1977 |
| 5. | 10 | Troy Keen | 1992-1995 |
| 6. | 9 | Tyrone Shelton | 1987-1990 |
| 7. | 7 | Jonathan Grimes | 2008- |
| | 7 | Michael Clemons | 1983-1986 |
| | 7 | Todd Bushnell | 1970-72 |
| 10. | 5 | Elijah Brooks | 2004-2006 |
| | 5 | Jon Smith | 2001-2004 |
| | 5 | Hameen Ali, III | 1996-2000 |

Most 100-Yard Receiving Games

- | | | | |
|-----|----|--------------------|-----------|
| 1. | 21 | Rich Musinski | 1999-2003 |
| 2. | 12 | David Conklin | 1995-1999 |
| 3. | 8 | Chris Rosier | 1996-2000 |
| | 8 | Mark Compher | 1987-1990 |
| 5. | 7 | Joe Nicholas | 2004-2007 |
| | 7 | Josh Whipple | 1992-1996 |
| 7. | 6 | Ron Gilliam | 1983-1985 |
| | 6 | Corey Ludwig | 1989-1993 |
| | 6 | Dominique Thompson | 2001-2004 |
| 10. | 5 | Elliott Mack | 2004-2008 |
| | 5 | Terry Hammons | 1991-1995 |
| | 5 | Mike Sutton | 1981-1983 |



David Corley ('03) threw for at least 200 yards 31 times during his career.

Scoring

Scored 30 or more points	38 vs. Weber State (11/28/09 - NCAA First Round)
Scored 40 or more points	42 vs. Norfolk State (9/20/08)
Scored 50 or more points	52 vs. VMI (9/13/08)
Scored 60 or more points	63 at VMI (9/8/07)
Scored 70 or more points	73 at Japan All-Stars (1/9/89 - Epson Ivy Bowl)
Consecutive 40+ point games	vs. VMI (52), vs. Norfolk State (42) (2008)
Consecutive 50+ point games	at Northeastern (53), vs. Villanova (51) (1993)
Was shutout	at Delaware, 0-14 (11/1/97)

Total Offense

Had more than 400 total yards	408 vs. Weber State (11/28/09 - NCAA First Round)
Had more than 450 total yards	472 at Villanova (10/3/09)
Had more than 500 total yards	504 at Towson (11/1/08)
Had more than 550 total yards	570 vs VMI (9/13/08)
Had more than 600 total yards	630 at Towson (11/4/06)
Had more than 650 total yards	651 vs. VMI (10/2/93)
Had less than 100 total yards	None post 1981

Rushing Offense

Rushed for 150 or more yards	181 at Southern Illinois (12/5/09 - NCAA Quarterfinals)
Rushed for 200 or more yards	221 vs. Weber State (11/28/09 - NCAA First Round)
Rushed for 250 or more yards	258 vs. James Madison (10/24/09)
Rushed for 300 or more yards	398 vs. VMI (9/13/08)
Rushed for 350 or more yards	398 vs. VMI (9/13/08)
Rushed for 400 or more yards	433 vs. Villanova (10/23/93)
Rushed for 450 or more yards	453 vs. Ohio Wesleyan (10/3/70)
Rushed for less than 50 yards	43 vs. Richmond (11/22/08)

Passing Offense

Passed for 250 or more yards	354 at Villanova (10/4/09)
Passed for 300 or more yards	354 at Villanova (10/4/09)
Passed for 350 or more yards	354 at Villanova (10/4/09)
Passed for 400 or more yards	433 vs. Delaware (8/30/07)
Passed for 450 or more yards	498 at VMI (9/13/97)
Passed for less than 50 yards	30 vs. Boston (9/19/92)

Rushing/Passing Offense

Rushed/Passed for 200+ yards	at VMI (249 rush, 275 pass) (9/8/07)
------------------------------	--------------------------------------

Score Defense

Allowed 0 points	0 vs. Weber State (11/28/09 - NCAA First Round)
Allowed 3 or fewer points	3 at Southern Illinois (12/5/09 - NCAA Quarterfinals)
Allowed 7 or fewer points	3 at Southern Illinois (12/5/09 - NCAA Quarterfinals)
Allowed 10 or fewer points	3 at Southern Illinois (12/5/09 - NCAA Quarterfinals)
Allowed 14 or fewer points	3 at Southern Illinois (12/5/09 - NCAA Quarterfinals)
Consecutive Shutouts	at Northeastern (32-0), at New Hampshire (39-0) (1995)

Total Defense

Allowed fewer than 100 total yards	82 at Bucknell (9/20/96)
Allowed fewer than 125 total yards	82 at Bucknell (9/20/96)
Allowed fewer than 150 total yards	149 at Rhode Island (10/31/09)
Allowed fewer than 175 total yards	161 vs. Weber State (11/28/09 - NCAA First Round)
Allowed fewer than 200 total yards	187 at Southern Illinois (12/5/09 - NCAA Quarterfinals)
Allowed fewer than 250 total yards	187 at Southern Illinois (12/5/09 - NCAA Quarterfinals)

Rushing Defense

Allowed -40 or fewer yards	-46 at Rhode Island (10/31/09)
Allowed -30 or fewer yards	-46 at Rhode Island (10/31/09)
Allowed -20 or fewer yards	-46 at Rhode Island (10/31/09)
Allowed -10 or fewer yards	-46 at Rhode Island (10/31/09)
Allowed 0 or fewer yards	-6 vs. Weber State (11/28/09 - NCAA First Round)
Allowed 10 or fewer yards	-6 vs. Weber State (11/28/09 - NCAA First Round)
Allowed 20 or fewer yards	-6 vs. Weber State (11/28/09 - NCAA First Round)
Allowed 10 or fewer yards	-6 vs. Weber State (11/28/09 - NCAA First Round)
Allowed 20 or fewer yards	-6 vs. Weber State (11/28/09 - NCAA First Round)
Allowed 30 or fewer yards	-6 vs. Weber State (11/28/09 - NCAA First Round)
Allowed 40 or fewer yards	-6 vs. Weber State (11/28/09 - NCAA First Round)
Allowed 50 or fewer yards	-6 vs. Weber State (11/28/09 - NCAA First Round)

Passing Defense

Allowed 25 or fewer yards passing	25 vs. VMI (9/13/08)
Allowed 50 or fewer yards passing	45 at Delaware (10/18/08)
Allowed 100 or fewer yards passing	99 at Villanova (12/11/09 - NCAA Semifinals)
Allowed 150 or fewer yards passing	99 at Villanova (12/11/09 - NCAA Semifinals)
Allowed 175 or fewer yards passing	99 at Villanova (12/11/09 - NCAA Semifinals)
Allowed 200 or fewer yards passing	99 at Villanova (12/11/09 - NCAA Semifinals)

Tribe Football

National Semifinalists • 2004 & 2009

Individual Rushing

Had a player rush for 100 or more yards.....	133 by Jonathan Grimes at Southern Illinois (12/5/09 - NCAA Quarterfinals)
Had a player rush for 150 or more yards.....	158 by Jonathan Grimes vs. James Madison (10/24/09)
Had a player rush for 200 or more yards.....	201 by Alvin Porch at Connecticut (10/18/97)
Had a player rush for 250 or more yards.....	257 by Phil Mosser vs. Ohio Wesleyan (10/3/70)
Had a player rush for 2 or more TDs.....	2 by Jonathan Grimes at Northeastern (10/10/09)
Had a player rush for 3 or more TDs.....	3 by Jonathan Grimes at Southern Illinois (12/5/09 - NCAA Quarterfinals)
Had a player rush for 4 or more TDs.....	4 by Elijah Brooks vs. New Hampshire (10/8/05)
Had a TD rushing/receiving.....	Jonathan Grimes (1 rush, 1 receiving) vs. Norfolk State (9/20/08)
Rushed for consecutive 100+ yard games.....	Jonathan Grimes vs. Weber State (11/28/09 - NCAA First Round) and at Southern Illinois (12/5/09 - NCAA Quarterfinals)
Had two players rush for 100+ yards.....	Troy Keen (158) and Derek Fitzgerald (140) vs. Rhode Island (10/7/95)
Had a player with 30+ carries.....	30 by Jonathan Grimes at Southern Illinois (12/5/09 - NCAA Quarterfinals)

Individual Passing

Had a player pass for 200 or more yards.....	239 by R.J. Archer at Villanova (12/11/09 - NCAA Semifinals)
Had a player pass for 250 or more yards.....	354 by R.J. Archer at Villanova (10/3/09)
Had a player pass for 350 or more yards.....	354 by R.J. Archer at Villanova (10/3/09)
Had a player pass for 400 or more yards.....	433 by Jake Phillips vs. Delaware (10/30/07)
Had a player pass for 2 or more TDs.....	2 by R.J. Archer vs. James Madison (10/24/09)
Had a player pass for 3 or more TDs.....	3 by R.J. Archer at Norfolk State (9/19/09)
Had a player pass for 4 or more TDs.....	4 by Jake Phillips at New Hampshire (10/11/08)
Had a player pass for 5 or more TDs.....	5 by Mike Cook at Northern Iowa (12/7/96 - NCAA Quarterfinals)
Had a player pass for 6 or more TDs.....	6 by Shawn Knight at Maine (11/6/93)
Had a player complete 20 or more passes.....	21 by R.J. Archer at Villanova (12/11/09 - NCAA Semifinals)
Had a player complete 25 or more passes.....	35 by R.J. Archer at Villanova (10/3/09)
Had a player complete 30 or more passes.....	35 by R.J. Archer at Villanova (10/3/09)
Had a player complete 35 or more passes.....	35 by R.J. Archer at Villanova (10/3/09)
Had a player throw 30 or more passes.....	35 by R.J. Archer at Villanova (12/11/09 - NCAA Semifinals)
Had a player throw 35 or more passes.....	35 by R.J. Archer at Villanova (12/11/09 - NCAA Semifinals)
Had a player throw 40 or more passes.....	55 by R.J. Archer at Villanova (10/3/09)
Had a player throw 45 or more passes.....	55 by R.J. Archer at Villanova (10/3/09)
Had a player throw 50 or more passes.....	55 by R.J. Archer at Villanova (10/3/09)
Had a player throw 55 or more passes.....	55 by R.J. Archer at Villanova (10/3/09)
Had a player pass/rush for 100 or more yards.....	David Corely (247 pass, 107 rush) at Villanova (11/11/00)
Had a player pass/rush for 2 TDs.....	Lang Campbell (2 pass, 2 rush) at North Carolina (9/4/04)

Individual Receiving

Had a player with 10 or more receptions.....	10 by Elliott Mack at Richmond (11/16/07)
Had a player with 11 or more receptions.....	11 by Joe Nicholas vs Delaware (12/4/04 - NCAA Quarterfinals)
Had a player with 12 or more receptions.....	13 by Rich Musinski at Rhode Island (10/25/03)
Had a player with 13 or more receptions.....	13 by Rich Musinski at Rhode Island (10/25/03)
Had a player with 100 or more receiving yards.....	148 by Cameron Dohse at Villanova (12/11/09 - NCAA Semifinals)
Had a player with 150 or more receiving yards.....	201 by Elliott Mack at Richmond (11/16/07)
Had a player with 200 or more receiving yards.....	201 by Elliott Mack at Richmond (11/16/07)
Had a player with 2 or more TD receptions.....	2 by Chase Hill vs. Delaware (9/26/09)
Had a player with 3 or more TD receptions.....	4 by Dominique Thompson at Delaware (10/23/04)
Had a player with 4 or more TD receptions.....	4 by Dominique Thompson at Delaware (10/23/04)
Had two players with 100 receiving yards.....	Elliott Mack (119) and Chase Hill (105) at Delaware (10/18/08)

Individual All-Purpose

Had a player with 300+ all-purpose yards.....	324 by Jonathan Grimes vs. Villanova (10/4/08)
---	--

Special Teams/Special Situation/Defense

Returned a kickoff for a TD.....	97 yds by Jonathan Grimes vs. Villanova (10/4/08)
Returned a punt for a TD.....	80 yds by Derek Cox vs. Richmond (11/22/08)
Returned a blocked punt for a TD.....	12 yds by Sean McDermott at Rhode Island (9/7/96)
Returned a blocked field goal for a TD.....	66 yds by David Caldwell vs. Norfolk State (9/20/08)
Returned a fumble for a TD.....	42 yds by Michael Pigram vs. Massachusetts (10/27/07)
Returned an interception for a touchdown.....	Jake Trantin (60 yds) and B.W. Webb (58 yds) vs. Weber State (11/28/09 - NCAA First Round)
Blocked a field goal.....	Sean Lissemore (47-yard att.) at Norfolk State (9/19/09)
Blocked a punt.....	Sheldon Alexander vs. Villanova (10/4/08)
Had 2 interceptions.....	B.W. Webb vs. Weber State (11/28/09 - NCAA First Round)
Made 4 field goals.....	Brian Pate at Virginia (9/5/09)
Made a 50+ yard field goal.....	50 yds by Greg Kuehn at Rhode Island (9/17/05)
Converted 2-point run.....	Lang Campbell vs. James Madison (12/10/04)
Converted 2-point reception.....	Rob Varno at Villanova (10/3/09)
Intercepted 4 passes.....	4 vs. Weber State (11/28/09 - NCAA First Round)
Intercepted 5 passes.....	5 vs. Pennsylvania (10/14/95)
Had 5 or more passes intercepted.....	6 vs. Richmond (11/22/08)
Scored a defensive touchdown.....	2 INT Ret. vs. Weber State (11/28/09 - NCAA First Round)
Scored 2 defensive touchdowns.....	2 INT Ret. vs. Weber State (11/28/09 - NCAA First Round)
Allowed a defensive touchdown.....	INT Ret. vs. Richmond (11/22/08)
Scored a special teams touchdown.....	Punt Ret. vs. Richmond (11/22/08)
Allowed a special teams touchdown.....	Blocked Punt Ret. at Richmond (11/16/07)
Scored a defensive and special teams touchdown.....	Punt Ret. and Int. Ret. vs. Northeastern (11/8/08)
Recorded a safety.....	at Rhode Island (10/31/09)
Surrendered a safety.....	vs. Norfolk State (9/19/09)
Won in overtime.....	(2 OT) 48-41 vs. Liberty (9/15/07)
Lost in overtime.....	23-20 vs. Richmond (11/22/08)
Tied an opponent.....	31-31 at Princeton (9/23/89)

OPPONENTS

Team Offense

Scored 40 or more points	48 at James Madison (11/15/08)
Scored 50 or more points	55 vs. James Madison (11/10/07)
Scored 60 or more points	63 at Villanova (10/6/07)
Scored 70 or more points	81 at North Carolina A&E (State) (11/6/20)
Scored 80 or more points	81 at North Carolina A&E (State) (11/6/20)
Scored 90 or more points	93 at Delaware (11/25/15)
Had 500 or more total yards	540 at James Madison (11/15/08)
Had 600 or more total yards	638 at Western Michigan (9/6/03)
Rushed for 400 or more yards	509 vs. Furman (9/18/99)
Rushed for 500 or more yards	509 vs. Furman (9/18/99)
Passed for 300 or more yards	302 vs. Delaware (9/26/09)
Passed for 400 or more yards	489 at Western Michigan (9/5/03)

Team Defense

Posted a shutout	at Delaware, 14-0 (11/1/97)
Allowed less than 100 total yards	None post 1981
Allowed less than 50 yards rushing	43 vs. Richmond (11/22/08)
Allowed less than 50 yards passing	30 vs. Boston (9/19/92)
Intercepted 5 or more passes	6 vs. Richmond (11/22/08)
Scored a defensive touchdown	INT Ret. vs. Richmond (11/22/08)
Recorded a safety	vs. Norfolk State (9/19/09)

Team Special Teams

Scored a special teams touchdown	Blocked punt return at Richmond (11/16/07)
Blocked a field goal	at Virginia (9/5/09)
Blocked a punt	at Towson (11/1/08)

Individual Offense

Rushed for 100 yards	134 by J. Vaughan vs. Richmond (11/22/08)
Rushed for 200 yards	244 by Omar Cuff vs. Delaware (8/30/07)
Had two players rush for 100 or more yards	R. Landers (145) and E. Holloman (130) at James Madison (11/15/08)
Rushed for 3 or more touchdowns	3 by G. Yancey vs. James Madison (11/10/07)
Rushed for 4 or more touchdowns	6 by Omar Cuff vs. Delaware (8/30/07)
Had 30 or more carries	30 by J. Vaughan vs. Richmond (11/22/08)
Had a rushing/receiving touchdown	A. Broomfield (1 rush, 1 receiving) vs. Northeastern (11/8/08)
Passed for 300 or more yards	302 by Pat Devlin vs. Delaware (9/26/09)
Passed for 400 or more yards	450 by C. Munson at Western Michigan (9/6/03)
Threw 4 or more touchdown passes	4, by Antwan Young at Villanova (10/6/07)
Threw 6 touchdown passes	C. Munson at Western Michigan (9/6/03)
Completed 30 or more passes	33 by Pat Devlin vs. Delaware (9/26/09)
Passed/Ran for 100 yards	Rodney Landers (212 pass, 145 rush) at James Madison (11/15/08)
Passed/Ran for 2 touchdowns	R.J. Toman (2 pass, 2 rush) at New Hampshire (10/11/08)
Had 100 receiving yards	113 by R. Jones vs. Delaware (9/26/09)
Had 200 receiving yards	206 by C. Adams vs. Hofstra (10/6/01)
Had two players with 100 receiving yards	D. boler (155) and J. Long (108) at Delaware (10/23/04)
Had 10 or more receptions	10 by R. Jones vs. Delaware (9/26/09)
Had 3 or more touchdown receptions	3 by T. Hinshaw at Central Florida (9/23/00)
Had a rushing/receiving touchdown	A. Broomfield (1 rush, 1 receiving) vs. Northeastern (11/8/08)

Individual Defense


Had 15 or more tackles	16 by Hansen at Rhose Island (10/31/09)
Had 2 or more interceptions	2 by Justin Rigers vs. Richmond (11/22/08)
Returned an interception for a touchdown	34 yards by D. Hatcher vs. Richmond (11/22/08)
Returned a fumble for a touchdown	70 yards by J. Couch vs. Marshall (9/1/05)

Individual Special Teams


Returned a kickoff for a touchdown	93 yards by J. Mathis vs. Hampton (11/27/04)
Returned a punt for a touchdown	60 yards by Eddie Royal at Virginia Tech (9/22/07)
Returned a blocked punt for a touchdown	5 yards by P. Weldon at Richmond (11/16/07)
Made 4 field goals	Michael Husted at Virginia (10/24/92)
Kicked a 50+ yard field goal	51 by C. McCormack vs. New Hampshire (10/15/03)
Converted a 2-point run	C. Cross vs. Villanova (11/27/01)
Converted a 2-point pass	R. Jennings vs. Liberty (9/15/07)

Tribe Football

National Semifinalists • 2004 & 2009



The 1948 team, led by Rube McCray and captains Harry Caughron (left) and Lou Hoitsma (right), defeated Oklahoma State, 20-0, in the Delta Bowl.



Current NFL Hall-of-Famer Marv Levy led W&M to the 1966 Southern Conference Championship.



Lou Holtz and the 1970 Tribe claimed the Southern Conference Championship and a berth in the Tangerine Bowl.

Year	Record	Coach	Captain				
1893	2-1-0	None	H.G. Humphreys	1948	7-2-2	(Dixie Bowl, SoCon Champs)	Ralph Sazio
1894	0-1-0	None	R.K. Slaughter				Harry Caughron
1895	None	None	Ralph Leigh	1949	6-4-0	(Delta Bowl)	Lou Hoitsma
1896	0-2-0	R. Armstrong	W.P. Cole				George Hughes
1897	0-1-0	W.J. King	P.B. Jones	1950	4-7-0	Rube McCray	Jack Cloud
1898	1-1-0	W.J. King	J.E. Elliott				Vito Ragazzo
1899	2-3-0	W.H. Burke	F.S. McCandish	1951	7-3-0	Marvin Bass	Joe Mark
1900	1-2-0	W.J. King	C.J. Corbitt				Dickie Lewis
1901	2-1-1	None	O.L. Shewmake	1952	4-5-0		George Zupko
1902	1-1-1	None	O.L. Shewmake				Jack Freeman
1903	1-3-0	H.J. Duvall	S.C. Blackiston	1953	5-4-1	Jack Freeman	Ed Miodusewski
1904	3-3-0	J.M. Blanchard	H. Blankenship				John Flanagan
1905	2-4-1	J.M. Blanchard	C.E. Johnson	1954	4-4-2	Jack Freeman	Tommy Martin
1906	3-7-0	H.W. Withers	G.G. Hankins				Steve Milkovich
1907	6-4-0	James H. Barry	G.A. Dovell	1955	1-7-1	Jack Freeman	Charlie Sumner
1908	4-6-1	G.E. O'Hearn	C.A. Taylor, Jr.				Jerry Sazio
1909	6-4-0	G.E. O'Hearn	J.G. Driver	1956	0-9-1	Jack Freeman	Al Grieco
1910	1-7-1	J.M. Blanchard	W.B. Lee	1957	4-6-0	Milt Drewer	Bill Marfizo
1911	1-5-2	W.J. Young	W.B. Lee				Jack Yohe
1912	0-7-0	W.J. Young	R.C. Tilley	1958	2-6-1	Milt Drewer	Bill Rush
1913	0-5-1	D.W. Draper	Jack Wright				Larry Peccatiello
1914	1-7-0	D.W. Draper	S.L. Bertschley	1959	4-6-0	Milt Drewer	Dan Plummer
1915	0-9-1	D.W. Draper	C.R. Heflin				Tom Secules
1916	2-5-2	S.H. Hubbard	J.F. Wilson	1960	2-8-0	Milt Drewer	Gray Lynn
1917	3-5-0	H.J. Young	W.K. Close				Lauren Kardatzke
1918	0-2-0	V.M. Geddy	---	1961	1-9-0	Milt Drewer	Jim Porch
1919	2-6-1	J.G. Driver	R.W. Copeland				Wayne Woolwine
1920	4-5-0	J.G. Driver	W.K. Close	1962	4-5-1	Milt Drewer	Roger Hale
1921	4-3-1	W.E. Fincher	J.F. Wilson				Eric Erdossy
1922	6-3-0	Bill Ingram	F. Chandler	1963	4-6-0	Milt Drewer	Stan Penkunas
1923	7-3-0	J.W. Tasker	John Todd	1964	4-6-0	Marv Levy	Dennis O'Toole
1924	5-2-1	J.W. Tasker	John Todd	1965	6-4-0	Marv Levy	Bob Soleau
1925	7-4-0	J.W. Tasker	F. Elliott				Scott Swan
1926	7-3-0	J.W. Tasker	Art Matsu	1966	5-4-1	Marv Levy (SoCon Champs)	Tom Feola
1927	4-5-1	J.W. Tasker	Meb Davis				Jim Dick
1928	6-3-2	Branch Bocock	W. Carmichael	1967	5-4-1	Marv Levy	Chuck Albertson
1929	8-2-0	Branch Bocock	Ted Bauseman				Bill Conaway
1930	7-2-1	Branch Bocock	Jim Murphy	1968	3-7-0	Marv Levy	Adin Brown
1931	5-2-2	John Kellison	Otis Douglas				Mike Madden
1932	8-4-0	John Kellison	Hap Halligan	1969	3-7-0	Lou Holtz	Jim Barton
1933	6-5-0	John Kellison	Gerald Quirk				Burt Waite
1934	2-6-0	John Kellison	Joe Bridgers	1970	5-7-0	Lou Holtz (Tangerine Bowl) (SoCon Champs)	Dave Holland
1935	3-4-3	Tommy Dowler	M. Bryant				Jim Cavanaugh
1936	1-8-0	Branch Bocock	Joe Marino	1971	5-6-0	Lou Holtz	Joe Pilch
1937	4-5-0	Branch Bocock	John Coiner				Bob Herb
		H. McGowan		1972	5-6-0	Jim Root	Bruce Hanson
1938	2-7-0	Branch Bocock	Herb Krueger				Jackson Neall
1939	6-2-1	Carl M. Voyles	John Dillard	1973	6-5-0	Jim Root	Paul Scolaro
			Lloyd Phillips				Todd Bushnell
1940	6-2-1	Carl M. Voyles	Charles Gondak	1974	4-7-0	Jim Root	Joe Montgomery
1941	8-2-0	Carl M. Voyles	Bill Goodlow				Randy Rovesti
1942	9-1-1	Carl M. Voyles (SoCon Champs)	Marvin Bass	1975	2-9-0	Jim Root	Mike Stewart
1944	5-2-1	Rube McCray	John Clowes				Dick Pawlewicz
1945	6-3-0	Rube McCray	Eugene Holloway	1976	7-4-0	Jim Root	Craig McCurdy
1946	8-2-0	Rube McCray	Denver Mills				Paul Krus
1947	9-2-0	Rube McCray	Bob Steckroth				Jack Kroeger
							Jeff Hosmer

Tribe Football

National Semifinalists • 2004 & 2009

1977	6-5-0	Jim Root	Joe Agee Keith Fimian	1995	7-4	Jimmye Laycock	Terry Hammons Jim Simpkins
1978	5-5-1	Jim Root	Melvin Martin Jim Ryan	1996	10-3	Jimmye Laycock (NCAA Playoffs, A-10 Champs)	Josh Beyer Stefon Moody
1979	4-7-0	Jim Root	Tom Rozantz Steve Shull Bill Scott	1997	7-4	Jimmye Laycock	Sean McDermott Mike McGowan
1980	2-9-0	Jimmye Laycock	Steve McNamee Dennis Fitzpatrick	1998	7-4	Jimmye Laycock	Pete Coyne Dan Rossettini
1981	5-6-0	Jimmye Laycock	Owen Costello Chris Garrity	1999	6-5	Jimmye Laycock	Jude Waddy Sean Reid
1982	3-8-0	Jimmye Laycock	Wayne MacMasters Kurt Wrigley	2000	5-6	Jimmye Laycock	Mike Cook Greg Whirley
1983	6-5-0	Jimmye Laycock	Steve Zeuli Bernie Marrazzo	2001	8-4	Jimmye Laycock (NCAA Playoffs, A-10 Champs)	Tim Engel Chris Morris
1984	6-5-0	Jimmye Laycock	Mark Kelso Bobby Wright Bobby Crane	2002	6-5	Jimmye Laycock	Raheem Walker Ed Zaptin
1985	7-4-0	Jimmye Laycock	Lee Glenn Bob Solderitch Todd Leeson	2003	5-5	Jimmye Laycock	Todd Greineder Matt Mazefsky
1986	9-3-0	Jimmye Laycock (NCAA Playoffs)	Graeme Miller Dave Pocka Dave Szydlak	2004	11-3	Jimmye Laycock (NCAA Playoffs, A-10 Champs)	Chris Rosier Raheem Walker
1987	5-6-0	Jimmye Laycock	Michael Clemons Joe Monaco Dave Szydlak	2005	5-6	Jimmye Laycock	Nick Gilliland Marc Mattheie
1988	6-4-1	Jimmye Laycock (Epson Ivy Bowl Win)	Dave Wiley John Brosnahan Dave Wiley	2006	3-8	Jimmye Laycock	Mohammed Youssofi Dwight Beard
1989	8-3-1	Jimmye Laycock (NCAA Playoffs)	Craig Argo Greg Kimball Alan Garlic	2007	4-7	Jimmye Laycock	David Corley, Jr. Mohammed Youssofi
1990	10-3	Jimmye Laycock (NCAA Playoffs)	Brad Uhl Mac Partlow Reggie White	2008	7-4	Jimmye Laycock	Marques Bobo Rich Musinski
1991	5-6	Jimmye Laycock	Tyrone Shelton Tom Dexter Robert Green	2009	11-3	Jimmye Laycock (NCAA Playoffs)	Lang Campbell Wade Harrell
1992	9-2	Jimmye Laycock (Epson Ivy Bowl Win)	Chris Hakel Jeff Nielsen Joe Person				Josh Lustig Travis McLaurin
1993	9-3	Jimmye Laycock (NCAA Playoffs)	Palmer Scarritt Alex Utecht Todd Durkin				Pat Mulloy Adam O'Connor
1994	8-3	Jimmye Laycock	Eric Lambert Craig Staub Tom Walters				Elijah Brooks Trevor McLaurin
			Greg Applewhite Mike Tomlin				Cody Morris Alan Wheeling

HISTORY | ALL-TIME COACHES & CAPTAINS

ALL-TIME W&M COACHES AND RECORDS

R. Armstrong, 1896	0-2
W.J. King, 1897-98; 1900	2-4
W.H. Burke, 1899	2-3
H.J. Duvall, 1903	1-3
J.M. Blanchard, 1904-05; 1910	6-14-1
H.W. Withers, 1906	3-7
James Barry, 1907	6-4
G.E. O'Hearn, 1908-09	10-10-1
W.J. Young, 1911-12	1-12-2
D.W. Draper, 1913-15	1-21-2
S.H. Hubbard, 1916	2-5-2
H.J. Young, 1917	3-5
V.M. Geddy, 1918	0-2
J.G. Driver, 1919-20	6-11-1
W.E. Fincher, 1921	4-3-1
Bill Ingram, 1922	6-3
J.W. Tasker, 1923-27	30-17-2
Branch Boccock, 1928-30; 1936-38	28-29-3
John Kellison, 1931-34	21-17-2
Tommy Dowler, 1935	3-4-3

Carl Voyles, 1939-42	29-7-3
Rube McCray, 1944-50	45-22
Marvin Bass, 1951	7-3
Jack Freeman, 1952-56	14-29-5
Milt Drewer, 1957-63	21-48-2
Marv Levy, 1964-68	23-25-2
Lou Holtz, 1969-71	13-20
Jim Root, 1972-79	39-48-1
Jimmye Laycock, 1980-Present	200-141-2

TRIBE HEAD COACHING RECORDS

COACHING VICTORIES

1. Jimmye Laycock	200
2. Rube McCray	45
3. Jim Root	39
4. J.W. Tasker	30
5. Carl Voyles	29

COACHING WIN PCT.

1. Carl Voyles	.782
2. Rube McCray	.671
3. J.W. Tasker	.622
4. Jimmye Laycock	.586
5. John Kellison	.537

LONGEST TENURE

1. Jimmye Laycock	30
2. Jim Root	8
3. Rube McCray	7
4. Milt Drewer	6
5. Marv Levy	5
J.W. Tasker	5
Jack Freeman	5

Tribe Football

National Semifinalists • 2004 & 2009

ALL-TIME SERIES RESULTS | HISTORY



Lang Campbell ('05) threw for 322 yards and accounted for four touchdowns (two passing/two rushing) in the Tribe's last contest against North Carolina in 2004.



In a series that dates back to 1905, this year's contest between W&M and VMI will mark the 87th time the two teams have lined up against each other.

Teams	W	L	T	W&M Points	Opp Points
Albright	2	0	0	54	0
American	1	0	0	38	0
Appalachian State	2	1	0	59	62
Arkansas	2	1	0	48	21
Army	0	4	0	19	129
Baltimore City College	1	0	0	6	5
Boston College	0	3	1	60	90
Boston University	7	4	1	298	252
Bowling Green	1	0	0	20	0
Brambleton AC	1	0	1	10	0
Bridgewater	5	0	0	380	0
Brown	1	1	0	73	29
Bucknell	4	0	0	153	36
Capitol City AC	1	0	0	6	4
Catawba	1	0	0	19	6
Catholic University	1	3	0	61	65
Central Connecticut St.	1	0	0	33	14
Central Florida	0	3	0	78	143
Chattanooga	1	1	0	16	18
Cincinnati	1	3	0	55	114
The Citadel	18	7	0	520	339
Colgate	6	3	0	273	206
Columbia	0	1	0	10	13
Concord State	1	0	0	13	7
Connecticut	4	1	0	143	76
Dartmouth	6	1	0	112	102
Davidson	9	4	1	377	194
Delaware	14	20	0	744	984
Duke (Trinity)	6	1	0	123	70
East Carolina	4	12	1	251	386
East Tennessee	1	1	0	59	77
Emory & Henry	7	2	0	131	48
Episcopal High	1	0	0	9	0
Florida State	1	1	0	9	22
Fort McClellan	1	0	0	61	0
Fort Monroe	3	0	0	66	0

Teams	W	L	T	W&M Points	Opp Points
Fredericksburg	1	0	1	6	0
Furman	7	8	0	254	302
Galludet	2	0	0	59	7
Georgetown	1	2	0	12	75
George Washington	12	9	2	377	258
Georgia	0	1	0	24	59
Georgia Southern	1	0	0	29	28
Georgia Tech	0	1	0	7	33
Guilford	10	0	0	409	13
Hampden-Sydney	16	22	0	421	546
Hampton AC	1	0	0	5	0
Hampton HS	1	0	0	41	0
Hampton University	3	0	0	124	75
Harvard	4	4	2	187	155
Haskell	0	1	0	13	14
Hofstra	2	3	0	95	62
Holy Cross	0	2	0	14	71
Houston	1	1	0	32	49
Indiana	0	1	0	17	25
James Madison	15	17	0	777	771
Jackson State	1	0	0	45	6
*Japan All-Stars	1	0	0	73	3
King	1	0	0	27	0
Lehigh	8	1	0	297	216
Lenoir-Rhyne	2	0	0	63	0
Liberty	4	0	0	141	71
Louisville	1	1	0	42	40
Loyola (Baltimore)	1	0	0	19	0
Lynchburg	3	1	1	125	13
Maine	6	2	0	226	151
Marshall	2	1	1	110	67
Maryland	2	1	0	88	58
Maryland Ag. College	0	1	0	0	17
Massachusetts	4	7	0	254	268
McNeese State	0	1	0	28	34
Merchant Marines	1	0	0	25	7

Tribe Football

National Semifinalists • 2004 & 2009



Jonathan Grimes rushed for 136 yards in last season's 20-17 win against New Hampshire, as W&M improved its all-time record against the Wildcats to 11-2.



This season's contest against Richmond on Nov. 20 will mark the 120th meeting between W&M and UR – "The Oldest Rivalry in the South."

HISTORY | ALL-TIME SERIES RESULTS

Teams	W	L	T	W&M Points	Opp Points
Albright	2	0	0	54	0
American	1	0	0	38	0
Appalachian State	2	1	0	59	62
Arkansas	2	1	0	48	21
Army	0	4	0	19	129
Baltimore City College	1	0	0	6	5
Boston College	0	3	1	60	90
Boston University	7	4	1	298	252
Bowling Green	1	0	0	20	0
Brambleton AC	1	0	1	10	0
Bridgewater	5	0	0	380	0
Brown	1	1	0	73	29
Bucknell	4	0	0	153	36
Capitol City AC	1	0	0	6	4
Catawba	1	0	0	19	6
Catholic University	1	3	0	61	65
Central Connecticut St.	1	0	0	33	14
Central Florida	0	3	0	78	143
Chattanooga	1	1	0	16	18
Cincinnati	1	3	0	55	114
The Citadel	18	7	0	520	339
Colgate	6	3	0	273	206
Columbia	0	1	0	10	13
Concord State	1	0	0	13	7
Connecticut	4	1	0	143	76
Dartmouth	6	1	0	112	102
Davidson	9	4	1	377	194
Delaware	14	20	0	744	984
Duke (Trinity)	6	1	0	123	70
East Carolina	4	12	1	251	386
East Tennessee	1	1	0	59	77
Emory & Henry	7	2	0	131	48
Episcopal High	1	0	0	9	0
Florida State	1	1	0	9	22
Fort McClellan	1	0	0	61	0
Fort Monroe	3	0	0	66	0

Teams	W	L	T	W&M Points	Opp Points
Fredericksburg	1	0	1	6	0
Furman	7	8	0	254	302
Galludet	2	0	0	59	7
Georgetown	1	2	0	12	75
George Washington	12	9	2	377	258
Georgia	0	1	0	24	59
Georgia Southern	1	0	0	29	28
Georgia Tech	0	1	0	7	33
Guilford	10	0	0	409	13
Hampden-Sydney	16	22	0	421	546
Hampton AC	1	0	0	5	0
Hampton HS	1	0	0	41	0
Hampton University	3	0	0	124	75
Harvard	4	4	2	187	155
Haskell	0	1	0	13	14
Hofstra	2	3	0	95	62
Holy Cross	0	2	0	14	71
Houston	1	1	0	32	49
Indiana	0	1	0	17	25
James Madison	15	17	0	777	771
Jackson State	1	0	0	45	6
*Japan All-Stars	1	0	0	73	3
King	1	0	0	27	0
Lehigh	8	1	0	297	216
Lenoir-Rhyne	2	0	0	63	0
Liberty	4	0	0	141	71
Louisville	1	1	0	42	40
Loyola (Baltimore)	1	0	0	19	0
Lynchburg	3	1	1	125	13
Maine	6	2	0	226	151
Marshall	2	1	1	110	67
Maryland	2	1	0	88	58
Maryland Ag. College	0	1	0	0	17
Massachusetts	4	7	0	254	268
McNeese State	0	1	0	28	34
Merchant Marines	1	0	0	25	7

Tribe Football

National Semifinalists • 2004 & 2009

1893 Record: 2-1 Coach: None 4 @ Norfolk YMCA 16 14 Old Dominion Club 4 8 @ Capital City A.C. (Richmond, VA) 4 26 Totals 24	1894 Record: 0-1 Coach: None 0 Hampden-Sydney 28	1895 - no team	1896 Record: 0-2 Coach: R. Armstrong 0 Randolph-Macon 10 0 @ Randolph-Macon 4 0 Totals 14	1897 Record: 0-1 Coach: W.J. King 0 @ George Washington 26	1898 Record: 1-1 Coach: W. J. King 5 Randolph-Macon 0 0 @ Richmond 15 5 Totals 15	1899 Record: 2-3 Coach: W.H. Burke 0 @ Richmond 14 5 Hampden-Sydney 10 0 Portsmouth AC 6 41 Hampton AC 0 6 vs. Baltimore CC (Newport News, VA) 5 52 Totals 35	1900 Record: 1-2 Coach: W.J. King 5 Newport News AC 0 0 Hampden-Sydney 17 0 @ Randolph-Macon 11 5 Totals 28	1901 Record: 2-1-1 Coach: None 11 Old Point Comfort 6 0 Randolph-Macon 0 11 Richmond 27 6 Fredericksburg 0 28 Totals 33	1902 Record: 1-1-1 Coach: None 6 Old Point Comfort 0 0 @ Hampden-Sydney 42 0 vs. St. Vincent's H.S. (Newport News, VA) 0 6 Totals 42	1903 Record: 1-3 Coach: H.J. Duvall 15 Norfolk H.S. 0 0 Old Point Comfort 23 0 vs. Randolph-Macon (Richmond, VA) 39 0 @ Richmond 24 15 Totals 86	1904 Record: 3-3 Coach: J.M. Blanchard 18 Norfolk H.S. 0 36 Portsmouth AC 0 0 @ Virginia Tech 30 5 @ Roanoke 6 15 Richmond 6 0 Randolph-Macon 6 69 Totals 48	1905 Record: 2-4-1 Coach: J.M. Blanchard 6 Hampton AC 0 0 @ Richmond 0 4 @ Richmond 0 0 @ VMI 23 0 Maryland A&M (Maryland) 17 5 @ Richmond 23 0 vs. Randolph-Macon (Richmond, VA) 27 15 Totals 90	1906 Record: 2-6 Coach: H.W. Withers 0 vs. Virginia Tech (Roanoke, VA) 12 0 @ Virginia Tech 28 10 Norfolk H.S. 0 0 @ N.C. State 40 10 Brambleton 0 0 Richmond 24 4 Randolph-Macon 6 0 vs. Richmond (Newport News, VA) 6 30 Totals 160	1907 Record: 6-3 Coach: James H. Barry 0 @ VMI 58 4 vs. Randolph-Macon (Norfolk, VA) 0 0 @ North Carolina 14 16 Old Point Comfort 6 19 vs. Med. College of VA (Petersburg, VA) 0 15 Ft. Monroe 0 12 @ Randolph-Macon 4 4 @ Hampden-Sydney 0 0 vs. Richmond (Newport News, VA) 48 70 Totals 143	1908 Record: 4-6-1 Coach: G.E. O'Hearn 0 @ Virginia 11 0 @ VMI 21 0 @ N.C. State 24 0 vs. Randolph-Macon (Petersburg, VA) 6 0 Brambleton 0 0 vs. Hampden-Sydney (Petersburg, VA) 10 5 Ft. Monroe 0 0 @ Randolph-Macon 15 21 @ Richmond 18 17 vs. Hampden-Sydney (Newp. News, VA) 0 6 vs. St. Vincent's Acad. (Newp. News, VA) 5 49 Totals 110	1909 Record: 6-4 Coach: G.E. O'Hearn 0 @ Virginia 30 3 Norfolk Collegians 0 0 @ VMI 6 6 Medical College of Virginia 0 9 Episcopal H.S. 0 3 vs. Randolph-Macon (Richmond, VA) 15 3 @ Hampden-Sydney 22 11 @ Norfolk H.S. 0 15 @ Richmond 0 15 @ Hampden-Sydney 8 65 Totals 81	1910 Record: 1-7-1 Coach: J.M. Blanchard 0 @ Virginia 10 3 Univ. Col. of Medicine 5 5 Norfolk H.S. 5 0 @ VMI 33 0 @ Norfolk Collegian 41 6 Hampden-Sydney 17 2 Randolph-Macon 11 6 St. Vincent's Acad. 18 18 @ Richmond 6 40 Totals 115	1911 Record: 1-5-2 Coach: W.J. Young 0 @ Virginia 81 0 @ Georgetown 66 0 Univ. Col. of Medicine 0 0 Fredericksburg College 0 0 Va. Medical 6 11 vs. Randolph-Macon (Newp. News, VA) 14 3 Richmond 0 0 @ Hampden-Sydney 19 14 Totals 186	1912 Record: 0-7 Coach: W.J. Young 0 @ Virginia 60 0 @ Norfolk Academy 13 0 Univ. Col. of Medicine 20 0 Va. Medical 66 0 Randolph-Macon 20 0 @ Richmond 20 0 vs. Hampden-Sydney (Petersburg, VA) 27 0 Totals 226	1913 Record: 0-5-1 Coach: D.W. Draper 3 @ VMI 33 0 Richmond Blues 0 3 @ Randolph-Macon 37 13 vs. Richmond (Newport News, VA) 20 0 @ Hampden-Sydney 32 13 Richmond 20 51 Totals 157	1914 Record: 1-7 Coach: D.W. Draper 9 Richmond Blues 13 0 @ VMI 38 10 Randolph-Macon 7 3 Richmond 7 0 vs. Hampden-Sydney (Newp. News, VA) 19 0 @ Randolph-Macon 63 0 Hampden-Sydney 41 0 @ Richmond 32 22 Totals 220	1915 Record: 0-9-1 Coach: D.W. Draper 0 Union Theo. Sem. 7 6 @ VMI 19 0 Richmond Blues 0 0 @ Hampden-Sydney 28 0 Richmond 28 7 @ Randolph-Macon 34 0 vs. Hampden-Sydney (Newp. News, VA) 38 7 Randolph-Macon 15 0 @ Richmond 45 0 @ Delaware 93 20 Totals 306	1916 Record: 2-5-2 Coach: S.H. Hubbard 7 Union Theo. Sem. 0 0 @ VMI 66 13 @ Portsmouth Naval 13 0 Randolph-Macon 17 0 @ Richmond 48 0 Hampden-Sydney 31 14 @ Randolph-Macon 7 0 Richmond 0 0 vs. Hampden-Sydney (Norfolk, VA) 9 34 Totals 191	1917 Record: 3-5 Coach: H.J. Young 0 @ VMI 53 0 @ Richmond 28 13 Randolph-Macon 0 0 @ Hampden-Sydney 21 7 @ Emory & Henry 0 21 @ Randolph-Macon 6 0 Richmond 19 0 vs. Hampden-Sydney (Newp. News, VA) 32 41 Totals 159	1918 Record: 0-2 Coach: V.M. Geddy 0 @ Lynchburg College 13 0 Richmond 7 0 Totals 20
---	---	----------------	--	---	--	---	---	--	--	---	---	---	--	--	---	---	---	--	--	---	---	--	---	---	---

Tribe Football

National Semifinalists • 2004 & 2009

1919 Record: 2-6-1 Coach: J. G. Driver	1924 Record: 5-2-1 Coach: J.W. Tasker	1929 Record: 8-2 Coach: Branch Bocock	1933 Record: 6-5 Coach: John Kellison
0 @ Lynchburg College 0	7 @ Navy 14	19 St. John's 0	7 Roanoke 6
3 vs. VMI (Richmond, VA) 21	7 @ Syracuse 24	0 @ Navy 15	12 Randolph-Macon 0
7 Richmond 0	27 Randolph-Macon 7	7 @ Emory & Henry 6	0 @ Navy 12
3 Randolph-Macon 0	21 vs. Trinity (Duke) (Norfolk, VA) 3	14 vs. Virginia Tech (Richmond, VA) 25	0 @ Washington & Lee 7
3 vs. Hampden-Sydney (Norfolk, VA) 7	27 vs. King (Richmond, VA) 0	59 Bridgewater 0	7 Virginia Tech 13
0 @ Richmond 17	27 Albright 0	51 George Washington 6	37 Guilford 7
6 vs. Randolph-Macon (Richmond, VA) 7	7 vs. Roanoke (Newport News, VA) 7	19 @ Roanoke 6	12 @ Georgetown 6
6 Hampden-Sydney 7	20 @ Richmond 6	36 Catholic University 13	14 vs. VMI (Norfolk, VA) 0
0 @ Richmond 21	170 Totals 61	25 @ Richmond 0	6 @ Emory & Henry 25
28 Totals 80		20 @ Hampden-Sydney 6	7 Davidson 12
		250 Totals 77	6 @ Richmond 0
			108 Totals 88
1920 Record: 4-5 Coach: J.G. Driver	1925 Record: 6-4 Coach: J.W. Tasker	1930 Record: 7-2-1 Coach: Branch Bocock	1934 Record: 2-6 Coach: John Kellison
0 @ Virginia 27	44 Lenoir-Rhyne 0	24 Guilford 0	7 @ Navy 20
0 @ Virginia Tech 21	0 @ Navy 25	6 @ Navy 19	20 Emory & Henry 8
14 vs. Galludet (Richmond, VA) 7	0 @ Syracuse 33	19 Wofford 0	0 vs. Virginia Tech (Richmond, VA) 6
36 Lynchburg College 0	54 vs. Randolph-Macon (Richmond, VA) 0	6 vs. Virginia Tech (Richmond, VA) 7	0 @ Georgetown 3
34 Union Theo. Sem. 0	35 vs. Duke (Norfolk, VA) 0	81 Bridgewater 0	15 Roanoke 6
0 vs. Richmond (Norfolk, VA) 13	7 @ Harvard 14	13 @ Harvard 13	6 vs. VMI (Norfolk, VA) 13
0 @ N.C. A and E 81	27 Albright 0	39 Roanoke 0	0 Washington & Lee 7
34 vs. Randolph-Macon (Richmond, VA) 0	13 vs. Haskell (Richmond, VA) 14	27 Emory & Henry 0	0 @ Richmond 6
7 vs. Hampden-Sydney (Newp. News, VA) 14	23 @ Roanoke 0	19 @ Richmond 0	48 Totals 69
125 Totals 163	14 @ Richmond 0	13 vs. Hampden-Sydney (Richmond, VA) 0	
	230 Totals 86	247 Totals 39	
1921 Record: 4-3-1 Coach: W.E. Fincher	1926 SOUTHERN TITLE Record: 7-3 Coach: J.W. Tasker	1931 Record: 5-2-2 Coach: John Kellison	1935 ... CARY FIELD OPENS ... Record: 3-4-3 Coach: Tommy Dowler
0 @ Virginia Tech 14	35 Randolph-Macon 0	32 Guilford 0	0 Virginia 0
12 @ Trinity (Duke) 0	7 19 Loyola 0	6 @ Navy 13	0 @ Navy 30
7 vs. George Washington (Norfolk, VA) 7	0 @ Syracuse 35	9 Randolph-Macon 2	0 @ Army 14
21 vs. Wake Forest (Norfolk, VA) 14	7 @ Harvard 27	6 vs. Virginia Tech (Richmond, VA) 6	0 vs. Virginia Tech (Richmond, VA) 0
35 Randolph-Macon 0	14 George Washington 0	95 Bridgewater 0	44 Guilford 0
13 vs. Catholic (Newport News, VA) 27	0 48 vs. Lynchburg (Newport News, VA) 0	0 vs. Washington & Lee (Norfolk, VA) 0	14 Roanoke 7
76 Union Theo. Sem. 0	10 @ Columbia 13	13 @ Roanoke 6	0 VMI 19
7 @ Richmond 17	13 vs. Wake Forest (Norfolk, VA) 6	24 @ Emory & Henry 0	0 @ Dartmouth 34
171 Totals 79	14 @ Richmond 0	2 @ Richmond 6	22 Emory & Henry 0
	9 @ Chattanooga 6	187 Totals 33	6 @ Richmond 6
	169 Totals 87		86 Totals 110
1922 Record: 6-3 Coach: Bill Ingram	1927 Record: 4-5-1 Coach: J.W. Tasker	932 Record: 8-4 Coach: John Kellison	1936 Record: 1-8 Coach: Branch Bocock
7 @ Penn State 27	0 Catholic University 12	6 Roanoke 0	6 @ Navy 18
6 @ Virginia Tech 20	0 @ Syracuse 18	27 Randolph-Macon 13	0 vs. Virginia (Norfolk, VA) 7
33 Randolph-Macon 7	0 19 Lenoir-Rhyne 0	6 @ Navy 0	0 vs. Virginia Tech (Richmond, VA) 14
13 vs. Trinity (Duke) (Norfolk, VA) 7	0 14 vs. Quantico (Newport News, VA) 20	0 Guilford 0	38 Guilford 0
32 vs. Hampden-Sydney (Richmond, VA) 6	13 Concord St. 7	0 vs. Virginia Tech (Richmond, VA) 7	0 Roanoke 13
18 vs. Wake Forest (Norfolk, VA) 0	7 @ Princeton 35	7 vs. Washington & Lee (Norfolk, VA) 0	0 Hampden-Sydney 19
14 Roanoke 0	7 vs. Chattanooga (Newport News, VA) 12	0 @ Army 33	0 VMI 21
45 vs. Gallaudet (Newport News, VA) 0	18 @ Roanoke 7	77 Bridgewater 0	7 vs. Washington & Lee (Norfolk, VA) 13
3 Richmond 13	33 vs. Hampden-Sydney (Norfolk, VA) 7	20 vs. VMI (Norfolk, VA) 7	0 @ Richmond 7
171 Totals 80	0 @ Richmond 0	6 @ George Washington 12	51 Totals 112
	111 Totals 118	18 Emory & Henry 6	
1923 Record: 6-3 Coach: J.W. Tasker	1928 Record: 6-3-2 Coach: Branch Bocock	1937 Record: 4-5 Coach: Branch Bocock	
10 @ Navy 39	41 Lynchburg 0	0 @ Navy 45	
3 @ Syracuse 63	0 Marshall 0	9 vs. VMI (Norfolk, VA) 20	
74 Guilford 0	0 @ Syracuse 32	12 vs. Virginia Tech (Richmond, VA) 0	
21 vs. Trinity (Duke) (Rocky Mount, NC) 0	0 Wake Forest 0	37 Guilford 0	
27 Randolph-Macon 0	12 Catholic University 13	38 American 0	
20 vs. Hampden-Sydney (Norfolk, VA) 0	0 Emory & Henry 3	0 @ Virginia 6	
14 Delaware 0	24 @ George Washington 0	21 Hampden-Sydney 12	
7 @ Roanoke 0	32 vs. Roanoke (Richmond, VA) 6	12 Washington & Lee 14	
27 @ Richmond 6	68 Bridgewater 0	0 @ Richmond 6	
224 Totals 115	34 vs. Hampden-Sydney (Newp. News, VA) 0	129 Totals 103	
	7 @ Richmond 0		
	218 Totals 54		

Tribe Football

National Semifinalists • 2004 & 2009

1938
Record: 2-7
Coach: Branch Bocock

0 @ Navy	26
8 Apprentice School (Newport News)	9
0 @ Virginia Tech	27
45 Guilford	0
0 VMI	14
0 @ Virginia	34
18 Hampden-Sydney	7
0 @ Washington & Lee	27
7 @ Richmond	10
78 Totals	154

1939
Record: 6-2-1
Coach: Carl M. Voyles

31 Guilford	6
6 @ Navy	31
39 @ Apprentice School (Newport News)	6
6 vs. Virginia Tech (Richmond, VA)	6
26 Hampden-Sydney	0
6 vs. Virginia Tech (Norfolk, VA)	26
19 Randolph-Macon	6
18 Washington & Lee	14
7 @ Richmond	0
158 Totals	95

1940
Record: 6-2-1
Coach: Carl M. Voyles

0 vs. N.C. State (Norfolk, VA)	16
7 @ Navy	19
42 Apprentice School (Newport News)	0
20 vs. Virginia Tech (Richmond, VA)	13
41 Hampden-Sydney	0
13 Virginia	6
0 VMI	0
46 Randolph-Macon	6
16 @ Richmond	0
185 Totals	60

1941
Record: 8-2
Coach: Carl M. Voyles

53 Apprentice School (Newport News)	0
0 @ Navy	34
57 Randolph-Macon	7
16 vs. Virginia Tech (Richmond, VA)	7
28 @ Hampden-Sydney	0
48 vs. George Washington (Norfolk, VA)	0
3 @ Dartmouth	0
21 VMI	0
33 @ Richmond	3
0 N.C. State	13
259 Totals	64

1942
Southern Conference Champions
Record: 9-1-1
Coach: Carl M. Voyles

27 vs. Hampden-Sydney (Norfolk, VA)	0
3 @ Navy	0
21 @ Virginia Tech	7
7 @ Harvard	7
61 George Washington	0
35 Dartmouth	14
40 Randolph-Macon	0
27 vs. VMI (Norfolk, VA)	6
0 N.C. Pre-Flight	14
10 @ Richmond	0
14 @ Oklahoma	7
245 Totals	55

1943 - no team

1944
Record: 5-2-1
Coach: Rube McCray

46 Fort Monroe	0
38 vs. Hampden-Sydney (Richmond, VA)	0
0 @ Pennsylvania	46
39 Richmond AB	0
2 vs. N.C. State (Norfolk, VA)	19
0 @ North Carolina	0
26 vs. VMI (Portsmouth, VA)	0
40 @ Richmond	0
191 Totals	65

1945
Record: 6-3
Coach: Rube McCray

19 Catawba	6
13 @ Tennessee	48
38 vs. Virginia Tech (Richmond, VA)	0
13 vs. VMI (Richmond, VA)	9
6 vs. N.C. State (Norfolk, VA)	20
33 @ Maryland	14
0 vs. North Carolina (Norfolk, VA)	6
25 Merchant Marine	7
33 @ Richmond	0
180 Totals	110

1946
Record: 8-2
Coach: Rube McCray

61 Fort McClelland	0
3 @ Miami (Fla.)	13
51 @ The Citadel	12
49 Virginia Tech	0
34 vs. Washington & Lee (Roanoke, VA)	18
41 VMI	0
41 Maryland	7
7 vs. North Carolina (Richmond, VA)	21
20 @ George Washington	0
40 @ Richmond	0
347 Totals	71

1947
Southern Conference Champions
DIXIE BOWL
Record: 9-2
Coach: Rube McCray

21 vs. Davidson (Norfolk, VA)	0
56 The Citadel	7
21 vs. Virginia Tech (Richmond, VA)	7
7 North Carolina	13
47 @ Boston University (Fenway Park)	13
21 Wake Forest	0
28 VMI	20
45 vs. Washington & Lee (Roanoke, VA)	6
20 Bowling Green	0
35 @ Richmond	0
DIXIE BOWL (Birmingham, AL)	
19 Arkansas	21
320 Totals	87

1948
DELTA BOWL
Record: 7-2-2
Coach: Rube McCray

14 @ Davidson	6
12 Wake Forest	21
31 vs. VMI (Oyster Bowl - Norfolk, VA)	0
30 @ Virginia Tech	0
6 @ St. Bonaventure	7
14 Richmond	6
7 @ North Carolina	7
14 @ Boston College (Braves Field)	14
26 N.C. State	6
9 @ Arkansas	0
DELTA BOWL (Memphis, TN)	
20 Oklahoma A&M (State)	0
163 Totals	67

1949
Record: 6-4
Coach: Rube McCray

14 @ Houston	13
7 @ Pittsburgh	13
39 Virginia Tech	13
54 VMI	6
13 @ Michigan State	42
28 @ Wake Forest	55
34 @ Richmond	0
14 North Carolina	20
20 @ Arkansas	0
33 N.C. State	7
256 Totals	169

1950
Record: 4-7
Coach: Rube McCray

19 vs. VMI (Roanoke, VA)	25
20 Cincinnati	14
0 Wake Forest	47
14 @ Michigan State	33
54 @ Virginia Tech	0
7 @ North Carolina	40
14 @ Boston University	16
0 @ Virginia	13
18 @ Houston	36
34 N.C. State (Oyster Bowl - Norfolk, VA)	0
40 Richmond	6
210 Totals	230

1951
Record: 7-3
Coach: Marvin Bass

34 Boston University	25
7 @ Oklahoma	49
7 VMI	20
7 vs. Wake Forest (Tobac. Bowl - Ric., VA)	6
35 @ N.C. State	28
20 @ Richmond	14
20 @ Pennsylvania	12
28 Virginia Tech	7
14 Duke	13
0 @ Virginia	46
172 Totals	220

1952
Record: 4-5
Coach: Jack Freeman

34 vs. VMI (Roanoke, VA)	13
21 Wake Forest	28
23 @ Penn State	35
0 @ Navy	14
28 @ Boston University	33
42 Richmond	13
34 @ Virginia Tech	15
41 N.C. State	6
13 Virginia	20
236 Totals	177

1953
Record: 5-4-1
Coach: Jack Freeman

16 vs. Wake Forest (Richmond, VA)	14
6 @ Navy	6
7 @ Cincinnati	57
13 Virginia Tech	7
12 George Washington	7
7 @ N.C. State	6
19 vs. VMI (Roanoke, VA)	20
21 @ Richmond	0
7 Washington & Lee	33
14 Boston University	41
122 Totals	191

1954
Record: 4-4-2
Coach: Jack Freeman

0 @ Navy	27
27 @ Pennsylvania	7
0 vs. NC State (Oyster Bowl - Norfolk, VA)	26
14 @ Rutgers	7
13 @ George Washington	13
7 @ Virginia Tech	7
0 vs. VMI (Roanoke, VA)	21
6 West Virginia	20
13 Wake Forest	9
2 @ Richmond	0
82 Totals	137

1955
Record: 1-7-1
Coach: Jack Freeman

0 @ Navy	7
7 Virginia Tech	14
7 @ Duke	47
13 @ West Virginia	39
0 George Washington	16
20 VMI	13
21 @ Wake Forest	13
7 @ NC State	28
6 @ Richmond	6
81 Totals	183

1956
Record: 0-9-1
Coach: Jack Freeman

0 Wake Forest	39
14 @ Navy	39
18 Boston University	18
7 @ Virginia Tech	34
13 West Virginia	20
14 @ George Washington	16
6 vs. VMI (Lynchburg, VA)	20
6 @ Army	34
6 @ Rutgers	20
0 @ Richmond	6
84 Totals	246

Tribe Football

National Semifinalists • 2004 & 2009

<p>1957 Record: 4-6 Coach: Milt Drewler</p> <table border="0"> <tr><td>0</td><td>George Washington</td><td>7</td></tr> <tr><td>6</td><td>@ Navy</td><td>33</td></tr> <tr><td>13</td><td>Virginia Tech</td><td>7</td></tr> <tr><td>13</td><td>@ Penn State</td><td>21</td></tr> <tr><td>13</td><td>VMI</td><td>14</td></tr> <tr><td>0</td><td>@ West Virginia</td><td>19</td></tr> <tr><td>14</td><td>@ The Citadel</td><td>12</td></tr> <tr><td>7</td><td>@ N.C. State</td><td>6</td></tr> <tr><td>38</td><td>Rutgers</td><td>7</td></tr> <tr><td>7</td><td>@ Richmond</td><td>12</td></tr> <tr><td>111</td><td>Totals</td><td>138</td></tr> </table>	0	George Washington	7	6	@ Navy	33	13	Virginia Tech	7	13	@ Penn State	21	13	VMI	14	0	@ West Virginia	19	14	@ The Citadel	12	7	@ N.C. State	6	38	Rutgers	7	7	@ Richmond	12	111	Totals	138	<p>1962 Record: 4-5-1 Coach: Milt Drewler</p> <table border="0"> <tr><td>3</td><td>Virginia Tech</td><td>0</td></tr> <tr><td>7</td><td>Virginia</td><td>19</td></tr> <tr><td>16</td><td>@ Navy</td><td>20</td></tr> <tr><td>29</td><td>@ The Citadel</td><td>23</td></tr> <tr><td>7</td><td>@ Davidson</td><td>7</td></tr> <tr><td>21</td><td>Furman</td><td>7</td></tr> <tr><td>0</td><td>@ VMI</td><td>6</td></tr> <tr><td>13</td><td>@ West Virginia</td><td>28</td></tr> <tr><td>10</td><td>George Washington</td><td>6</td></tr> <tr><td>3</td><td>@ Richmond</td><td>15</td></tr> <tr><td>109</td><td>Totals</td><td>131</td></tr> </table>	3	Virginia Tech	0	7	Virginia	19	16	@ Navy	20	29	@ The Citadel	23	7	@ Davidson	7	21	Furman	7	0	@ VMI	6	13	@ West Virginia	28	10	George Washington	6	3	@ Richmond	15	109	Totals	131	<p>1966 Southern Conference Champions Record: 5-4-1 Coach: Marv Levy</p> <table border="0"> <tr><td>7</td><td>East Carolina</td><td>7</td></tr> <tr><td>13</td><td>@ West Virginia</td><td>24</td></tr> <tr><td>10</td><td>@ George Washington</td><td>3</td></tr> <tr><td>34</td><td>Villanova</td><td>14</td></tr> <tr><td>24</td><td>The Citadel</td><td>6</td></tr> <tr><td>0</td><td>@ Navy</td><td>21</td></tr> <tr><td>22</td><td>@ VMI</td><td>15</td></tr> <tr><td>13</td><td>@ Boston College</td><td>15</td></tr> <tr><td>18</td><td>Virginia Tech</td><td>20</td></tr> <tr><td>35</td><td>@ Richmond</td><td>19</td></tr> <tr><td>176</td><td>Totals</td><td>144</td></tr> </table>	7	East Carolina	7	13	@ West Virginia	24	10	@ George Washington	3	34	Villanova	14	24	The Citadel	6	0	@ Navy	21	22	@ VMI	15	13	@ Boston College	15	18	Virginia Tech	20	35	@ Richmond	19	176	Totals	144	<p>1970 Southern Conference Champions TANGERINE BOWL Record: 5-7 Coach: Lou Holtz</p> <table border="0"> <tr><td>7</td><td>@ West Virginia</td><td>43</td></tr> <tr><td>14</td><td>@ Miami (Fla.)</td><td>36</td></tr> <tr><td>10</td><td>Cincinnati</td><td>17</td></tr> <tr><td>33</td><td>Ohio Wesleyan</td><td>29</td></tr> <tr><td>7</td><td>The Citadel</td><td>16</td></tr> <tr><td>24</td><td>@ VMI</td><td>10</td></tr> <tr><td>6</td><td>@ Virginia</td><td>33</td></tr> <tr><td>14</td><td>Virginia Tech</td><td>35</td></tr> <tr><td>28</td><td>Connecticut</td><td>15</td></tr> <tr><td>29</td><td>@ Davidson</td><td>28</td></tr> <tr><td>34</td><td>@ Richmond</td><td>33</td></tr> <tr><td colspan="3">TANGERINE BOWL</td></tr> <tr><td>12</td><td>Toledo</td><td>40</td></tr> <tr><td>218</td><td>Totals</td><td>335</td></tr> </table>	7	@ West Virginia	43	14	@ Miami (Fla.)	36	10	Cincinnati	17	33	Ohio Wesleyan	29	7	The Citadel	16	24	@ VMI	10	6	@ Virginia	33	14	Virginia Tech	35	28	Connecticut	15	29	@ Davidson	28	34	@ Richmond	33	TANGERINE BOWL			12	Toledo	40	218	Totals	335
0	George Washington	7																																																																																																																																														
6	@ Navy	33																																																																																																																																														
13	Virginia Tech	7																																																																																																																																														
13	@ Penn State	21																																																																																																																																														
13	VMI	14																																																																																																																																														
0	@ West Virginia	19																																																																																																																																														
14	@ The Citadel	12																																																																																																																																														
7	@ N.C. State	6																																																																																																																																														
38	Rutgers	7																																																																																																																																														
7	@ Richmond	12																																																																																																																																														
111	Totals	138																																																																																																																																														
3	Virginia Tech	0																																																																																																																																														
7	Virginia	19																																																																																																																																														
16	@ Navy	20																																																																																																																																														
29	@ The Citadel	23																																																																																																																																														
7	@ Davidson	7																																																																																																																																														
21	Furman	7																																																																																																																																														
0	@ VMI	6																																																																																																																																														
13	@ West Virginia	28																																																																																																																																														
10	George Washington	6																																																																																																																																														
3	@ Richmond	15																																																																																																																																														
109	Totals	131																																																																																																																																														
7	East Carolina	7																																																																																																																																														
13	@ West Virginia	24																																																																																																																																														
10	@ George Washington	3																																																																																																																																														
34	Villanova	14																																																																																																																																														
24	The Citadel	6																																																																																																																																														
0	@ Navy	21																																																																																																																																														
22	@ VMI	15																																																																																																																																														
13	@ Boston College	15																																																																																																																																														
18	Virginia Tech	20																																																																																																																																														
35	@ Richmond	19																																																																																																																																														
176	Totals	144																																																																																																																																														
7	@ West Virginia	43																																																																																																																																														
14	@ Miami (Fla.)	36																																																																																																																																														
10	Cincinnati	17																																																																																																																																														
33	Ohio Wesleyan	29																																																																																																																																														
7	The Citadel	16																																																																																																																																														
24	@ VMI	10																																																																																																																																														
6	@ Virginia	33																																																																																																																																														
14	Virginia Tech	35																																																																																																																																														
28	Connecticut	15																																																																																																																																														
29	@ Davidson	28																																																																																																																																														
34	@ Richmond	33																																																																																																																																														
TANGERINE BOWL																																																																																																																																																
12	Toledo	40																																																																																																																																														
218	Totals	335																																																																																																																																														
<p>1958 Record: 2-6-1 Coach: Milt Drewler</p> <table border="0"> <tr><td>0</td><td>@ Navy</td><td>14</td></tr> <tr><td>15</td><td>@ Virginia Tech</td><td>27</td></tr> <tr><td>6</td><td>vs. VMI (<i>Bluefield, WV</i>)</td><td>6</td></tr> <tr><td>13</td><td>N.C. State</td><td>6</td></tr> <tr><td>0</td><td>@ George Washington</td><td>7</td></tr> <tr><td>7</td><td>@ Boston University</td><td>33</td></tr> <tr><td>7</td><td>Davidson</td><td>16</td></tr> <tr><td>6</td><td>West Virginia</td><td>55</td></tr> <tr><td>18</td><td>@ Richmond</td><td>15</td></tr> <tr><td>72</td><td>Totals</td><td>179</td></tr> </table>	0	@ Navy	14	15	@ Virginia Tech	27	6	vs. VMI (<i>Bluefield, WV</i>)	6	13	N.C. State	6	0	@ George Washington	7	7	@ Boston University	33	7	Davidson	16	6	West Virginia	55	18	@ Richmond	15	72	Totals	179	<p>1963 Record: 4-6 Coach: Milt Drewler</p> <table border="0"> <tr><td>7</td><td>@ The Citadel</td><td>0</td></tr> <tr><td>0</td><td>@ Navy</td><td>28</td></tr> <tr><td>27</td><td>@ Furman</td><td>17</td></tr> <tr><td>16</td><td>West Virginia</td><td>20</td></tr> <tr><td>13</td><td>@ Virginia Tech</td><td>28</td></tr> <tr><td>14</td><td>George Washington</td><td>32</td></tr> <tr><td>6</td><td>VMI</td><td>26</td></tr> <tr><td>7</td><td>@ Virginia</td><td>9</td></tr> <tr><td>34</td><td>Davidson</td><td>5</td></tr> <tr><td>29</td><td>@ Richmond</td><td>6</td></tr> <tr><td>153</td><td>Totals</td><td>171</td></tr> </table>	7	@ The Citadel	0	0	@ Navy	28	27	@ Furman	17	16	West Virginia	20	13	@ Virginia Tech	28	14	George Washington	32	6	VMI	26	7	@ Virginia	9	34	Davidson	5	29	@ Richmond	6	153	Totals	171	<p>1967 Record: 5-4-1 Coach: Marv Levy</p> <table border="0"> <tr><td>38</td><td>Quantico</td><td>7</td></tr> <tr><td>7</td><td>East Carolina</td><td>27</td></tr> <tr><td>7</td><td>@ Virginia Tech</td><td>31</td></tr> <tr><td>12</td><td>@ Vanderbilt</td><td>14</td></tr> <tr><td>33</td><td>vs. VMI (<i>Tobacco Bowl - Richmond, VA</i>)</td><td>28</td></tr> <tr><td>25</td><td>@ Ohio</td><td>22</td></tr> <tr><td>27</td><td>@ Navy</td><td>16</td></tr> <tr><td>24</td><td>@ The Citadel</td><td>0</td></tr> <tr><td>16</td><td>West Virginia</td><td>16</td></tr> <tr><td>7</td><td>Richmond</td><td>16</td></tr> <tr><td>196</td><td>Totals</td><td>177</td></tr> </table>	38	Quantico	7	7	East Carolina	27	7	@ Virginia Tech	31	12	@ Vanderbilt	14	33	vs. VMI (<i>Tobacco Bowl - Richmond, VA</i>)	28	25	@ Ohio	22	27	@ Navy	16	24	@ The Citadel	0	16	West Virginia	16	7	Richmond	16	196	Totals	177	<p>1971 Record: 5-6 Coach: Lou Holtz</p> <table border="0"> <tr><td>35</td><td>@ The Citadel</td><td>28</td></tr> <tr><td>28</td><td>@ East Carolina</td><td>10</td></tr> <tr><td>40</td><td>Davidson</td><td>14</td></tr> <tr><td>14</td><td>@ Tulane</td><td>3</td></tr> <tr><td>23</td><td>West Virginia</td><td>28</td></tr> <tr><td>30</td><td>@ Virginia Tech</td><td>41</td></tr> <tr><td>12</td><td>VMI</td><td>7</td></tr> <tr><td>35</td><td>@ North Carolina</td><td>36</td></tr> <tr><td>29</td><td>@ Wake Forest</td><td>36</td></tr> <tr><td>13</td><td>@ Temple</td><td>17</td></tr> <tr><td>19</td><td>Richmond</td><td>21</td></tr> <tr><td>278</td><td>Totals</td><td>241</td></tr> </table>	35	@ The Citadel	28	28	@ East Carolina	10	40	Davidson	14	14	@ Tulane	3	23	West Virginia	28	30	@ Virginia Tech	41	12	VMI	7	35	@ North Carolina	36	29	@ Wake Forest	36	13	@ Temple	17	19	Richmond	21	278	Totals	241									
0	@ Navy	14																																																																																																																																														
15	@ Virginia Tech	27																																																																																																																																														
6	vs. VMI (<i>Bluefield, WV</i>)	6																																																																																																																																														
13	N.C. State	6																																																																																																																																														
0	@ George Washington	7																																																																																																																																														
7	@ Boston University	33																																																																																																																																														
7	Davidson	16																																																																																																																																														
6	West Virginia	55																																																																																																																																														
18	@ Richmond	15																																																																																																																																														
72	Totals	179																																																																																																																																														
7	@ The Citadel	0																																																																																																																																														
0	@ Navy	28																																																																																																																																														
27	@ Furman	17																																																																																																																																														
16	West Virginia	20																																																																																																																																														
13	@ Virginia Tech	28																																																																																																																																														
14	George Washington	32																																																																																																																																														
6	VMI	26																																																																																																																																														
7	@ Virginia	9																																																																																																																																														
34	Davidson	5																																																																																																																																														
29	@ Richmond	6																																																																																																																																														
153	Totals	171																																																																																																																																														
38	Quantico	7																																																																																																																																														
7	East Carolina	27																																																																																																																																														
7	@ Virginia Tech	31																																																																																																																																														
12	@ Vanderbilt	14																																																																																																																																														
33	vs. VMI (<i>Tobacco Bowl - Richmond, VA</i>)	28																																																																																																																																														
25	@ Ohio	22																																																																																																																																														
27	@ Navy	16																																																																																																																																														
24	@ The Citadel	0																																																																																																																																														
16	West Virginia	16																																																																																																																																														
7	Richmond	16																																																																																																																																														
196	Totals	177																																																																																																																																														
35	@ The Citadel	28																																																																																																																																														
28	@ East Carolina	10																																																																																																																																														
40	Davidson	14																																																																																																																																														
14	@ Tulane	3																																																																																																																																														
23	West Virginia	28																																																																																																																																														
30	@ Virginia Tech	41																																																																																																																																														
12	VMI	7																																																																																																																																														
35	@ North Carolina	36																																																																																																																																														
29	@ Wake Forest	36																																																																																																																																														
13	@ Temple	17																																																																																																																																														
19	Richmond	21																																																																																																																																														
278	Totals	241																																																																																																																																														
<p>1959 Record: 4-6 Coach: Milt Drewler</p> <table border="0"> <tr><td>37</td><td>@ Virginia</td><td>0</td></tr> <tr><td>2</td><td>@ Navy</td><td>29</td></tr> <tr><td>14</td><td>vs. Virginia Tech (<i>Roanoke, VA</i>)</td><td>20</td></tr> <tr><td>7</td><td>Furman</td><td>8</td></tr> <tr><td>7</td><td>vs. VMI (<i>Oyster Bowl - Norfolk, VA</i>)</td><td>26</td></tr> <tr><td>14</td><td>George Washington</td><td>7</td></tr> <tr><td>13</td><td>The Citadel</td><td>38</td></tr> <tr><td>25</td><td>@ Davidson</td><td>7</td></tr> <tr><td>9</td><td>@ Florida State</td><td>0</td></tr> <tr><td>12</td><td>@ Richmond</td><td>20</td></tr> <tr><td>140</td><td>Totals</td><td>155</td></tr> </table>	37	@ Virginia	0	2	@ Navy	29	14	vs. Virginia Tech (<i>Roanoke, VA</i>)	20	7	Furman	8	7	vs. VMI (<i>Oyster Bowl - Norfolk, VA</i>)	26	14	George Washington	7	13	The Citadel	38	25	@ Davidson	7	9	@ Florida State	0	12	@ Richmond	20	140	Totals	155	<p>1964 Record: 4-6 Coach: Marv Levy</p> <table border="0"> <tr><td>14</td><td>@ VMI</td><td>12</td></tr> <tr><td>6</td><td>@ Navy</td><td>35</td></tr> <tr><td>7</td><td>@ Pittsburgh</td><td>34</td></tr> <tr><td>21</td><td>Furman</td><td>14</td></tr> <tr><td>10</td><td>The Citadel</td><td>0</td></tr> <tr><td>0</td><td>@ George Washington</td><td>21</td></tr> <tr><td>20</td><td>Virginia Tech</td><td>27</td></tr> <tr><td>13</td><td>Virginia</td><td>14</td></tr> <tr><td>14</td><td>@ West Virginia</td><td>24</td></tr> <tr><td>33</td><td>@ Richmond</td><td>13</td></tr> <tr><td>138</td><td>Totals</td><td>194</td></tr> </table>	14	@ VMI	12	6	@ Navy	35	7	@ Pittsburgh	34	21	Furman	14	10	The Citadel	0	0	@ George Washington	21	20	Virginia Tech	27	13	Virginia	14	14	@ West Virginia	24	33	@ Richmond	13	138	Totals	194	<p>1968 Record: 3-7 Coach: Marv Levy</p> <table border="0"> <tr><td>14</td><td>@ East Carolina</td><td>0</td></tr> <tr><td>0</td><td>Virginia Tech</td><td>12</td></tr> <tr><td>3</td><td>@ Pittsburgh</td><td>14</td></tr> <tr><td>0</td><td>Ohio</td><td>41</td></tr> <tr><td>0</td><td>vs. West Virginia (<i>Tob. Bowl - Ric., VA</i>)</td><td>20</td></tr> <tr><td>20</td><td>@ VMI</td><td>10</td></tr> <tr><td>33</td><td>Villanova</td><td>12</td></tr> <tr><td>0</td><td>@ Syracuse</td><td>31</td></tr> <tr><td>21</td><td>The Citadel</td><td>24</td></tr> <tr><td>6</td><td>@ Richmond</td><td>31</td></tr> <tr><td>97</td><td>Totals</td><td>195</td></tr> </table>	14	@ East Carolina	0	0	Virginia Tech	12	3	@ Pittsburgh	14	0	Ohio	41	0	vs. West Virginia (<i>Tob. Bowl - Ric., VA</i>)	20	20	@ VMI	10	33	Villanova	12	0	@ Syracuse	31	21	The Citadel	24	6	@ Richmond	31	97	Totals	195	<p>1972 Record: 5-6 Coach: Jim Root</p> <table border="0"> <tr><td>31</td><td>Furman</td><td>7</td></tr> <tr><td>9</td><td>@ Navy</td><td>13</td></tr> <tr><td>17</td><td>@ Villanova</td><td>20</td></tr> <tr><td>31</td><td>The Citadel</td><td>12</td></tr> <tr><td>34</td><td>@ West Virginia</td><td>49</td></tr> <tr><td>17</td><td>Vanderbilt</td><td>21</td></tr> <tr><td>31</td><td>@ VMI</td><td>3</td></tr> <tr><td>17</td><td>vs. Virginia Tech (<i>Tob. Bowl - Ric., VA</i>)</td><td>16</td></tr> <tr><td>56</td><td>@ Davidson</td><td>9</td></tr> <tr><td>15</td><td>East Carolina</td><td>21</td></tr> <tr><td>3</td><td>@ Richmond</td><td>20</td></tr> <tr><td>261</td><td>Totals</td><td>191</td></tr> </table>	31	Furman	7	9	@ Navy	13	17	@ Villanova	20	31	The Citadel	12	34	@ West Virginia	49	17	Vanderbilt	21	31	@ VMI	3	17	vs. Virginia Tech (<i>Tob. Bowl - Ric., VA</i>)	16	56	@ Davidson	9	15	East Carolina	21	3	@ Richmond	20	261	Totals	191						
37	@ Virginia	0																																																																																																																																														
2	@ Navy	29																																																																																																																																														
14	vs. Virginia Tech (<i>Roanoke, VA</i>)	20																																																																																																																																														
7	Furman	8																																																																																																																																														
7	vs. VMI (<i>Oyster Bowl - Norfolk, VA</i>)	26																																																																																																																																														
14	George Washington	7																																																																																																																																														
13	The Citadel	38																																																																																																																																														
25	@ Davidson	7																																																																																																																																														
9	@ Florida State	0																																																																																																																																														
12	@ Richmond	20																																																																																																																																														
140	Totals	155																																																																																																																																														
14	@ VMI	12																																																																																																																																														
6	@ Navy	35																																																																																																																																														
7	@ Pittsburgh	34																																																																																																																																														
21	Furman	14																																																																																																																																														
10	The Citadel	0																																																																																																																																														
0	@ George Washington	21																																																																																																																																														
20	Virginia Tech	27																																																																																																																																														
13	Virginia	14																																																																																																																																														
14	@ West Virginia	24																																																																																																																																														
33	@ Richmond	13																																																																																																																																														
138	Totals	194																																																																																																																																														
14	@ East Carolina	0																																																																																																																																														
0	Virginia Tech	12																																																																																																																																														
3	@ Pittsburgh	14																																																																																																																																														
0	Ohio	41																																																																																																																																														
0	vs. West Virginia (<i>Tob. Bowl - Ric., VA</i>)	20																																																																																																																																														
20	@ VMI	10																																																																																																																																														
33	Villanova	12																																																																																																																																														
0	@ Syracuse	31																																																																																																																																														
21	The Citadel	24																																																																																																																																														
6	@ Richmond	31																																																																																																																																														
97	Totals	195																																																																																																																																														
31	Furman	7																																																																																																																																														
9	@ Navy	13																																																																																																																																														
17	@ Villanova	20																																																																																																																																														
31	The Citadel	12																																																																																																																																														
34	@ West Virginia	49																																																																																																																																														
17	Vanderbilt	21																																																																																																																																														
31	@ VMI	3																																																																																																																																														
17	vs. Virginia Tech (<i>Tob. Bowl - Ric., VA</i>)	16																																																																																																																																														
56	@ Davidson	9																																																																																																																																														
15	East Carolina	21																																																																																																																																														
3	@ Richmond	20																																																																																																																																														
261	Totals	191																																																																																																																																														
<p>1960 Record: 2-8 Coach: Milt Drewler</p> <table border="0"> <tr><td>21</td><td>VMI</td><td>33</td></tr> <tr><td>41</td><td>vs. Virginia (<i>Oyster Bowl - Norfolk, VA</i>)</td><td>21</td></tr> <tr><td>19</td><td>George Washington</td><td>9</td></tr> <tr><td>23</td><td>@ Furman</td><td>25</td></tr> <tr><td>0</td><td>Virginia Tech</td><td>27</td></tr> <tr><td>0</td><td>@ Florida State</td><td>22</td></tr> <tr><td>8</td><td>@ Tulane</td><td>40</td></tr> <tr><td>0</td><td>@ The Citadel</td><td>14</td></tr> <tr><td>8</td><td>@ Vanderbilt</td><td>22</td></tr> <tr><td>0</td><td>@ Richmond</td><td>19</td></tr> <tr><td>120</td><td>Totals</td><td>232</td></tr> </table>	21	VMI	33	41	vs. Virginia (<i>Oyster Bowl - Norfolk, VA</i>)	21	19	George Washington	9	23	@ Furman	25	0	Virginia Tech	27	0	@ Florida State	22	8	@ Tulane	40	0	@ The Citadel	14	8	@ Vanderbilt	22	0	@ Richmond	19	120	Totals	232	<p>1965 Record: 6-4 Coach: Marv Levy</p> <table border="0"> <tr><td>32</td><td>VMI</td><td>21</td></tr> <tr><td>14</td><td>West Virginia</td><td>34</td></tr> <tr><td>7</td><td>@ Virginia Tech</td><td>9</td></tr> <tr><td>14</td><td>@ Navy</td><td>42</td></tr> <tr><td>41</td><td>@ Davidson</td><td>7</td></tr> <tr><td>28</td><td>George Washington</td><td>14</td></tr> <tr><td>3</td><td>vs. So. Miss. (<i>Oyster Bowl - Nor., VA</i>)</td><td>0</td></tr> <tr><td>20</td><td>@ The Citadel</td><td>6</td></tr> <tr><td>17</td><td>@ Boston College</td><td>30</td></tr> <tr><td>21</td><td>Richmond</td><td>0</td></tr> <tr><td>197</td><td>Totals</td><td>163</td></tr> </table>	32	VMI	21	14	West Virginia	34	7	@ Virginia Tech	9	14	@ Navy	42	41	@ Davidson	7	28	George Washington	14	3	vs. So. Miss. (<i>Oyster Bowl - Nor., VA</i>)	0	20	@ The Citadel	6	17	@ Boston College	30	21	Richmond	0	197	Totals	163	<p>1969 Record: 3-7 Coach: Lou Holtz</p> <table border="0"> <tr><td>18</td><td>@ Cincinnati</td><td>26</td></tr> <tr><td>7</td><td>@ Temple</td><td>6</td></tr> <tr><td>15</td><td>Virginia</td><td>28</td></tr> <tr><td>21</td><td>@ The Citadel</td><td>14</td></tr> <tr><td>15</td><td>Davidson</td><td>17</td></tr> <tr><td>25</td><td>VMI</td><td>17</td></tr> <tr><td>7</td><td>vs. Virginia Tech (<i>Roanoke, VA</i>)</td><td>48</td></tr> <tr><td>0</td><td>West Virginia</td><td>31</td></tr> <tr><td>21</td><td>@ Villanova</td><td>35</td></tr> <tr><td>17</td><td>Richmond</td><td>28</td></tr> <tr><td>146</td><td>Totals</td><td>250</td></tr> </table>	18	@ Cincinnati	26	7	@ Temple	6	15	Virginia	28	21	@ The Citadel	14	15	Davidson	17	25	VMI	17	7	vs. Virginia Tech (<i>Roanoke, VA</i>)	48	0	West Virginia	31	21	@ Villanova	35	17	Richmond	28	146	Totals	250	<p>1973 Record: 6-5 Coach: Jim Root</p> <table border="0"> <tr><td>31</td><td>@ Virginia Tech</td><td>24</td></tr> <tr><td>27</td><td>@ North Carolina</td><td>34</td></tr> <tr><td>15</td><td>@ Wake Forest</td><td>14</td></tr> <tr><td>24</td><td>@ The Citadel</td><td>12</td></tr> <tr><td>33</td><td>Villanova</td><td>21</td></tr> <tr><td>7</td><td>@ Vanderbilt</td><td>20</td></tr> <tr><td>51</td><td>Davidson</td><td>35</td></tr> <tr><td>45</td><td>VMI</td><td>14</td></tr> <tr><td>3</td><td>@ East Carolina</td><td>34</td></tr> <tr><td>42</td><td>Colgate</td><td>49</td></tr> <tr><td>0</td><td>Richmond</td><td>31</td></tr> <tr><td>278</td><td>Totals</td><td>288</td></tr> </table>	31	@ Virginia Tech	24	27	@ North Carolina	34	15	@ Wake Forest	14	24	@ The Citadel	12	33	Villanova	21	7	@ Vanderbilt	20	51	Davidson	35	45	VMI	14	3	@ East Carolina	34	42	Colgate	49	0	Richmond	31	278	Totals	288						
21	VMI	33																																																																																																																																														
41	vs. Virginia (<i>Oyster Bowl - Norfolk, VA</i>)	21																																																																																																																																														
19	George Washington	9																																																																																																																																														
23	@ Furman	25																																																																																																																																														
0	Virginia Tech	27																																																																																																																																														
0	@ Florida State	22																																																																																																																																														
8	@ Tulane	40																																																																																																																																														
0	@ The Citadel	14																																																																																																																																														
8	@ Vanderbilt	22																																																																																																																																														
0	@ Richmond	19																																																																																																																																														
120	Totals	232																																																																																																																																														
32	VMI	21																																																																																																																																														
14	West Virginia	34																																																																																																																																														
7	@ Virginia Tech	9																																																																																																																																														
14	@ Navy	42																																																																																																																																														
41	@ Davidson	7																																																																																																																																														
28	George Washington	14																																																																																																																																														
3	vs. So. Miss. (<i>Oyster Bowl - Nor., VA</i>)	0																																																																																																																																														
20	@ The Citadel	6																																																																																																																																														
17	@ Boston College	30																																																																																																																																														
21	Richmond	0																																																																																																																																														
197	Totals	163																																																																																																																																														
18	@ Cincinnati	26																																																																																																																																														
7	@ Temple	6																																																																																																																																														
15	Virginia	28																																																																																																																																														
21	@ The Citadel	14																																																																																																																																														
15	Davidson	17																																																																																																																																														
25	VMI	17																																																																																																																																														
7	vs. Virginia Tech (<i>Roanoke, VA</i>)	48																																																																																																																																														
0	West Virginia	31																																																																																																																																														
21	@ Villanova	35																																																																																																																																														
17	Richmond	28																																																																																																																																														
146	Totals	250																																																																																																																																														
31	@ Virginia Tech	24																																																																																																																																														
27	@ North Carolina	34																																																																																																																																														
15	@ Wake Forest	14																																																																																																																																														
24	@ The Citadel	12																																																																																																																																														
33	Villanova	21																																																																																																																																														
7	@ Vanderbilt	20																																																																																																																																														
51	Davidson	35																																																																																																																																														
45	VMI	14																																																																																																																																														
3	@ East Carolina	34																																																																																																																																														
42	Colgate	49																																																																																																																																														
0	Richmond	31																																																																																																																																														
278	Totals	288																																																																																																																																														
<p>1961 Record: 1-9 Coach: Milt Drewler</p> <table border="0"> <tr><td>6</td><td>vs. Virginia Tech (<i>Roanoke, VA</i>)</td><td>20</td></tr> <tr><td>6</td><td>@ Virginia</td><td>21</td></tr> <tr><td>6</td><td>@ Navy</td><td>44</td></tr> <tr><td>19</td><td>Furman</td><td>6</td></tr> <tr><td>8</td><td>The Citadel</td><td>10</td></tr> <tr><td>12</td><td>@ George Washington</td><td>49</td></tr> <tr><td>7</td><td>VMI</td><td>14</td></tr> <tr><td>30</td><td>Davidson</td><td>31</td></tr> <tr><td>13</td><td>@ Army</td><td>48</td></tr> <tr><td>18</td><td>@ Richmond</td><td>36</td></tr> <tr><td>125</td><td>Totals</td><td>279</td></tr> </table>	6	vs. Virginia Tech (<i>Roanoke, VA</i>)	20	6	@ Virginia	21	6	@ Navy	44	19	Furman	6	8	The Citadel	10	12	@ George Washington	49	7	VMI	14	30	Davidson	31	13	@ Army	48	18	@ Richmond	36	125	Totals	279																																																																																																															
6	vs. Virginia Tech (<i>Roanoke, VA</i>)	20																																																																																																																																														
6	@ Virginia	21																																																																																																																																														
6	@ Navy	44																																																																																																																																														
19	Furman	6																																																																																																																																														
8	The Citadel	10																																																																																																																																														
12	@ George Washington	49																																																																																																																																														
7	VMI	14																																																																																																																																														
30	Davidson	31																																																																																																																																														
13	@ Army	48																																																																																																																																														
18	@ Richmond	36																																																																																																																																														
125	Totals	279																																																																																																																																														

Tribe Football

National Semifinalists • 2004 & 2009

1974
Record: 4-7
Coach: Jim Root

7	@ Mississippi State	49
17	@ Wake Forest	6
28	@ Virginia	38
0	@ Furman	10
16	The Citadel	12
16	@ Boston College	31
28	Rutgers	15
20	@ VMI	31
15	Virginia Tech	34
10	East Carolina	31
54	@ Richmond	12
211	Totals	269

1975
Record: 2-9
Coach: Jim Root

7	@ North Carolina	33
0	@ East Carolina	20
0	@ Pittsburgh	47
6	@ The Citadel	21
8	Ohio	22
0	@ Rutgers	24
6	Furman	21
7	vs. Virginia Tech (Oys. Bowl - Nor., VA)	24
13	@ VMI	7
17	Colgate	21
31	Richmond	21
95	Totals	261

1976
Record: 7-4
Coach: Jim Root

34	VMI	20
14	@ Virginia	0
19	East Carolina	20
27	@ Virginia Tech	15
13	Delaware	15
21	@ Navy	13
20	@ Ohio	0
7	@ Furman	23
23	Appalachian State	22
22	The Citadel	0
10	@ Richmond	21
210	Totals	149

1977
Record: 6-5
Coach: Jim Root

27	Norfolk State	13
13	@ VMI	23
6	@ Pittsburgh	28
21	@ Louisville	7
28	Villanova	8
8	vs. Virginia Tech (Tob. Bowl - Ric., VA)	17
17	@ Navy	42
21	Rutgers	22
14	@ The Citadel	13
21	vs. East Carolina (Oys. Bowl - Nor., VA)	17
29	Richmond	13
205	Totals	203

1978
Record: 5-5-1
Coach: Jim Root

10	VMI	3
27	@ Connecticut	3
21	@ Villanova	17
19	@ Virginia Tech	22
22	Temple	22
32	James Madison	7
0	@ Navy	9
21	@ Louisville	33
12	The Citadel	8
3	@ East Carolina	20
3	@ Richmond	17
170	Totals	161

1979
Record: 4-7
Coach: Jim Root

3	@ VMI	7
28	Colgate	15
14	@ Virginia Tech	35
7	@ Georgia Tech	33
33	James Madison	0
7	vs. Navy (Oyster Bowl - Norfolk, VA)	24
0	Rutgers	24
0	@ Delaware	40
9	@ Appalachian State	0
24	Richmond	10
14	East Carolina	38
139	Totals	226

1980
Record: 2-9
Coach: Jimmie Laycock

0	@ N.C. State	42
10	VMI	13
3	@ Virginia Tech	7
6	@ Navy	45
7	Wake Forest	27
17	Dartmouth	14
21	@ Rutgers	18
3	Delaware	7
23	@ East Carolina	31
13	@ Harvard	24
14	@ Richmond	26
117	Totals	254

1981
Record: 5-6
Coach: Jimmie Laycock

0	@ Temple	42
14	Miami (Ohio)	33
3	@ Virginia Tech	47
14	@ VMI	31
12	@ Dartmouth	7
38	Marshall	7
0	@ Navy	27
31	James Madison	19
14	Harvard	23
31	@ East Carolina	21
35	Richmond	21
192	Totals	278

1982
Record: 3-8
Coach: Jimmie Laycock

17	@ Miami	35
24	VMI	12
3	@ Virginia Tech	47
17	@ Rutgers	27
24	Dartmouth	16
3	@ Navy	39
18	@ James Madison	24
21	@ Delaware	62
22	Brown	23
27	East Carolina	31
28	@ Richmond	17
204	Totals	333

1983
Record: 6-5
Coach: Jimmie Laycock

28	@ VMI	14
13	Delaware	30
20	@ North Carolina	51
26	vs. Yale (Oyster Bowl - Norfolk, VA)	14
21	@ Dartmouth	17
24	James Madison	21
28	Rutgers	35
21	@ Virginia Tech	59
48	@ Marshall	24
6	@ East Carolina	40
24	Richmond	15
259	Totals	320

1984
Record: 6-5
Coach: Jimmie Laycock

24	VMI	13
23	@ Delaware	21
18	@ Penn State	56
20	@ James Madison	10
14	Temple	28
24	Boston University	3
14	@ Virginia Tech	38
21	@ Wake Forest	34
24	Lehigh	10
48	@ Colgate	39
31	@ Richmond	33
261	Totals	285

1985
Record: 7-4
Coach: Jimmie Laycock

23	@ Wake Forest	30
28	Norfolk State	15
17	Delaware	16
31	James Madison	14
21	@ Harvard	14
10	@ Virginia Tech	40
16	@ Temple	45
38	@ VMI	39
31	@ Lehigh	29
33	@ Princeton	28
28	Richmond	17
276	Totals	287

1986
NCAA PLAYOFFS
Record: 9-3
Coach: Jimmie Laycock

42	Colgate	21
37	VMI	22
30	@ Bucknell	13
24	Harvard	0
44	@ Lehigh	34
24	@ Delaware	18
33	@ James Madison	42
41	@ Virginia	37
32	Princeton	14
7	Holy Cross	31
21	@ Richmond	14
17	* Delaware	51
352	Totals	297

1987
Record: 5-6
Coach: Jimmie Laycock

25	@ E. Tennessee State	49
27	@ Navy	17
7	@ Colgate	19
28	Lehigh	27
34	@ Yale	40
14	Delaware	38
22	James Madison	28
17	vs. VMI (Oyster Bowl - Norfolk, VA)	6
31	Bucknell	6
7	@ Holy Cross	40
20	Richmond	7
232	Totals	272

1988
EPSON IVY BOWL
Record: 6-4-1
Coach: Jimmie Laycock

23	@ Virginia	31
30	VMI	7
14	Lehigh	6
10	@ James Madison	3
35	@ Delaware	38
33	New Hampshire	31
14	Villanova	14
24	@ Georgia	59
30	Wofford	14
28	Colgate	3
19	@ Richmond	24
73	* Japan All-Stars	3
260	Totals	230

1989
NCAA PLAYOFFS
Record: 8-3-1
Coach: Jimmie Laycock

17	Colgate	13
24	@ VMI	17
31	@ Princeton	31
12	@ Virginia	24
27	Delaware	24
13	vs. Boston U (Oyster Bowl - Norfolk, VA)	10
17	@ Villanova	20
55	@ Lehigh	39
34	East Tennessee State	28
24	James Madison	21
22	Richmond	10
10	* Furman	24
286	Totals	261

Tribe Football

National Semifinalists • 2004 & 2009

1990		1994		1998		2002	
NCAA PLAYOFFS		Record: 8-3		Record: 7-4		Record: 6-5	
Record: 10-3		Yankee Record: 6-2		A-10 Record: 4-4		A-10 Record: 5-4	
Coach: Jimmie Laycock		Coach: Jimmie Laycock		Coach: Jimmie Laycock		Coach: Jimmie Laycock	
31 @ The Citadel	34	38 @ Rhode Island	17	21 @ Rhode Island	13	17 @ Indiana University	25
37 Villanova	14	31 Delaware	7	49 VMI	0	14 @ #11 Maine	27
24 Connecticut	7	28 @ Furman	26	24 Northeastern	21	62 VMI	31
35 @ Virginia	63	45 VMI	7	28 @ #4 Villanova	45	45 Delaware	42
22 @ Delaware	12	3 @ Virginia	37	45 @ Temple	38	16 @ Hofstra	3
59 vs. VMI (<i>Oyster Bowl - Norfolk, VA</i>)	47	17 Northeastern	12	52 #6 Delaware	45	34 @ New Hampshire	27
45 Bucknell	17	14 Massachusetts	23	24 @ James Madison	12	30 #15 Northeastern	13
38 Lehigh	17	7 @ James Madison	33	19 New Hampshire	31	20 @ #11 Villanova	41
38 Furman	28	53 @ Villanova	28	41 @ #2 Hampton	34	44 Rhode Island	6
31 @ James Madison	21	17 Maine	0	26 #13 Connecticut	34	31 @ James Madison (OT)	34
31 @ Richmond	10	21 @ Richmond	20	17 @ #8 Richmond	42	13 Richmond	35
38 * Massachusetts	0	274 Totals	210	346 Totals	315	326 Totals	284
38 * @ Central Florida	52						
467 Totals	322						
		1995		1999		2003	
1991		Record: 7-4		Record: 6-5		Record: 5-5	
Record: 5-6		Yankee Record: 5-3		A-10 Record: 5-3		A-10 Record: 4-4	
Coach: Jimmie Laycock		Coach: Jimmie Laycock		Coach: Jimmie Laycock		Coach: Jimmie Laycock	
48 @ Boston University	22	16 @ Virginia	40	27 @ #11 Delaware (2 OT)	34	24 @ Western Michigan	56
21 Delaware	28	17 #7 James Madison	24	9 @ NC State	38	34 @ VMI	24
26 @ Navy	21	32 @ Northeastern	0	6 Furman	52	14 @ #4 Northeastern	48
28 James Madison	29	39 @ New Hampshire	0	42 @ Northeastern	30	Maine (Cancelled)	
36 @ North Carolina	59	27 @ VMI	7	45 #19 Villanova	10	27 @ #4 Delaware	41
40 @ VMI	26	23 Rhode Island	14	20 #13 James Madison	30	14 #7 Massachusetts	24
24 The Citadel	17	48 #22 Pennsylvania	34	35 @ VMI	14	17 James Madison	24
21 @ Villanova	35	9 @ Massachusetts	20	37 Maine	13	37 @ Rhode Island	24
37 @ Lehigh	41	18 Villanova	15	24 @ Rhode Island	6	23 Hofstra	9
13 Samford	35	20 @ #5 Delaware	23	16 Massachusetts	25	38 New Hampshire	28
49 Richmond	7	27 #16 Richmond	7	34 @ Richmond	14	59 @ Richmond	21
343 Totals	320	276 Totals	184	295 Totals	266	287 Totals	299
		1996		2000		2004	
1992		Yankee Conference Champions		Record: 5-6		Atlantic 10 Champions	
EPSON IVY BOWL		NCAA PLAYOFFS		A-10 Record: 4-4		NCAA SEMIFINALS	
Record: 9-2		Record: 10-3		Coach: Jimmie Laycock		Record: 11-3	
Coach: Jimmie Laycock		Yankee Record: 7-1		Coach: Jimmie Laycock		A-10 Record: 7-1	
21 VMI	16	Coach: Jimmie Laycock		16 @ #2 Massachusetts	36	Coach: Jimmie Laycock	
31 Boston University	21	33 @ Central Florida	39	55 VMI	15	38 @ North Carolina	49
36 @ Harvard	6	23 @ #22 Rhode Island	16	10 @ #8 Furman	34	9 @ #10 New Hampshire	7
51 Brown	16	40 VMI	21	7 @ Central Florida	52	42 VMI	6
21 @ Penn	19	47 @ Bucknell	0	31 @ Maine	28	38 #16 Northeastern (OT)	35
43 Towson State	15	31 #20 New Hampshire	7	26 Rhode Island	16	37 @ Liberty	17
7 @ Virginia	33	21 @ #17 James Madison	26	17 #4 Delaware	28	31 Rhode Island	24
14 @ James Madison	21	30 @ #9 Villanova	21	26 @ #16 James Madison	28	28 @ #3 Delaware	31
44 @ Colgate	26	21 Northeastern	14	48 @ Villanova (OT)	41	41 @ Towson	16
26 Lehigh	13	10 #6 Delaware (OT)	7	18 #10 Richmond	21	37 #19 Villanova	29
34 @ Richmond	19	30 Massachusetts	6	268 Totals	314	27 @ #4 James Madison	24
35 * Nihon University	19	28 @ Richmond	13			38 Richmond	14
328 Totals	205	45 * #8 Jackson State	6	2001		42 * #11 Hampton	35
		35 * @ #3 Northern Iowa	38	Atlantic 10 Champions		44 * #10 Delaware (2 OT)	38
1993		394 Totals	214	NCAA PLAYOFFS		34 * #8 James Madison	48
NCAA PLAYOFFS				Record: 8-4		486 Totals	373
Record: 9-3		1997		A-10 Record: 7-2			
Yankee Record: 7-1		Record: 7-4		Coach: Jimmie Laycock		2005	
Coach: Jimmie Laycock		Record: 7-4		Coach: Jimmie Laycock		Record: 5-6	
27 New Hampshire	14	A-10 Record: 4-4		31 @ #21 Massachusetts	10	A-10 Record: 3-5	
35 @ Delaware	42	Coach: Jimmie Laycock		34 @ VMI	0	Coach: Jimmie Laycock	
0 @ Tulane	10	31 Hampton	6	23 @ East Carolina	38	24 @ Marshall	36
45 Harvard	17	29 @ #23 Georgia Southern	28	38 #20 New Hampshire	28	41 @ VMI	7
49 vs. VMI (<i>Norfolk, VA - Oyster Bowl</i>)	6	41 @ VMI	12	28 #12 Hofstra	34	29 @ Rhode Island	48
53 @ Northeastern	6	22 @ New Hampshire	24	31 @ #4 Rhode Island	34	56 Liberty	0
51 Villanova	17	20 Boston U.	17	21 @ Delaware	17	42 #1 New Hampshire	10
31 James Madison	26	12 @ Northeastern	33	42 #18 Maine	20	44 @ Northeastern (2 OT)	41
47 @ Maine	23	38 James Madison	25	17 James Madison	10	44 Towson	13
45 @ Massachusetts	28	38 @ Connecticut	17	23 @ Richmond	20	21 @ Villanova	35
31 Richmond	17	13 #1 Villanova	20	47 #15 Villanova	44	29 James Madison	30
28 * @ McNeese St.	34	0 @ #3 Delaware	14	27 * @ #8 Appalachian State	40	21 Delaware	22
442 Totals	240	10 Richmond	7	362 Totals	295	7 @ #17 Richmond	41
		254 Totals	203			358 Totals	283

Tribe Football

National Semifinalists • 2004 & 2009

2006
Record: 3-8
A-10 Record: 1-7
Coach: Jimmie Laycock

14 @ Maryland	27
17 Maine	20
38 VMI	6
14 Hofstra	16
7 @ #10 Massachusetts	48
14 @ Liberty	13
17 @ #8 James Madison	31
31 Villanova	35
29 @ #21 Towson	28
14 @ Delaware	28
14 Richmond	31
209 Totals	283

2007
Record: 4-7
CAA Record: 2-6
Coach: Jimmie Laycock

31 #19 Delaware	49
63 @ VMI	16
48 Liberty (2 OT)	41
3 @ #17 Virginia Tech	44
27 Towson	22
24 @ Villanova	63
21 @ Maine	20
34 #4 Massachusetts	48
14 @ #20 Hofstra	38
34 #16 James Madison	55
20 @ #7 Richmond	31
319 Totals	427

2008
Record: 7-4
CAA Record: 5-3
Coach: Jimmie Laycock

24 @ N.C. State	34
52 VMI	17
42 Norfolk State	12
28 #14 Villanova	38
38 @ #4 New Hampshire	34
27 @ Delaware	3
34 Rhode Island	24
34 @ Towson	14
38 Northeastern	17
24 @ #1 James Madison	48
20 #6 Richmond (OT)	23
361 Totals	264

2009
NCAA SEMIFINALS
Record: 11-3
CAA Record: 6-2
Coach: Jimmie Laycock

26 @ Virginia	14
33 Central Connecticut State	14
27 @ Norfolk State	15
30 Delaware	20
17 @ #2 Villanova	28
34 @ Northeastern	14
24 James Madison	3
39 @ Rhode Island	14
31 Towson	0
20 #7 New Hampshire	17
10 @ #4 Richmond	13
38 *#15 Weber State	0
24 *#1 Southern Illinois	3
13 *#2 Villanova	14
366 Totals	169

All-Time Overtime Contests

Overall Record:	6-3
CAA Record:	5-3
Playoff Record:	1-0
Home Record:	4-1
Away Record:	2-2
Vs. Ranked Teams:	3-2

10 #6 Delaware (10/19/96)	7
27 @ #11 Delaware (2 OT - 9/2/99)	34
48 @ Villanova (11/11/00)	41
31 @ James Madison (11/16/02)	34
38 #16 Northeastern (10/2/04)	35
44 *#10 Delaware (2 OT - 12/4/04)	38
44 @ Northeastern (2 OT - 10/15/05)	41
48 Liberty (2 OT - 9/15/07)	41
20 #6 Richmond (11/22/08)	23
310 Totals	294